# *Table of Contents*


**Group 1 Air Distribution ..... 1-1 to 1-50**

**Group 2 Air Movement, Ventilation & Motors ..... 2-1 to 2-65**

**Group 3 Filters & Registers ..... 3-1 to 3-26**

**Group 4 Installation & Service Supplies ..... 4-1 to 4-101**

**Group 5 Chemicals & Water Treatment ..... 5-1 to 5-18**

**Group 6 Refrigeration ..... 6-1 to 6-165**

**Group 7 Controls ..... 7-1 to 7-138**

**Group 8 Equipment ..... 8-1 to 8-281**

**Group 9 HVAC System Accessories ..... 9-1 to 9-37**

**Group 10 Hydronics ..... 10-1 to 10-114**

**Group 11 Oil Burner Parts & Accessories ..... 11-1 to 11-10**

**Group 12 Tools ..... 12-1 to 12-77**

**Bercor Number Index ..... A-1 to A-47**

**Product Index ..... B-1 to B-17**

**Index by Manufacturer ..... C-1 to C-5**

# Group 1 Air Distribution



Group 1 Air Distribution


ZIPP-R Pipe and Fittings..... 1 - 1
Trunkline and Accessories..... 1 - 9
Sheet Material..... 1 - 19
Takeoffs and Boots..... 1 - 20
Wall Stack..... 1 - 30
Oval Pipe..... 1 - 33
Galvanized Spiral Pipe..... 1 - 35
Flex Duct..... 1 - 37
Insulation..... 1 - 41
Hangers and Straps..... 1 - 42
PVC Pipe and Fittings..... 1 - 44
Vent Pipe and Diverters..... 1 - 50

# 115 ZIPP-R Lock 2 Ft. Pipe



All the features of the patented ZIPP-R Lock Pipe are incorporated in this 24" length. It is manufactured of 24, 26, 28, and 30 gauge steel to meet a variety of applications. Ideal for venting flue connections and for stubbing in heating and air conditioning runs.

| STD PKG | U/M | BERCOR NUMBER | DESCRIPTION | PC-1 L/CTN | PC-2 F/CTN |
|---|---|---|---|---|---|
| 25 | JT | 10242 | 115 5IN 24GA PIPE | | |
| 10 | JT | 10243 | 115 6IN 24GA PIPE BNDL | | |
| 10 | JT | 10244 | 115 7IN 24GA PIPE | | |
| 10 | JT | 10245 | 115 8IN 24GA PIPE | | |
| 10 | JT | 10246 | 115 9IN 24GA PIPE | | |
| 10 | JT | 10247 | 115 10IN 24GA PIPE | | |
| 10 | JT | 10248 | 115 12IN 24GA PIPE | | |
| 25 | JT | 10261 | 115 3IN 26GA PIPE | | |
| 25 | JT | 10262 | 115 4IN 26GA PIPE | | |
| 25 | JT | 10263 | 115 5IN 26GA PIPE | | |
| 25 | JT | 10264 | 115 6IN 26GA PIPE | | |
| 25 | JT | 10265 | 115 7IN 26GA PIPE | | |
| 25 | JT | 10266 | 115 8IN 26GA PIPE | | |
| 25 | JT | 10268 | 115 10IN 26GA PIPE | | |
| 10 | JT | 10269 | 115 12IN 26GA PIPE | | |
| 10 | JT | 10270 | 115 14IN 26GA PIPE | | |
| 10 | JT | 10271 | 115 16IN 26GA PIPE | | |
| 10 | JT | 10272 | 115 18IN 26GA PIPE | | |
| 25 | JT | 10281 | 115 3IN 28GA PIPE | | |
| 25 | JT | 10282 | 115 4IN 28GA PIPE | | |
| 25 | JT | 10283 | 115 5IN 28GA PIPE | | |
| 25 | JT | 10284 | 115 6IN 28GA PIPE | | |
| 10 | JT | 10293 | 115 4IN X 100IN 30GA GALV PIPE BNDL | | |
| 25 | JT | 10303 | 115 3IN 30GA PIPE | | |
| 25 | JT | 10304 | 115 4IN 30GA PIPE | | |
| 25 | JT | 10305 | 115 5IN 30GA PIPE | | |
| 25 | JT | 10306 | 115 6IN 30GA PIPE | | |
| 25 | JT | 10307 | 115 7IN 30GA PIPE | | |
| 25 | JT | 10308 | 115 8IN 30GA PIPE | | |
| 25 | JT | 10309 | 115 9IN 30GA PIPE | | |
| 25 | JT | 10310 | 115 10IN 30GA PIPE | | |
| 25 | JT | 10311 | 115 12IN 30GA PIPE | | |

# 115 Aluminum Pipe, 2 Foot



| STD PKG | U/M | BERCOR NUMBER | DESCRIPTION | PC-1 L/CTN | PC-2 F/CTN |
|---|---|---|---|---|---|
| 25 | JT | 13451 | 115 4IN ALUM PIPE | | |

# 931 and 932 ZIPP-R Pipe and Fittings



931/932



140



140C



933

ZIPP-R pipe is the original long length pipe with the patented ZIPP-R lock. The crimp is tapered to make assembly simple and quick. Positive positioning of the lock insures installed runs stay together when put together. Nested for quicker removal from the bundle.

## 931 and 932 ZIPP-R Lock Pipe

**Price Per CFT**

| STD PKG | U/M | BERCOR NUMBER | DESCRIPTION | PC-1 L/CTN | PC-2 F/CTN |
|---|---|---|---|---|---|
| 50 | FT | 10695 | 931-50 6IN 10FT 30GA PIPE 50FT | | |
| 50 | FT | 10691 | 931-50 6IN 10FT PIPE BNDL (50FT) | | |
| 100 | FT | 10696 | 931 4IN 10FT 30GA PIPE | | |
| 100 | FT | 10697 | 931 5IN 10FT 30GA PIPE | | |
| 100 | FT | 10698 | 931 6IN 10FT 30GA PIPE | | |
| 50 | FT | 10699 | 931 7IN 10FT 30GA PIPE | | |
| 50 | FT | 10700 | 931 8IN 10FT 30GA PIPE BNDLD | | |
| 25 | FT | 10770 | 932 4IN 5FT 26GA PIPE | | |
| 50 | FT | 10769 | 932 5IN 5FT 26GA PIPE | | |
| 25 | FT | 10724 | 932 6IN 5FT 26GA PIPE | | |
| 25 | FT | 10725 | 932 7IN 5FT 26GA PIPE | | |
| 25 | FT | 10726 | 932 8IN 5FT 26GA PIPE | | |
| 25 | FT | 10727 | 932 9IN 5FT 26GA PIPE | | |
| 25 | FT | 10728 | 932 10IN 5FT 26GA PIPE | | |
| 25 | FT | 10729 | 932 12IN 5FT 26GA PIPE | | |
| 25 | FT | 10759 | 932 14IN 5FT 26GA PIPE | | |
| 25 | FT | 10760 | 932 16IN 5FT 26GA PIPE | | |
| 25 | FT | 15700 | 932 18IN 5FT 26GA PIPE | | |
| 25 | FT | 10747 | 932 3IN 5FT 30GA PIPE BNDL | | |
| 50 | FT | 10736 | 932 4IN 5FT 30GA PIPE | | |
| 50 | FT | 10737 | 932 5IN 5FT 30GA PIPE | | |
| 50 | FT | 10738 | 932 6IN 5FT 30GA PIPE | | |
| 50 | FT | 15662 | 932 6IN 5FT 30GA PIPE BNDL | | |
| 50 | FT | 10739 | 932 7IN 5FT 30GA PIPE | | |
| 50 | FT | 10740 | 932 8IN 5FT 30GA PIPE | | |
| 50 | FT | 10741 | 932 9IN 5FT 30GA PIPE | | |
| 50 | FT | 10742 | 932 10IN 5FT 30GA PIPE | | |
| 50 | FT | 10743 | 932 12IN 5FT 30GA PIPE | | |

## 140 Drawband

| | | | | | |
|---|---|---|---|---|---|
| 12 | EA | 10423 | 140 6IN DRAWBAND | | |
| 12 | EA | 10424 | 140 7IN DRAWBAND | | |
| 12 | EA | 10425 | 140 8IN DRAWBAND | | |
| 12 | EA | 10428 | 140 12IN DRAWBAND | | |
| 12 | EA | 10429 | 140 14IN DRAWBAND | | |
| 12 | EA | 10430 | 140 16IN DRAWBAND | | |

## 140C Drawband with Plastic Clamp

| | | | | | |
|---|---|---|---|---|---|
| 24 | EA | 11150 | 140C 6IN DRAWBAND | | |

## 933 ZIPP-R Pipe Connector (Patent #2692417)

| | | | | | |
|---|---|---|---|---|---|
| 25 | EA | 13159 | 933 6IN CONN | | |

# 928 E-Z On Damper

## With Easy On Garret Clips



| STD PKG | U/M | BERCOR NUMBER | DESCRIPTION | PC-1 L/CTN | PC-2 F/CTN |
|---|---|---|---|---|---|
| 24 | EA | 13128 | 928 4IN DAMPER | | |
| 24 | EA | 13129 | 928 5IN DAMPER | | |
| 24 | EA | 13130 | 928 6IN DAMPER | | |
| 24 | EA | 13131 | 928 7IN DAMPER | | |
| 24 | EA | 13132 | 928 8IN DAMPER | | |
| 24 | EA | 13134 | 928 10IN DAMPER | | |
| 24 | EA | 13135 | 928 12IN DAMPER | | |
| 24 | EA | 13136 | 928 14IN DAMPER | | |
| 24 | EA | 13138 | 928 18IN DAMPER | | |

# 925 Econo Damper



| STD PKG | U/M | BERCOR NUMBER | DESCRIPTION | PC-1 L/CTN | PC-2 F/CTN |
|---|---|---|---|---|---|
| 50 | EA | 13091 | 925 6IN DAMPER | | |
| 50 | EA | 13092 | 925 7IN DAMPER | | |
| 50 | EA | 13093 | 925 8IN DAMPER | | |

# D6100 Single Bearing Damper

Malco dampers are designed for forced air systems. Use only for air handling applications where temperature does not exceed 350° F.



### D6100 Single Bearing Damper

| STD PKG | U/M | BERCOR NUMBER | DESCRIPTION | PC-1 EACH |
|---|---|---|---|---|
| 1 | CTN | 80520 | D6100 6" DAMPER 100/CTN | |

### Damper Handles and Wing Nuts

| | | | | |
|---|---|---|---|---|
| 1 | PKG | 80521 | H1100 DAMPER HANDLES 100/PKG | |
| 1 | PKG | 80522 | WN100 DAMPER WING NUTS 100/PKG | |

# 120 Adjustable Elbows



- 90°
- 4-piece
- Manufactured to high standards.
- Only quality prime steel used.
- Every elbow checked for adjustability before cartoning.

| STD PKG | U/M | BERCOR NUMBER | DESCRIPTION | PC-1 L/CTN | PC-2 F/CTN |
|---|---|---|---|---|---|
| 12 | EA | 10940 | 120 5IN 24GA ELBOW | | |
| 12 | EA | 10941 | 120 6IN 24GA ELBOW | | |
| 12 | EA | 10942 | 120 7IN 24GA ELBOW | | |
| 12 | EA | 10943 | 120 8IN 24GA ELBOW | | |
| 12 | EA | 10944 | 120 9IN 24GA ELBOW | | |
| 12 | EA | 10945 | 120 10IN 24GA ELBOW | | |
| 12 | EA | 10946 | 120 12IN 24GA ELBOW | | |
| 4 | EA | 10948 | 120 16IN 24GA ELBOW | | |
| 1 | EA | 10949 | 120 18IN 24GA ELBOW | | |
| 24 | EA | 10958 | 120 3IN 26GA ELBOW | | |
| 24 | EA | 10959 | 120 4IN 26GA ELBOW | | |
| 12 | EA | 10960 | 120 5IN 26GA ELBOW | | |
| 12 | EA | 10961 | 120 6IN 26GA ELBOW | | |
| 12 | EA | 10962 | 120 7IN 26GA ELBOW | | |
| 12 | EA | 10963 | 120 8IN 26GA ELBOW | | |
| 12 | EA | 10964 | 120 9IN 26GA ELBOW | | |
| 12 | EA | 10965 | 120 10IN 26GA ELBOW | | |
| 12 | EA | 10966 | 120 12IN 26GA ELBOW | | |
| 4 | EA | 10967 | 120 14IN 26GA ELBOW | | |
| 4 | EA | 10968 | 120 16IN 26GA ELBOW | | |
| 1 | EA | 10969 | 120 18IN 26GA ELBOW | | |
| 24 | EA | 10979 | 120 3IN 28GA ELBOW | | |
| 24 | EA | 10980 | 120 4IN 28GA ELBOW | | |
| 12 | EA | 10981 | 120 5IN 28GA ELBOW | | |
| 12 | EA | 10982 | 120 6IN 28GA ELBOW | | |
| 12 | EA | 10987 | 120 12IN 28GA ELBOW | | |
| 24 | EA | 10999 | 120 3IN 30GA ELBOW | | |
| 24 | EA | 11000 | 120 4IN 30GA ELBOW | | |
| 12 | EA | 11001 | 120 5IN 30GA ELBOW | | |
| 20 | EA | 11003 | 120 6IN 30GA ELBOW | | |
| 12 | EA | 11004 | 120 7IN 30GA ELBOW | | |
| 12 | EA | 11005 | 120 8IN 30GA ELBOW | | |
| 12 | EA | 11006 | 120 9IN 30GA ELBOW | | |
| 12 | EA | 11007 | 120 10IN 30GA ELBOW | | |
| 12 | EA | 11008 | 120 12IN 30GA ELBOW | | |

# 120 Adjustable Elbows, Aluminum



- 90°
- 4-piece

| STD PKG | U/M | BERCOR NUMBER | DESCRIPTION | PC-1 L/CTN | PC-2 F/CTN |
|---|---|---|---|---|---|
| 24 | EA | 13470 | 120 3IN ALUM ELBOW | | |
| 24 | EA | 13471 | 120 4IN ALUM ELBOW | | |

# 130 Adjustable Angle

- 45°
- 2-piece



| STD PKG | U/M | BERCOR NUMBER | DESCRIPTION | PC-1 L/CTN | PC-2 F/CTN |
|---|---|---|---|---|---|
| 24 | EA | 11074 | 130 6IN 24GA ANGLE | | |
| 24 | EA | 11075 | 130 7IN 24GA ANGLE | | |
| 24 | EA | 11076 | 130 8IN 24GA ANGLE | | |
| 24 | EA | 11096 | 130 6IN 26GA ANGLE | | |
| 24 | EA | 11099 | 130 9IN 26GA ANGLE | | |
| 24 | EA | 11100 | 130 10IN 26GA ANGLE | | |
| 12 | EA | 11101 | 130 12IN 26GA ANGLE | | |
| 1 | EA | 11102 | 130 14IN 26GA ANGLE | | |
| 24 | EA | 11132 | 130 5IN 30GA ANGLE | | |
| 24 | EA | 11133 | 130 6IN 30GA ANGLE | | |
| 24 | EA | 11135 | 130 8IN 30GA ANGLE | | |
| 24 | EA | 11136 | 130 9IN 30GA ANGLE | | |
| 12 | EA | 11138 | 130 12IN 30GA ANGLE | | |

# 145W Smooth-Flow Y-Branch

**For Warm Air Installations**



| STD PKG | U/M | BERCOR NUMBER | DESCRIPTION | PC-1 L/CTN | PC-2 F/CTN |
|---|---|---|---|---|---|
| 12 | EA | 15008 | 145W 6X4X4 Y-BRANCH | | |
| 12 | EA | 15011 | 145W 6X6X6 Y BRANCH | | |
| 12 | EA | 15012 | 145W 7X6X4 Y-BRANCH | | |
| 12 | EA | 15016 | 145W 7X5X5 Y-BRANCH | | |
| 12 | EA | 11194 | 145W 8X6X6 Y-BRANCH | | |
| 12 | EA | 15023 | 145W 8X7X6 Y-BRANCH | | |
| 12 | EA | 11195 | 145W 9X7X7 Y-BRANCH | | |
| 12 | EA | 15027 | 145W 9X8X6 Y-BRANCH | | |
| 12 | EA | 11196 | 145W 10X8X8 Y-BRANCH | | |
| 12 | EA | 11197 | 145W 12X10X10 Y-BRANCH | | |
| 12 | EA | 15028 | 145W 14X10X10 Y BRANCH | | |
| 6 | EA | 11198 | 145W 14X12X12 Y-BRANCH | | |

# 150-F and 151-F Smooth-Flow Tee Joints

## For Flue Installations



150F 151F

### 150-F 90° Tee Joints

| STD PKG | U/M | BERCOR NUMBER | DESCRIPTION | PC-1 L/CTN | PC-2 F/CTN |
|---|---|---|---|---|---|
| 12 | EA | 11213 | 150-F 3X3X3 TEE | | |
| 12 | EA | 15040 | 150-F 4X3X3 TEE | | |
| 12 | EA | 11214 | 150-F 4X4X4 TEE | | |
| 12 | EA | 11212 | 150-F 5X4X3 TEE | | |
| 12 | EA | 15045 | 150-F 5X4X4 TEE | | |
| 12 | EA | 11215 | 150-F 5X5X3 TEE | | |
| 12 | EA | 15047 | 150-F 5X5X4 TEE | | |
| 12 | EA | 11216 | 150-F 5X5X5 TEE | | |
| 12 | EA | 15052 | 150-F 6X4X3 TEE | | |
| 12 | EA | 11217 | 150-F 6X5X3 TEE | | |
| 12 | EA | 11211 | 150-F 6X5X4 TEE | | |
| 12 | EA | 11218 | 150-F 6X6X3 TEE | | |
| 12 | EA | 11219 | 150-F 6X6X4 TEE | | |
| 12 | EA | 11220 | 150-F 6X6X6 TEE | | |
| 12 | EA | 11222 | 150-F 7X5X4 TEE | | |
| 12 | EA | 11223 | 150-F 7X6X3 TEE | | |
| 12 | EA | 11224 | 150-F 7X6X4 TEE | | |
| 12 | EA | 11225 | 150-F 7X7X3 TEE | | |
| 12 | EA | 11226 | 150-F 7X7X4 TEE | | |
| 12 | EA | 11228 | 150-F 7X7X7 TEE | | |
| 12 | EA | 11229 | 150-F 8X8X6 TEE | | |
| 12 | EA | 11230 | 150-F 8X8X8 TEE | | |
| 6 | EA | 11231 | 150-F 9X9X9 TEE | | |
| 6 | EA | 11232 | 150-F 10X10X10 TEE | | |
| 6 | EA | 11233 | 150-F 12X12X12 TEE | | |
| 3 | EA | 11234 | 150-F 14X14X14 TEE | | |
| 1 | EA | 15136 | 150-F 16X16X16 TEE | | |
| 1 | EA | 15146 | 150-F 18X18X18 TEE | | |

### 151-F 45° Tee Joints

| | | | | | |
|---|---|---|---|---|---|
| 12 | EA | 15228 | 151-F 4X3X3 45 DEG TEE | | |
| 12 | EA | 15233 | 151F 5X4X3 45 DEG TEE | | |
| 12 | EA | 15234 | 151F 5X4X4 45 DEG TEE | | |
| 12 | EA | 15235 | 151F 5X5X3 45 DEG TEE | | |
| 12 | EA | 15239 | 151F 6X4X3 45 DEG TEE | | |
| 12 | EA | 15240 | 151F 6X4X4 45 DEG FLUE TEE | | |
| 12 | EA | 15241 | 151F 6X5X3 45 DEG TEE | | |
| 12 | EA | 15242 | 151F 6X5X4 45 DEG TEE | | |
| 6 | EA | 15248 | 151-F 6X6X6 45 DEG TEE | | |
| 12 | EA | 15257 | 151-F 7X4X4 45 DEG TEE | | |
| 12 | EA | 15261 | 151-F 7X6X4 45 DEG TEE | | |
| 12 | EA | 15263 | 151-F 7X7X4 45 DEG TEE | | |
| 12 | EA | 11205 | 151F 8X6X6 45DG TEE JOINT | | |
| 12 | EA | 15272 | 151-F 8X7X4 45 DEG TEE | | |

# 160 and 161 Cleanout Caps



160 161

## 160 with Crimped Collar

| STD PKG | U/M | BERCOR NUMBER | DESCRIPTION | PC-1 L/CTN | PC-2 F/CTN |
|---|---|---|---|---|---|
| 12 | EA | 11253 | 160 3IN CLEANOUT CAP | | |
| 12 | EA | 11254 | 160 4IN CLEANOUT CAP | | |
| 12 | EA | 11255 | 160 5IN CLEANOUT CAP | | |
| 12 | EA | 11256 | 160 6IN CLEANOUT CAP | | |
| 12 | EA | 11257 | 160 7IN CLEANOUT CAP | | |
| 12 | EA | 11258 | 160 8IN CLEANOUT CAP | | |
| 12 | EA | 11259 | 160 9IN CLEANOUT CAP | | |
| 12 | EA | 11260 | 160 10IN CLEANOUT CAP | | |
| 12 | EA | 11261 | 160 12IN CLEANOUT CAP | | |
| 12 | EA | 11262 | 160 14IN CLEANOUT CAP | | |
| 12 | EA | 11263 | 160 16IN CLEANOUT CAP | | |
| 12 | EA | 11264 | 160 18IN CLEANOUT CAP | | |

## 161 with Plain Collar

| | | | | | |
|---|---|---|---|---|---|
| 12 | EA | 11273 | 161 3IN PLAIN CLEANOUT CAP | | |
| 12 | EA | 11274 | 161 4IN PLAIN CLEANOUT CAP | | |
| 12 | EA | 11275 | 161 5IN PLAIN CLEANOUT CAP | | |
| 12 | EA | 11276 | 161 6IN PLAIN CLEANOUT CAP | | |
| 12 | EA | 11277 | 161 7IN PLAIN CLEANOUT CAP | | |
| 12 | EA | 11278 | 161 8IN PLAIN CLEANOUT CAP | | |
| 12 | EA | 11279 | 161 9IN PLAIN CLEANOUT CAP | | |
| 12 | EA | 11280 | 161 10IN PLAIN CLEANOUT CAP | | |
| 12 | EA | 11281 | 161 12IN PLAIN CLEANOUT CAP | | |
| 12 | EA | 11282 | 161 14IN PLAIN CLEANOUT CAP | | |
| 12 | EA | 11283 | 161 16IN PLAIN CLEANOUT CAP | | |
| 12 | EA | 11284 | 161 18IN PLAIN CLEANOUT CAP | | |

# 164 Adjustable Safety Collars



| STD PKG | U/M | BERCOR NUMBER | DESCRIPTION | PC-1 L/CTN | PC-2 F/CTN |
|---|---|---|---|---|---|
| 12 | EA | 11315 | 164 4IN SAFETY COLLAR | | |
| 12 | EA | 11317 | 164 6IN SAFETY COLLAR | | |
| 12 | EA | 11318 | 164 7IN SAFETY COLLAR | | |
| 12 | EA | 11319 | 164 8IN SAFETY COLLAR | | |

# 180 and 181 Reducers

- Little resistance.
- Low turbulence.
- Smooth air flow.
- Cut inventory and save space with plain end collars.



180



181

## 180 Reducers, Plain Ends

| STD PKG | U/M | BERCOR NUMBER | DESCRIPTION | PC-1 L/CTN | PC-2 F/CTN |
|---|---|---|---|---|---|
| 12 | EA | 11360 | 180 4X3 REDUCER | | |
| 12 | EA | 11361 | 180 5X3 REDUCER | | |
| 12 | EA | 11362 | 180 5X4 REDUCER | | |
| 12 | EA | 11363 | 180 6X3 REDUCER | | |
| 12 | EA | 11364 | 180 6X4 REDUCER | | |
| 12 | EA | 11365 | 180 6X5 REDUCER | | |
| 12 | EA | 11367 | 180 7X4 REDUCER | | |
| 12 | EA | 11368 | 180 7X5 REDUCER | | |
| 12 | EA | 11369 | 180 7X6 REDUCER | | |
| 12 | EA | 11370 | 180 8X4 REDUCER | | |
| 12 | EA | 11371 | 180 8X5 REDUCER | | |
| 12 | EA | 11372 | 180 8X6 REDUCER | | |
| 12 | EA | 11373 | 180 8X7 REDUCER | | |
| 12 | EA | 11375 | 180 9X6 REDUCER | | |
| 12 | EA | 11376 | 180 9X7 REDUCER | | |
| 12 | EA | 11377 | 180 9X8 REDUCER | | |
| 12 | EA | 11378 | 180 10X5 REDUCER | | |
| 12 | EA | 11379 | 180 10X6 REDUCER | | |
| 12 | EA | 11380 | 180 10X7 REDUCER | | |
| 12 | EA | 11381 | 180 10X8 REDUCER | | |
| 12 | EA | 11382 | 180 10X9 REDUCER | | |
| 12 | EA | 11383 | 180 12X6 REDUCER | | |
| 12 | EA | 11384 | 180 12X7 REDUCER | | |
| 12 | EA | 11385 | 180 12X8 REDUCER | | |
| 12 | EA | 11387 | 180 12X10 REDUCER | | |

## 181 Tapered Reducers, Plain Ends

| | | | | | |
|---|---|---|---|---|---|
| 12 | EA | 11500 | 181 4X3 TAPERED REDUCER | | |
| 12 | EA | 11501 | 181 5X3 TAPERED REDUCER | | |
| 12 | EA | 11502 | 181 5X4 TAPERED REDUCER | | |
| 12 | EA | 11503 | 181 6X3 TAPERED REDUCER | | |
| 12 | EA | 11504 | 181 6X4 TAPERED REDUCER | | |
| 12 | EA | 11505 | 181 6X5 TAPERED REDUCER | | |
| 12 | EA | 11506 | 181 7X3 TAPERED REDUCER | | |
| 12 | EA | 11507 | 181 7X4 TAPERED REDUCER | | |
| 12 | EA | 11508 | 181 7X5 TAPERED REDUCER | | |
| 12 | EA | 11509 | 181 7X6 TAPERED REDUCER | | |
| 12 | EA | 11511 | 181 8X5 TAPERED REDUCER | | |
| 12 | EA | 11512 | 181 8X6 TAPERED REDUCER | | |
| 12 | EA | 11513 | 181 8X7 TAPERED REDUCER | | |
| 12 | EA | 11515 | 181 9X6 TAPERED REDUCER | | |
| 12 | EA | 11516 | 181 9X7 TAPERED REDUCER | | |
| 12 | EA | 11517 | 181 9X8 TAPERED REDUCER | | |
| 12 | EA | 11519 | 181 10X5 TAPERED REDUCER | | |
| 12 | EA | 11520 | 181 10X6 TAPERED REDUCER | | |
| 12 | EA | 11521 | 181 10X7 TAPERED REDUCER | | |
| 12 | EA | 11522 | 181 10X8 TAPERED REDUCER | | |
| 12 | EA | 15406 | 181 10X9 TAPERED REDUCER | | |
| 12 | EA | 15408 | 181 11X8 TAPERED REDUCER | | |
| 12 | EA | 11525 | 181 12X8 TAPERED REDUCER | | |
| 12 | EA | 11527 | 181 12X10 TAPERED REDUCER | | |
| 12 | EA | 11528 | 181 14X12 TAPERED REDUCER | | |
| 12 | EA | 15414 | 181 14X8 TAPERED REDUCER | | |
| 12 | EA | 15425 | 181 16X12 TAPERED REDUCER | | |
| 12 | EA | 15426 | 181 16X14 TAPERED REDUCER | | |

# 636 Trunkline Duct with ZIPP-R Lock

**Uncartoned**



### 636-48: 48" L x 8" H

| STD PKG | U/M | BERCOR NUMBER | DESCRIPTION | PC-1 1-5 | PC-2 6 |
|---|---|---|---|---|---|
| 6 | EA | 10315 | 636-48 8X8 DUCT W/S&D | | |
| 6 | EA | 10316 | 636-48 10X8 DUCT W/S&D | | |
| 6 | EA | 10317 | 636-48 12X8 DUCT W/S&D | | |
| 6 | EA | 10318 | 636-48 14X8 DUCT W/S&D | | |
| 6 | EA | 10319 | 636-48 16X8 DUCT W/S&D | | |
| 6 | EA | 10320 | 636-48 18X8 DUCT W/S&D | | |
| 6 | EA | 10321 | 636-48 20X8 DUCT W/S&D | | |
| 6 | EA | 10322 | 636-48 22X8 DUCT W/S&D | | |
| 6 | EA | 10323 | 636-48 24X8 DUCT W/S&D | | |

### 636-60: 60" L x 8" H

| | | | | | |
|---|---|---|---|---|---|
| 6 | EA | 10824 | 636-60 8X8 DUCT W/S&D | | |
| 6 | EA | 10825 | 636-60 10X8 DUCT W/S&D | | |
| 6 | EA | 10826 | 636-60 12X8 DUCT W/S&D | | |
| 6 | EA | 10827 | 636-60 14X8 DUCT W/S&D | | |
| 6 | EA | 10828 | 636-60 16X8 DUCT W/S&D | | |
| 6 | EA | 10829 | 636-60 18X8 DUCT W/S&D | | |
| 6 | EA | 10830 | 636-60 20X8 DUCT W/S&D | | |
| 6 | EA | 10831 | 636-60 22X8 DUCT W/S&D | | |
| 6 | EA | 10832 | 636-60 24X8 DUCT W/S&D | | |
| 3 | EA | 10511 | 636-60 26X8 DUCT | | |
| 3 | EA | 10512 | 636-60 28X8 DUCT | | |
| 3 | EA | 10513 | 636-60 30X8 DUCT | | |

# 636 Trunkline Duct with ZIPP-R Lock



- Eliminates duct boom.
- Whisper quiet air movement.
- Manufactured with prime galvanized steel.
- ZIPP-R lock edge for a quick positive lock.
- Less metal movement than standard cross broken duct.

### 636-48 Trunkline: 48 In. Long (10 & 12 In. H)

| STD PKG | U/M | BERCOR NUMBER | DESCRIPTION | PC-1 L/CTN | PC-2 F/CTN |
|---|---|---|---|---|---|
| 5 | EA | 10880 | 636-48 10X10 DUCT W/S&D | | |
| 5 | EA | 10881 | 636-48 12X10 DUCT W/S&D | | |
| 5 | EA | 10882 | 636-48 14X10 DUCT W/S&D | | |
| 5 | EA | 10883 | 636-48 16X10 DUCT W/S&D | | |
| 5 | EA | 10884 | 636-48 18X10 DUCT W/S&D | | |
| 2 | EA | 10345 | 636-48 20 X 10 DUCT W/S&D | | |
| 2 | EA | 10346 | 636-48 25 X 10 DUCT | | |
| 5 | JT | 10893 | 636-48 20X12 DUCT | | |
| 5 | JT | 10894 | 636-48 22X12 DUCT | | |
| 5 | JT | 10895 | 636-48 24X12 DUCT | | |
| 5 | JT | 10896 | 636-48 26X12 DUCT | | |
| 5 | JT | 10897 | 636-48 28X12 DUCT | | |
| 5 | JT | 10898 | 636-48 30X12 DUCT | | |

### 636-60, Trunkline: 60 In. Long (10 & 12 In. H)

| | | | | | |
|---|---|---|---|---|---|
| 5 | EA | 10852 | 636-60 10X10 DUCT W/S&D | | |
| 5 | EA | 10861 | 636-60 12X10 DUCT W/S&D | | |
| 1 | EA | 10862 | 636-60 14X10 DUCT W/S&D | | |
| 3 | EA | 10853 | 636-60 16X10 DUCT W/S&D | | |
| 3 | EA | 10854 | 636-60 18X10 DUCT W/S&D | | |
| 3 | EA | 10855 | 636-60 20X10 DUCT W/S&D | | |
| 3 | EA | 10856 | 636-60 22X10 DUCT W/S&D | | |
| 3 | EA | 10857 | 636-60 24X10 DUCT W/S&D | | |
| 3 | EA | 10858 | 636-60 26X10 DUCT | | |
| 3 | EA | 10859 | 636-60 28X10 DUCT | | |
| 1 | EA | 10860 | 636-60 30X10 DUCT | | |
| 5 | EA | 10899 | 636-60 24X12 DUCT | | |

### 636-96 Trunkline: 96 In. Long (8 & 10 In. H)

| | | | | | |
|---|---|---|---|---|---|
| 3 | EA | 10522 | 636-96 8X8 DUCT W/S&D | | |
| 3 | EA | 10523 | 636-96 10X8 DUCT W/S&D | | |
| 3 | EA | 10524 | 636-96 12X8 DUCT W/S&D | | |
| 4 | EA | 10525 | 636-96 14X8 DUCT W/S&D | | |
| 3 | EA | 10526 | 636-96 16X8 DUCT W/S&D | | |
| 3 | EA | 10527 | 636-96 18X8 DUCT W/S&D | | |
| 3 | EA | 10528 | 636-96 20X8 DUCT W/S&D | | |
| 3 | EA | 10529 | 636-96 22X8 DUCT W/S&D | | |
| 3 | EA | 10530 | 636-96 24X8 DUCT W/S&D | | |
| 3 | EA | 10553 | 636-96 10X10 DUCT W/S&D | | |
| 3 | EA | 10554 | 636-96 12X10 DUCT W/S&D | | |
| 3 | EA | 10555 | 636-96 14X10 DUCT W/S&D | | |
| 3 | EA | 10556 | 636-96 16X10 DUCT W/S&D | | |
| 3 | EA | 10557 | 636-96 18X10 DUCT W/S&D | | |
| 3 | EA | 10558 | 636-96 20X10 DUCT W/S&D | | |
| 3 | EA | 10559 | 636-96 24X10 DUCT W/S&D | | |

# Rectangular Dampers



| STD PKG | U/M | BERCOR NUMBER | DESCRIPTION | PC-1 L/CTN | PC-2 F/CTN |
|---|---|---|---|---|---|
| 25 | EA | 13144 | 1242 8X8 RECTANGULAR DAMPER CTND | | |
| 25 | EA | 13145 | 1242 10X8 RECTANGULAR DAMPER CTND | | |
| 25 | EA | 13146 | 1242 12X8 RECTANGULAR DAMPER CTND | | |
| 25 | EA | 13147 | 1242 14X8 RECTANGULAR DAMPER CTND | | |
| 25 | EA | 13148 | 1242 16X8 RECTANGULAR DAMPER CTND | | |
| 25 | EA | 13149 | 1242 18X8 RECTANGULAR DAMPER CTND | | |
| 25 | EA | 13150 | 1242 20X8 RECTANGULAR DAMPER CTND | | |
| 25 | EA | 13151 | 1242 22X8 RECTANGULAR DAMPER CTND | | |
| 25 | EA | 13152 | 1242 24X8 RECTANGULAR DAMPER CTND | | |
| 25 | EA | 13153 | 1242 20X10 RECTANGULAR DAMPER CTND | | |

# 601, 602, 603C Trunkline Products



**601**



**602**



**603C**

## 601 Trunkline Starting Collar

| STD PKG | U/M | BERCOR NUMBER | DESCRIPTION | PC-1 L/CTN | PC-2 F/CTN |
|---|---|---|---|---|---|
| 12 | EA | 11831 | 601 8X8 RA START COLLAR | | |
| 12 | EA | 11833 | 601 10X8 RA START COLLAR | | |
| 12 | EA | 11835 | 601 12X8 RA START COLLAR | | |
| 12 | EA | 11840 | 601 14X8 RA START COLLAR | | |
| 12 | EA | 11842 | 601 16X8 RA START COLLAR | | |
| 6 | EA | 11844 | 601 18X8 RA START COLLAR | | |
| 6 | EA | 11847 | 601 20X8 RA START COLLAR | | |
| 6 | EA | 11848 | 601 22X8 RA START COLLAR | | |
| 6 | EA | 11849 | 601 24X8 RA START COLLAR | | |
| 6 | EA | 11850 | 601 26X8 RA START COLLAR | | |
| 6 | EA | 11868 | 601 10X10 RA START COLLAR | | |
| 6 | EA | 11869 | 601 12X10 RA START COLLAR | | |
| 6 | EA | 11870 | 601 14X10 RA START COLLAR | | |
| 6 | EA | 11813 | 601 16X10 RA START COLLAR | | |
| 3 | EA | 11814 | 601 18X10 RA START COLLAR | | |
| 6 | EA | 11845 | 601 20X10 RA START COLLAR | | |
| 3 | EA | 11837 | 601 22X10 RA START COLLAR | | |
| 3 | EA | 11841 | 601 24X10 RA START COLLAR | | |
| 4 | EA | 11843 | 601 26X10 RA START COLLAR | | |
| 4 | EA | 11846 | 601 28X10 RA START COLLAR | | |
| 4 | EA | 11871 | 601 30X10 RA START COLLAR | | |

## 602 Offset Trunkline Starting Collar

| | | | | | |
|---|---|---|---|---|---|
| 12 | EA | 11855 | 602 8X8 TAKEOFF | | |
| 12 | EA | 11856 | 602 10X8 TAKEOFF | | |
| 12 | EA | 11857 | 602 12X8 TAKEOFF | | |
| 12 | EA | 11858 | 602 14X8 TAKEOFF | | |
| 12 | EA | 11859 | 602 16X8 TAKEOFF | | |
| 6 | EA | 11860 | 602 18X8 TAKEOFF | | |
| 6 | EA | 11861 | 602 20X8 TAKEOFF | | |
| 6 | EA | 11862 | 602 22X8 TAKEOFF | | |
| 6 | EA | 11863 | 602 24X8 TAKEOFF | | |
| 6 | EA | 11866 | 602 30X8 TAKEOFF | | |

***Continued on the Following Page***

### 603C Transition Trunkline Starting Collar

| STD PKG | U/M | BERCOR NUMBER | DESCRIPTION | PC-1 L/CTN | PC-2 F/CTN |
|---|---|---|---|---|---|
| 6 | EA | 11873 | 603C 10X13 16X8 COLLAR | | |
| 6 | EA | 11874 | 603C 10X15 18X8 COLLAR | | |
| 6 | EA | 11875 | 603C 10X16 20X8 COLLAR | | |
| 6 | EA | 11876 | 603C 10X18 22X8 COLLAR | | |
| 3 | EA | 11877 | 603C 10X20 24X8 COLLAR | | |
| 3 | EA | 12010 | 603C 15X16 24X8 COLLAR | | |
| 3 | EA | 12012 | 603C 15X16 30X8 COLLAR | | |
| 12 | EA | 12041 | 603C 10X12 14X8 COLLAR W/2IN RISE | | |
| 6 | EA | 12042 | 603C 10X13 16X8 COLLAR W/2IN RISE | | |
| 6 | EA | 12043 | 603C 10X15 18X8 COLLAR W/2IN RISE | | |
| 6 | EA | 12013 | 603C 10X16 16X10 COLLAR W/2IN RISE | | |
| 6 | EA | 12044 | 603C 10X16 20X8 COLLAR W/2IN RISE | | |
| 6 | EA | 12045 | 603C 10X18 22X8 COLLAR W/2IN RISE | | |
| 3 | EA | 12046 | 603C 10X20 24X8 COLLAR W/2IN RISE | | |
| 6 | EA | 12014 | 603C 13X16 20X10 COLLAR W/2IN RISE | | |
| 3 | EA | 12048 | 603C 15X15 26X8 COLLAR W/2IN RISE | | |
| 3 | EA | 12003 | 603C 15X16 24X10 COLLAR W/2IN RISE | | |
| 3 | EA | 12047 | 603C 15X16 30X8 COLLAR W/2IN RISE | | |
| 3 | EA | 12004 | 603C 15X18 26X10 COLLAR W/2IN RISE | | |
| 3 | EA | 12006 | 603C 15X20 30X10 COLLAR W/2IN RISE | | |

## 606 and 610-ST Trunkline Products



606



610-ST

### 606 Trunkline Adapters (Offset Duct Reduction)

| STD PKG | U/M | BERCOR NUMBER | DESCRIPTION | PC-1 L/CTN | PC-2 F/CTN |
|---|---|---|---|---|---|
| 24 | EA | 11885 | 606 2IN TRUNKLINE REDUCER | | |
| 24 | EA | 11886 | 606 4IN TRUNKLINE REDUCER | | |
| 24 | EA | 11887 | 606 6IN TRUNKLINE REDUCER | | |
| 24 | EA | 12053 | 606 4IN GLV REDUCER 10IN CTND | | |
| 24 | EA | 12054 | 606 6IN GLV REDUCER 10IN CTND | | |

### 610-ST Trunkline Vertical Square Throat Angle

| | | | | | |
|---|---|---|---|---|---|
| 12 | EA | 15703 | 610-ST 8X8 SQUARE THROAT ANGLE | | |
| 12 | EA | 15705 | 610-ST 10X8 SQUARE THROAT ANGLE | | |
| 12 | EA | 15707 | 610-ST 12X8 SQUARE THROAT ANGLE | | |
| 12 | EA | 15709 | 610-ST 14X8 SQUARE THROAT ANGLE | | |
| 12 | EA | 15711 | 610-ST 16X8 SQUARE THROAT ANGLE | | |
| 6 | EA | 15713 | 610-ST 18X8 SQUARE THROAT ANGLE | | |
| 6 | EA | 15715 | 610-ST 20X8 SQUARE THROAT ANGLE | | |
| 6 | EA | 15717 | 610-ST 22X8 SQUARE THROAT ANGLE | | |
| 6 | EA | 15719 | 610-ST 24X8 SQUARE THROAT ANGLE | | |
| 1 | EA | 15720 | 610-ST 26X8 SQUARE THROAT ANGLE | | |
| 1 | EA | 15721 | 610-ST 28X8 SQUARE THROAT ANGLE | | |
| 1 | EA | 15722 | 610-ST 30X8 SQUARE THROAT ANGLE | | |
| 6 | EA | 15706 | 610-ST 10X10 SQUARE THROAT ANGLE | | |
| 6 | EA | 15708 | 610-ST 12X10 SQUARE THROAT ANGLE | | |
| 6 | EA | 15710 | 610-ST 14X10 SQUARE THROAT ANGLE | | |
| 6 | EA | 15723 | 610-ST 16X10 SQUARE THROAT ANGLE | | |
| 6 | EA | 15724 | 610-ST 18X10 SQUARE THROAT ANGLE | | |
| 6 | EA | 15725 | 610-ST 20X10 SQUARE THROAT ANGLE | | |
| 6 | EA | 15726 | 610-ST 22X10 SQUARE THROAT ANGLE | | |
| 6 | EA | 15727 | 610-ST 24X10 SQUARE THROAT ANGLE | | |
| 3 | EA | 15728 | 610-ST 26X10 SQUARE THROAT ANGLE | | |
| 3 | EA | 15729 | 610-ST 28X10 SQUARE THROAT ANGLE | | |
| 3 | EA | 15731 | 610-ST 30X10 SQUARE THROAT ANGLE | | |

# 611-ST and 612 Trunkline Products



611-ST



612

## 611-ST Trunkline Vertical Square Throat Elbow

| STD PKG | U/M | BERCOR NUMBER | DESCRIPTION | PC-1 L/CTN | PC-2 F/CTN |
|---|---|---|---|---|---|
| 12 | EA | 15739 | 611-ST 8X8 SQUARE THROAT ELBOW | | |
| 12 | EA | 15741 | 611-ST 10X8 SQUARE THROAT ELBOW | | |
| 6 | EA | 15743 | 611-ST 12X8 SQUARE THROAT ELBOW | | |
| 6 | EA | 15745 | 611-ST 14X8 SQUARE THROAT ELBOW | | |
| 6 | EA | 15747 | 611-ST 16X8 SQUARE THROAT ELBOW | | |
| 6 | EA | 15749 | 611-ST 18X8 SQUARE THROAT ELBOW | | |
| 6 | EA | 15751 | 611-ST 20X8 SQUARE THROAT ELBOW | | |
| 6 | EA | 15753 | 611-ST 22X8 SQUARE THROAT ELBOW | | |
| 6 | EA | 15755 | 611-ST 24X8 SQUARE THROAT ELBOW | | |
| 1 | EA | 15756 | 611-ST 26X8 SQUARE THROAT ELBOW | | |
| 1 | EA | 15757 | 611-ST 28X8 SQUARE THROAT ELBOW | | |
| 4 | EA | 15758 | 611-ST 30X8 SQUARE THROAT ELBOW | | |
| 6 | EA | 15760 | 611-ST 10X10 SQUARE THROAT ELBOW | | |
| 6 | EA | 15761 | 611-ST 12X10 SQUARE THROAT ELBOW | | |
| 6 | EA | 15762 | 611-ST 14X10 SQUARE THROAT ELBOW | | |
| 3 | EA | 15763 | 611-ST 16X10 SQUARE THROAT ELBOW | | |
| 4 | EA | 15764 | 611-ST 18X10 SQUARE THROAT ELBOW | | |
| 2 | EA | 15765 | 611-ST 20X10 SQUARE THROAT ELBOW | | |
| 2 | EA | 15766 | 611-ST 22X10 SQUARE THROAT ELBOW | | |
| 2 | EA | 15767 | 611-ST 24X10 SQUARE THROAT ELBOW | | |
| 2 | EA | 15768 | 611-ST 26X10 SQUARE THROAT ELBOW | | |
| 1 | EA | 15769 | 611-ST 28X10 SQUARE THROAT ELBOW | | |
| 1 | EA | 15771 | 611-ST 30X10 SQUARE THROAT ELBOW | | |

## 612 Trunkline Reducer

| | | | | | |
|---|---|---|---|---|---|
| 12 | EA | 11943 | 612 12X8 TO 8X8 REDUCER | | |
| 12 | EA | 11944 | 612 12X8 TO 10X8 REDUCER | | |
| 12 | EA | 11948 | 612 14X8 TO 12X8 REDUCER | | |
| 12 | EA | 11952 | 612 16X8 TO 12X8 REDUCER | | |
| 6 | EA | 11953 | 612 16X8 TO 14X8 REDUCER | | |
| 6 | EA | 11958 | 612 18X8 TO 14X8 REDUCER | | |
| 6 | EA | 11959 | 612 18X8 TO 16X8 REDUCER | | |
| 6 | EA | 11964 | 612 20X8 TO 14X8 REDUCER | | |
| 6 | EA | 11965 | 612 20X8 TO 16X8 REDUCER | | |
| 6 | EA | 11966 | 612 20X8 TO 18X8 REDUCER | | |
| 3 | EA | 11973 | 612 22X8 TO 18X8 REDUCER | | |
| 3 | EA | 11980 | 612 24X8 TO 16X8 REDUCER | | |
| 3 | EA | 11982 | 612 24X8 TO 20X8 REDUCER | | |

# 614-ST and 615-ST Trunkline Products



614-ST 615-ST

## 614-ST Trunkline Flat Square Throat Angle

| STD PKG | U/M | BERCOR NUMBER | DESCRIPTION | PC-1 L/CTN | PC-2 F/CTN |
|---|---|---|---|---|---|
| 12 | EA | 15774 | 614-ST 8X8 SQUARE THROAT ANGLE | | |
| 12 | EA | 15776 | 614-ST 10X8 SQUARE THROAT ANGLE | | |
| 12 | EA | 15778 | 614-ST 12X8 SQUARE THROAT ANGLE | | |
| 12 | EA | 15780 | 614-ST 14X8 SQUARE THROAT ANGLE | | |
| 12 | EA | 15782 | 614-ST 16X8 SQUARE THROAT ANGLE | | |
| 6 | EA | 15784 | 614-ST 18X8 SQUARE THROAT ANGLE | | |
| 6 | EA | 15786 | 614-ST 20X8 SQUARE THROAT ANGLE | | |
| 6 | EA | 15788 | 614-ST 22X8 SQUARE THROAT ANGLE | | |
| 6 | EA | 15790 | 614-ST 24X8 SQUARE THROAT ANGLE | | |
| 1 | EA | 15791 | 614-ST 26X8 SQUARE THROAT ANGLE | | |
| 1 | EA | 15793 | 614-ST 30X8 SQUARE THROAT ANGLE | | |
| 6 | EA | 15794 | 614-ST 10X10 SQUARE THROAT ANGLE | | |
| 6 | EA | 15795 | 614-ST 12X10 SQUARE THROAT ANGLE | | |
| 6 | EA | 15797 | 614-ST 14X10 SQUARE THROAT ANGLE | | |
| 6 | EA | 15798 | 614-ST 16X10 SQUARE THROAT ANGLE | | |
| 6 | EA | 15799 | 614-ST 18X10 SQUARE THROAT ANGLE | | |
| 6 | EA | 15800 | 614-ST 20X10 SQUARE THROAT ANGLE | | |
| 6 | EA | 15801 | 614-ST 22X10 SQUARE THROAT ANGLE | | |
| 6 | EA | 15802 | 614-ST 24X10 SQUARE THROAT ANGLE | | |
| 2 | EA | 15803 | 614-ST 26X10 SQUARE THROAT ANGLE | | |

## 615-ST Trunkline Flat Square Elbows

| | | | | | |
|---|---|---|---|---|---|
| 12 | EA | 15814 | 615-ST 8X8 SQUARE THROAT ELBOW | | |
| 12 | EA | 15816 | 615-ST 10X8 SQUARE THROAT ELBOW | | |
| 6 | EA | 15818 | 615-ST 12X8 SQUARE THROAT ELBOW | | |
| 3 | EA | 15820 | 615-ST 14X8 SQUARE THROAT ELBOW | | |
| 3 | EA | 15822 | 615-ST 16X8 SQUARE THROAT ELBOW | | |
| 3 | EA | 15824 | 615-ST 18X8 SQUARE THROAT ELBOW | | |
| 3 | EA | 15826 | 615-ST 20X8 SQUARE THROAT ELBOW | | |
| 3 | EA | 15828 | 615-ST 22X8 SQUARE THROAT ELBOW | | |
| 3 | EA | 15830 | 615-ST 24X8 SQUARE THROAT ELBOW | | |
| 3 | EA | 15832 | 615-ST 26X8 SQUARE THROAT ELBOW | | |
| 3 | EA | 15833 | 615-ST 28X8 SQUARE THROAT ELBOW | | |
| 1 | EA | 15831 | 615-ST 30X8 SQUARE THROAT ELBOW | | |
| 6 | EA | 15817 | 615-ST 10X10 SQUARE THROAT ELBOW | | |
| 6 | EA | 15819 | 615-ST 12X10 SQUARE THROAT ELBOW | | |
| 6 | EA | 15821 | 615-ST 14X10 SQUARE THROAT ELBOW | | |
| 2 | EA | 15805 | 615-ST 16X10 SQUARE THROAT ELBOW | | |
| 2 | EA | 15806 | 615-ST 18X10 SQUARE THROAT ELBOW | | |
| 2 | EA | 15807 | 615-ST 20X10 SQUARE THROAT ELBOW | | |
| 2 | EA | 15808 | 615-ST 22X10 SQUARE THROAT ELBOW | | |
| 2 | EA | 15809 | 615-ST 24X10 SQUARE THROAT ELBOW | | |
| 3 | EA | 15810 | 615-ST 26X10 SQUARE THROAT ELBOW | | |
| 2 | EA | 15811 | 615-ST 28X10 SQUARE THROAT ELBOW | | |
| 1 | EA | 15834 | 615-ST 30X10 SQUARE THROAT ELBOW | | |

# 617 8, 10, and 12 Inch Trunkline End Caps



## 617 Trunkline End Caps, 8 Inch

| STD PKG | U/M | BERCOR NUMBER | DESCRIPTION | PC-1 L/CTN | PC-2 F/CTN |
|---|---|---|---|---|---|
| 12 | EA | 12106 | 617 8X8 END CAP | | |
| 12 | EA | 12107 | 617 10X8 END CAP | | |
| 12 | EA | 12108 | 617 12X8 END CAP | | |
| 12 | EA | 12109 | 617 14X8 END CAP | | |
| 12 | EA | 12110 | 617 16X8 END CAP | | |
| 12 | EA | 12111 | 617 18X8 END CAP | | |
| 12 | EA | 12112 | 617 20X8 END CAP | | |
| 12 | EA | 12113 | 617 22X8 END CAP | | |
| 12 | EA | 12114 | 617 24X8 END CAP | | |
| 12 | EA | 12115 | 617 26X8 END CAP | | |
| 12 | EA | 12116 | 617 28X8 END CAP | | |
| 12 | EA | 12117 | 617 30X8 END CAP | | |

## 617 Trunkline End Caps, 10 Inch

| | | | | | |
|---|---|---|---|---|---|
| 12 | EA | 12094 | 617 2 1/4X10 END CAP | | |
| 12 | EA | 12101 | 617 3 1/4X10 END CAP | | |
| 4 | EA | 12080 | 617 10X10 END CAP | | |
| 4 | EA | 12081 | 617 12X10 END CAP | | |
| 4 | EA | 12082 | 617 14X10 END CAP | | |
| 12 | EA | 12083 | 617 16X10 END CAP | | |
| 12 | EA | 12084 | 617 18X10 END CAP | | |
| 12 | EA | 12085 | 617 20X10 END CAP | | |
| 12 | EA | 12086 | 617 22X10 END CAP | | |
| 12 | EA | 12087 | 617 24X10 END CAP | | |
| 12 | EA | 12088 | 617 26X10 END CAP | | |
| 12 | EA | 12089 | 617 28X10 END CAP | | |
| 6 | EA | 12091 | 617 30X10 END CAP | | |

## 617 Trunkline End Caps, 12 Inch

| | | | | | |
|---|---|---|---|---|---|
| 12 | EA | 12099 | 617 2 1/4X12 END CAP | | |
| 12 | EA | 12102 | 617 3 1/4X12 END CAP | | |
| 12 | EA | 12075 | 617 22X12 END CAP | | |
| 12 | EA | 12079 | 617 24X12 END CAP | | |
| 12 | EA | 12076 | 617 26X12 END CAP | | |
| 12 | EA | 12077 | 617 28X12 END CAP | | |
| 6 | EA | 12078 | 617 30X12 END CAP | | |

## 617 Trunkline End Caps, 14 Inch

| | | | | | |
|---|---|---|---|---|---|
| 12 | EA | 12103 | 617 3 1/4X14 END CAP | | |

# S Hooks and Drive Cleats for Rectangular Duct



920 Flat S Hook



921 Standing S Cleat with 1/2" Flange



921-T Standing S Cleat with 1" Flange



922 Drive Cleats

## Flat S Hooks

**Priced per 100 Ft.**

| STD PKG | U/M | BERCOR NUMBER | DESCRIPTION | PC-1 L/CTN | PC-2 F/CTN |
|---|---|---|---|---|---|
| 50 | FT | 10657 | 920 5FT FLAT S HOOK | | |
| 100 | FT | 10658 | 920 10FT FLAT S HOOK | | |

## 5 and 10 Foot Standing S Cleats and Drive Cleat

**Priced per 100 Ft.**

| | | | | | |
|---|---|---|---|---|---|
| 50 | FT | 10660 | 921 5FT STANDING S CLEAT | | |
| 100 | FT | 10659 | 921 10FT STANDING S CLEAT | | |
| 100 | FT | 10652 | 921-T 10FT 22GA STANDING S CLEAT | | |
| 100 | FT | 10654 | 921-T 10FT 24GA STANDING S CLEAT | | |
| 100 | FT | 10656 | 921-T 10FT 26GA STANDING S CLEAT | | |
| 75 | FT | 10662 | 922 5FT DRIVE CLEAT | | |

## Flat S Clips (Bundled)

| STD PKG | U/M | BERCOR NUMBER | DESCRIPTION | PC-1 L/CTN | PC-2 F/CTN |
|---|---|---|---|---|---|
| 50 | EA | 10624 | 920 8IN GLV FLAT S CLIPS BNDL | | |
| 50 | EA | 10625 | 920 10 IN GLV FLAT S CLIPS BNDL | | |
| 50 | EA | 10626 | 920 12 IN GLV FLAT S CLIPS BNDL | | |
| 50 | EA | 10627 | 920 14 IN GLV FLAT S CLIPS BNDL | | |
| 50 | EA | 10628 | 920 16 IN GLV FLAT S CLIPS BNDL | | |
| 50 | EA | 10648 | 920 20 IN GLV FLAT S CLIPS BNDL | | |
| 50 | EA | 10631 | 920 24 IN GLV FLAT S CLIPS BNDL | | |

## 8 and 10 Inch Drive Cleats

| | | | | | |
|---|---|---|---|---|---|
| 100 | EA | 10661 | 922 8IN DRIVE CLEAT | | |
| 100 | EA | 10668 | 922 10IN DRIVE CLEAT | | |

# Joist System

## For Return Air Applications

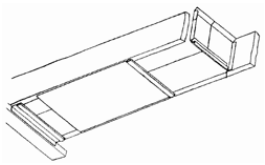

- Adjustable joist block compensates for width variation between joints.
- Completed system has neat, professional appearance.
- All galvanized steel contruction.
- Simple and easy to install.

| STD PKG | U/M | BERCOR NUMBER | DESCRIPTION | PC-1 L/CTN | PC-2 F/CTN |
|---|---|---|---|---|---|
| 16 | LTH | 10569 | 640 17X36 JOIST SEAL | | |
| 10 | LTH | 10573 | 640 33X36 JOIST SEAL | | |
| 24 | EA | 12119 | 639 JOIST STARTER STRIP | | |
| 12 | EA | 12120 | 641 JOIST BLOCK | | |

# 647 Plenum Top Panels

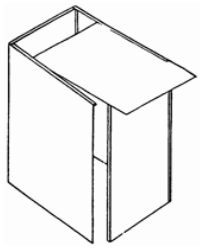

| STD PKG | U/M | BERCOR NUMBER | DESCRIPTION | PC-1 L/CTN | PC-2 F/CTN |
|---|---|---|---|---|---|
| 3 | EA | 12121 | 647 18 SQ TOP PANEL | | |
| 3 | EA | 12122 | 647 14 SQ TOP PANEL | | |
| 3 | EA | 12123 | 647 17 SQ TOP PANEL | | |
| 3 | EA | 12124 | 647 20 SQ TOP PANEL | | |
| 3 | EA | 12125 | 647 23 SQ TOP PANEL | | |
| 3 | EA | 12126 | 647 26 SQ TOP PANEL | | |
| 3 | EA | 12127 | 647 30 SQ TOP PANEL | | |
| 3 | EA | 12146 | 647 32 SQ TOP PANEL | | |

# 1195-C and 1195 Plenum Packages



### Features

- Side panels are rigidized
- 3/4" wide flange for easy assembly
- Front or rear panel can be removed after installation for later A/C coil add-on
- Package includes: 4 side paels, 1 top panel, and 4 side clips
- Compact packaging stores easily in shop or truck

### 1195-C

- Stock sizes for Armstrong and Ducane equipment—no cutting required
- 24", 36", or 48" tall

### 1195

- Cut to fit at jobsite
- 36" or 48" tall

### 1195-C: Stock Sizes, No Cutting Required

| STD PKG | U/M | BERCOR NUMBER | DESCRIPTION | PC-1 L/CTN | PC-2 F/CTN |
|---|---|---|---|---|---|
| 1 | PKG | 16070 | 1195-C 13 1/2X 19 9/16X 24 GALV PLENUM PKG | | |
| 1 | PKG | 16071 | 1195-C 16 1/2X 19 9/16X 24 GALV PLENUM PKG | | |
| 1 | PKG | 16072 | 1195-C 20 X 19 9/16X 24 GALV PLENUM PKG | | |
| 1 | PKG | 16073 | 1195-C 23 1/2X 19 9/16X 24 GALV PLENUM PKG | | |
| 1 | PKG | 16074 | 1195-C 13 1/2X 19 9/16X 36 GALV PLENUM PKG | | |
| 1 | PKG | 16075 | 1195-C 16 1/2X 19 9/16X 36 GALV PLENUM PKG | | |
| 1 | PKG | 16076 | 1195-C 20 X 19 9/16X 36 GALV PLENUM PKG | | |
| 1 | PKG | 16077 | 1195-C 23 1/2 X 19 9/16X 36 GALV PLENUM PKG | | |
| 1 | PKG | 16078 | 1195-C 13 1/2 X 19 9/16X 48 GALV PLENUM PKG | | |
| 1 | PKG | 16079 | 1195-C 16 1/2 X 19 9/16X 48 GALV PLENUM PKG | | |
| 1 | PKG | 16080 | 1195-C 20 X 19 9/16X 48 GALV PLENUM PKG | | |
| 1 | PKG | 16081 | 1195-C 23 1/2 X 19 9/16X 48 GALV PLENUM PKG | | |

### 1195: Cut to Fit

| | | | | | |
|---|---|---|---|---|---|
| 1 | PKG | 16022 | 1195 16X16X36 GALV PLENUM PKG | | |
| 1 | PKG | 16023 | 1195 18X18X36 GALV PLENUM PKG | | |
| 1 | PKG | 16024 | 1195 20X20X36 GALV PLENUM PKG | | |
| 1 | PKG | 16026 | 1195 24X24X36 GALV PLENUM PKG | | |
| 1 | PKG | 16032 | 1195 16X16X48 GALV PLENUM PKG | | |
| 1 | PKG | 16033 | 1195 18X18X48 GALV PLENUM PKG | | |
| 1 | PKG | 16034 | 1195 20X20X48 GALV PLENUM PKG | | |
| 1 | PKG | 16036 | 1195 24X24X48 GALV PLENUM PKG | | |

# 270 Furnace Bases



270



270-MFB

- 26 gauge galvanized construction
- Front hinged door
- Raised side flange for quick zip screw to furnace

**Model 270**

- Overall height: 14"
- Accepts standard 1" filter

**Model 270-MFB**

- Overall height: 20"
- Accepts 1", 4", or 5" Air Bear filters

**270 Furnace Base, 1" Filter**

| STD PKG | U/M | BERCOR NUMBER | DESCRIPTION | PC-1 EACH |
|---|---|---|---|---|
| 1 | EA | 11340 | 270 14 1/2X25X14 FURNACE BASE W/DOOR | |
| 1 | EA | 11341 | 270 17 1/2X25X14 FURNACE BASE W/DOOR | |
| 1 | EA | 11342 | 270 21X25X14 FURNACE BASE W/DOOR | |
| 1 | EA | 11343 | 270 24 1/2X25X14 FURNACE BASE W/DOOR | |

**270-MFB Furnace Base, Multi-Filter**

| | | | | |
|---|---|---|---|---|
| 1 | EA | 11348 | 270-MFB 17 1/2X25X20 FURNACE BASE W/DOOR | |
| 1 | EA | 11349 | 270-MFB 21X25X20 FURNACE BASE W/DOOR | |
| 1 | EA | 11350 | 270-MFB 24 1/2X25X20 FURNACE BASE W/DOOR | |

# 270-AHA Air Handler Adapters



**Furnace base not included.**

- For use with 270 furnace base.
- Fits Armstrong Air and Ducane air handlers.

| STD PKG | U/M | BERCOR NUMBER | DESCRIPTION | PC-1 L/CTN | PC-2 F/CTN |
|---|---|---|---|---|---|
| 1 | EA | 11490 | 270-AHA 15X22 AIR HANDLER ADAPTER | | |
| 1 | EA | 11491 | 270-AHA 18 1/2X22 AIR HANDLER ADAPTER | | |
| 1 | EA | 11492 | 270-AHA 22X22 AIR HANDLER ADAPTER | | |

# 274 Return Air Filter Elbows



| STD PKG | U/M | BERCOR NUMBER | DESCRIPTION | PC-1 L/CTN | PC-2 F/CTN |
|---|---|---|---|---|---|
| 3 | EA | 11685 | 274 20X8 TO 20X14 RETURN AIR FILTER ELBOW | | |
| 1 | EA | 11688 | 274 20X10 TO 20X16 RETURN AIR FILTER ELBOW | | |
| 1 | EA | 11686 | 274 24X8 TO 24X14 RETURN AIR FILTER ELBOW | | |
| 1 | EA | 11689 | 274 25X10 TO 25X14 RETURN AIR FILTER ELBOW | | |

# Cold Air Return Drops



**275 Assembly Pkg.**
20 x 10 starting collar.
48" section, 20 x 10 duct with S & drives.
20 x 10 to 20 x 14 filter elbow.

**276 Assembly Pkg.**
20 x 10 starting collar.
48" section, 20 x 10 duct with S & drives.
20 x 10 to 20 x 16 filter elbow (fully assembled).
Packaged 1 per carton.

**277 and 277TF Assembly Pkg. with Tri-Filter Cabinet**
Tri-Filter cabinet accommodates a 1", 2", and 4" filter or any combination of all three. The side snap-on door and extruded polyethlene filter glides make filter changing easy and trouble-free. (277TF Only)
25 x 10 starting collar.
48" section, 25 x 10 duct with S and drives.
25 x 10 to 25 x 16 filter elbow.

**278 Assembly Pkg.**
25 x 10 x 18 starting collar
48" section, 25 x 10 duct with S & drives
25 x 10 to 25 x 16 multi-filter elbow
2 support legs

| STD PKG | U/M | BERCOR NUMBER | DESCRIPTION | PC-1 EACH |
|---|---|---|---|---|
| 1 | PKG | 11300 | 275-48 20X14 RA DROP | |
| 1 | PKG | 11301 | 276-48 20X16 RA DROP | |
| 1 | PKG | 11302 | 277-48 25X14 RA DROP | |
| 1 | PKG | 11303 | 277-48 25X16 RA DROP | |
| 1 | EA | 11306 | 277-TF 25X16 GLV TRI FILTER DROP | |
| 1 | EA | 11307 | 278 25X16 GLV MULTI FILTER RA DROP | |

# Mitee Rap Return Air Panning



Mitee rap is a high-quality alternative to sheet metal to be used when constructing return air ducts between joists and stud cavities. This product consists of corrugated insulation faced with aluminum. Mitee rap significantly reduces duct noises and labor. It staples easily and quickly to floor joists and stud cavities, saving on labor costs and providing a high-quality, professional finish.

- Vibration resistant
- Reduces heat loss due to conduction, convection, and radiation
- Installation is quick, safe, and easy

| STD PKG | U/M | BERCOR NUMBER | DESCRIPTION | PC-1 L/CTN | PC-2 F/CTN |
|---|---|---|---|---|---|
| 25 | EA | 54701 | MR16X48 16IN X 48IN RAP RETURN AIR PANNING | | |
| 25 | EA | 54703 | MT19X48 19.5 X 48IN RAP RETURN AIR PANNING | | |
| 25 | EA | 54699 | MR32X40 32IN X 40IN DOUBLE RAP RETRN AIR PANNING | | |

# Cold Rolled Copper Sheets

**Prices of Copper Sheets are a Guideline Only**
**Prices are Subject to Change**

| STD PKG | U/M | BERCOR NUMBER | DESCRIPTION | PC-1 1-9 | PC-2 10 |
|---|---|---|---|---|---|
| 1 | EA | 22376 | 16OZ 36X96 COPPER SHEET | | |

# 2210 PVC Coated Sheets

| STD PKG | U/M | BERCOR NUMBER | DESCRIPTION | PC-1 1-9 | PC-2 10 |
|---|---|---|---|---|---|
| 1 | EA | 23623 | 2210 48X96 26GA PVC SHEET | | |

# 2240 Galvanized Flat Sheets

All USA made steel meets ASTM A525 gauge requirements. Full carton is equal to 2500 lbs.

| STD PKG | U/M | BERCOR NUMBER | DESCRIPTION | PC-1 1-19 | PC-2 20 | PC-3 F/CTN |
|---|---|---|---|---|---|---|
| 111 | EA | 23642 | 2240 36X96 24GA GALV SHEET | | | |
| 83 | EA | 23644 | 2240 48X96 24GA GALV SHEET | | | |
| 67 | EA | 23645 | 2240 48X120 24GA GALV SHEET | | | |
| 135 | EA | 23652 | 2240 36X96 26GA GALV SHEET | | | |
| 101 | EA | 23655 | 2240 48X96 26GA GALV SHEET | | | |
| 163 | EA | 23665 | 2240 36X96 28GA GALV SHEET | | | |
| 122 | EA | 23666 | 2240 48X96 28GA GALV SHEET | | | |
| 196 | EA | 23673 | 2240 36X96 30GA GALV SHEET | | | |

# Trim Line Takeoffs



661 Rectangular Side Takeoff



663 Adjustable Rectangular Takeoff



665 Rectangular Top Takeoff

| STD PKG | U/M | BERCOR NUMBER | DESCRIPTION | PC-1 L/CTN | PC-2 F/CTN |
|---|---|---|---|---|---|
| 20 | EA | 12183 | 661 6X7X6 T/L TAKEOFF | | |
| 20 | EA | 12188 | 663 6X7X6 T/L TAKEOFF | | |
| 20 | EA | 12194 | 665 6X7X6 T/L TAKEOFF | | |

# ZIPP-R Takeoffs



666



691



692



693



695



695-2



699



699-HT

## 666 Top Takeoff

| STD PKG | U/M | BERCOR NUMBER | DESCRIPTION | PC-1 L/CTN | PC-2 F/CTN |
|---|---|---|---|---|---|
| 20 | EA | 12178 | 666 6IN TOP TAKEOFF | | |

## 691 Side Takeoff

| | | | | | |
|---|---|---|---|---|---|
| 12 | EA | 12207 | 691 6X7X5 TAKEOFF | | |
| 12 | EA | 12210 | 691 6X9X7 TAKEOFF | | |
| 12 | EA | 12211 | 691 6X10X8 TAKEOFF | | |

## 692 Universal Takeoff

| | | | | | |
|---|---|---|---|---|---|
| 12 | EA | 12218 | 692 4X8X6 TAKEOFF | | |
| 12 | EA | 12224 | 692 6X8X8 TAKEOFF | | |

## 693 Adjustable Takeoff

| | | | | | |
|---|---|---|---|---|---|
| 12 | EA | 12235 | 693 6X7X5 TAKEOFF | | |
| 20 | EA | 12236 | 693 6X7X6 TAKEOFF | | |
| 12 | EA | 12239 | 693 6X9X7 TAKEOFF | | |
| 12 | EA | 12241 | 693 6X10X8 TAKEOFF | | |

## 695 Top Takeoff

| | | | | | |
|---|---|---|---|---|---|
| 12 | EA | 12253 | 695 6X7X5 TAKEOFF | | |
| 12 | EA | 12257 | 695 7X8X7 TAKEOFF | | |
| 12 | EA | 12260 | 695 7X9X8 TAKEOFF | | |

## 695-2 Double Top Takeoff

| | | | | | |
|---|---|---|---|---|---|
| 12 | EA | 12286 | 695-2 7X9X6 TAKEOFF | | |

## 699 Round Adjustable Takeoff

| | | | | | |
|---|---|---|---|---|---|
| 12 | EA | 12297 | 699 5IN TAKEOFF | | |
| 20 | EA | 12298 | 699 6IN TAKEOFF | | |
| 12 | EA | 12299 | 699 7IN TAKEOFF | | |
| 12 | EA | 12300 | 699 8IN TAKEOFF | | |

## 699-HT Half Tab Takeoff

| | | | | | |
|---|---|---|---|---|---|
| 12 | EA | 12295 | 699-HT 6IN HALF TAB TAKEOFF | | |

# Sheet Metal Takeoffs



250-A



250-C



252



252-D



253-D

## 250-A Round Crimped Collar

| STD PKG | U/M | BERCOR NUMBER | DESCRIPTION | PC-1 L/CTN | PC-2 F/CTN |
|---|---|---|---|---|---|
| 24 | EA | 11611 | 250A 4IN COLLAR | | |
| 24 | EA | 11612 | 250A 5IN COLLAR | | |
| 24 | EA | 11613 | 250A 6IN COLLAR | | |
| 24 | EA | 11614 | 250A 7IN COLLAR | | |
| 24 | EA | 11615 | 250A 8IN COLLAR | | |
| 24 | EA | 11616 | 250A 9IN COLLAR | | |
| 24 | EA | 11617 | 250A 10IN COLLAR | | |
| 12 | EA | 11618 | 250A 12IN COLLAR | | |
| 12 | EA | 11619 | 250A 14IN COLLAR | | |
| 12 | EA | 11620 | 250A 16IN COLLAR | | |
| 12 | EA | 11621 | 250A 18 IN COLLAR | | |

## 250-C Round Plain Collar

| | | | | | |
|---|---|---|---|---|---|
| 24 | EA | 11640 | 250C 3IN COLLAR | | |
| 24 | EA | 11641 | 250C 4IN COLLAR | | |
| 24 | EA | 11642 | 250C 5IN COLLAR | | |
| 24 | EA | 11643 | 250C 6IN COLLAR | | |
| 24 | EA | 11644 | 250C 7IN COLLAR | | |
| 24 | EA | 11645 | 250C 8IN COLLAR | | |
| 24 | EA | 11646 | 250C 9IN COLLAR | | |
| 24 | EA | 11647 | 250C 10IN COLLAR | | |
| 12 | EA | 11648 | 250C 12IN COLLAR | | |
| 12 | EA | 11649 | 250C 14IN COLLAR | | |
| 12 | EA | 11650 | 250C 16IN COLLAR | | |
| 12 | EA | 11651 | 250C 18 IN COLLAR | | |

## 252 Spin-in Collar

| | | | | | |
|---|---|---|---|---|---|
| 24 | EA | 21218 | 252 4IN SPIN-IN COLLAR | | |
| 24 | EA | 21219 | 252 5IN SPIN-IN COLLAR | | |
| 24 | EA | 21220 | 252 6IN SPIN-IN COLLAR | | |
| 24 | EA | 21221 | 252 7IN SPIN-IN COLLAR | | |
| 24 | EA | 21222 | 252 8IN SPIN-IN COLLAR | | |
| 12 | EA | 21224 | 252 10IN SPIN-IN COLLAR | | |
| 12 | EA | 21225 | 252 12IN SPIN-IN COLLAR | | |
| 3 | EA | 21226 | 252 14IN SPIN-IN COLLAR | | |
| 3 | EA | 21227 | 252 16IN SPIN-IN COLLAR | | |
| 3 | EA | 21228 | 252 18IN SPIN-IN COLLAR | | |

## 252-D Spin-in Collar

| | | | | | |
|---|---|---|---|---|---|
| 24 | EA | 21234 | 252-D 4IN SPIN-IN W/DAMPER | | |
| 24 | EA | 21236 | 252-D 6IN SPIN-IN COLLAR W/DAMPER | | |
| 24 | EA | 21238 | 252-D 8IN SPIN-IN COLLAR W/DAMPER | | |
| 12 | EA | 21240 | 252-D 10IN SPIN-IN COLLAR W/DAMER | | |
| 12 | EA | 21241 | 252-D 12IN SPIN-IN COLLAR W/DAMPER | | |
| 3 | EA | 21242 | 252-D 14IN SPIN-IN COLLAR W/DAMPER | | |
| 3 | EA | 21243 | 252-D 16IN SPIN-IN W/DAMPER | | |

## 253-D Spin-in Collar

| | | | | | |
|---|---|---|---|---|---|
| 24 | EA | 21205 | 253-D 6IN SPIN-IN W/SCOOP&DAMPER | | |
| 24 | EA | 21207 | 253-D 8IN SPIN-IN W/SCOOP&DAMPER | | |
| 12 | EA | 21209 | 253-D 10IN SPIN-IN W/SCOOP&DAMPER | | |
| 12 | EA | 21210 | 253-D 12IN SPIN-IN W/SCOOP&DAMPER | | |

# Sheet Metal Takeoffs



254



254-D



255



255-D



1149-CR



1149-CD

## 254 Galvanized Takeoffs

| STD PKG | U/M | BERCOR NUMBER | DESCRIPTION | PC-1 L/CTN | PC-2 F/CTN |
|---|---|---|---|---|---|
| 12 | EA | 13590 | 254 4IN GLV AIRTIGHT TAKEOFF | | |
| 12 | EA | 13592 | 254 6IN GLV AIRTIGHT TAKEOFF | | |
| 12 | EA | 13593 | 254 7IN GLV AIRTIGHT TAKEOFF | | |
| 12 | EA | 13594 | 254 8IN GLV AIRTIGHT TAKEOFF | | |
| 12 | EA | 13596 | 254 10IN GLV AIRTIGHT TAKEOFF | | |
| 6 | EA | 13597 | 254 12IN GLV AIRTIGHT TAKEOFF | | |
| 6 | EA | 13598 | 254 14IN GLV AIRTIGHT TAKEOFF | | |
| 6 | EA | 13599 | 254 16IN GLV AIRTIGHT TAKEOFF | | |
| 6 | EA | 13600 | 254 18IN GLV AIRTIGHT TAKEOFF | | |

## 254-D Galvanized Takeoff with Damper

| | | | | | |
|---|---|---|---|---|---|
| 12 | EA | 13603 | 254-D 6IN GLV AIRTIGHT TAKEOFF W/DAMPER | | |
| 12 | EA | 13605 | 254-D 8IN GLV AIRTIGHT TAKEOFF W/DAMPER | | |
| 12 | EA | 13607 | 254-D 10IN GLV AIRTIGHT TAKEOFF W/DAMPER | | |
| 6 | EA | 13608 | 254-D 12IN GLV AIRTIGHT TAKEOFF W/DAMPER | | |

## 255-D Saddle Takeoff with Damper

| | | | | | |
|---|---|---|---|---|---|
| 12 | EA | 13621 | 255-D 6X8 GALV SADDLE AIRTIGHT TAKEOFF | | |
| 6 | EA | 13623 | 255-D 8X10 GALV SADDLE AIRTIGHT TAKEOFF | | |
| 4 | EA | 13625 | 255-D 10X12 GALV SADDLE AIRTIGHT TAKEOFF | | |

## 255 Saddle Takeoffs

| | | | | | |
|---|---|---|---|---|---|
| 12 | EA | 13612 | 255 6X8 GALV SADDLE AIRTIGHT TAKEOFF | | |
| 12 | EA | 13613 | 255 7X8 GALV SADDLE AIRTIGHT TAKEOFF | | |
| 6 | EA | 13614 | 255 8X10 GALV SADDLE AIRTIGHT TAKEOFF | | |
| 4 | EA | 13616 | 255 10X12 GALV SADDLE AIRTIGHT TAKEOFF | | |

## 1149-CR Starting Collar

| | | | | | |
|---|---|---|---|---|---|
| 12 | EA | 16601 | 1149-CR 4IN START COLLAR | | |
| 12 | EA | 16602 | 1149-CR 5IN START COLLAR | | |
| 24 | EA | 16603 | 1149-CR 6IN START COLLAR | | |
| 24 | EA | 16604 | 1149-CR 7IN START COLLAR | | |
| 24 | EA | 16605 | 1149-CR 8IN START COLLAR | | |
| 12 | EA | 16606 | 1149-CR 9IN START COLLAR | | |
| 12 | EA | 16607 | 1149-CR 10IN START COLLAR | | |
| 12 | EA | 16608 | 1149-CR 12IN START COLLAR | | |
| 6 | EA | 16609 | 1149-CR 14IN START COLLAR | | |
| 6 | EA | 16610 | 1149-CR 16IN START COLLAR | | |
| 6 | EA | 16611 | 1149-CR 18IN START COLLAR | | |

## 1149-CD Starting Collar with Damper

| | | | | | |
|---|---|---|---|---|---|
| 12 | EA | 16615 | 1149-CD 5IN START COLLAR W/DAMPER | | |
| 12 | EA | 16616 | 1149-CD 6IN START COLLAR W/DAMPER | | |
| 12 | EA | 16617 | 1149-CD 7IN START COLLAR W/DAMPER | | |
| 12 | EA | 16618 | 1149-CD 8IN START COLLAR W/DAMPER | | |
| 12 | EA | 16619 | 1149-CD 9IN START COLLAR W/DAMPER | | |
| 12 | EA | 16620 | 1149-CD 10IN START COLLAR W/DAMPER | | |
| 12 | EA | 16621 | 1149-CD 12IN START COLLAR W/DAMPER | | |
| 6 | EA | 16622 | 1149-CD 14IN START COLLAR W/DAMPER | | |
| 6 | EA | 16623 | 1149-CD 16IN START COLLAR W/DAMPER | | |
| 6 | EA | 16624 | 1149-CD 18IN START COLLAR W/DAMPER | | |
| 6 | EA | 16625 | 1149-CD 20IN START COLLAR W/DAMPER | | |

# Duct Board Takeoffs


450


450-D


450-DS


450-R


693-DB


696-DB

## 450 Glass Duct Collar

| STD PKG | U/M | BERCOR NUMBER | DESCRIPTION | PC-1 L/CTN | PC-2 F/CTN |
|---|---|---|---|---|---|
| 24 | EA | 11708 | 450 6IN GLASS DUCT COLLAR | | |
| 24 | EA | 11709 | 450 7IN GLASS DUCT COLLAR | | |
| 24 | EA | 11710 | 450 8IN GLASS DUCT COLLAR | | |
| 24 | EA | 11711 | 450 9IN GLASS DUCT COLLAR | | |
| 12 | EA | 11712 | 450 10IN GLASS DUCT COLLAR | | |
| 12 | EA | 11713 | 450 12IN GLASS DUCT COLLAR | | |
| 3 | EA | 11714 | 450 14IN GLASS DUCT COLLAR | | |
| 3 | EA | 11715 | 450 16IN GLASS DUCT COLLAR | | |
| 24 | EA | 11733 | 450 4IN GLASS DUCT COLLAR | | |
| 24 | EA | 11734 | 450 5IN GLASS DUCT COLLAR | | |
| 3 | EA | 11735 | 450 18IN GLASS DUCT COLLAR | | |

## 450-D Glass Duct Collar and Damper

| | | | | | |
|---|---|---|---|---|---|
| 24 | EA | 11716 | 450D 6IN GLASS DUCT COLLAR & DAMPER | | |
| 24 | EA | 11717 | 450D 7IN GLASS DUCT COLLAR & DAMPER | | |
| 24 | EA | 11718 | 450D 8IN GLASS DUCT COLLAR & DAMPER | | |
| 12 | EA | 11720 | 450D 10IN GLASS DUCT COLLAR & DAMPER | | |
| 12 | EA | 11721 | 450D 12IN GLASS DUCT COLLAR & DAMPER | | |

## 450-DS Duct Collar with Damper & Scoop

| | | | | | |
|---|---|---|---|---|---|
| 24 | EA | 11724 | 450DS 6IN DUCT COLLAR/DAMPER & SCOOP | | |
| 24 | EA | 11725 | 450DS 7IN DUCT COLLAR/DAMPER & SCOOP | | |
| 24 | EA | 11726 | 450DS 8IN DUCT COLLAR/DAMPER & SCOOP | | |
| 12 | EA | 11728 | 450DS 10IN DUCT COLLAR/DAMPER & SCOOP | | |

## 450-R Duct Collar with Ring

| | | | | | |
|---|---|---|---|---|---|
| 24 | EA | 11904 | 450-R 4IN GALV DB COLLAR W/RING | | |
| 24 | EA | 11905 | 450-R 5IN GALV DB COLLAR W/RING | | |
| 24 | EA | 11906 | 450-R 6 IN GALV DB COLLAR W/RING | | |
| 24 | EA | 11907 | 450-R 7IN GALV DB COLLAR W/RING | | |
| 24 | EA | 11908 | 450-R 8IN GALV DB COLLAR W/RING | | |
| 12 | EA | 11909 | 450-R 9IN GALV DB COLLAR W/RING | | |
| 12 | EA | 11910 | 450-R 10IN GALV DB COLLAR W/RING | | |
| 12 | EA | 11911 | 450-R 12IN GALV DB COLLAR W/RING | | |
| 3 | EA | 11912 | 450-R 14IN GALV DB COLLAR W/RING | | |
| 3 | EA | 11913 | 450-R 16IN GALV DB COLLAR W/RING | | |
| 3 | EA | 11914 | 450-R 18IN GALV DB COLLAR W/RING | | |

## 693-DB Glass Duct Takeoffs

| | | | | | |
|---|---|---|---|---|---|
| 12 | EA | 12243 | 693-DB 6X10X6 GLASS DUCT TAKE-OFF | | |
| 12 | EA | 12244 | 693-DB 6X9X7 GLASS DUCT TAKEOFF | | |
| 12 | EA | 12245 | 693-DB 7X10X8 GLASS DUCT TAKEOFF | | |

## 696-DB Duct Board Takeoffs

| | | | | | |
|---|---|---|---|---|---|
| 12 | EA | 12283 | 696-DB 4IN GLV DUCTBOARD TOP TAKEOFF | | |
| 12 | EA | 12285 | 696-DB 5IN GLV DUCTBOARD TOP TAKEOFF | | |
| 12 | EA | 12292 | 696-DB 6IN GLV DUCTBOARD TOP TAKEOFF | | |
| 12 | EA | 12294 | 696-DB 7IN GLV DUCTBOARD TOP TAKEOFF | | |
| 12 | EA | 12288 | 696-DB 8IN GLV DUCTBOARD TOP TAKEOFF | | |

# Insulated Duct Takeoffs



460



460-D



461



461-D

## 460 Zip-In Takeoff

| STD PKG | U/M | BERCOR NUMBER | DESCRIPTION | PC-1 L/CTN | PC-2 F/CTN |
|---|---|---|---|---|---|
| 24 | EA | 21274 | 460 6IN ZIP-IN TAKEOFF | | |
| 24 | EA | 21275 | 460 7IN ZIP-IN TAKEOFF | | |
| 24 | EA | 21276 | 460 8IN ZIP-IN TAKEOFF | | |
| 12 | EA | 21278 | 460 10IN ZIP-IN TAKEOFF | | |

## 460-D Zip-In Takeoff with Damper

| | | | | | |
|---|---|---|---|---|---|
| 24 | EA | 21286 | 460-D 6IN ZIP-IN TAKEOFF W/DAMPER | | |
| 24 | EA | 21287 | 460-D 7IN ZIP-IN TAKEOFF W/DAMPER | | |
| 24 | EA | 21288 | 460-D 8IN ZIP-IN TAKEOFF W/DAMPER | | |
| 12 | EA | 21290 | 460-D 10IN ZIP-IN TAKEOFF W/DAMPER | | |

## 461 Zip-In Takeoff with Scoop

| | | | | | |
|---|---|---|---|---|---|
| 24 | EA | 21298 | 461 6IN ZIP-IN TAKEOFF W/SCOOP | | |
| 24 | EA | 21299 | 461 7IN ZIP-IN TAKEOFF W/SCOOP | | |
| 24 | EA | 21300 | 461 8IN ZIP-IN TAKEOFF W/SCOOP | | |
| 12 | EA | 21302 | 461 10IN ZIP-IN TAKEOFF W/SCOOP | | |

## 461-D Zip-In Takeoff with Scoop and Damper

| | | | | | |
|---|---|---|---|---|---|
| 24 | EA | 21310 | 461-D 6IN ZIP-IN W/SCOOP & DAMPER | | |
| 24 | EA | 21311 | 461-D 7IN ZIP-IN W/SCOOP & DAMPER | | |
| 24 | EA | 21312 | 461-D 8IN ZIP-IN W/SCOOP & DAMPER | | |
| 12 | EA | 21314 | 461-D 10IN ZIP-IN W/SCOOP & DAMPER | | |

# ZIPP-R Boots


902


902-CRD


903


903L


903R


904


908


910


913


914


917

## 902 Angle Boots

| STD PKG | U/M | BERCOR NUMBER | DESCRIPTION | PC-1 L/CTN | PC-2 F/CTN |
|---|---|---|---|---|---|
| 12 | EA | 12709 | 902 2 1/4X10X4 ANGLE BOOT | | |
| 12 | EA | 12710 | 902 2 1/4X10X5 ANGLE BOOT | | |
| 12 | EA | 12711 | 902 2 1/4X10X6 ANGLE BOOT | | |
| 12 | EA | 12717 | 902 2 1/4X12X5 ANGLE BOOT | | |
| 12 | EA | 12719 | 902 2 1/4X12X6 ANGLE BOOT | | |
| 12 | EA | 12720 | 902 2 1/4X12X7 ANGLE BOOT | | |
| 12 | EA | 12727 | 902 2 1/4X14X6 ANGLE BOOT | | |
| 12 | EA | 12729 | 902 2 1/4X14X7 ANGLE BOOT | | |
| 12 | EA | 12735 | 902 4X10X4 ANGLE BOOT | | |
| 12 | EA | 12736 | 902 4X10X5 ANGLE BOOT | | |
| 12 | EA | 12738 | 902 4X10X6 ANGLE BOOT | | |
| 12 | EA | 12740 | 902 4X10X7 ANGLE BOOT | | |
| 12 | EA | 12741 | 902 4X12X5 ANGLE BOOT | | |
| 12 | EA | 12746 | 902 4X12X6 ANGLE BOOT | | |
| 12 | EA | 12748 | 902 4X12X7 ANGLE BOOT | | |
| 12 | EA | 12750 | 902 4X12X8 ANGLE BOOT | | |
| 12 | EA | 12756 | 902 4X14X6 ANGLE BOOT | | |
| 12 | EA | 12758 | 902 4X14X7 ANGLE BOOT | | |
| 12 | EA | 12759 | 902 4X14X8 ANGLE BOOT | | |
| 12 | EA | 12767 | 902 6X10X6 ANGLE BOOT | | |
| 12 | EA | 12766 | 902 6X10X8 ANGLE BOOT | | |
| 12 | EA | 12769 | 902 6X12X6 ANGLE BOOT | | |
| 12 | EA | 12770 | 902 6X12X7 ANGLE BOOT | | |
| 12 | EA | 12768 | 902 6X10X7 ANGLE BOOT | | |
| 12 | EA | 12771 | 902 6X12X8 ANGLE BOOT | | |
| 12 | EA | 12773 | 902 6X14X6 ANGLE BOOT W/3IN RISE | | |
| 12 | EA | 12774 | 902 6X14X7 ANGLE BOOT | | |
| 12 | EA | 12775 | 902 6X14X8 ANGLE BOOT | | |

## 902-CDR Ceiling Radiation Damper Boots

| | | | | | |
|---|---|---|---|---|---|
| 6 | EA | 14361 | 902-CRD 4X10X6 GALV ANGLE BOOT W/DAMPER | | |
| 6 | EA | 14362 | 902-CRD 4X10X7 GALV ANGLE BOOT W/DAMPER | | |
| 6 | EA | 14364 | 902-CRD 4X12X6 GALV ANGLE BOOT W/DAMPER | | |
| 6 | EA | 14368 | 902-CRD 6X10X6 GALV ANGLE BOOT W/DAMPER | | |
| 6 | EA | 14370 | 902-CRD 6X12X6 GALV ANGLE BOOT W/DAMPER | | |

***Continued on the Following Page***

## 903 End Boot, Center

| STD PKG | U/M | BERCOR NUMBER | DESCRIPTION | PC-1 L/CTN | PC-2 F/CTN |
|---|---|---|---|---|---|
| 12 | EA | 12839 | 903 2 1/4X10X4 END BOOT | | |
| 12 | EA | 12841 | 903 2 1/4X10X6 END BOOT | | |
| 12 | EA | 12846 | 903 2 1/4X12X5 END BOOT | | |
| 12 | EA | 12847 | 903 2 1/4X12X6 END BOOT | | |
| 12 | EA | 12848 | 903 2 1/4X12X7 END BOOT | | |
| 12 | EA | 12857 | 903 2 1/4X14X6 END BOOT | | |
| 12 | EA | 12859 | 903 2 1/4X14X7 END BOOT | | |
| 12 | EA | 12865 | 903 4X10X4 END BOOT | | |
| 12 | EA | 12866 | 903 4X10X5 END BOOT | | |
| 12 | EA | 12867 | 903 4X10X6 END BOOT | | |
| 12 | EA | 12870 | 903 4X10X7 END BOOT | | |
| 12 | EA | 12876 | 903 4X12X6 END BOOT | | |
| 12 | EA | 12878 | 903 4X12X7 END BOOT | | |
| 12 | EA | 12879 | 903 4X12X8 END BOOT W/3IN RISE | | |
| 12 | EA | 12886 | 903 4X14X6 END BOOT | | |
| 12 | EA | 12888 | 903 4X14X7 END BOOT | | |
| 12 | EA | 12890 | 903 4X14X8 END BOOT | | |
| 12 | EA | 12893 | 903 6X10X6 END BOOT | | |
| 12 | EA | 12895 | 903 6X12X7 END BOOT | | |
| 12 | EA | 12896 | 903 6X14X8 END BOOT | | |

## 903L End Boot, Left Offset

| | | | | | |
|---|---|---|---|---|---|
| 12 | EA | 12787 | 903L 2 1/4X12X5 BOOT | | |
| 12 | EA | 12788 | 903L 2 1/4X12X6 BOOT | | |
| 12 | EA | 12797 | 903L 2 1/4X14X6 BOOT | | |
| 12 | EA | 12807 | 903L 4X10X6 BOOT | | |

## 903R End Boot, Right Offset

| | | | | | |
|---|---|---|---|---|---|
| 12 | EA | 12902 | 903R 2 1/4X10X6 BOOT | | |
| 12 | EA | 12908 | 903R 2 1/4X12X6 BOOT | | |
| 12 | EA | 12927 | 903R 4X10X6 BOOT | | |

## 903-CRD Ceiling Radiation Damper End Boot

| | | | | | |
|---|---|---|---|---|---|
| 6 | EA | 14381 | 903-CRD 4X10X6 GALV END BOOT W/DAMPER | | |

## 904 Universal Boot

| | | | | | |
|---|---|---|---|---|---|
| 12 | EA | 12961 | 904 2 1/4X10X6 STRAIGHT BOOT | | |
| 12 | EA | 12967 | 904 2 1/4X12X5 STRAIGHT BOOT | | |
| 12 | EA | 12968 | 904 2 1/4X12X6 STRAIGHT BOOT | | |
| 12 | EA | 12969 | 904 2 1/4X12X7 STRAIGHT BOOT | | |
| 12 | EA | 12977 | 904 2 1/4X14X6 STRAIGHT BOOT | | |
| 12 | EA | 12979 | 904 2 1/4X14X7 STRAIGHT BOOT | | |
| 12 | EA | 12985 | 904 4X10X4 STRAIGHT ST BOOT | | |
| 12 | EA | 12986 | 904 4X10X5 STRAIGHT BOOT | | |
| 12 | EA | 12987 | 904 4X10X6 STRAIGHT BOOT | | |
| 12 | EA | 12988 | 904 4X10X7 STRAIGHT BOOT | | |
| 12 | EA | 13021 | 904 4X10X7 STRAIGHT BOOT W/3IN RISE | | |
| 12 | EA | 12996 | 904 4X12X6 STRAIGHT BOOT | | |
| 12 | EA | 12998 | 904 4X12X7 STRAIGHT BOOT | | |
| 12 | EA | 12999 | 904 4X12X8 STRAIGHT BOOT | | |
| 12 | EA | 13006 | 904 4X14X6 STRAIGHT BOOT | | |
| 12 | EA | 13008 | 904 4X14X7 STRAIGHT BOOT | | |
| 12 | EA | 13009 | 904 4X14X8 STRAIGHT BOOT | | |
| 12 | EA | 13012 | 904 6X10X6 STRAIGHT BOOT | | |
| 12 | EA | 13003 | 904 6X10X7 STRAIGHT BOOT | | |
| 12 | EA | 12991 | 904 6X10X8 STRAIGHT BOOT | | |
| 12 | EA | 13015 | 904 6X12X6 STRAIGHT BOOT | | |
| 12 | EA | 13016 | 904 6X12X7 STRAIGHT BOOT | | |
| 12 | EA | 13004 | 904 6X12X8 STRAIGHT BOOT | | |
| 12 | EA | 13017 | 904 6X14X6 STRAIGHT BOOT | | |
| 12 | EA | 13005 | 904 6X14X7 STRAIGHT BOOT | | |
| 12 | EA | 13018 | 904 6X14X8 STRAIGHT BOOT | | |
| 12 | EA | 12993 | 904 6X14X8 STRAIGHT BOOT 3IN RISE | | |
| 12 | EA | 13023 | 904 8X14X7 STRAIGHT BOOT | | |
| 12 | EA | 13002 | 904 8X14X8 STRAIGHT BOOT | | |

## 904-CRD Ceiling Radiation Damper Universal Boots

| | | | | | |
|---|---|---|---|---|---|
| 6 | EA | 14401 | 904-CRD 4X10X6 GALV UNIVERSAL BOOT W/DAMPER | | |
| 6 | EA | 14403 | 904-CRD 4X12X6 GALV UNIVERSAL BOOT W/DAMPER | | |

***Continued on the Following Page***

### 908 Basement Register Boot

| STD PKG | U/M | BERCOR NUMBER | DESCRIPTION | PC-1 L/CTN | PC-2 F/CTN |
|---|---|---|---|---|---|
| 12 | EA | 13037 | 908 6X10X5 BOOT | | |
| 12 | EA | 13038 | 908 6X10X6 BOOT | | |
| 12 | EA | 13040 | 908 6X12X6 BOOT | | |

### 910 Quick Boots

| | | | | | |
|---|---|---|---|---|---|
| 12 | EA | 16729 | 910 4X10X5 QUICK BOOT STRAIGHT 24IN CTR | | |
| 12 | EA | 16700 | 910 4X10X6 QUICK BOOT 90DEG 16IN CTR | | |
| 12 | EA | 16730 | 910 4X10X6 QUICK BOOT STRAIGHT 16IN CTR | | |
| 12 | EA | 16701 | 910 4X10X6 QUICK BOOT 90DEG 24IN CTR | | |
| 12 | EA | 16731 | 910 4X10X6 QUICK BOOT STRAIGHT 24IN CTR | | |
| 12 | EA | 16704 | 910 4X12X6 QUICK BOOT 90DEG 16IN CTR | | |
| 12 | EA | 16734 | 910 4X12X6 QUICK BOOT STRAIGHT 16IN CTR | | |
| 12 | EA | 16736 | 910 4X12X7 QUICK BOOT STRAIGHT 16IN CTR | | |
| 12 | EA | 16708 | 910 6X10X6 QUICK BOOT 90DEG 16IN CTR | | |
| 12 | EA | 16738 | 910 6X10X6 QUICK BOOT STRAIGHT 16IN CTR | | |
| 12 | EA | 16709 | 910 6X10X6 QUICK BOOT 90DEG 24IN CTR | | |
| 12 | EA | 16739 | 910 6X10X6 QUICK BOOT STRAIGHT 24IN CTR | | |

### 913 Boot Rails

| | | | | | |
|---|---|---|---|---|---|
| 10 | EA | 13050 | 913 2 1/4X12 BOOT RAIL F/16IN STUD SPACE | | |
| 10 | EA | 13051 | 913 2 1/4X12 BOOT RAIL F/24IN STUD SPACE | | |
| 10 | EA | 13052 | 913 4X10 BOOT RAIL F/16IN STUD SPACE | | |
| 10 | EA | 13053 | 913 4X10 BOOT RAIL F/24IN STUD SPACE | | |
| 10 | EA | 13048 | 913 4X12 BOOT RAIL F/16IN STUD SPACE | | |
| 10 | EA | 13049 | 913 4X12 BOOT RAIL F/24IN STUD SPACE | | |
| 10 | EA | 13120 | 913 4X14 BOOT RAIL F/24IN STUD SPACE | | |
| 10 | EA | 13055 | 913 6X10 BOOT RAIL F/24IN STUD SPACE | | |
| 6 | EA | 13121 | 913 6X14 BOOT RAIL F/24IN STUD SPACE | | |

### 917 45° Angle Boot

| | | | | | |
|---|---|---|---|---|---|
| 12 | EA | 13060 | 917 2 1/4X12X6 BOOT | | |

SPEEDI-BOOT BOOT HANGER

## Adjustable Boot Hangers

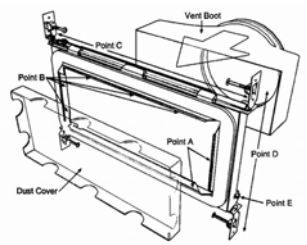


Designed by HVAC experts, Speedi-Boot™ Boot Hanger is easy to install in two minutes or less. The Speedi-Boot™ Boot Hanger installs from the ceiling, on the wall or in the floor in less time than it takes to make your own boot blocking.

The Speedi-Boot's heavy-duty galvanized metal frame, complete with an air-tight foam gasket and construction debris cover, eliminates boot deformation, fastens securely to improve energy efficiency and improve air quality, while giving it a one-hour fire rating, and prohibiting unwanted construction materials from entering the duct.

Speedi-Boot™ Boot Hanger can handle with ease most any boot application you can think of: remodel, residential or commercial. Its drywall mud-ring helps seal your installation and add a finished touch that homebuyers demand.

Telescoping arm extension capability allows for both 16" and 24" Joist/Truss span application. Precise installation in either parallel, transverse, horizontal or vertical positions. Reduced risk of injury from custom wood and metal framing.
**Material Thickness:** 23 Gauge

| STD PKG | U/M | BERCOR NUMBER | DESCRIPTION | PC-1 L/CTN | PC-2 F/CTN |
|---|---|---|---|---|---|
| 12 | EA | 14040 | SBH-410 4X10 SPEEDI BOOT HANGER | | |
| 12 | EA | 14041 | SBH-412 4X12 SPEEDI BOOT HANGER | | |
| 12 | EA | 14042 | SBH-414 4X14 SPEEDI BOOT HANGER | | |
| 12 | EA | 14043 | SBH-610 6X10 SPEEDI BOOT HANGER | | |
| 12 | EA | 14044 | SBH-612 6X12 SPEEDI BOOT HANGER | | |
| 12 | EA | 14045 | SBH-614 6X14 SPEEDI BOOT HANGER | | |

# Extended Collar Boots for Flex-Duct



902E



903E



904E

These boots feature an extended boot throat to allow flex duct to be securely attached with either a cable tie or duct tape.

| STD PKG | U/M | BERCOR NUMBER | DESCRIPTION | PC-1 L/CTN | PC-2 F/CTN |
|---|---|---|---|---|---|
| 20 | EA | 12704 | 902E 2 1/4X12X6 GLV ANGLE BOOT | | |
| 20 | EA | 12849 | 903E 2 1/4X12X6 GLV END BOOT | | |
| 20 | EA | 12963 | 904E 2 1/4X12X6 GLV UNIV BOOT | | |
| 20 | EA | 12705 | 902E 4X10X6 GLV ANGLE BOOT | | |
| 20 | EA | 12850 | 903E 4X10X6 GLV END BOOT | | |
| 20 | EA | 12964 | 904E 4X10X6 GLV UNIV BOOT | | |

# Floor Pans



413



4132

### 413 6" Deep Floor Pan

| STD PKG | U/M | BERCOR NUMBER | DESCRIPTION | PC-1 L/CTN | PC-2 F/CTN |
|---|---|---|---|---|---|
| 12 | EA | 11776 | 413 6X12 FLR PAN | | |
| 12 | EA | 11777 | 413 6X14 FLR PAN | | |
| 12 | EA | 11778 | 413 8X10 FLR PAN | | |
| 12 | EA | 11779 | 413 8X12 FLR PAN | | |
| 12 | EA | 11782 | 413 10X12 FLR PAN | | |
| 12 | EA | 11783 | 413 12X14 FLR PAN | | |

### 4132 12" Deep Floor Pan

| | | | | | |
|---|---|---|---|---|---|
| 12 | EA | 11795 | 4132 4X10 FLR PAN | | |
| 12 | EA | 11802 | 4132 6X10 FLR PAN | | |
| 12 | EA | 11803 | 4132 6X12 FLR PAN | | |
| 12 | EA | 11804 | 4132 6X14 FLR PAN | | |
| 12 | EA | 11805 | 4132 8X10 FLR PAN | | |
| 12 | EA | 11806 | 4132 8X12 FLR PAN | | |
| 12 | EA | 11807 | 4132 9X12 FLR PAN | | |
| 12 | EA | 11808 | 4132 10X12 FLR PAN | | |
| 12 | EA | 11809 | 4132 12X14 FLR PAN | | |

# 155 90° Galvanized Stub Saddle



The quick way to make a side takeoff from round pipe. Cut the opening, then drill screw or pop rivet the stub saddle to the main round distribution pipe.

| STD PKG | U/M | BERCOR NUMBER | DESCRIPTION | PC-1 L/CTN | PC-2 F/CTN |
|---|---|---|---|---|---|
| 12 | EA | 16278 | 155-W 4IN STUB SADDLE | | |
| 12 | EA | 16279 | 155-W 5IN STUB SADDLE | | |
| 12 | EA | 16280 | 155-W 6IN STUB SADDLE | | |
| 12 | EA | 16281 | 155-W 7IN STUB SADDLE | | |
| 12 | EA | 16282 | 155-W 8IN STUB SADDLE | | |
| 12 | EA | 16283 | 155-W 10IN STUB SADDLE | | |

# Wall Stack



Made with the same care and exactness of other fine ZIPP-R products and featuring the famous ZIPP-R lock.

| STD PKG | U/M | BERCOR NUMBER | DESCRIPTION | PC-1 L/CTN | PC-2 F/CTN |
|---|---|---|---|---|---|
| 12 | EA | 10589 | 800-24 2 1/4X10 WALL STK | | |
| 12 | EA | 10590 | 800-24 2 1/4X12 WALL STK | | |
| 12 | EA | 10591 | 800-24 2 1/4X14 WALL STK | | |
| 12 | EA | 10592 | 800-24 3 1/4X10 WALL STK | | |
| 12 | EA | 10593 | 800-24 3 1/4X12 WALL STK | | |
| 12 | EA | 10594 | 800-24 3 1/4X14 WALL STK | | |
| 10 | EA | 10599 | 800-60 2 1/4X10 WALL STK | | |
| 10 | EA | 10602 | 800-60 3 1/4X10 WALL STK | | |
| 10 | EA | 10603 | 800-60 3 1/4X12 WALL STK | | |
| 10 | EA | 10604 | 800-60 3 1/4X14 WALL STK | | |
| 3 | EA | 10615 | 800-100 2 1/4X10 WALL STK | | |
| 3 | EA | 10616 | 800-100 2 1/4X12 WALL STK | | |
| 3 | EA | 10618 | 800-100 3 1/4X10 WALL STK | | |
| 3 | EA | 10619 | 800-100 3 1/4X12 WALL STK | | |
| 3 | EA | 10620 | 800-100 3 1/4X14 WALL STK | | |

# 617 End Caps

**For Wall Stack**



| STD PKG | U/M | BERCOR NUMBER | DESCRIPTION | PC-1 L/CTN | PC-2 F/CTN |
|---|---|---|---|---|---|
| 12 | EA | 12094 | 617 2 1/4X10 END CAP | | |
| 12 | EA | 12099 | 617 2 1/4X12 END CAP | | |
| 12 | EA | 12101 | 617 3 1/4X10 END CAP | | |
| 12 | EA | 12102 | 617 3 1/4X12 END CAP | | |
| 12 | EA | 12103 | 617 3 1/4X14 END CAP | | |

# Wall Stack Accessories


801


803

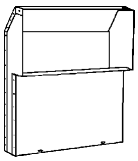
804


810


811


814


815

## 801 Stack Head

| STD PKG | U/M | BERCOR NUMBER | DESCRIPTION | PC-1 L/CTN | PC-2 F/CTN |
|---|---|---|---|---|---|
| 25 | EA | 12386 | 801 3 1/4X10 10X6 STK HD | | |
| 25 | EA | 12387 | 801 3 1/4X12 12X6 STK HD | | |

## 803 Sidewall Register Head, 4 In. Extension

| | | | | | |
|---|---|---|---|---|---|
| 12 | EA | 12404 | 803 3 1/4X10 10X6 STK HD | | |
| 12 | EA | 12407 | 803 3 1/4X12 12X6 STK HD | | |
| 12 | EA | 12410 | 803 3 1/4X14 14X6 STK HD | | |

## 804 Sidewall Register Head, 9 In. Extension

| | | | | | |
|---|---|---|---|---|---|
| 12 | EA | 12412 | 804 2 1/4X10 10X6 STK HD | | |
| 12 | EA | 12413 | 804 2 1/4X12 12X6 STK HD | | |
| 12 | EA | 12415 | 804 3 1/4X10 10X6 STK HD | | |
| 12 | EA | 12416 | 804 3 1/4X12 12X6 STK HD | | |
| 12 | EA | 12418 | 804 3 1/4X14 14X6 STK HD | | |

## 810 Vertical Wall Stack Angle

| | | | | | |
|---|---|---|---|---|---|
| 12 | EA | 12447 | 810 2 1/4X10 ANGLE | | |
| 12 | EA | 12448 | 810 2 1/4X12 ANGLE | | |
| 12 | EA | 12452 | 810 3 1/4X10 ANGLE | | |
| 12 | EA | 12453 | 810 3 1/4X12 ANGLE | | |
| 12 | EA | 12454 | 810 3 1/4X14 ANGLE | | |

## 811 Vertical Wall Stack Elbow

| | | | | | |
|---|---|---|---|---|---|
| 12 | EA | 12457 | 811 2 1/4X10 ELBOW | | |
| 12 | EA | 12458 | 811 2 1/4X12 ELBOW | | |
| 12 | EA | 12462 | 811 3 1/4X10 ELBOW | | |
| 12 | EA | 12463 | 811 3 1/4X12 ELBOW | | |
| 12 | EA | 12464 | 811 3 1/4X14 ELBOW | | |

## 814 Flat Wall Stack Angle

| | | | | | |
|---|---|---|---|---|---|
| 12 | EA | 12473 | 814 3 1/4X10 ANGLE | | |
| 12 | EA | 12474 | 814 3 1/4X12 ANGLE | | |

## 815 Flat Wall Stack Elbow

| | | | | | |
|---|---|---|---|---|---|
| 12 | EA | 12478 | 815 2 1/4X12 ELBOW | | |
| 12 | EA | 12484 | 815 3 1/4X10 ELBOW | | |
| 12 | EA | 12485 | 815 3 1/4X12 ELBOW | | |
| 12 | EA | 12486 | 815 3 1/4X14 ELBOW | | |

# Wall Stack Accessories



829



838



840

## 829 Universal Boot

| STD PKG | U/M | BERCOR NUMBER | DESCRIPTION | PC-1 L/CTN | PC-2 F/CTN |
|---|---|---|---|---|---|
| 12 | EA | 12509 | 829 3 1/4X10X4 BOOT | | |
| 12 | EA | 12510 | 829 3 1/4X10X5 BOOT | | |
| 12 | EA | 12511 | 829 3 1/4X10X6 BOOT | | |
| 12 | EA | 12512 | 829 3 1/4X10X7 BOOT | | |
| 12 | EA | 12516 | 829 3 1/4X12X6 BOOT | | |
| 12 | EA | 12517 | 829 3 1/4X12X7 BOOT | | |
| 12 | EA | 12522 | 829 3 1/4X14X8 BOOT | | |
| 12 | EA | 12524 | 829 3 1/4X12X8 BOOT | | |

## 838 End Boot

| | | | | | |
|---|---|---|---|---|---|
| 12 | EA | 12534 | 838 3 1/4X10X6 BOOT | | |
| 12 | EA | 12535 | 838 3 1/4X10X7 BOOT | | |
| 12 | EA | 12539 | 838 3 1/4X12X6 BOOT | | |
| 12 | EA | 12540 | 838 3 1/4X12X7 BOOT | | |
| 12 | EA | 12544 | 838 3 1/4X12X8 BOOT | | |
| 12 | EA | 12548 | 838 3 1/4X14X8 BOOT | | |

## 840 Angle Boot

| | | | | | |
|---|---|---|---|---|---|
| 12 | EA | 12563 | 840 3 1/4X10X5 BOOT | | |
| 12 | EA | 12560 | 840 3 1/4X10X6 BOOT | | |
| 12 | EA | 12561 | 840 3 1/4X12X6 BOOT | | |
| 12 | EA | 12565 | 840 3 1/4X10X7 BOOT | | |
| 12 | EA | 12571 | 840 3 1/4X12X7 BOOT | | |
| 12 | EA | 12572 | 840 3 1/4X12X8 BOOT | | |
| 12 | EA | 12577 | 840 3 1/4X14X8 BOOT | | |

# Oval Pipe and Fittings


700


701


702


703


704


705


714


715


720


721


730


731

| Branch Duct (inches) | Area Sq. In. |
|---|---|
| 5 Round | 19.6 |
| 6 Round | 28.3 |
| 7 Round | 38.5 |
| 5 Oval (6 L x 3-1/4 W) | 17.2 |
| 6 Oval (7-9/16 L x 3-1/4 W) | 22.2 |
| 7 Oval (9-1/8 L x 3-1/4 W) | 27.3 |
| 3-1/2 x 8 Stack | 26.0 |
| 3-1/4 x 10 Stack | 32.5 |
| 3-1/4 x 12 Stack | 39.0 |

| Atco-Gary No. | Acme No. | L & B | Excelsior |
|---|---|---|---|
| 700-100 | 78 | Button Snap Warm-air Oval | 0100 |
| 701 | 95 | Oval Std. Head Style B | 090A |
| 703 | 107 | | 61A |
| 704 | 103 | | |
| 714 | 96 | 574 | 090A |
| 715 | 102 | | 61A |
| 720 | 350 | Vert. Oval Elbow | 18 |
| 721 | 94 | Oval Flat Elbow | 29 |
| 730 | 357 | Vert. Oval Angle | 21 |
| 731 | 98 | | 24 |

## 6 Inch Oval Pipe and Fittings

| STD PKG | U/M | BERCOR NUMBER | DESCRIPTION | PC-1 L/CTN | PC-2 F/CTN |
|---|---|---|---|---|---|
| 10 | EA | 13201 | 700-60 6 IN OVAL PIPE | | |
| 5 | EA | 13207 | 700-100 6 IN OVAL PIPE | | |
| 5 | EA | 13210 | 700-113 6 IN OVAL PIPE | | |
| 12 | EA | 13215 | 701 4X10X6 STK HD W/EARS | | |
| 12 | EA | 13216 | 701 6X10X6 STK HD W/EARS | | |
| 12 | EA | 13218 | 701 6X12X6 STK HD W/EARS | | |
| 12 | EA | 13193 | 702 6X10X6 DBL OVAL STK HEAD | | |
| 12 | EA | 13194 | 702 6X12X6 DBL OVAL STK HEAD | | |
| 12 | EA | 13249 | 703 6 RD X 6 OVAL END BOOT | | |
| 12 | EA | 13259 | 704 6 OVAL X 6 OVAL END BOOT | | |
| 12 | EA | 13254 | 705 4X10X6 OVAL 90DEG REGISTER BOX | | |
| 12 | EA | 13228 | 714 5 RD X 6 OV 90 BOOT PE | | |
| 12 | EA | 13229 | 714 6 RD X 6 OV 90 BOOT PE | | |
| 12 | EA | 13306 | 715 6 RD X 6 OVAL BOOT PE | | |
| 12 | EA | 13341 | 720 6IN 90 DEG VERTICAL ELBOW | | |
| 12 | EA | 13346 | 721 6IN OVAL 90 DEG FLAT ELBOW | | |
| 12 | EA | 13351 | 730 6IN 45 DEG VERTICAL ANGLE | | |
| 12 | EA | 13356 | 731 6 OVAL 45 DEG FLAT ANGLE | | |

***Continued on the Following Page***

***Continued from the Previous Page***

## 7 Inch Oval Pipe and Fittings

| STD PKG | U/M | BERCOR NUMBER | DESCRIPTION | PC-1 L/CTN | PC-2 F/CTN |
|---|---|---|---|---|---|
| 10 | EA | 13202 | 700-60 7 IN OVAL PIPE | | |
| 5 | EA | 13208 | 700-100 7 IN OVAL PIPE | | |
| 5 | EA | 13211 | 700-113 7 IN OVAL PIPE | | |
| 12 | EA | 13220 | 701 6X10X7 STK HD W/EARS | | |
| 12 | EA | 13222 | 701 6X12X7 STK HD W/EARS | | |
| 12 | EA | 13195 | 702 6X12X7 GALV DBL OVAL STACKHEAD | | |
| 12 | EA | 13253 | 703 7 RD X 7 OVAL END BOOT | | |
| 12 | EA | 13232 | 714 6RD X7 OV 90 BOOT PE | | |
| 12 | EA | 13233 | 714 7 RD X 7 OV 90 BOOT PE | | |
| 12 | EA | 13311 | 715 7 OVAL X 7 RD STRAIGHT BOOT PE | | |
| 12 | EA | 13342 | 720 7IN 90 DEG VERTICAL ELBOW | | |
| 12 | EA | 13347 | 721 7IN OVAL 90 DEG FLAT ELBOW | | |
| 12 | EA | 13352 | 730 7IN 45 DEG VERTICAL ANGLE | | |
| 12 | EA | 13357 | 731 7IN 45 DEG FLAT OVAL ANGLE | | |

## 8 Inch Oval Pipe and Fittings

| | | | | | |
|---|---|---|---|---|---|
| 5 | EA | 13209 | 700-100 8IN OVAL PIPE | | |
| 12 | EA | 13223 | 701 6X12X8 STK HD W/EARS | | |
| 12 | EA | 13224 | 701 6X14X8 STK HD W/EARS | | |
| 12 | EA | 13244 | 703 8X8 RD TO OVAL END BOOT | | |
| 12 | EA | 13234 | 714 8 RD X 8 OV 90 BOOT | | |
| 12 | EA | 13314 | 715 8X8 RD TO OVAL BOOT | | |
| 12 | EA | 13343 | 720 8IN 90 DEG VERTICAL ELBOW | | |
| 12 | EA | 13348 | 721 8IN 90 DEG FLAT ELBOW | | |
| 12 | EA | 13353 | 730 8IN 45 DEG VERTICAL ANGLE | | |

# Galvanized Spiral Pipe and Fittings

## 940, 943, 946, 947, 948, and 950



940



943



946



947



948



950

- For low/medium pressure applications.
- Meets SMACNA gauge standards.
- Sizes available to 36 inches.
- Standard SMACNA sizes supplied. Consult your G.W. Berkheimer representative for other gauges.
- Important! Special cutting charge and setup charge applies for pipe in gauges or lengths other than standard.

### 940 Spiral Standard 10 Ft. Long

| STD PKG | U/M | BERCOR NUMBER | DESCRIPTION | PC-1 EACH |
|---|---|---|---|---|
| 10 | FT | 17084 | 940 6IN GLV 10FT SPIRAL PIPE | |
| 10 | FT | 17086 | 940 8IN GLV 10FT SPIRAL PIPE | |
| 10 | FT | 17088 | 940 10IN GLV 10FT SPIRAL PIPE | |
| 10 | FT | 17089 | 940 12IN GLV 10FT SPIRAL PIPE | |
| 10 | FT | 17090 | 940 14IN GLV 10FT SPIRAL PIPE | |
| 10 | FT | 17070 | 940 16IN GLV 10FT SPIRAL PIPE | |
| 10 | FT | 17071 | 940 18IN GLV 10FT SPIRAL PIPE | |

### 943 Spiral Pipe Connectors

| | | | | |
|---|---|---|---|---|
| 12 | EA | 13503 | 943 6IN GLV SPIRAL PIPE CONN | |
| 12 | EA | 13505 | 943 8IN GLV SPIRAL PIPE CONN | |
| 12 | EA | 13507 | 943 10IN GLV SPIRAL PIPE CONN | |
| 12 | EA | 13508 | 943 12IN GLV SPIRAL PIPE CONN | |
| 12 | EA | 13509 | 943 14IN GLV SPIRAL PIPE CONN | |
| 12 | EA | 13510 | 943 16IN GLV SPIRAL PIPE CONN | |
| 12 | EA | 13511 | 943 18IN GLV SPIRAL PIPE CONN | |

### 946 90 Degree Spiral Elbow

| | | | | |
|---|---|---|---|---|
| 12 | EA | 13403 | 946 6IN GLV SPIRAL ELBOW | |
| 12 | EA | 13405 | 946 8IN GLV SPIRAL ELBOW | |
| 12 | EA | 13407 | 946 10IN GLV SPIRAL ELBOW | |
| 8 | EA | 13408 | 946 12IN GLV SPIRAL ELBOW | |
| 1 | EA | 13409 | 946 14IN GLV SPIRAL ELBOW | |
| 1 | EA | 13410 | 946 16IN GLV SPIRAL ELBOW | |
| 1 | EA | 13411 | 946 18IN GLV SPIRAL ELBOW | |

### 947 45 Degree Angle for Spiral

| | | | | |
|---|---|---|---|---|
| 24 | EA | 13524 | 947 6IN GLV SPIRAL ANGLE | |
| 24 | EA | 13526 | 947 8IN GLV SPIRAL ANGLE | |
| 24 | EA | 13528 | 947 10IN GLV SPIRAL ANGLE | |
| 12 | EA | 13529 | 947 12IN GLV SPIRAL ANGLE | |
| 1 | EA | 13530 | 947 14IN GLV SPIRAL ANGLE | |
| 1 | EA | 13531 | 947 16IN GLV SPIRAL ANGLE | |
| 1 | EA | 13532 | 947 18IN GLV SPIRAL ANGLE | |

### 948 Spiral Regular Saddle

| | | | | |
|---|---|---|---|---|
| 12 | EA | 13901 | 948 4X12 GLV SPIRAL REG SADDLE | |

### 950 Tee Smoothflow

| | | | | |
|---|---|---|---|---|
| 12 | EA | 13782 | 950 6X6X6 GLV SPIRAL TEE JOINT | |
| 12 | EA | 13784 | 950 8X8X8 GLV SPIRAL TEE JOINT | |
| 6 | EA | 13786 | 950 10X10X10 GLV SPIRAL TEE JT | |
| 6 | EA | 13787 | 950 12X12X12 GLV SPIRAL TEE JT | |
| 3 | EA | 13788 | 950 14X14X14 GLV SPIRAL TEE JT | |
| 1 | EA | 13789 | 950 16X16X16 GLV SPIRAL TEE JT | |

# Galvanized Spiral Fittings

**951, 953, 960, 976, 977, 980, and 981**

- Airtight 4-ply lock seam construction
- Meets SMACNA gauge requirements
- Meets leakage Class 3 for 10" w.g. duct construction class in a sample test section
- Low friction loss



951



953



960



976



977



980



981

## 951 45 Degree Tee

| STD PKG | U/M | BERCOR NUMBER | DESCRIPTION | PC-1 EACH |
|---|---|---|---|---|
| 12 | EA | 13860 | 951 6X6X6 GLV SPIRAL 45DEG TEE | |
| 12 | EA | 13862 | 951 8X8X8 GLV SPIRAL 45DEG TEE | |
| 6 | EA | 13865 | 951 12X12X12 GLV SPIRAL 45DG TEE | |

## 953 Collar Saddles (Round Pipe Dia. x Duct Dia.)

| | | | | |
|---|---|---|---|---|
| 12 | EA | 13695 | 953 6X8 GLV SPIRAL CLR SADDLE | |
| 12 | EA | 13696 | 953 6X10 GLV SPIRAL CLR SADDLE | |
| 12 | EA | 13697 | 953 6X12 GLV SPIRAL CLR SADDLE | |
| 12 | EA | 13698 | 953 6X14 GLV SPIRAL CLR SADDLE | |
| 12 | EA | 13699 | 953 8X10 GLV SPIRAL CLR SADDLE | |
| 12 | EA | 13700 | 953 8X12 GLV SPIRAL CLR SADDLE | |
| 12 | EA | 13701 | 953 8X14 GLV SPIRAL CLR SADDLE | |
| 12 | EA | 13704 | 953 10X12 GLV SPIRAL CLR SADDLE | |
| 12 | EA | 13705 | 953 10X14 GLV SPIRAL CLR SADDLE | |
| 12 | EA | 14023 | 953 14X18 GLV SPIRAL CLR SADDLE | |

## 960 End Caps

| | | | | |
|---|---|---|---|---|
| 12 | EA | 13545 | 960 6IN GLV SPIRAL CAP | |
| 12 | EA | 13547 | 960 8IN GLV SPIRAL CAP | |
| 12 | EA | 13549 | 960 10IN GLV SPIRAL CAP | |
| 12 | EA | 13550 | 960 12IN GLV SPIRAL CAP | |
| 12 | EA | 13551 | 960 14IN GLV SPIRAL CAP | |
| 12 | EA | 13552 | 960 16IN GLV SPIRAL CAP | |
| 1 | EA | 13553 | 960 18IN GLV SPIRAL CAP | |

## 976-L Long Sweep Elbows

| | | | | |
|---|---|---|---|---|
| 12 | EA | 14716 | 976-L 6IN 26GA SPIRAL LOCK LONG SWEEP ELBOW | |
| 12 | EA | 14718 | 976-L 8IN 26GA SPIRAL LOCK LONG SWEEP ELBOW | |
| 12 | EA | 14720 | 976-L 10IN 26GA SPIRAL LOCK LONG SWEEP ELBOW | |
| 8 | EA | 14721 | 976-L 12IN 26GA SPIRAL LOCK LONG SWEEP ELBOW | |
| 1 | EA | 14722 | 976-L 14IN 26GA SPIRAL LOCK LONG SWEEP ELBOW | |
| 1 | EA | 14723 | 976-L 16IN 26GA SPIRAL LOCK LONG SWEEP ELBOW | |
| 1 | EA | 14724 | 976-L 18IN 26GA SPIRAL LOCK LONG SWEEP ELBOW | |

## 977-L Long Sweep Angles

| | | | | |
|---|---|---|---|---|
| 24 | EA | 14736 | 977-L 6IN 26GA SPIRAL LOCK LONG SWEEP ANGLE | |
| 24 | EA | 14738 | 977-L 8IN 26GA SPIRAL LOCK LONG SWEEP ANGLE | |
| 24 | EA | 14740 | 977-L 10IN 26GA SPIRAL LOCK LONG SWEEP ANGLE | |
| 12 | EA | 14741 | 977-L 12IN 26GA SPIRAL LOCK LONG SWEEP ANGLE | |
| 1 | EA | 14742 | 977-L 14IN 26GA SPIRAL LOCK LONG SWEEP ANGLE | |
| 1 | EA | 14743 | 977-L 16IN 26GA SPIRAL LOCK LONG SWEEP ANGLE | |
| 1 | EA | 14744 | 977-L 18IN 26GA SPIRAL LOCK LONG SWEEP ANGLE | |

## 980 Standard Reducer

| | | | | |
|---|---|---|---|---|
| 12 | EA | 13718 | 980 8X6 GLV SPIRAL STD REDUCER | |
| 12 | EA | 13725 | 980 10X8 GLV SPIRAL STD REDUCER | |
| 12 | EA | 13728 | 980 12X10 GLV SPIRAL STD REDUCER | |
| 12 | EA | 13732 | 980 14X12 GLV SPIRAL STD REDUCER | |
| 12 | EA | 13736 | 980 16X14 GLV SPIRAL STD REDUCER | |
| 1 | EA | 13740 | 980 18X16 GLV SPIRAL STD REDUCER | |

## 981 Tapered Reducer

| | | | | |
|---|---|---|---|---|
| 12 | EA | 13662 | 981 8X6 GLV SPIRAL TAPER REDUCER | |
| 12 | EA | 13669 | 981 10X8 GLV SPIRAL TAPER REDUCER | |
| 12 | EA | 13674 | 981 12X10 GLV SPIRAL TAPER REDUCER | |
| 12 | EA | 13677 | 981 14X12 GLV SPIRAL TAPER REDUCER | |
| 12 | EA | 13657 | 981 16X14 GLV SPIRAL TAPER REDUCER | |
| 1 | EA | 13680 | 981 18X16 GLV SPIRAL TAPER REDUCER | |

# R8 Gray Flex Duct

## Bagged




### Performance Properties

- Maximum velocity: 5000 FPM
- Maximum positive pressure: 10" W.C.
- Maximum negative pressure: 1/2" W.C.
- Operating temperature: 0° to +200° F
- Minimum bend radius equal to diameter
- Listed and labeled with Underwriters Lab
- Tested in accordance with U.L. 181 Class 1 standards for air ducts
- Meets NFPA 90A and 90B

| STD PKG | U/M | BERCOR NUMBER | DESCRIPTION | PC-1 1 CTNS | PC-2 2-4 CTNS | PC-3 5 CTNS |
|---|---|---|---|---|---|---|
| 1 | BAG | 48874 | 17802404 4IN X 25FT R8.0 GRAY BAGGED FLEX DUCT | | | |
| 1 | BAG | 48875 | 17802405 5IN X 25FT R8.0 GRAY BAGGED FLEX DUCT | | | |
| 1 | BAG | 48876 | 17802406 6IN X 25FT R8.0 GRAY BAGGED FLEX DUCT | | | |
| 1 | BAG | 48877 | 17802407 7IN X 25FT R8.0 GRAY BAGGED FLEX DUCT | | | |
| 1 | BAG | 48878 | 17802408 8IN X 25FT R8.0 GRAY BAGGED FLEX DUCT | | | |
| 1 | BAG | 48879 | 17802409 9IN X 25FT R8.0 GRAY BAGGED FLEX DUCT | | | |
| 1 | BAG | 48880 | 17802410 10IN X 25FT R8.0 GRAY BAGGED FLEX DUCT | | | |
| 1 | BAG | 48881 | 17802412 12IN X 25FT R8.0 GRAY BAGGED FLEX DUCT | | | |
| 1 | BAG | 48882 | 17802414 14IN X 25FT R8.0 GRAY BAGGED FLEX DUCT | | | |
| 1 | BAG | 48883 | 17802416 16IN X 25FT R8.0 GRAY BAGGED FLEX DUCT | | | |
| 1 | BAG | 48884 | 17802418 18IN X 25FT R8.0 GRAY BAGGED FLEX DUCT | | | |

# R8 Silver Flex Duct

## Bagged




- **Performance Properties**
- Maximum velocity: 5000 FPM
- Maximum positive pressure: 10" W.C.
- Maximum negative pressure: 1/2" W.C.
- Operating temperature: 0° to +200° F
- Minimum bend radius equal to diameter
- Listed and labeled with Underwriters Lab
- Tested in accordance with U.L. 181 Class 1 standards for air ducts
- Meets NFPA 90A and 90B

| STD PKG | U/M | BERCOR NUMBER | DESCRIPTION | PC-1 1 CTNS | PC-2 2-4 CTNS | PC-3 5 CTNS |
|---|---|---|---|---|---|---|
| 1 | BAG | 48824 | 13102404 4IN X 25FT R8.0 SILVER BAGGED FLEX | | | |
| 1 | BAG | 48825 | 13102405 5IN X 25FT R8.0 SILVER BAGGED FLEX | | | |
| 1 | BAG | 48826 | 13102406 6IN X 25FT R8.0 SILVER BAGGED FLEX | | | |
| 1 | BAG | 48827 | 13102407 7IN X 25FT R8.0 SILVER BAGGED FLEX | | | |
| 1 | BAG | 48828 | 13102408 8IN X 25FT R8.0 SILVER BAGGED FLEX | | | |
| 1 | BAG | 48829 | 13102409 9IN X 25FT R8.0 SILVER BAGGED FLEX | | | |
| 1 | BAG | 48830 | 13102410 10IN X 25FT R8.0 SILVER BAGGED FLEX | | | |
| 1 | BAG | 48831 | 13102412 12IN X 25FT R8.0 SILVER BAGGED FLEX | | | |
| 1 | BAG | 48832 | 13102414 14IN X 25FT R8.0 SILVER BAGGED FLEX | | | |
| 1 | BAG | 48833 | 13102416 16IN X 25FT R8.0 SILVER BAGGED FLEX | | | |
| 1 | BAG | 48834 | 13102418 18IN X 25FT R8.0 SILVER BAGGED FLEX | | | |

# R6 Gray Flex Duct

## Bagged




### Performance Properties

- Maximum velocity: 5000 FPM
- Maximum positive pressure: 10" W.C.
- Maximum negative pressure: 1/2" W.C.
- Operating temperature: 0° to +200° F
- Minimum bend radius equal to diameter
- Listed and labeled with Underwriters Lab
- Tested in accordance with U.L. 181 Class 1 standards for air ducts
- Meets NFPA 90A and 90B

| STD PKG | U/M | BERCOR NUMBER | DESCRIPTION | PC-1 1 CTNS | PC-2 2-4 CTNS | PC-3 5 CTNS |
|---|---|---|---|---|---|---|
| 1 | BAG | 48862 | 17602404 4IN X 25FT R6.0 GRAY BAGGED FLEX DUCT | | | |
| 1 | BAG | 48863 | 17602405 5IN X 25FT R6.0 GRAY BAGGED FLEX DUCT | | | |
| 1 | BAG | 48864 | 17602406 6IN X 25FT R6.0 GRAY BAGGED FLEX DUCT | | | |
| 1 | BAG | 48865 | 17602407 7IN X 25FT R6.0 GRAY BAGGED FLEX DUCT | | | |
| 1 | BAG | 48866 | 17602408 8IN X 25FT R6.0 GRAY BAGGED FLEX DUCT | | | |
| 1 | BAG | 48867 | 17602409 9IN X 25FT R6.0 GRAY BAGGED FLEX DUCT | | | |
| 1 | BAG | 48868 | 17602410 10IN X 25FT R6.0 GRAY BAGGED FLEX DUCT | | | |
| 1 | BAG | 48869 | 17602412 12IN X 25FT R6.0 GRAY BAGGED FLEX DUCT | | | |
| 1 | BAG | 48870 | 17602414 14IN X 25FT R6.0 GRAY BAGGED FLEX DUCT | | | |
| 1 | BAG | 48871 | 17602416 16IN X 25FT R6.0 GRAY BAGGED FLEX DUCT | | | |
| 1 | BAG | 48872 | 17602418 18IN X 25FT R6.0 GRAY BAGGED FLEX DUCT | | | |

# R6 Silver Flex Duct

## Bagged




### Performance Properties

- Maximum velocity: 5000 FPM
- Maximum positive pressure: 10" W.C.
- Maximum negative pressure: 1/2" W.C.
- Operating temperature: 0° to +200° F
- Minimum bend radius equal to diameter
- Listed and labeled with Underwriters Lab
- Tested in accordance with U.L. 181 Class 1 standards for air ducts
- Meets NFPA 90A and 90B

| STD PKG | U/M | BERCOR NUMBER | DESCRIPTION | PC-1 1 CTNS | PC-2 2-4 CTNS | PC-3 5 CTNS |
|---|---|---|---|---|---|---|
| 1 | BAG | 48812 | 13602404 4IN X 25FT R6.0 SILVER BAGGED FLEX DUCT | | | |
| 1 | BAG | 48813 | 13602405 5IN X 25FT R6.0 SILVER BAGGED FLEX DUCT | | | |
| 1 | BAG | 48814 | 13602406 6IN X 25FT R6.0 SILVER BAGGED FLEX DUCT | | | |
| 1 | BAG | 48815 | 13602407 7IN X 25FT R6.0 SILVER BAGGED FLEX DUCT | | | |
| 1 | BAG | 48816 | 13602408 8IN X 25FT R6.0 SILVER BAGGED FLEX DUCT | | | |
| 1 | BAG | 48817 | 13602409 9IN X 25FT R6.0 SILVER BAGGED FLEX DUCT | | | |
| 1 | BAG | 48818 | 13602410 10IN X 25FT R6.0 SILVER BAGGED FLEX DUCT | | | |
| 1 | BAG | 48819 | 13602412 12IN X 25FT R6.0 SILVER BAGGED FLEX DUCT | | | |
| 1 | BAG | 48820 | 13602414 14IN X 25FT R6.0 SILVER BAGGED FLEX DUCT | | | |
| 1 | BAG | 48821 | 13602416 16IN X 25FT R6.0 SILVER BAGGED FLEX DUCT | | | |
| 1 | BAG | 48822 | 13602418 18IN X 25FT R6.0 SILVER BAGGED FLEX DUCT | | | |
| 1 | BAG | 48823 | 13602520 20IN X 25FT R6.0 SILVER BOXED FLEX DUCT | | | |

# R4 Gray Flex Duct

## Bagged




### Performance Properties

- Maximum velocity: 4000 FPM
- Maximum positive pressure: 10" W.C.
- Maximum negative pressure: 1/2" W.C.
- Operating temperature: 0° to +200° F
- Minimum bend radius equal to diameter
- Listed and labeled with Underwriters Lab
- Tested in accordance with U.L. 181 Class 1 standards for air ducts
- Meets NFPA 90A and 90B

| STD PKG | U/M | BERCOR NUMBER | DESCRIPTION | PC-1 1 CTNS | PC-2 2-4 CTNS | PC-3 5 CTNS |
|---|---|---|---|---|---|---|
| 1 | BAG | 48850 | 17002404 4IN X 25FT R4.2 GRAY BAGGED FLEX DUCT | | | |
| 1 | BAG | 48851 | 17002405 5IN X 25FT R4.2 GRAY BAGGED FLEX DUCT | | | |
| 1 | BAG | 48852 | 17002406 6IN X 25FT R4.2 GRAY BAGGED FLEX DUCT | | | |
| 1 | BAG | 48853 | 17002407 7IN X 25FT R4.2 GRAY BAGGED FLEX DUCT | | | |
| 1 | BAG | 48854 | 17002408 8IN X 25FT R4.2 GRAY BAGGED FLEX DUCT | | | |
| 1 | BAG | 48855 | 17002409 9IN X 25FT R4.2 GRAY BAGGED FLEX DUCT | | | |
| 1 | BAG | 48856 | 17002410 10IN X 25FT R4.2 GRAY BAGGED FLEX DUCT | | | |
| 1 | BAG | 48857 | 17002412 12IN X 25FT R4.2 GRAY BAGGED FLEX DUCT | | | |
| 1 | BAG | 48858 | 17002414 14IN X 25FT R4.2 GRAY BAGGED FLEX DUCT | | | |
| 1 | BAG | 48859 | 17002416 16IN X 25FT R4.2 GRAY BAGGED FLEX DUCT | | | |
| 1 | BAG | 48860 | 17002418 18IN X 25FT R4.2 GRAY BAGGED FLEX DUCT | | | |

# R4 Silver Flex Duct

## Bagged




### Performance Properties

- Maximum velocity: 4000 FPM
- Maximum positive pressure: 10" W.C.
- Maximum negative pressure: 1/2" W.C.
- Operating temperature: 0° to +200° F
- Minimum bend radius equal to diameter
- Listed and labeled with Underwriters Lab
- Tested in accordance with U.L. 181 Class 1 standards for air ducts
- Meets NFPA 90A and 90B

| STD PKG | U/M | BERCOR NUMBER | DESCRIPTION | PC-1 1 CTNS | PC-2 2-4 CTNS | PC-3 5 CTNS |
|---|---|---|---|---|---|---|
| 1 | BAG | 48800 | 13002404 4IN X 25FT R4.2 SILVER BAGGED FLEX DUCT | | | |
| 1 | BAG | 48801 | 13002405 5IN X 25FT R4.2 SILVER BAGGED FLEX DUCT | | | |
| 1 | BAG | 48802 | 13002406 6IN X 25FT R4.2 SILVER BAGGED FLEX DUCT | | | |
| 1 | BAG | 48803 | 13002407 7IN X 25FT R4.2 SILVER BAGGED FLEX DUCT | | | |
| 1 | BAG | 48804 | 13002408 8IN X 25FT R4.2 SILVER BAGGED FLEX DUCT | | | |
| 1 | BAG | 48805 | 13002409 9IN X 25FT R4.2 SILVER BAGGED FLEX DUCT | | | |
| 1 | BAG | 48806 | 13002410 10IN X 25FT R4.2 SILVER BAGGED FLEX DUCT | | | |
| 1 | BAG | 48807 | 13002412 12IN X 25FT R4.2 SILVER BAGGED FLEX DUCT | | | |
| 1 | BAG | 48808 | 13002414 14IN X 25FT R4.2 SILVER BAGGED FLEX DUCT | | | |
| 1 | BAG | 48809 | 13002416 16IN X 25FT R4.2 SILVER BAGGED FLEX DUCT | | | |
| 1 | BAG | 48810 | 13002418 18IN X 25FT R4.2 SILVER BAGGED FLEX DUCT | | | |

# 434 Compressed Flex Duct



- Duct Material: Type 3003 aluminum
- Maximum Static Pressure: 12" W.C.
- Temp. Range: 100° to 435° F
- Ideal for low to high pressure air duct

| STD PKG | U/M | BERCOR NUMBER | DESCRIPTION | PC-1 L/CTN | PC-2 1-4 CTNS | PC-3 5 CTNS |
|---|---|---|---|---|---|---|
| 160 | FT | 44420 | 434 3IN-8FT TYPE A ALUM FLEX DUCT | | | |
| 96 | FT | 44421 | 434 4IN-8FT TYPE A ALUM FLEX DUCT | | | |
| 72 | FT | 44422 | 434 5IN-8FT TYPE A ALUM FLEX DUCT | | | |
| 32 | FT | 44423 | 434 6IN-8FT TYPE A ALUM FLEX DUCT | | | |
| 64 | FT | 44424 | 434 7IN-8FT TYPE A ALUM FLEX DUCT | | | |
| 32 | FT | 44425 | 434 8IN-8FT TYPE A ALUM FLEX DUCT | | | |

# Class 1 Flex Duct

## Uninsulated



Class 1 flex duct is air-tight and is designed for low to medium operating pressures in HVAC systems. A triple lamination of tough metallized polyester, aluminum foil and polyester encapsulates a steel wire helix providing a continuous air seal.

### Performance Properties

- Velocity: 5000 FPM Max.
- Positive Pressure: 6" w.g. Max.
- Negative Pressure: 3/4" w.g. Max.
- Operating Temperature: -20° to 180° F.

| STD PKG | U/M | BERCOR NUMBER | DESCRIPTION | PC-1 L/CTN | PC-2 1-4 CTNS | PC-3 5 CTNS |
|---|---|---|---|---|---|---|
| 4 | EA | 49000 | 05102503 3IN 25FT UNINSULATED FLEX DUCT | | | |
| 4 | EA | 49001 | 05102504 4IN 25FT UNINSULATED FLEX DUCT | | | |
| 1 | EA | 49002 | 05102505 5IN 25FT UNINSULATED FLEX DUCT | | | |
| 1 | EA | 49003 | 05102506 6IN 25FT UNINSULATED FLEX DUCT | | | |
| 1 | EA | 49004 | 05102507 7IN 25FT UNINSULATED FLEX DUCT | | | |
| 1 | EA | 49005 | 05102508 8IN 25FT UNINSULATED FLEX DUCT | | | |
| 1 | EA | 49006 | 05102510 10IN 25FT UNINSULATED FLEX DUCT | | | |
| 1 | EA | 49007 | 05102512 12IN 25FT UNINSULATED FLEX DUCT | | | |
| 1 | EA | 49008 | 05102514 14IN 25FT UNINSULATED FLEX DUCT | | | |
| 1 | EA | 49009 | 05102516 16IN 25FT UNINSULATED FLEX DUCT | | | |
| 1 | EA | 49010 | 05102518 18IN 25FT UNINSULATED FLEX DUCT | | | |

# Flex Duct Cutters

### FDC1 Flex Duct Cutter



FDC1

The double edged knife blade cleanly pierces through the outer skin, insulation, and liner of flexible round duct. The blade cuts both directions, from any angle. The duct's exposed wire rib coil can then be cut with the wire jaws.

### FDC2 Flex Duct Shear



FDC2

Cuts insulated flexible round duct and also cuts the duct liner's wire rib coil. The pointed bottom blade easily pierces duct to start cut. The heavy duty wire cutter is located away from scissor blades. A thumb operated latch ensures that sharpened blade edges stay closed when not in use.

| STD PKG | U/M | BERCOR NUMBER | DESCRIPTION | PC-1 EACH |
|---|---|---|---|---|
| 3 | EA | 80665 | FDC2 FLEX DUCT SHEAR | |
| 3 | EA | 80666 | FDC1 FLEX DUCT CUTTER | |

# R4 Silver Sleeve Insulation



- Insulation Value: R4.2
- Operating Temperature: -20 to +250° F
- Vapor Transmission: .05 perm
- Easy Installation

| STD PKG | U/M | BERCOR NUMBER | DESCRIPTION | PC-1 L/CTN | PC-2 F/CTN |
|---|---|---|---|---|---|
| 20 | EA | 48900 | 11000506 6IN 5FT R4.2 SILVER SLEEVE INSULATION | | |
| 20 | EA | 48901 | 11000507 7IN 5FT R4.2 SILVER SLEEVE INSULATION | | |
| 20 | EA | 48902 | 11000508 8IN 5FT R4.2 SILVER SLEEVE INSULATION | | |
| 20 | EA | 48903 | 11000509 9IN 5FT R4.2 SILVER SLEEVE INSULATION | | |
| 20 | EA | 48904 | 11000510 10IN 5FT R4.2 SILVER SLEEVE INSULATION | | |
| 20 | EA | 48905 | 11000512 12IN 5FT R4.2 SILVER SLEEVE INSULATION | | |
| 10 | EA | 48906 | 11000514 14IN 5FT R4.2 SILVER SLEEVE INSULATION | | |
| 10 | EA | 48907 | 11000516 16IN 5FT R4.2 SILVER SLEEVE INSULATION | | |

# R6 Silver Sleeve Insulation



- Insulation Value: R6
- Operating Temperature: -20 to +250° F
- Vapor Transmission: .05 perm
- Easy Installation

| STD PKG | U/M | BERCOR NUMBER | DESCRIPTION | PC-1 L/CTN | PC-2 F/CTN |
|---|---|---|---|---|---|
| 15 | EA | 48908 | 11000606 6IN 5FT R6 SILVER SLEEVE INSULATION | | |
| 15 | EA | 48909 | 11000607 7IN 5FT R6 SILVER SLEEVE INSULATION | | |
| 15 | EA | 48910 | 11000608 8IN 5FT R6 SILVER SLEEVE INSULATION | | |
| 15 | EA | 48911 | 11000609 9IN 5FT R6 SILVER SLEEVE INSULATION | | |
| 15 | EA | 48912 | 11000610 10IN 5FT R6 SILVER SLEEVE INSULATION | | |
| 10 | EA | 48913 | 11000612 12IN 5FT R6 SILVER SLEEVE INSULATION | | |
| 10 | EA | 48914 | 11000614 14IN 5FT R6 SILVER SLEEVE INSULATION | | |
| 10 | EA | 48915 | 11000616 16IN 5FT R6 SILVER SLEEVE INSULATION | | |

# R8 Silver Sleeve Insulation



- Insulation Value: R8
- Operating Temperature: -20 to +250° F
- Vapor Transmission: .05 perm
- Easy Installation

| STD PKG | U/M | BERCOR NUMBER | DESCRIPTION | PC-1 L/CTN | PC-2 F/CTN |
|---|---|---|---|---|---|
| 9 | EA | 48916 | 11000806 6IN 5FT R8 SLEEVE INSULATION | | |
| 9 | EA | 48921 | 11000807 7IN 5FT R8 SLEEVE INSULATION | | |
| 9 | EA | 48917 | 11000808 8IN 5FT R8 SLEEVE INSULATION | | |
| 9 | EA | 48922 | 11000809 9IN 5FT R8 SLEEVE INSULATION | | |
| 9 | EA | 48918 | 11000810 10IN 5FT R8 SLEEVE INSULATION | | |
| 9 | EA | 48919 | 11000812 12IN 5FT R8 SLEEVE INSULATION | | |
| 6 | EA | 48920 | 11000814 14IN 5FT R8 SLEEVE INSULATION | | |
| 6 | EA | 48923 | 11000816 16IN 5FT R8 SLEEVE INSULATION | | |

## Polypropylene Woven Duct Strap

This webbed duct strap possesses high tensile and abrasion resistance.
It is chemical resistant. Use for flex duct. It is easy to cut and staple to joists.

| STD PKG | U/M | BERCOR NUMBER | DESCRIPTION | PC-1 L/CTN | PC-2 F/CTN |
|---|---|---|---|---|---|
| 8 | EA | 77056 | 710-103 3IN NOMINAL SILVER WEB/300FT RL | | |
| 24 | EA | 77062 | 710-101 1 3/4IN NOMINAL SILVER WEB/300FT RL | | |

## Hanger Straps

Versatile and economical 24 gauge hanger strap material is available in 1-1/2 inch x 10 feet sizes. There are 10 pieces or 100 feet in an easy to handle bundle. Cut to length as needed on the job for hanging residential or commercial pipe or duct.



**Priced Per CFT**

| STD PKG | U/M | BERCOR NUMBER | DESCRIPTION | PC-1 EACH |
|---|---|---|---|---|
| 100 | FT | 15852 | 1200 1 1/4IN X 10FT GALV HANGER STRAP BNDLD | |

## 923 Pipe Hangers

Position one end of hanger firmly against joist. Tap other end into opposite joist with hammer.



**50 Per Carton, Sold Full Carton Only**

| STD PKG | U/M | BERCOR NUMBER | DESCRIPTION | PC-1 L/CTN | PC-2 F/CTN |
|---|---|---|---|---|---|
| 50 | EA | 10666 | 923 15 1/4IN PIPE HANGER | | |
| 25 | EA | 10777 | 923 17 1/2IN GLV PIPE HANGER BNDL | | |

## 924 Construction Angle

### Stud Hanger



- Heavy gauge galvanized steel
- 20" L x 1-1/2"W
- Prepunched holes for easy mounting

**50 Per Carton, Sold Full Carton Only**

| STD PKG | U/M | BERCOR NUMBER | DESCRIPTION | PC-1 L/CTN | PC-2 F/CTN |
|---|---|---|---|---|---|
| 50 | EA | 10796 | 924 1 1/4X1 1/2X20 GALV STUD SUPPORT | | |

## 924-SP and 924-60 Stud Frame Angles

**924-SP**

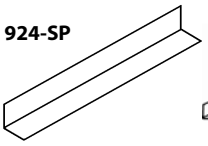

**924-60**

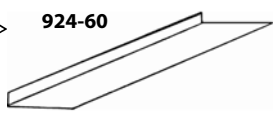

**924-SP**
Use to cross brace studs when floor openings are cut for vertical supply or return openings. Cut the length of angle needed to span the cavity and nail one to each side of the studs.

**924-60**
60 in. long x 1-3/4 in. wide with a 3/8 in. 90 degree flange on one side.

| STD PKG | U/M | BERCOR NUMBER | DESCRIPTION | PC-1 L/CTN | PC-2 F/CTN |
|---|---|---|---|---|---|
| 20 | EA | 10684 | 924-SP 2X2X96 GALVANIZED ANGLE | | |
| 10 | EA | 10687 | 924-60 3/8X1 3/4 24GA STUD FRAME ANGLE | | |

# Basset Brackets


A-150


AT-150


BH-8/BH-9


DS-3

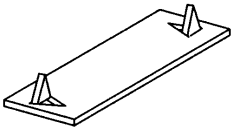
618-501


FHA

**A-150** brackets are for heating, air conditioning, refrigeration, and plumbing . . . wherever ducts or pipes are installed between joists. 12" to 19".
**AT-150** Basset brackets with screw tabs allow for easy installation into the center section of "I" joists.
**BH-8:** 8" duct hanger for cold air return ducts. (Allows for installation flush with floor joists).
**BH-9:** 9" duct hanger for warm air supply ducts. (Allows for 1" spacing below floor joists). Hangers are made of 18 gauge galvanized steel.

**DS-3 Duct Strap**
Self-nailing hanger for all square ducts running below the joists. 18 gauge galvanized steel.
**618-501 Stud Guard**
One hammer blow will sink the two barbs to hold the support for nailing.
**FHA-200, 300, and 400** stud plates available in 18 to 24" lengths to reinforce top plate when notched for vertical DWV and air duct installations. Galvanized steel.

## Brackets, Hangers, Straps, and Stud Guard

| STD PKG | U/M | BERCOR NUMBER | DESCRIPTION | PC-1 EACH |
|---|---|---|---|---|
| 50 | EA | 13379 | A-150 BASSET BRACKET | |
| 50 | EA | 13384 | AT-150 TAB BRACKET | |
| 100 | EA | 13386 | BH-8 8" SQ DUCT HANGER | |
| 100 | EA | 13387 | BH-9 9" SQ DUCT HANGER | |
| 100 | EA | 13378 | DS-3 BASSET DUCT STRAP | |
| 1 | BOX | 13392 | 618-501 1-1/2X6 STUD GUARD(100/BOX) | |

## Stud Plates

| Gauge | STD PKG | U/M | BERCOR NUMBER | DESCRIPTION | PC-1 L/CTN | PC-1 F/CTN |
|---|---|---|---|---|---|---|
| 16 | 50 | EA | 13393 | FHA-400-2416 1-1/2W X 24L FHA STUD PLATE | | |
| 18 | 25 | EA | 13394 | FHA-300-1818 3W X 18L FHA STUD PLATE | | |
| 18 | 50 | EA | 13395 | FHA-200 1-1/2W X 18L FHA STUD PLATE | | |

# 441 Solid PVC Pipe

## Heat/Air Duct for Underground Installation

The 441 Heat/Air Duct system utilizes polyvinyl chloride (PVC) tubing, Type SDR 81, for underground duct in heating and cooling ducting systems. Use with ZIPP-R PVC fittings, connectors, and plenums for a compatible, economical, complete underground system.

- PVC Heat/Air Duct shall be installed underground or in and under concrete slabs only.
- PVC Heat/Air Duct shall not be installed in exposed applications or in above-ground applications.
- PVC Heat/Air Duct maximum linear loading shall be in accordance with the manufacturer's recommendations.
- PVC Heat/Air Duct maximum duct temperature should be 150° F.
- PVC Heat/Air Duct shall be installed in conformance with the manufacturer's instructions.
- BOCA approved for underground installation. Research report No. 83.33.

| Pipe Size Inches | Temporary Load in Lbs./Ft. | Permanent Load in Lbs./Ft. |
|---|---|---|
| 10 to 12 | 790 | 690 |
| 6 to 8 | 1375 | 1060 |

### 441 PVC Pipe

| STD PKG | U/M | BERCOR NUMBER | DESCRIPTION | PC-1 EACH |
|---|---|---|---|---|
| 10 | FT | 25891 | 441-B 6INX10FT BELL-END SOLID PVC | |
| 10 | FT | 25892 | 441-B 8INX10FT BELL-END SOLID PVC | |
| 10 | FT | 25893 | 441-B 10INX10FT BELL-END SOLID PVC | |
| 10 | FT | 25894 | 441-B 12INX10FT BELL-END SOLID PVC | |

### PVC Tape and Paint

| | | | | |
|---|---|---|---|---|
| 24 | EA | 23598 | 2220 PVC WHITE PRESS SENS TAPE | |
| 12 | EA | 23601 | 2230 ZIPP-R WHITE PLAS PAINT | |

# 540 PVC Duct

## Corrosion Resistant, Lightweight, and Strong



### Gauge of PVC

- 3" to 8": 26 GA
- 9" to 14": 24 GA
- 16" to 22": 22 GA
- 24" to 28": 20 GA
- 30" to 36": 18 GA

| STD PKG | U/M | BERCOR NUMBER | DESCRIPTION | PC-1 EACH |
|---|---|---|---|---|
| 10 | FT | 23572 | 540 4IN 10FT PVC DUCT | |
| 10 | FT | 23573 | 540 5IN 10FT PVC DUCT | |
| 10 | FT | 23574 | 540 6IN 10FT PVC DUCT | |
| 10 | FT | 23575 | 540 7IN 10FT PVC DUCT | |
| 10 | FT | 23576 | 540 8IN 10FT PVC DUCT | |
| 10 | FT | 23578 | 540 10IN 10FT PVC DUCT | |
| 10 | FT | 23579 | 540 12IN 10FT PVC DUCT | |
| 10 | FT | 23580 | 540 14IN 10FT PVC DUCT | |
| 10 | FT | 23581 | 540 16IN 10FT PVC DUCT | |
| 10 | FT | 23582 | 540 18IN 10FT PVC DUCT | |
| 10 | FT | 23586 | 540 26IN 10FT PVC DUCT | |

# PVC Accessories


**500 Register**


**501 Register**


**502 90°**


**503 End Boot**


**505 45°**


**520 90° Elbow**


**529 Starting**


**530 45° Angle**


**545 Y Branch**


**599 Collar**

## 500 Register Perimeter Tee

| STD PKG | U/M | BERCOR NUMBER | DESCRIPTION | PC-1 EACH |
|---|---|---|---|---|
| 12 | EA | 23486 | 500 2 1/4X12 ON 8 PVC TEE | |
| 12 | EA | 23489 | 500 2 1/4X12 ON 14 PVC TEE | |
| 12 | EA | 23492 | 500 2 1/4X14 ON 10 PVC TEE | |
| 12 | EA | 23487 | 500 4X10 ON 6 PVC TEE | |
| 12 | EA | 23502 | 500 4X14 ON 8 PVC TEE | |
| 12 | EA | 23503 | 500 4X14 ON 10 PVC TEE | |
| 6 | EA | 23505 | 500 4X14 ON 14 PVC TEE | |
| 12 | EA | 23608 | 500 4X12X14 PVC REGISTER TEE CTN | |

## 501 Register Saddles

| | | | | |
|---|---|---|---|---|
| 12 | EA | 23517 | 501 2 1/4X12 PVC SADDLE | |
| 12 | EA | 23514 | 501 2 1/4X14 PVC SADDLE | |
| 12 | EA | 23521 | 501 4X10 PVC SADDLE | |
| 12 | EA | 23522 | 501 4 X 12 PVC SADDLE | |

## 502 90 Degree Register Boot

| | | | | |
|---|---|---|---|---|
| 12 | EA | 23530 | 502 2 1/4X12X6 PVC BOOT | |
| 12 | EA | 23531 | 502 2 1/4X14X6 PVC REGISTER BOOT | |
| 12 | EA | 23529 | 502 2 1/4X12X8 PVC REGISTER BOOT | |
| 12 | EA | 23537 | 502 2 1/4X14X8 PVC REGISTER BOOT | |
| 12 | EA | 23535 | 502 4X10X8 PVC REGISTER BOOT CTN | |
| 12 | EA | 23532 | 502 4X12X8 PVC REGISTER BOOT CTN | |
| 12 | EA | 23536 | 502 4X14X8 PVC REGISTER BOOT CTN | |
| 12 | EA | 23538 | 502 4X10X6 PVC BOOT | |
| 12 | EA | 23544 | 502 4X12X6 PVC BOOT | |

## 503 End Boot

| | | | | |
|---|---|---|---|---|
| 12 | EA | 23549 | 503 2 1/4X10X6 PVC BOOT | |
| 12 | EA | 23550 | 503 2 1/4X12X6 PVC BOOT | |
| 12 | EA | 23552 | 503 2 1/4X14X6 PVC BOOT | |
| 12 | EA | 23554 | 503 2 1/4X14X8 PVC BOOT | |
| 12 | EA | 21047 | 503SP 3 1/4X10X6 PVC END BOOT W/6IN RISE | |
| 12 | EA | 23558 | 503 4X10X6 PVC BOOT | |
| 12 | EA | 23564 | 503 4X12X6 PVC BOOT | |
| 12 | EA | 23562 | 503 4X12X8 PVC BOOT | |

## 505 45 Degree Register Saddle

| | | | | |
|---|---|---|---|---|
| 12 | EA | 23633 | 505 4X12 PVC OFFSET SADDLE | |

***Continued on the Following Page***

***Continued from the Previous Page***

## 520 Elbows

| STD PKG | U/M | BERCOR NUMBER | DESCRIPTION | PC-1 EACH |
|---|---|---|---|---|
| 12 | EA | 23222 | 520 5IN PVC ELBOW | |
| 12 | EA | 23223 | 520 6IN PVC ELBOW | |
| 12 | EA | 23224 | 520 7IN PVC ELBOW | |
| 12 | EA | 23225 | 520 8IN PVC ELBOW | |
| 12 | EA | 23226 | 520 9IN PVC ELBOW | |
| 12 | EA | 23227 | 520 10IN PVC ELBOW | |
| 8 | EA | 23228 | 520 12IN PVC ELBOW | |
| 1 | EA | 23229 | 520 14IN PVC ELBOW | |
| 1 | EA | 23230 | 520 16IN PVC ELBOW | |
| 1 | EA | 23232 | 520 20IN PVC ELBOW | |

## 529 Starting Collars

| | | | | |
|---|---|---|---|---|
| 24 | EA | 23398 | 529 6IN PVC STARTING COLLAR | |
| 24 | EA | 23400 | 529 8IN PVC STARTING COLLAR | |
| 24 | EA | 23401 | 529 10IN PVC STARTING COLLAR | |
| 12 | EA | 23402 | 529 12IN PVC STARTING COLLAR | |

## 530 Angles

| | | | | |
|---|---|---|---|---|
| 24 | EA | 23246 | 530 4IN PVC ANGLE | |
| 24 | EA | 23248 | 530 6IN PVC ANGLE | |
| 24 | EA | 23249 | 530 7IN PVC ANGLE | |
| 24 | EA | 23250 | 530 8IN PVC ANGLE | |
| 24 | EA | 23251 | 530 9IN PVC ANGLE | |
| 24 | EA | 23252 | 530 10IN PVC ANGLE | |
| 12 | EA | 23253 | 530 12IN PVC ANGLE | |
| 1 | EA | 23254 | 530 14IN PVC ANGLE | |
| 1 | EA | 23257 | 530 20IN PVC ANGLE | |

## 545 Y Branch

| | | | | |
|---|---|---|---|---|
| 12 | EA | 23270 | 545 8X6X6 PVC Y BRANCH | |
| 12 | EA | 23272 | 545 10X8X8 PVC Y BRANCH | |

## 599 Collar Saddle

| | | | | |
|---|---|---|---|---|
| 12 | EA | 23467 | 599 6X10IN PVC COLLAR SADDLE | |
| 12 | EA | 23468 | 599 6X12IN PVC COLLAR SADDLE | |
| 12 | EA | 23469 | 599 6X14IN PVC COLLAR SADDLE | |
| 12 | EA | 23475 | 599 8X10IN PVC COLLAR SADDLE | |
| 12 | EA | 23476 | 599 8X12IN PVC COLLAR SADDLE | |
| 12 | EA | 23477 | 599 8X14IN PVC COLLAR SADDLE | |
| 12 | EA | 23479 | 599 8X18IN PVC COLLAR SADDLE | |

# PVC Tees



550



551

- 3"-12" tees will be supplied as smooth flow, straight, or reducing.
- 14"-20" will be supplied as smooth flow straight only (A=B=C) either a No. 580 or No. 581 reducer must be used if a reducing tee is needed.
- 22"-36" will be supplied as straight barrel tee, stub size will be supplied as ordered. A No. 580 or No. 581 must be used to reduce barrel. A No. 533 connector must be used to connect barrel to pipe.

### 550 90° Tees

| STD PKG | U/M | BERCOR NUMBER | DESCRIPTION | PC-1 EACH |
|---|---|---|---|---|
| 12 | EA | 23275 | 550 6X6X6 PVC TEE | |
| 12 | EA | 23282 | 550 8X8X8 PVC TEE | |
| 6 | EA | 23287 | 550 9X9X9 PVC TEE | |
| 6 | EA | 23288 | 550 10X10X10 PVC TEE | |
| 6 | EA | 23292 | 550 12X12X12 PVC TEE | |
| 1 | EA | 23299 | 550 16X16X16 PVC TEE | |
| 1 | EA | 23300 | 550 18X18X18 PVC TEE | |
| 1 | EA | 23301 | 550 20X20X20 PVC TEE | |
| 1 | EA | 23306 | 550 36X36X36 PVC TEE | |

### 551 45° Tee

| | | | | |
|---|---|---|---|---|
| 12 | EA | 23313 | 551 8X6X6 PVC TEE | |
| 12 | EA | 23314 | 551 8X8X6 PVC TEE | |
| 6 | EA | 23318 | 551 10IN PVC TEE | |
| 6 | EA | 25359 | 551 10X8X8 PVC TEE | |
| 3 | EA | 23321 | 551 12IN PVC TEE | |
| 3 | EA | 23323 | 551 14IN PVC TEE | |
| 1 | EA | 23325 | 551 16IN PVC TEE | |

# PVC Reducers and Connectors



580



581



533

### 580 Reducer

| STD PKG | U/M | BERCOR NUMBER | DESCRIPTION | PC-1 EACH |
|---|---|---|---|---|
| 12 | EA | 23374 | 580 8X6 PVC REDUCER | |

### 581 Tapered Reducer

| | | | | |
|---|---|---|---|---|
| 12 | EA | 23413 | 581 8X6 PVC TAPERED REDUCER | |
| 12 | EA | 23416 | 581 10X8 PVC TAPERED REDUCER | |
| 12 | EA | 23425 | 581 12X8 PVC TAPERED REDUCER | |
| 12 | EA | 23427 | 581 12 X 10 TAPERED REDUCER | |

### 533 Connectors

| | | | | |
|---|---|---|---|---|
| 12 | EA | 23441 | 533 5IN PVC CONN | |
| 12 | EA | 23442 | 533 6IN PVC CONN | |
| 12 | EA | 23444 | 533 8IN PVC CONN | |
| 12 | EA | 23445 | 533 9IN PVC CONN | |
| 12 | EA | 23446 | 533 10IN PVC CONN | |
| 12 | EA | 23447 | 533 12IN PVC CONN | |
| 12 | EA | 23448 | 533 14IN PVC CONN | |
| 12 | EA | 23449 | 533 16IN PVC CONN | |
| 12 | EA | 23450 | 533 18IN PVC CONN | |
| 12 | EA | 23451 | 533 20IN PVC CONN | |
| 1 | EA | 23452 | 533 22IN PVC CONN | |
| 1 | EA | 23453 | 533 24IN PVC CONN | |

# 560 PVC End Cap



560 PVC End Caps fit tight to provide a positive seal. To meet F.H.A. approvals, hardcast is required at all joints.

| STD PKG | U/M | BERCOR NUMBER | DESCRIPTION | PC-1 EACH |
|---|---|---|---|---|
| 12 | EA | 23346 | 560 6IN PVC END CAP | |
| 12 | EA | 23347 | 560 7IN PVC END CAP | |
| 12 | EA | 23348 | 560 8IN PVC END CAP | |
| 12 | EA | 23350 | 560 10IN PVC END CAP | |
| 12 | EA | 23351 | 560 12IN PVC END CAP | |
| 12 | EA | 23352 | 560 14IN PVC END CAP | |
| 1 | EA | 23354 | 560 18IN PVC END CAP | |

## PVC Furnace Plenums

22 gauge, 4 mil. outside, 1 mil. inside, polyvinyl coated. Meets F.H.A. and B.O.C.A. requirements for underground applications.

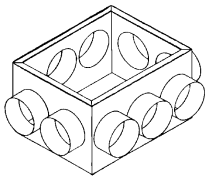

| STD PKG | U/M | BERCOR NUMBER | DESCRIPTION | PC-1 EACH |
|---|---|---|---|---|
| 1 | EA | 23625 | 651 16X16-8 RUN PVC PLENUM | |
| 1 | EA | 23626 | 651 16X20-10 RUN PVC PLENUM | |

## 1097 Fresh Air Intake



| STD PKG | U/M | BERCOR NUMBER | DESCRIPTION | PC-1 L/CTN | PC-2 F/CTN |
|---|---|---|---|---|---|
| 12 | EA | 13172 | 1097 6IN AIR INTAKE | | |
| 12 | EA | 13174 | 1097 8IN AIR INTAKE | | |

## 190 Vertical Draft Diverter



| STD PKG | U/M | BERCOR NUMBER | DESCRIPTION | PC-1 L/CTN | PC-2 F/CTN |
|---|---|---|---|---|---|
| 6 | EA | 13268 | 190 4IN VERT DIVERTER | | |
| 6 | EA | 13269 | 190 5IN VERT DIVERTER | | |
| 6 | EA | 13270 | 190 6IN VERT DIVERTER | | |
| 4 | EA | 13271 | 190 7IN VERT DIVERTER | | |
| 4 | EA | 13272 | 190 8IN VERT DIVERTER | | |
| 1 | EA | 13274 | 190 10IN VERT DIVERTER | | |

## 191 Horizontal Draft Diverter

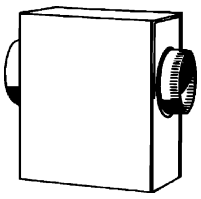

| STD PKG | U/M | BERCOR NUMBER | DESCRIPTION | PC-1 L/CTN | PC-2 F/CTN |
|---|---|---|---|---|---|
| 6 | EA | 13287 | 191 3IN HORIZ DIVERTER | | |
| 6 | EA | 13288 | 191 4IN HORIZ DIVERTER | | |

# Group 2 Air Movement, Ventilation, and Motors

Group 2 Air Movement, Ventilation, and Motors


Bathroom Ventilation..... 2 - 1
Dryer Ventilation..... 2 - 9
Whole House Ventilation..... 2 - 11
Residential and Light Commercial Building Ventilation..... 2 - 13
Light Commercial and Industrial Exhaust Fans..... 2 - 14
Commercial Ceiling Fans..... 2 - 24
In-Line Venting Systems..... 2 - 25
Louvers and Dampers..... 2 - 29
Refrigeration Motors..... 2 - 30
HVAC Motors..... 2 - 35
Blowers and Parts..... 2 - 56
Belts and Sheaves..... 2 - 58

# BROAN Bathroom Ventilators

## Fan Only



670



676

### 670 and 671 Deluxe Fans—Ceiling or Wall Installtion

Housing: 8 x 8-1/4". Includes damper/duct connector. Fits 3" round duct. Grille: 10 x 10-9/16". Lifetime-lubricated, motor guaranteed for five years. U.L. listed for over bathtubs and showers when connected to a GFCI protected branch circuit.

- **670:** 50 CFM, 3.5 sones.
- **671:** 70 CFM, 6.0 sones.

### 688 Economy Fans—Ceiling or Wall Installation

Molded plastic impellers, two-pole motors, 8" x 8-1/4" x 3-3/4" housing. New snap-in plastic grille. Damper/duct connector fits 3" round duct. U.L. listed for use over bathtubs and showers when connected to GFCI protected branch circuit.

- **688:** 50 CFM, 4.0 sones.

### 676 and 684—Ceiling Installation

Centrifugal blower wheel, 4-pole 1500 RPM motor for high performance at low sound level. Quiet plastic damper. Handsome 11-1/8" x 10-5/8 plastic grille. 8" x 8-1/4" x 5-3/4" high housing. Damper/duct connector fits 4" duct. U. L. listed of ruse over bathtubs and showers when connected to CFCI protected branch circuit.

- **676:** 110 CFM, 4.0 sones.
- **684:** 80 CFM, 2.5 sones.

| STD PKG | U/M | BERCOR NUMBER | DESCRIPTION | PC-1 EACH |
|---|---|---|---|---|
| 1 | EA | 64005 | 671 70 CFM 6.0 SONES BROAN FAN | |
| 1 | EA | 64027 | 676 110 CFM 4.0 SONES BROAN FAN | |
| 1 | EA | 64028 | 684 80 CFM 2.5 SONES BROAN FAN | |
| 1 | EA | 64029 | 688 50 CFM 4.0 SONES BROAN FAN | |
| 1 | EA | 64031 | 670 50 CFM 3.5 SONES BROAN FAN | |

# BROAN Bathroom Ventilators

## Fan with Light



Compact units provide ventilator and 100 watt light capacity in one unit (bulb not included).

- Damper/duct connector for 4" round duct included.
- U.L listed for use over bathtubs and showers when connected to a GFCI protected branch connection.
- 11-1/8" x 10-5/8"' molded plastic grille and shatter- resistant lens.
- 8" x 8-1/4" x 5-3/4" high housing.
- **678:** 50 cfm, 2.5 sones.
- **679:** 70 cfm, 3.5 sones

| STD PKG | U/M | BERCOR NUMBER | DESCRIPTION | PC-1 EACH |
|---|---|---|---|---|
| 1 | EA | 64026 | 678 50 CFM 2.5 SONES BROAN FAN/LIGHT | |
| 1 | EA | 64030 | 679 70 CFM 3.5 SONES BROAN FAN/LIGHT | |

# BROAN InVent™ Bathroom Ventilators



A80L

- FoldAway™ Mounting Ears are precisely positioned for new construction and fold flat for room-side retrofits
- TrueSeal™ Damper Technology reduces air leakage by up to 50% resulting in better home performance
- EzDuct™ connector enables room-side installation without attic access
- LED Lighting offers greater energy efficiency and longevity



AE80BL



A110

| STD PKG | U/M | BERCOR NUMBER | DESCRIPTION | PC-1 EACH |
|---|---|---|---|---|
| 1 | EA | 64038 | A80 80 CFM 2.0 SONES BROAN FAN | |
| 1 | EA | 64039 | A110 110 CFM 3.0 SONES BROAN FAN | |
| 1 | EA | 64040 | A70L 70 CFM 2.0 SONES BROAN FAN/LIGHT | |
| 1 | EA | 64041 | A80L 80 CFM 1.0 SONES BROAN FAN/LIGHT | |
| 1 | EA | 64045 | A110L 110 CFM 1.3 SONES BROAN FAN/LIGHT | |
| 1 | EA | 64051 | AE80BL 80 CFM 1.0 SONES BROAN FAN/ LED LIGHT | |

# BROAN QTR Bathroom Fans



- Extremely quiet operation.
- Designed for easy installation.
- Motor engineered for continuous operation.
- UL listed for use over tub/shower with GFCI circuit.
- Duct Connector: 4"
- Housing: 11-1/4" x 10-3/8" x 7-5/8" Fits: 2" x 8" construction.
- Grille Dimensions: Fan: 13" x 14".

| STD PKG | U/M | BERCOR NUMBER | DESCRIPTION | PC-1 EACH |
|---|---|---|---|---|
| 1 | EA | 64022 | QTR 080 1.0 SONE 80 CFM BROAN FAN | |
| 1 | EA | 64023 | QTR 110 1.5 SONE 110 CFM BROAN FAN | |
| 1 | EA | 64282 | QTRE 080 0.8 SONE 80 CFM BROAN FAN | |
| 1 | EA | 64283 | QTRE 110 1.2 SONE 110 CFM BROAN FAN | |

# BROAN QTXE Bathroom Fans and Fan/Lights



**Fan Only**



**Fan with Light**

- Nearly silent operation.
- 6 inch ducting for superior performance.
- Designed to meet Energy Star standards.
- Models with lights inclue energy efficient 26 watt fluorescent bulb.
- 4 watt nightlight on lighted models.
- Motor engineered for continuous operation.
- UL listed for use over tub/shower with GFCI Circuit.
- Housing: 11-1/4" x 10-3/8" x 7-5/8" Fits 2" x 8" construction.
- Grille Dimension: Fan: 14" x 15" Fan/Light: 13-3/8" x 14-1/4"

| STD PKG | U/M | BERCOR NUMBER | DESCRIPTION | PC-1 EACH |
|---|---|---|---|---|
| 1 | EA | 64008 | QTXE 080 .4 SONE 80 CFM BROAN FAN | |
| 1 | EA | 64009 | QTXE 080FLT .4 SONE 80 CFM BROAN FAN/LIGHT | |
| 1 | EA | 64016 | QTXE 110 1.1 SONE 110 CFM BROAN FAN | |
| 1 | EA | 64018 | QTXE 110FLT 1.1 SONE 110 CFM BROAN FAN/LIGHT | |

# BROAN Bathroom Ventilator

## Fan with Heat and Light



1300 watt heater with metal blower wheel for efficient, even heat distribution, plus 100 watt light capacity in one compact unit (bulb not included). Two separate motors for heater and ventilator. Attractive 16-3/4" x 10-5/8" molded plastic grille and shatter-resistant lens.

Built-in damper/duct connector fits 4" round duct. 14-1/4" x 8-1/4" x 5-3/4" high housing. U.L. Listed for use over bathtubs and showers when connected to a GFCI protected branch circuit.

- 70 CFM
- 4.0 sones

| STD PKG | U/M | BERCOR NUMBER | DESCRIPTION | PC-1 EACH |
|---|---|---|---|---|
| 1 | EA | 64025 | 655 70 CFM 4.0 SONES BROAN HEATER/FAN/LIGHT | |

# BROAN Lo-Sone® Commercial Ventilators



### L100, L150, L200, and L300 Ceiling Mount Ventilators

Single, impact resistant centrifugal blower wheel driven by low RPM motor. 12-1/2" x 12-1/2" x 11-3/4" high housing. Low profile white polymeric grille (14" x 14"). Built-in backdraft damper. 120V

**L100:** Horizontal Discharge 109 CFM, 0.9 Sones; Vertical Discharge 112 CFM, 1.0 Sones; 6" round duct.

**L150:** Horizontal Discharge 157 CFM, 1.5 Sones; Vertical Discharge 160 CFM, 1.6 Sones; 6" round duct.

**L200:** Horizontal Discharge 210 CFM, 1.7 Sones; Vertical Discharge 207 CFM, 2.0 Sones; 8" round duct.

**L300:** Horizontal Discharge 308 CFM, 2.9 Sones; Vertical Discharge 313 CFM, 3.0 Sones; 8" round duct.

### L500 Ceiling Mount Ventilator

Two impact resistant centrifugal blower wheels driven by low RPM motor with a 21-1/2" x 12-1/4" x 11-3/4" high housing. Sturdy, low profile metal grille finished with painted white enamel (21" x 14"). Discharges horizontally or vertically through 4-1/2" x 18-1/2" duct connector. 120V.

**L500:** Horizontal Discharge 514 CFM, 3.3 Sones; Vertical Discharge 512 CFM, 3.2 Sones.

| STD PKG | U/M | BERCOR NUMBER | DESCRIPTION | PC-1 EACH |
|---|---|---|---|---|
| 1 | EA | 64056 | L100 LO-SONE SELECT FAN | |
| 1 | EA | 64057 | L150 LO-SONE SELECT FAN | |
| 1 | EA | 64058 | L200 LO-SONE SELECT FAN | |
| 1 | EA | 64059 | L300 LO-SONE SELECT FAN | |
| 1 | EA | 64060 | L500 LO-SONE SELECT FAN | |

# BROAN Ultra™ Pro Series Fans and Fan/Lights

## Fast, Easy, Universal Installation



Fans



Fan/Lights

### Ultra Quick Installation

- Up to 60% faster in retrofits with no attic access required
- Up to 20% faster in new construction
- Works in any type of joist or truss system

### Quiet Operation

- QStream technology features air flow-smoothing baffles to reduce turbulence.
- QFlow technology removes the duct damper from the airstream to reduce static pressure and noise when open. When closed it provides a surface-to-surface seal to prevent backdrafts.

### Features

- Energy Star qualified
- UL listed for tub/shower
- White polymeric grille finish

| Model No. | Duct Size (In.) | CFM | Sones | Light/ Night Light | Housing Dimensions W x L x H (In.) | Grille Dimensions L x W (In.) | Amps |
|---|---|---|---|---|---|---|---|
| RB80 | 4 | 80 | <0.3 | — | 11-3/8 x 10-1/2 x 7-5/8 | 13 x 14 | 0.3 |
| RB110 | 4 | 110 | 0.6 | — | 11-3/8 x 10-1/2 x 7-5/8 | 13 x 14 | 0.9* |
| RB80L | 4 | 80 | <0.3 | 2-18W GU24/4W | 11-3/8 x 10-1/2 x 7-5/8 | 13 x 13-3/4 | 0.3 |
| RB110L | 4 | 110 | 0.8 | 2-18W GU24/4W | 11-3/8 x 10-1/2 x 7-5/8 | 13 x 13-3/4 | 0.9* |

*Total connected load

### Single-Speed Fans

| STD PKG | U/M | BERCOR NUMBER | DESCRIPTION | PC-1 EACH |
|---|---|---|---|---|
| 1 | EA | 64212 | RB80 80 CFM ULTRA PRO BROAN FAN | |
| 1 | EA | 64214 | RB110 110 CFM ULTRA PRO BROAN FAN | |

### Single-Speed Fan/Lights

| | | | | |
|---|---|---|---|---|
| 1 | EA | 64213 | RB80L 80 CFM ULTRA PRO BROAN FAN W/LIGHT | |
| 1 | EA | 64215 | RB110L 110 CFM ULTRA PRO BROAN FAN W/LIGHT | |

# BROAN Ultra™ Series Fans and Fan/Lights



**Fans**



**Fan/Lights**

- Ultra Smart™ Control Technology enables these fans to maintain their powerful operation even at high static pressures, and supply the required air movement levels for whole-house ventilation while meeting the spot ventilation needs of a bathroom.
- The Ultra Silent™ Sound Technology surpasses the ASHRAE 62.2 standard by measuring a barely audible 0.3 sones or less.
- The Ultra Green™ DC Motor Technology meets Energy Star® CFM-per-watt requirements and in some cases are nearly 10 times more efficient.
- The Ultra Quick™ Installation Technology has exclusive features such as a telescoping mounting frame with pre-installed screws, snap-in housing, snap-in blower and an inside-out mounting duct connector. It offers expandable mounting frame design which adjusts from 14" to 24" wide and fits any type of joist, I-joist or truss construction.
- Ultra Lucent™ Lighting Technology ensures even lighting, maximizing the lumen output per watt of the bulb.

| Model No. | Duct Size (In.) | CFM | Constant CFM Range | Sones | Light/ Night Light | Housing Dimensions W x L x H (In.) | Grille Dimensions L x W (In.) | Amps |
|---|---|---|---|---|---|---|---|---|
| XB80 | 6 | 80 | — | <0.3 | — | 11-3/8 x 10-1/2 x 7-5/8 | 13 x 14 | 0.1 |
| XB110 | 6 | 110 | — | | — | | 13 x 14 | 0.2 |
| XB80L | 6 | 80 | — | | 2-18W GU24/4W | | 13 x 13-3/4 | 0.7 |
| XB110L | 6 | 110 | — | | 2-18W GU24/4W | | 13 x 13-3/4 | 0.9 |
| ZB80(M) | 6 | 80 | 30-80 | | — | | 13 x 14 | 0.1 |
| ZB110 (M) | 6 | 110 | 30-110 | | — | | 13 x 14 | 0.2 |
| ZB80(M)L | 6 | 80 | 30-80 | | 2-18W GU24/4W | | 13 x 13-3/4 | 0.8 |
| ZB110(M)L | 6 | 110 | 30-110 | | 2-18W GU24/4W | | 13 x 13-3/4 | 0.9 |

## Single-Speed Fans

| STD PKG | U/M | BERCOR NUMBER | DESCRIPTION | PC-1 EACH |
|---|---|---|---|---|
| 1 | EA | 64216 | XB80 80 CFM ULTRA BROAN FAN | |
| 1 | EA | 64217 | XB110 110 CFM ULTRA BROAN FAN | |
| 1 | EA | 64218 | XB80L 80 CFM ULTRA BROAN FAN W/LIGHT | |
| 1 | EA | 64219 | XB110L 110 CFM ULTRA BROAN FAN W/LIGHT | |

## Multi-Speed Fans

| | | | | |
|---|---|---|---|---|
| 1 | EA | 64220 | ZB80 30/80 CFM MULTISPEED ULTRA BROAN FAN | |
| 1 | EA | 64221 | ZB110 30/110 CFM MULTISPEED ULTRA BROAN FAN | |
| 1 | EA | 64222 | ZB80L 30/80 CFM MULTISPEED ULTRA BROAN FAN W/LIGHT | |
| 1 | EA | 64223 | ZB110L 30/110 CFM MULTISPEED ULTRA BROAN FAN W/LIGHT | |

## Multi-Speed Fans with Motion Sensor

| | | | | |
|---|---|---|---|---|
| 1 | EA | 64224 | ZB80M 30/80 CFM MULTISPEED ULTRA FAN W/MOTION SENSOR | |
| 1 | EA | 64225 | ZB80ML 30/80 CFM MULTISPEED ULTRA FAN W/MOTION & LIGHT | |
| 1 | EA | 64226 | ZB110M 30/110 CFM MULTISPEED ULTRA FAN W/MOTION SENSOR | |
| 1 | EA | 64227 | ZB110ML 30/110 CFM MULTISPEED ULTRA FAN W/MOTION & LIGHT | |

# BROAN Ventilation Accessories


639


641


643


885BL


441


BD6


472


MD6TU


437/634


636


57W


66W


ACCGSFHP2

### 639, 641, 643, and 885 Wall Caps

Built-in bird screen (except 643). 639 has a spring-loaded backdraft damper and 641 has a built-in backdraft damper.

- The **639** and **885** have a steel baked black enamel finish.
- The **641** and **643** have an aluminum natural finish.

### 441 Wall Cap, 10" Round

- 13" square mounting collar x 2-1/4" deep
- Bird screen included

### BD6 Pressure Relief Damper

- Includes wall cap and collar, 6".

### MD6TU Automatic Make-up Damper

- Sensor installs directly to exhaust duct from range hood
- Ganged dampers open and close simultaneously
- 6" round

### 472 Reducer and Damper

- Reduces from 10" round duct to 8" round duct.
- Includes damper.

### 437, 634 and 636 Roof Jacks

- Built-in backdraft damper with bird screen.
- Steel baked black enamel finish.

### 57W Electronic Variable-Speed Control

- 120V, 3 amps, fits single-gang box.
- Rotary dial for selection of fan speed and sound level.
- Use with all Broan fans within Amp rating except Models 670, 678, 682, 688, 689, and ceiling paddle fans.

### 66W Fan-Heat-Light Control

- Three independent, 120V, 60 cycle 15 A circuits.
- Fits single gang box.
- For all Broan heaters and fans within Amp ratings.
- 66W white with plastic wall plate.

### ACCGSFHP2 HEPA Prefilter Kit

- For use with whole house ventilators GSEH3K, GSFH1K, GSHH3K, and GSVH1K

### Wall Caps

| For Use With | STD PKG | U/M | BERCOR NUMBER | DESCRIPTION | PC-1 EACH |
|---|---|---|---|---|---|
| 3-1/4" x 10" Duct | 1 | EA | 64000 | 639 3-1/4X10 DUCT BROAN WALL CAP | |
| 6" Round Duct | 1 | EA | 64032 | 641 6' RD DUCT BROAN WALL CAP(ALUM FINISH) | |
| 8" Round Duct | 1 | EA | 64091 | 643 8" RD ALUMINUM WALL CAP | |
| 3" to 4" Round Duct | 6 | EA | 64090 | 885BL 3"-4" RD DUCT BROAN WALL CAP W/B-SCREEN | |
| 10" Round Duct | 1 | EA | 64021 | 441 10" RD ALUMINUM WALL CAP W/GRAVITY DAMPER | |

### Dampers

| | | | | | |
|---|---|---|---|---|---|
| 6" Round Duct | 1 | EA | 64049 | BD6 BROAN PRESSURE RELIEF DAMPER | |
| 471 Fan | 1 | EA | 64004 | 472 BROAN REDUCER & DAMPER | |
| Any Broan Range Hood | 1 | EA | 64020 | MD6TU AUTOMATIC MAKE UP AIR DAMPER | |

### Roof Jack

| | | | | | |
|---|---|---|---|---|---|
| High performance blower system | 1 | EA | 64068 | 437 10" HIGH CAP ROOF JACK TO 1200 CFM | |
| 3-1/4" x 10" or up to 8" Round Duct | 1 | EA | 64007 | 634 3-1/4X10/8 RD DUCT BROAN ROOF JACK | |
| 3" or 4" Round Duct | 1 | EA | 64013 | 636 3/4" RD DUCT BROAN ROOF JACK | |

### Controls

| | | | | | |
|---|---|---|---|---|---|
| For all Broan fans max. 20 amps | 1 | EA | 64006 | 57W BROAN SOLID STATE CONTROL | |
| For all Broan fans max. 20 amps | 1 | EA | 64001 | 66W BROAN HTR-FAN-LIGHT CONTROL | |

### HEPA Prefilter Kit

| | | | | | |
|---|---|---|---|---|---|
| Broan HEPA filtration units | 1 | EA | 64006 | 57W BROAN SOLID STATE CONTROL | |

# BROAN Ceiling Fans



502



504, 505

### Model 502
270 CFM, 7.0 sones, 10" fan. Polymer grille 13-1/2" sq. can be painted. Steel housing 13-7/8" x 16-3/4" x 3-1/4"; installs easily between ceiling joists or wall studs. Built-in damper. Fits 3-1/4" x 10" duct. Mounting brackets with keyhole slots adjustable to 24" span. Side discharge.

### Model 504
350 CFM, 6.5 sones, 10" fan. Rubber motor mounts prevent vibration for quiet operation. Polymer Grille 13-1/2" sq. can be painted to match any decor. Steel housing 10-1/4" dia. x 7" (does not include damper). Use with 10" duct or use Broan Model 472 reducer/damper for 8" duct. Mounting brackets with keyhole slots adjustable to 24" span. 10" fan, 10" discharge opening.

### Model 505
180 CFM, 4.5 sones, 8" fan. Polymer grille 11-1/4" sq. can be painted to match any decor. Steel housing 8-1/4" dia. x 7" with built-in damper. Fits 8" duct. Mounting brackets with keyhole slots adjustable to 24" span. 8" discharge opening.

| STD PKG | U/M | BERCOR NUMBER | DESCRIPTION | PC-1 EACH |
|---|---|---|---|---|
| 1 | EA | 64015 | 502 270 CFM 8.0 SONES SIDE DISCHARGE BROAN FAN | |
| 1 | EA | 64010 | 504 350 CFM 6.5 SONES VERTICAL DISCHARGE FAN | |
| 1 | EA | 64014 | 505 180 CFM 5.5 SONES VERTICAL DISCHARGE BROAN FAN | |

# BROAN Wall Fans



### Model 507
250 CFM, 5.0 sones, 8" fan white polymer 11-1/4" sq. grille can be painted. Specially designed high performance fan blade. Pull chain opens door, turns on fan. No wall switch to wire. Adjusts for walls from 4-1/2" to 9-1/2" thick.



### Model 508
270 CFM, 6.0 sones, 10" fan. 13-1/2" sq. grille. Motor and fan assembly offers fast, easy "Twist-Lock" installation and 4-pole motor. White polymer grille, 13-1/2" sq., can be painted. Steel housing 10-3/8" diameter with 14-1/4" square outside flange.

### Model 509
180 CFM, 5.0 sones. 8" wall fan. Grille 11-1/2" sq. Housing 8-3/8" dia. All other features same as model 508.

| STD PKG | U/M | BERCOR NUMBER | DESCRIPTION | PC-1 EACH |
|---|---|---|---|---|
| 1 | EA | 64012 | 507 250 CFM 7.0 SONES CHAIN OPERATED WALL FAN | |
| 1 | EA | 64011 | 508 270 CFM 8.0 SONES CHAIN OPERATED WALL FAN | |
| 1 | EA | 64024 | 509 180 CFM 6.5 SONES DIRECT DISCHARGE WALL FAN | |

# 3840 Undereave Bath Fan Vent



The 3840 with screen is used as an undereave outlet for venting bath fans to the outside in housing applications. It increases efficiency in all heating and air conditioning applications. This vent features 360° rotation, easy installation and long term durability.

| STD PKG | U/M | BERCOR NUMBER | DESCRIPTION | PC-1 EACH |
|---|---|---|---|---|
| 96 | EA | 13635 | 3840WH EAVE VENT HOOD W/SCREEN | |

# TD MIXVENT Series In-line Fans

## For Round Duct



### Model 100

Single-phase, 120V 60 Hz, shaded pole induction asynchronous motor. Includes two direct speed connections and is suitable for voltage speed control.

- Self-lubricating sleeve bearings
- Suitable for working airstreams up to 104° F
- Class II electrical insulation
- IP 44 protection
- Class B motor insulation
- Safety auto reset Thermal Overload Protection
- ABS plastic impeller blades

### Models 150, 200, and 250

Single-phase induction asynchronous motor, with permanent capacitor and external rotor constructed of die cast aluminum. Includes two direct speed connections and are suitable for voltage speed control.

- Class I electrical insulation
- IP 44 protection
- Thermal Overload Protection
- **Models 150 and 200** have ABS plastic impeller blades
- **Models 250 and 315** have metal impeller blades

| Model | Nom. RPM | Volts | Max. Watts | Speed | 0* | .125* | .25* | .375* | .5* | .75* | 1.0* | Max. SP | Duct Dia. (In.) |
|---|---|---|---|---|---|---|---|---|---|---|---|---|---|
| TD 100 | 2431 | 120 | 23 | LS | 97 | 81 | 51 | — | — | — | — | .4 | 4 |
| | 2516 | 120 | 26 | HS | 101 | 85 | 57 | — | — | — | — | .4 | 4 |
| TD 150 | 1709 | 120 | 54 | LS | 218 | 193 | 163 | 128 | 105 | 24 | — | .8 | 6 |
| | 2289 | 120 | 65 | HS | 293 | 273 | 250 | 227 | 206 | 131 | 35 | 1.15 | 6 |
| TD 200 | 2322 | 120 | 139 | LS | 476 | 422 | 373 | 317 | 260 | 40 | — | 1.38 | 8 |
| | 2781 | 120 | 184 | HS | 538 | 495 | 458 | 418 | 367 | 190 | 10 | 1.625 | 8 |
| TD-250 | 2400 | 115 | 162 | LS | 541 | 475 | 418 | 355 | 295 | 218 | 170 | 2.03 | 10 |
| | 3200 | 115 | 241 | HS | 754 | 715 | 680 | 640 | 606 | 520 | 405 | 2.53 | 10 |
| TD-315 | 2000 | 115 | 208 | LS | 751 | 670 | 845 | 420 | 285 | 190 | 130 | 1.62 | 12.4 |
| | 2500 | 115 | 335 | HS | 1050 | 990 | 932 | 850 | 770 | 600 | 420 | 2.95 | 12.4 |

*CFM v Static Pressure (SP) WG (In.)

| STD PKG | U/M | BERCOR NUMBER | DESCRIPTION | PC-1 EACH |
|---|---|---|---|---|
| 1 | EA | 26646 | TD-100 4" INLINE 100CFM MIXED FLOW DUCT FAN | |
| 1 | EA | 26647 | TD-150 6" INLINE 293 CFM MIXED FLOW DUCT FAN | |
| 1 | EA | 26648 | TD-200 8" INLINE 538 CFM MIXED FLOW DUCT FAN | |
| 1 | EA | 26639 | TD-250 10" INLINE 754 CFM MIXED FLOW DUCT FAN | |
| 1 | EA | 26636 | TD-315 12.4" INLINE 1050 CFM MIXED FLOW DUCT FAN | |

# TD-SILENT In-Line Fans

## For Round Duct



The TD-SILENT is manufactured in reinforced plastic. Sound waves are directed through the perforated inner skin and absorbed by a layer of sound insulation. Rubber gaskets on the inlet and outlet also help to absorb vibrations.

**Models 150S and 200S** feature single-phase induction asynchronous motors, with permanent capacitor and external rotor in die cast aluminum. Direct two-speed connections are included.

- Suitable for working airstreams up to 140° F
- Thermal overload protection
- Class B motor insulation
- "Sealed For Life" ball bearings
- Five year limited warranty
- UL listed
- Energy Star qualified

| Model No. | Duct Dia. (In) | Nom. RPM | Volts | Max. Watts | Speed | CFM v Static Pressure (SP) in. W.C. | | | | | | | Max. SP | Max Operating Temp. (° F) | Weight (Lbs) |
|---|---|---|---|---|---|---|---|---|---|---|---|---|---|---|---|
| | | | | | | 0" | 0.125" | 0.25" | 0.375" | 0.5" | 0.75" | 1.0" | | | |
| TD-150S | 6" | 2200 | 120 | 55 | LS | 239 | 209 | 181 | 154 | 120 | 62 | – | 0.95 | 140 | 13.2 |
| | 6" | 2700 | 120 | 65 | HS | 333 | 315 | 286 | 271 | 257 | 178 | 77 | 1.2 | 140 | 13.2 |
| TD-200S | 8" | 2000 | 120 | 115 | LS | 409 | 367 | 333 | 306 | 271 | 183 | 46 | 1.2 | 140 | 19.2 |
| | 8" | 2200 | 120 | 122 | HS | 530 | 503 | 472 | 443 | 415 | 349 | 204 | 1.2 | 140 | 19.2 |

| STD PKG | U/M | BERCOR NUMBER | DESCRIPTION | PC-1 EACH |
|---|---|---|---|---|
| 1 | EA | 26637 | TD-150S 6" INLINE 333 CFM SILENT MIXED FLOW DUCT FAN | |
| 1 | EA | 26638 | TD-200S 8" INLINE 530 CFM SILENT MIXED FLOW DUCT FAN | |

## Standard Exhaust Kit



**KIT-TD100 Includes**
- 1 TD100 exhaust fan
- 1 plastic round grill (PG-100)
- 1 exterior louvered grill (PER-100W)
- Integral mounting bracket

| STD PKG | U/M | BERCOR NUMBER | DESCRIPTION | PC-1 EACH |
|---|---|---|---|---|
| 1 | EA | 26649 | KIT-TD100 4" INLINE 101 CFM MIXED FLOW DUCT FAN KIT | |

## Deluxe Exhaust Kit



**KIT-TD150-DV Includes**
- 1 TD150 exhaust fan
- 2 plastic round grills (PG-150)
- 1 exterior louvered grill (PER-150W)
- 1 Y-fitting (SY-6)
- Integral mounting bracket

| STD PKG | U/M | BERCOR NUMBER | DESCRIPTION | PC-1 EACH |
|---|---|---|---|---|
| 1 | EA | 26650 | KIT-TD150-DV 6" INLINE 293 CFM MIXED FLOW DELUXE FAN KIT | |

## SWF Sidewall Fan Series



The SWF Series' outdoor rated exterior housing provides easy access from the outside of a building or dwelling. This makes the SWF a great solution for installations where attic space or easy indoor access is difficult and not suitable for traditional PV style in-line mounting. Designed for direct connection in-line with standard diameter round ducting.

| STD PKG | U/M | BERCOR NUMBER | DESCRIPTION | PC-1 EACH |
|---|---|---|---|---|
| 1 | EA | 26656 | SWF-100 4" SIDEWALL CENTRIFUGAL FAN | |

## Clothes Dryer Exhaust Booster Kit



- In-line centrifugal duct fan
- Totally enclosed motor
- 5-year limited warranty

**Kit Includes**
- PV-100x duct boosting fan (142 CFM)
- Fan mounting bracket
- Integrated air pressure sensing switch with electronic cycle timing board

| STD PKG | U/M | BERCOR NUMBER | DESCRIPTION | PC-1 EACH |
|---|---|---|---|---|
| 1 | EA | 26642 | PV-100XPS PV-100X DRYER BOOSTER W/PRESS SWITCH | |

# Accessories


BOC-100


PG Series


CAR Series


2525.5 UL 5 AMP


EPBT-60


SPT-100X

### PG Series Premium Grilles

**PG-100:** 4" plastic grille with 4" steel collar
**PG-150:** 6" plastic grille with 6" steel collar

### CAR Series Backdraft Dampers

Backdraft dampers are designed with galvanized steel collars and have lightweight aluminum damper blades. They are spring loaded for positive closure.

### Grilles

| STD PKG | U/M | BERCOR NUMBER | DESCRIPTION | PC-1 EACH |
|---|---|---|---|---|
| 1 | EA | 26640 | BOC-100 4" INTAKE GRILLE W/COLLAR | |
| 1 | EA | 26643 | PG-100 4" INTAKE GRILL W/ STEEL COLLAR | |
| 1 | EA | 26644 | PG-150 6" INTAKE GRILL W/ STEEL COLLAR | |

### CAR Series Backdraft Dampers

| | | | | |
|---|---|---|---|---|
| 1 | EA | 26651 | CAR-100 4" STEEL BACKDRAFT DAMPER | |
| 1 | EA | 26652 | CAR-150 6" STEEL BACKDRAFT DAMPER | |
| 1 | EA | 26653 | CAR-200 8" STEEL BACKDRAFT DAMPER | |
| 1 | EA | 26654 | CAR-250 10" STEEL BACKDRAFT DAMPER | |
| 1 | EA | 26655 | CAR-315 12.4" STEEL BACKDRAFT DAMPER | |

### Miscellaneous Controls

| | | | | |
|---|---|---|---|---|
| 1 | EA | 26485 | 2525.5UL 5 AMP ROTARY SPEED CONTROL | |
| 1 | EA | 26645 | EPBT-60 ELECTRONIC PUSH BUTTON TIMER | |
| 1 | EA | 26641 | SPT-100X PRESSURE SWITCH | |

# Dryer Vent Products


VC4


VF


VU4

| STD PKG | U/M | BERCOR NUMBER | DESCRIPTION | PC-1 L/CTN | PC-2 F/CTN |
|---|---|---|---|---|---|
| 27 | EA | 13640 | 1080 VF-405 4X5 WHITE VINYL DUCTING | | |
| 50 | EA | 13651 | 1080 VC3 3IN FLEX HOSE CLAMP | | |
| 24 | EA | 13643 | 1080 PH-24 4IN WIDE PLASTIC VENT HOOD | | |
| 100 | EA | 13652 | 1080 VC4 4IN FLEX HOSE CLAMP | | |
| 1 | EA | 13642 | 1080 VF-350 3X50 WHITE VINYL DUCTING | | |
| 1 | EA | 13650 | 1080 VF-450 4X50 WHITE VINYL DUCTING | | |
| 1 | EA | 13649 | 1080 VF-420 4X20 WHITE VINYL DUCTING | | |
| 12 | EA | 13648 | 1080 VU4-24 4IN ALUM VENT HOOD BULK | | |

## DBX1000 Plastic Dryer Vent Box



- Made of high impact polystyrene.
- Snap on trim ring helps eliminate extra drywall, caulking and paint repairs.
- Each box has knockouts for direct venting, down venting, and up venting.
- Comes with knockouts for gas pipe on top and bottom of the box.
- Box can be rotated to accommodate any type of venting.
- White
- Can also be used behind gas stoves to recess the gas hose connection.
- Comes with two straps to help attach the box to both studs.
- You must use a metal dryer box (see DB1000M) in multi-family construction over 3 stories; the DBX1000 plastic dryer vent box can be used in single family and multi-family residential construction.
- UL recognized component.

| STD PKG | U/M | BERCOR NUMBER | DESCRIPTION | PC-1 EACH |
|---|---|---|---|---|
| 10 | EA | 55720 | DBX1000 2X4 DRYER BOX | |
| 10 | EA | 55721 | DBX1000 2X6 DRYER BOX | |
| 10 | EA | 55723 | DBX-2.001 PLASTIC TRIM RING | |

## DB1000M Metal Dryer Vent Box



- Eliminates costly back end drywall and paint repairs
- Reduces lint build up that can result in fire and property damage
- Allows the dryer vent hose to be properly recessed and increase airflow
- Helps with dryer efficiency
- Eliminates the kinked hose behind the dryer
- Metal dryer vent box must be used in multi-familty construction over 3 stories: The DBX1000 plastic dryer vent box can be used in single family and multi-family residential construction

| STD PKG | U/M | BERCOR NUMBER | DESCRIPTION | PC-1 EACH |
|---|---|---|---|---|
| 10 | EA | 55722 | DBXMT METAL TRIM RING | |
| 10 | EA | 55725 | DBX1000M 2X4 METAL DRYER BOX | |
| 10 | EA | 55726 | DBX1000M 2X6 METAL DRYER BOX | |

## Louvered Dryer Vent



| STD PKG | U/M | BERCOR NUMBER | DESCRIPTION | PC-1 EACH |
|---|---|---|---|---|
| 12 | EA | 13630 | 650-012 4IN WHITE DRYER VENT | |
| 12 | EA | 13631 | 650-023 4IN BROWN DRYER VENT | |
| 12 | EA | 13638 | 650-016 4IN WHITE ASSEMBLED LOUVERED VENT | |

# BROAN 72W Variable Speed Control

## For Whole House Ventilation Models 2230 and 2236



- Positive on/off action: infinitely adjustable air speed/sound level
- 120V, 6 amps
- Fits single-gang box
- Built-in radio noise suppressor
- White

| STD PKG | U/M | BERCOR NUMBER | DESCRIPTION | PC-1 EACH |
|---|---|---|---|---|
| 1 | EA | 64048 | 72W VARIABLE SPEED CONTROL | |

# BROAN 345SOBK Attic Ventilator

## Surface Mount, Solar Powered, Black



- 28-watt solar panel captures sunlight from dawn to dusk and efficiently converts it into electric power and provides 537 Maximum CFM
- 12" diameter, one-piece aluminum 5-blade fan is pitched for maximum air flow to keep the living area cooler, extend the life of the air conditioner, and save energy and money
- Compact base footprint means fewer shingles to cut for easier, faster installation
- Low profile, integrated design for an attractive, unobtrusive addition to your roof without the need for props or pivoting stands
- Rugged, tempered glass solar panel withstands large hail and won't delaminate
- Housing is a molded design of UV-stabilized, color-dyed, rugged ABS plastic that withstands hail and resists fading
- Housing frame features positive stops to "seat" the dome for fast, easy installation
- Direct-current, variable voltage motor is dynamically balanced for superior performance and silent operation
- Includes stainless steel fasteners and galvanized steel brackets for durability and corrosion resistance, and aluminum, heavy-gauge screen to keep out insects, animals or birds without impeding airflow

| STD PKG | U/M | BERCOR NUMBER | DESCRIPTION | PC-1 EACH |
|---|---|---|---|---|
| 1 | EA | 64230 | 345SOBK SURFACE MOUNT BLACK SOLAR POWERED ATTIC VENTILATOR | |

## Ventamatic Whole House Fan



- Two-speed, direct-drive permanent split capacitor, electric motor is thermally protected for safety.
- Balanced, aluminum, four-blade fan assembly is attached directly to the shaft of the motor.
- Powder coated finish, steel venturi for enhanced durability.
- Newly designed, joist-in/joist-out shutter design.
- Pre-painted, universal automatic shutter has 95% plus air closure.
- Steel motor struts virtually eliminate vibration.
- Ten year, limited warranty on all parts.
- UL Listed

| STD PKG | U/M | BERCOR NUMBER | DESCRIPTION | PC-1 1-5 | PC-2 6-9 | PC-3 10 |
|---|---|---|---|---|---|---|
| 1 | EA | 22507 | CX 302DD-WT DD 29.5X32.25 RGH OPENING WHOLE HOUSE FAN WITH SHUTTER | | | |

## Ventamatic Gable Mount Power Attic Ventilator
### and Automatic Gable Shutter



### Model VX2515 Ventilator

- 60 Hz thermally protected motor
- Adjustable thermostat with built-in safety features
- Two year limited warranty



### Model VX1818 Shutter

- For use with SVG-EE, VX2515, VX2516
- High impact, one-piece ABS Cycolac® frame
- Individually felt-padded .020-gauge aluminum louvers for quiet operation
- May be installed recessed or flush
- Two year limited warranty

| Model No. | Mounting Style | Motor Amps | Volts | CFM | Fan Size (In.) | Attic Size (Sq. Ft.) | Intake Vent Area (Net Sq. In.) |
|---|---|---|---|---|---|---|---|
| VX2515 | Gable | 1.9 | 115 | 1,300 | 14 | Up to 1,850 | 600 |

| STD PKG | U/M | BERCOR NUMBER | DESCRIPTION | PC-1 1-5 | PC-2 6-9 | PC-3 10 |
|---|---|---|---|---|---|---|
| 1 | EA | 22495 | VX2515 1300 CFM GABLE MOUNT POWER VENT | | | |
| 1 | EA | 22501 | VX1818 GABLE MOUNT SHUTTER | | | |

## Ventamatic MaxxAir™ Heavy Duty Exhaust Fans



- PSC energy efficient thermally protected motors
- Flange has pre-drilled holes for easy installation
- Rolled flange edges for handling protection during installation
- Balanced 4-blade fan assembly totally enclosed for protection and OSHA compliance
- Integrated, precision-formed exterior shutters are draft-free
- Shutters open and close automatically
- Housing constructed of durable 20-gauge galvanized steel that won't rust
- Removable interior, OSHA compliant grille
- 1-year limited warranty

| Model No. | Blade Diameter (In) | Motor Amps | Volts | CFM | Rough Opening | Intake Vent Area (Net Sq. In.) |
|---|---|---|---|---|---|---|
| IF14 | 14 | 2.65 | 120 | 1400 | 17-1/4 x 17-1/4 | 576 |
| IF18 | 18 | 5.34 | 120 | 3000 | 20-3/4 x 20-3/4 | 936 |
| IF24 | 24 | 4.35 | 120 | 4100 | 28-1/4 x 28-1/4 | 1152 |

| STD PKG | U/M | BERCOR NUMBER | DESCRIPTION | PC-1 1-5 | PC-2 6-9 | PC-3 10 |
|---|---|---|---|---|---|---|
| 1 | EA | 22513 | IF14 14" 17.25 X 17.27 1400 CFM EXHAUST FAN | | | |
| 1 | EA | 22514 | IF18 18" 20.75 X 20.75 3000 CFM EXHAUST FAN | | | |
| 1 | EA | 22515 | IF24 24" 28.25 X 28.25 4100 CFM EXHAUST FAN | | | |

# Ventamatic Roof Mount Power Attic Ventilators



### Model VX1000
- 60 Hz. motor.
- Adjustable thermostat with built-in safety features.
- Venturi construction: galvanized steel.
- Suitable for up to 8/12 roof pitch.
- Two-year limited warranty.

### Model VX1000 Solar
- Included multi-crystal solar panel has 10 watt ouput, 25 ft power cord and 10-year limited warranty
- Thermostat not included

### Model VX2414
- 60 Hz. motor.
- Adjustable thermostat with built-in safety features.
- Venturi construction: galvanized steel.
- Suitable for up to 8/12 roof pitch.
- Two-year limited warranty on all parts.

### Model VXSVR
- 60 Hz. motor.
- Adjustable thermostat with built-in safety features.
- Venturi construction: galvanized steel.
- Suitable for up to 8/12 roof pitch.
- Limited five-year warranty.

| Model No. | Mounting Style | Motor Amps | Volts | CFM | Fan Size (In.) | Attic Size (Sq. Ft.) | Intake Vent Area (Net Sq. In.) |
|---|---|---|---|---|---|---|---|
| VX1000 | Roof | 1.9 | 115 | 1,080 | 14 | Up to 1,600 | 600 |
| VX2414 | Roof | 3.4 | 115 | 1,200 | 14 | Up to 1,700 | 600 |
| VX SVR | Roof | 5.1 | 115 | 1,600 | 14 | Up to 2,400 | 600 |

### Power Attic Ventilators

| STD PKG | U/M | BERCOR NUMBER | DESCRIPTION | PC-1 1-5 | PC-2 6-9 | PC-3 10 |
|---|---|---|---|---|---|---|
| 1 | EA | 22496 | VX1000AM 1080 CFM MILL POWER VENT | | | |
| 1 | EA | 22510 | VX1000SOLARM SOLAR ROOF MILL 1080 CFM POWER VENT | | | |
| 1 | EA | 22511 | VX1000SOLARWG SOLAR ROOF GRAY 1080 CFM POWER VENT | | | |
| 1 | EA | 22497 | VX2414AM 1200 CFM MILL POWER VENT | | | |
| 1 | EA | 22498 | VX2414AMWG 1200 CFM WEATHERED GRAY POWER VENT | | | |
| 1 | EA | 22499 | VXSVRAMWG 1600 CFM WEATHERED GRAY POWER VENT | | | |

### Accessories and Replacement Parts

| STD PKG | U/M | BERCOR NUMBER | DESCRIPTION | PC-1 EACH |
|---|---|---|---|---|
| 1 | EA | 22500 | XX DUO STAT HUMIDITY & TEMP CNTRL | |
| 1 | EA | 22502 | XX14 FBLD 14" FAN BLADE ASSEMBLY | |
| 1 | EA | 22503 | XX FIRESTAT 415 ADJUSTABLE T-STAT | |
| 1 | EA | 22504 | XE 401 VX2414 2515 3.4 AMP REPLACEMENT MOTOR | |
| 1 | EA | 22505 | XE 406 VXSVR REPLACEMENT MOTOR | |
| 1 | EA | 22509 | XE 404 2.1 AMP MOTOR | |
| 1 | EA | 22512 | XXSOLARSTAT SOLAR SWITCH. | |

# Ventamatic Wind Turbine Attic Ventilators



- Genuine factory replacement parts.
- Adjustable ring feature adapts to most existing base and riser.
- Maintenance-free, no-wear design.
- Easy to install, preassembled for assured performance.
- Limited lifetime warranty.

| STD PKG | U/M | BERCOR NUMBER | DESCRIPTION | PC-1 EACH |
|---|---|---|---|---|
| 1 | EA | 22506 | CX121BALMIL TURBINE VENT MILL FINISH | |

# LPD Centrifugal Roof/Sidewall Exhauster

## Low Profile Direct Drive



### Features

- Ultra low profile
- AMCA air and sound licensed
- UL 705 listed
- 5 year housing warranty
- Up to 140° airstream temperature
- Roof or sidewall mount

### Motor

- Unique external rotor design
- Permanently lubricated bearings
- 3 year motor warranty
- Internal thermal protection
- 100% speed controllable
- Totally enclosed and continuous duty

### Construction

- Aluminum construction
- Stainless steel exterior fasteners
- Backward curved centrifugal wheel
- Aluminum birdscreen
- Conduit wiring chase
- Service disconnect switch
- Precision balanced to ISO Standard 1940

### Performance

| Model No. | 0* | 1/8* | 1/4 * | 3/8* | 1/2 * | 5/8* | 3/4 * | 1* | 1-1/4* | 1-1/2* | 1-3/4* | RPM (Nom.) | Max Motor Watts/Amps | Sones @ 1/2" |
|---|---|---|---|---|---|---|---|---|---|---|---|---|---|---|
| LPD081 | 387 | 358 | 331 | 303 | 275 | 245 | 222 | 178 | 138 | 98 | 63 | 2775 | 115/1.0 | 11.9 |

* CFM As Static Pressure

### Dimensions

| Model No. | Roof Opening | Damper O.D. | Damper Bercor | 12" Mounting Curb O.D. | 12" Mounting Curb Bercor | Curb O.D. | Speed Control Bercor | Ship Wt. (Lbs.) |
|---|---|---|---|---|---|---|---|---|
| LPD081 | 11-3/4 | 11 | 26472 | 11-3/4 | 26471 | 14-3/4 | 26473 | 15 |

### Ventilator with TE Motor

| STD PKG | U/M | BERCOR NUMBER | DESCRIPTION | PC-1 EACH |
|---|---|---|---|---|
| 1 | EA | 26460 | LPD081AS LOW PRO DD R/W EXHAUSTER | |

# DB Centrifugal Roof Exhauster

## Downblast Belt Drive



### Construction

- Heavy-gauge aluminum for extra strength with prepunched mounting hole
- Neoprene isolators for reduction of vibration and sound
- Cover easily removed for quick access to motor compartment
- Water tight conduit tube for easy electrical connection from below roof
- Aluminum birdscreen and disconnect are included on standard models
- Stainless steel exterior fasteners

### Centrifugal Wheel

- All aluminum backward inclined wheel
- Nonoverloading for safe operation in ducted systems
- Statically and dynamically balanced for smooth operation

### Drives

- Sized for minimum 150% of drive horsepower
- Machined cast iron adjustable motor pulleys
- Adjustable base for belt tensioning
- Nonstatic oil resistant v-belts

### Motors

- Single speed open drip-proof are standard
- All motors are rated for continuous duty
- 182T and larger motors shipped unmounted for field installation
- Disconnect switch standard with single speed drip-proof motors

### Bearings

- Heavy-duty ball bearing type
- Prelubricated and permanently sealed

### Performance

| Model No. | Motor HP | Max. BHp | RPM | Sones @ 1/4 SP | 0 * | 1/8 * | 1/4 * | 3/8 * | 1/2 * | 5/8 * | 3/4 * | 1 * | 1-1/4 * |
|---|---|---|---|---|---|---|---|---|---|---|---|---|---|
| DB08 | 1/4 | 0.25 | 1700 | 11.2 | 1250 | 1176 | 1095 | 1002 | 900 | 785 | 634 | — | — |
| DB11 | 1/3 | 0.34 | 1685 | 13.5 | 1793 | 1704 | 1609 | 1510 | 1400 | 1281 | 1165 | 894 | 485 |
| DB12 | 1/2 | 0.53 | 1600 | 17.8 | 2399 | 2306 | 2209 | 2108 | 2001 | 1882 | 1760 | 1489 | 1109 |
| DB14 | 1/2 | 0.50 | 1225 | 15.2 | 2806 | 2705 | 2595 | 2474 | 2340 | 2183 | 1988 | 1408 | — |
| DB16 | 3/4 | 0.79 | 1155 | 16.7 | 4288 | 4084 | 3878 | 3648 | 3395 | 3125 | 2831 | 1980 | — |
| DB18 | 1 | 0.99 | 1165 | 21.0 | 4422 | 4276 | 4123 | 3957 | 3770 | 3570 | 3356 | 2824 | — |

*CFM at Static Pressure

| Model No. | Roof Opening | 12" Mounting Curb O.D. | 12" Mounting Curb Bercor | Damper O.D. | Damper Bercor | Ship Wt. (Lbs.) |
|---|---|---|---|---|---|---|
| DB08 | 11-1/2 | 14-3/4 | 26471 | 11 | 26472 | 80 |
| DB11, 12, 14 | 19-1/2 | 22-1/4 | 26474 | 18 | 26476 | 135 |
| DB16 | 19-1/2 | 22-1/4 | 26474 | 18 | 26476 | 145 |
| DB18 | 24-3/4 | 27-3/4 | 26475 | 24 | 26477 | 160 |

| STD PKG | U/M | BERCOR NUMBER | DESCRIPTION | PC-1 EACH |
|---|---|---|---|---|
| 1 | EA | 26449 | DB08MH1S 1/4HP BD DNBLST R/W EXHAUSTER | |
| 1 | EA | 26450 | DB11PH1S 1/3HP BD DNBLST R/W EXHAUSTER | |
| 1 | EA | 26451 | DB12QH1S 1/2 HP BD DNBLST R/W EXHAUSTER | |
| 1 | EA | 26452 | DB14QH1S 1/2HP BD DNBLST R/W EXHAUSTER | |
| 1 | EA | 26453 | DB16RH1S 3/4HP 115/208/230 SP BD DNBLST R/W EXHAUSTER | |
| 1 | EA | 26454 | DB18SH1S 1HP 115/208/(230) SP BD DNBLST R/W EXHAUSTER | |

# SDB Centrifugal Roof Exhauster

## Downblast Belt Drive



### Construction

- Heavy-gauge aluminum for extra strength with prepunched mounting hole
- Neoprene isolators for reduction of vibration and sound
- Cover easily removed for quick access to motor compartment
- Water tight conduit tube for easy electrical connection from below roof
- Aluminum birdscreen and disconnect are included on standard models
- Stainless steel exterior fasteners

### Centrifugal Wheel

- All aluminum backward inclined wheel
- Nonoverloading for safe operation in ducted systems
- Dynamically balanced for smooth operation

### Drives

- Sized for minimum 150% of drive horsepower
- Machined cast iron adjustable motor pulleys
- Adjustable base for belt tensioning
- Nonstatic oil resistant v-belts

### Motors

- Single speed open drip-proof are standard
- All motors are rated for continuous duty
- 182T and larger motors shipped unmounted for field installation
- Disconnect switch standard with single speed drip-proof motors

### Bearings

- Heavy-duty ball bearing type
- Prelubricated and permanently sealed

### Performance

| Model No. | Motor HP | Max. BHp | RPM | Sones @ 1/4 SP | 0 * | 1/8 * | 1/4 * | 3/8 * | 1/2 * | 5/8 * | 3/4 * | 1 * | 1-1/4 * |
|---|---|---|---|---|---|---|---|---|---|---|---|---|---|
| SDB08 | 1/4 | .26 | 1950 | 13.2 | 1051 | 1001 | 956 | 909 | 857 | 800 | 733 | — | — |
| SDB10 | 1/3 | .34 | 1750 | 14.8 | 1464 | 1411 | 1355 | 1294 | 1228 | 1158 | 1079 | 888 | — |
| SDB12 | 1/2 | .49 | 1750 | 16.0 | 1925 | 1860 | 1797 | 1731 | 1653 | 1569 | 1483 | 1296 | 1042 |
| SDB14 | 1/2 | .55 | 1400 | 15.9 | 2820 | 2714 | 2610 | 2504 | 2388 | 2255 | 2114 | 1714 | — |
| SDB16 | 3/4 | .78 | 1300 | 17.6 | 3707 | 3599 | 3482 | 3356 | 3228 | 3094 | 2952 | 2585 | — |

*CFM at Static Pressure

| Model No. | Roof Opening | 12" Mounting Curb O.D. | 12" Mounting Curb Bercor | Damper O.D. | Damper Bercor | Ship Wt. (Lbs.) |
|---|---|---|---|---|---|---|
| SDB08, 10 | 13-1/2 | 16-1/2 | 26401 | 12 | 26401 | 109 |
| SDB12 | 15-1/2 | 18-1/2 | 26479 | 14 | 26479 | 122 |
| SDB14 | 15-1/2 | 18-1/2 | 26479 | 14 | 26476 | 126 |
| SDB16 | 19-1/2 | 22-1/2 | 26476 | 18 | 26476 | 140 |

| STD PKG | U/M | BERCOR NUMBER | DESCRIPTION | PC-1 EACH |
|---|---|---|---|---|
| 1 | EA | 26413 | SDB08MH1S 1/4HP BD DNBLST R/W EXHAUSTER | |
| 1 | EA | 26437 | SDB10PH1S 1/3HP BD DNBLST R/W EXHAUSTER | |
| 1 | EA | 26415 | SDB12QH1S 1/2 HP BD DNBLST R/W EXHAUSTER | |
| 1 | EA | 26417 | SDB14QH1S 1/2HP BD DNBLST R/W EXHAUSTER | |
| 1 | EA | 26419 | SDB16RH1S 3/4HP 115/208/230 SP BD DNBLST R/W EXHAUSTER | |

# SDBD Centrifugal Roof Exhauster

## Downblast Direct Drive



### Construction

- Spun aluminum hood and skirt for weather protection and attractive appearance.
- Heavy-gauge motor support for rigidity and strength.
- Neoprene isolators for reduction of vibration and sound.
- Conduit passage for easy electrical connection from below roof.
- Aluminum birdscreen is standard.
- Stainless steel fasteners on exterior.

### Motors

- Motors are single speed, speed controllable and drip proof.
- All motors are rated for continuous duty.
- Disconnect is standard.
- Motors ship mounted as standard.

### Centrifugal Wheel

- All aluminum wheel.
- Backward-inclined for efficiency at higher static pressure.
- Non-overloading for safe operation in ducted systems.
- Curved blades for efficiency and quiet operation
- Dynamically balanced for smooth operation.

### Performance

| Model No. | Motor HP | Max. BHp | RPM | Sones @ 1/4 SP | 0 * | 1/8 * | 1/4 * | 3/8 * | 1/2 * | 5/8 * | 3/4 * | 1 * | 1-1/4 * |
|---|---|---|---|---|---|---|---|---|---|---|---|---|---|
| SDBD8 | 1/25 | 0.03 | 1150 | 5.7 | 610 | 527 | 420 | — | — | — | — | — | — |
| SDBD8 | 1/4 | 0.14 | 1750 | 10.0 | 940 | 893 | 838 | 783 | 719 | 641 | 534 | — | — |
| SDBD10 | 1/4 | 0.12 | 1150 | 7.5 | 982 | 896 | 792 | 666 | 470 | — | — | — | — |
| SDBD12 | 1/4 | 0.16 | 1150 | 8.0 | 1281 | 1176 | 1050 | 909 | 719 | 312 | — | — | — |
| SDBD12 | 1/2 | 0.41 | 1700 | 15.0 | 1902 | 1486 | 1565 | 1674 | 1592 | 1500 | 1401 | 1173 | 811 |

*CFM at Static Pressure

| Model No. | Roof Opening | 12" Mounting Curb O.D. | 12" Mounting Curb Bercor | Damper O.D. | Damper Bercor | Ship Wt. (Lbs.) |
|---|---|---|---|---|---|---|
| SDBD8 | 13-1/2 | 16-1/2 | 26407 | 12 | 26401 | 109 |
| SDBD10 | 13-1/2 | 16-1/2 | 26407 | 12 | 26401 | 109 |
| SDBD12 | 15-1/2 | 18-1/2 | 26409 | 14 | 26479 | 122 |

| STD PKG | U/M | BERCOR NUMBER | DESCRIPTION | PC-1 EACH |
|---|---|---|---|---|
| 1 | EA | 26490 | SDBD08HM1AS 1/25 HP DD DNBLST ROOF VENTILATOR | |
| 1 | EA | 26491 | SDBD08MH1AS 1/4 HP DD DNBLST ROOF VENTILATOR | |
| 1 | EA | 26492 | SDBD10MM1AS 1/4 HP DD DNBLST ROOF VENTILATOR | |
| 1 | EA | 26493 | SDBD12MM1AS 1/4 HP DD DNBLST ROOF VENTILATOR | |
| 1 | EA | 26494 | SDBD12QH1AS 1/2 HP DD DNBLST ROOF VENTILATOR | |

# RED Centrifugal Roof Exhauster

## Downblast Direct Drive



### Construction

- Curb cap has prepunched mounting holes for ease of installation
- Fan plate isolates motor compartment from contaminated exhaust air
- Spun aluminum hood and skirt for weather protection and attractive appearance
- Heavy-gauge motor support for rigidity and strength
- Neoprene isolators for reduction of vibration and sound
- Quick access to motor compartment for ease of maintenance
- Conduit passage for easy electrical connection from below roof
- Aluminum birdscreen and disconnect are included on standard models

### Centrifugal Wheel

- Non-overloading for safe operation in ducted systems
- Backward inclined wheels constructed of noncorrosive aluminum
- Dynamically balanced for smooth operation

### Speed Controllable Motors

- Standard motors are single speed, speed controllable and drip-proof
- All motors are rated for continuous duty
- Disconnect is standard with single speed drip-proof motors
- Motors ship mounted as standard

### Solid State Speed Control

Control is matched to the motor and blower wheel to allow continuous reduction in performance allowing adjustments of airflow for system balancing. CFM is reduced in direct proportion to motor speed reduction. Speed control is only available for 115 volt single phase. Exhauster performance can be controlled from the ventilated area.

**Performance**

| Model No. | Motor HP | Max. BHp | RPM | Sones @ 1/8 SP | 0* | 1/8 * | 1/4 * | 3/8* | 1/2 * | 5/8* | 3/4 * | 7/8* | 1* |
|---|---|---|---|---|---|---|---|---|---|---|---|---|---|
| RED08 | 1/25 | 0.04 | 1050 | 4.5 | 573 | 468 | 326 | — | — | — | — | — | — |
| | 1/10 | 0.12 | 1550 | 9.5 | 845 | 781 | 705 | 622 | 523 | 398 | 251 | — | — |
| RED10 | 1/4 | 0.27 | 1600 | 12.4 | 1436 | 1348 | 1256 | 1155 | 1041 | 910 | 766 | 604 | 412 |
| RED12 | 1/2 | 0.52 | 1750 | 18.3 | 2352 | 2226 | 2104 | 1973 | 1832 | 1689 | 1562 | 1443 | 1324 |

* CFM at Static Pressure

| Model No. | Roof Opening | 12" Mounting Curb O.D. | 12" Mounting Curb Bercor | Damper O.D. | Damper Bercor | Speed Control Bercor | Ship Wt. (Lbs.) |
|---|---|---|---|---|---|---|---|
| RED08 | 11-3/4 | 14-3/4 | 26471 | 11 | 26472 | 26473 | 50 |
| RED10 | 11-3/4 | 14-3/4 | 26471 | 18 | 26472 | 26473 | 50 |
| RED12 | 19-1/4 | 22-1/4 | 26474 | 18 | 26476 | 26473<br>26478 | 120 |

| STD PKG | U/M | BERCOR NUMBER | DESCRIPTION | PC-1 EACH |
|---|---|---|---|---|
| 1 | EA | 26462 | RED08HM1AS 1/25HP DD DNBLST ROOF VENTILATOR | |
| 1 | EA | 26463 | RED10MH1AS 1/4HP DD DNBLST ROOF EXHAUSTER | |
| 1 | EA | 26464 | RED12QH1AS 1/2HP DD DNBLST ROOF EXHAUSTER | |

# TXD Centrifugal Roof/Sidewall Exhauster

## Upblast Direct Drive



### Construction

- Heavy-gauge aluminum housing and curb cap for strength and rigidity
- Stainless steel exterior fasteners
- Enclosed, ventilated motor compartment isolates motor from exhaust air
- Neoprene isolators for reduction of vibration and sound
- The motor compartment housing easily removes for complete maintenance access
- Water-tight conduit tube for easy electrical connection without having to wire through the breather tube
- Mounted disconnect is included on standard models

### Centrifugal Wheel

- Non-overloading backward inclined for safe operation in ducted systems
- Wheels constructed of noncorrosive aluminum
- Statically and dynamically balanced for smooth operation

### Speed Controllable Motors

- Standard motors are single speed, speed controllable and drip-proof
- All motors are rated for coninuous duty
- Disconnect is standard with single speed drip-proof motors
- Motors ship mounted as standard

### Solid State Speed Control

Control is matched to the motor and blower wheel to allow continuous reduction in performance allowing adjustments of airflow for system balancing. CFM is reduced in direct proportion to motor speed reduction. Speed control is only available for 115 volt single phase. Exhauster performance can be controlled from the ventilated area.

### Performance

| Model No. | Motor HP | Max. BHp | RPM | Sones @ 1/8 SP | 0* | 1/8 * | 1/4 * | 3/8* | 1/2 * | 5/8* | 3/4 * | 7/8* | 1* |
|---|---|---|---|---|---|---|---|---|---|---|---|---|---|
| TXD10 | 1/4 | 0.27 | 1650 | 14.7 | 1527 | 1460 | 1398 | 1325 | 1236 | 1129 | 1011 | 883 | 747 |
| TXD12 | 1/4 | 0.16 | 1140 | 9.6 | 1616 | 1487 | 1338 | 1161 | 983 | 760 | 462 | — | — |
| 1/2 | .055 | 1730 | 21.0 | 2453 | 2364 | 2281 | 2196 | 2097 | 1985 | 1867 | 1751 | 1638 | — |

*CFM at Static Pressure

| Model No. | Roof Opening | 12" Mounting Curb O.D. | 12" Mounting Curb Bercor | Damper O.D. | Damper Bercor | Speed Control Bercor | Ship Wt. (Lbs.) |
|---|---|---|---|---|---|---|---|
| TXD10 | 12 | 15 | 26471 | 11 | 26472 | 26473 | 73 |
| TXD12 | 19-1/4 | 22-1/4 | 26474 | 18 | 26476 | 26473<br>26478 | 115 |

| STD PKG | U/M | BERCOR NUMBER | DESCRIPTION | PC-1 EACH |
|---|---|---|---|---|
| 1 | EA | 26465 | TXD10RHULMH1AS 1/4HP DD UPBLAST R/W EXHAUSTER | |
| 1 | EA | 26466 | TXD12RHULMM1AS 1/4HP DD UPBLAST R/W EXHAUSTER | |
| 1 | EA | 26467 | TXD12RHULQH1AS 1/2HP DD UPBLAST ROOF EXHAUSTER | |

# STXD-RHUL Centrifugal Roof/Sidewall Exhauster

## Upblast Direct Drive, for General and Restaurant Applications



### Construction

- Heavy-gauge aluminum for extra strength with prepounched mounting holes
- Stainless steel exterior fasteners
- Enclosed, ventilated motor compartment isolates motor from exhaust air
- Neoprene isolators for reduction of vibration and sound
- The motor compartment housing easily removes for complete maintenance access
- Water-tight conduit tube for easy electrical connection
- Mounted disconnect is included on standard models

### Centrifugal Wheel

- Non-overloading backward inclined for safe operation in ducted systems
- Wheels constructed of noncorrosive aluminum
- Dynamically balanced for smooth operation

### Speed Controllable Motors

- Standard motors are single speed, speed controllable and drip-proof
- All motors are rated for coninuous duty
- Disconnect is standard with single speed drip-proof motors
- Motors ship mounted as standard

### Solid State Speed Control

Control is matched to the motor and blower wheel to allow continuous reduction in performance allowing adjustments of airflow for system balancing. CFM is reduced in direct proportion to motor speed reduction. Speed control is only available for 115 volt single phase. Exhauster performance can be controlled from the ventilated area

### Performance

| Model No. | Motor HP | Max. BHp | RPM | Sones @ 1/8 SP | 0* | 1/8 * | 1/4 * | 3/8* | 1/2 * | 5/8* | 3/4 * | 7/8* | 1* |
|---|---|---|---|---|---|---|---|---|---|---|---|---|---|
| STXD10 | 1/4 | .12 | 1150 | 7.7 | 979 | 886 | 777 | 657 | 452 | — | — | — | — |
| STXD12 | 1/4 | .15 | 1150 | 8.5 | 1284 | 1155 | 1031 | 883 | 701 | — | — | — | — |
| STXD12 | 1/2 | .40 | 1700 | 15.3 | 1918 | 1831 | 1751 | 1665 | 1574 | 1485 | 1387 | 1282 | 1168 |

*CFM at Static Pressure

| Model No. | Roof Opening (In) | 12" Mounting Curb O.D. (In) | 12" Mounting Curb Bercor | Damper O.D. (In) | Damper Bercor | Speed Control Bercor | Ship Wt. (Lbs.) |
|---|---|---|---|---|---|---|---|
| STXD10 | 13-1/2 | 16-1/2 | 26407 | 12 | 26401 | 26473 | 114 |
| STXD12 | 15-1/2 | 18-1/2 | 26409 | 14 | 26479 | 26473 (For 1/4 HP)<br>26478 (For 1/2 HP) | 118 |

| STD PKG | U/M | BERCOR NUMBER | DESCRIPTION | PC-1 EACH |
|---|---|---|---|---|
| 1 | EA | 26431 | STXD10RHULMM1AS 1/4HP DD UPBLAST R/W EXHAUSTER | |
| 1 | EA | 26433 | STXD12RHULMM1AS 1/4HP DD UPBLAST R/W EXHAUSTER | |
| 1 | EA | 26435 | STXD12RHULQH1AS 1/2HP DD UPBLAST ROOF EXHAUSTER | |

# STXB Centrifugal Roof Exhauster

## Upblast Belt Drive, for General and Restaurant Applications



### Construction

- Heavy-gauge aluminum housing with prepunched mounting holes
- Enclosed, ventilated motor/drive compartment isolates motor and drives from exhaust air
- The motor compartment housing easily removes for complete maintenance access
- Water-tight conduit tube for easy electrical connection
- External weather proof disconnect is included
- on standard models
- Stainless steel exterior fasteners

### Centrifugal Wheel

- All aluminum backward inclined wheel
- Dynamically balanced for smooth operation
- Non-overloading for safe operation in ducted systems

### Motors

- Single speed drip-proof motors are provided on standard models
- All motors are rated for continuous duty
- Disconnect switch is standard with single speed drip-proof motor

### Drives

- Sized for min. 150% of drive horsepower
- Machined cast iron adjustable motor pulleys
- Adjustable base for belt tensioning
- Static resistant v-belts

### Bearings

- Heavy-duty ball bearing type
- Prelubricated and permanently sealed

### Performance

| Model No. | Motor HP | Max. BHp | RPM | Sones @ 1/4 SP | 0* | 1/4 * | 1/2* | 3/4* | 1" | 1-1/4 * | 1-1/2* |
|---|---|---|---|---|---|---|---|---|---|---|---|
| STXB12 | 1/4 | 0.26 | 1450 | 11.8 | 1602 | 1417 | 1213 | 958 | — | — | — |
| STXB15 | 1/2 | 0.5 | 1250 | 13.3 | 2878 | 2644 | 2383 | 2079 | 1641 | — | — |
| STBX15 | 1 | 1.05 | 1600 | 21.0 | 3684 | 3510 | 3311 | 3107 | 2895 | 2638 | 2325 |

*CFM at Static Pressure

| Model No. | Roof Opening (In) | 12" Mounting Curb O.D. (In) | 12" Mounting Curb Bercor | Damper O.D. (In) | Damper Bercor | Ship Wt. (Lbs.) |
|---|---|---|---|---|---|---|
| STXB12 | 15-1/2 | 18-1/2 | 26409 | 14 | 26479 | 136 |
| STXB15 | 19-1/2 | 22-1/2 | 26411 | 18 | 26476 | 155 |

### Exhausters

| STD PKG | U/M | BERCOR NUMBER | DESCRIPTION | PC-1 EACH |
|---|---|---|---|---|
| 1 | EA | 26421 | STXB12RHULMH1S 1/4HP BD UPBLST R/W EXHAUSTER | |
| 1 | EA | 26425 | STXB15RHULQH1S 1/2HP BD UPBLST ROOF EXHAUSTER | |
| 1 | EA | 26427 | STXB15RHULSH1S 1HP 115/230-1 PHASE BD UPBLST R/W EXHAUSTER | |
| 1 | EA | 26429 | STXB15RHULSH3S 1HP 115/230-3 PHASE BD UPBLST R/W EXHAUSTER | |

### Accessories

| | | | | |
|---|---|---|---|---|
| 1 | EA | 26483 | 90005891-A GREASE BOX FOR TXB 8 - 16 | |

# TXB Centrifugal Roof Exhauster

## Upblast Belt Drive



### Construction

- Heavy-gauge aluminum housing and prepunched galvanized steel curb
- Enclosed, ventilated motor/drive compartment isolates motor and drives from exhaust air
- The motor compartment housing easily removes for complete maintenance access
- Water-tight conduit tube for easy electrical connection without having to wire through the breather tube
- External weather proof disconnect is included on standard models

### Centrifugal Wheel

- Non-overloading backward inclined for safe operation in ducted systems
- Heavy aluminum hub for extra strength
- Statically and dynamically balanced for smooth, quiet operation

### Motors

- Single speed drip-proof motors are provided on standard models
- All motors are rated for continuous duty
- Disconnect switch is standard with single speed drip-proof motor

### Drives

- Sized for minimum 150% of drive horse power
- Machined cast iron adjustable motor pulleys
- Adjustable base for belt tensioning
- Static resistant v-belt

### Bearings

- Heavy-duty cast pillow block ball bearing type
- Prelubricated with zerk fitting
- Designed for 200,000 hour average life

### Performance

| Model No. | Motor HP | Max. BHp | RPM | Sones @ 1/4 SP | 0* | 1/4 * | 3/8 * | 1/2* | 5/8* | 3/4* | 1 * | 1-1/4* |
|---|---|---|---|---|---|---|---|---|---|---|---|---|
| TXB12 | 1/4 | 0.24 | 1365 | 13.7 | 1507 | 1353 | 1281 | 1201 | 1107 | 996 | 703 | — |
| TXB15 | 1/2 | 0.50 | 1255 | 17.8 | 2733 | 2490 | 2361 | 2223 | 2074 | 1906 | 1462 | — |
| TXB15 | 1 | 1.02 | 1590 | 26 | 3463 | 3273 | 3175 | 3075 | 2972 | 2864 | 2631 | 2362 |
| TXB18 | 1-1/2 | 1.49 | 1350 | 24 | 4857 | 4630 | 4518 | 4406 | 4291 | 4169 | 3906 | 3621 |
| TXB20 | 1-1/2 | 1.60 | 1115 | 24 | 5974 | 5649 | 5477 | 5300 | 5116 | 4923 | 4470 | 3808 |

*CFM at Static Pressure

| Model No. | Roof Opening (In) | 12" Mounting Curb O.D. (n) | 12" Mounting Curb Bercor | Damper O.D. (In) | Damper Bercor | Ship Wt. (Lbs.) |
|---|---|---|---|---|---|---|
| TXB12, 15 | 19-1/4 | 22-1/2 | 26474 | 18 | 26476 | 93 |
| TXB18, 20 | 24-3/4 | 27-3/4 | 26475 | 24 | 26477 | 120 |

### Exhausters

| STD PKG | U/M | BERCOR NUMBER | DESCRIPTION | PC-1 EACH |
|---|---|---|---|---|
| 1 | EA | 26455 | TXB12RHULMH1S 1/4HP BD UPBLST R/W EXHAUSTER | |
| 1 | EA | 26456 | TXB15RHULQH1S 1/2HP BD UPBLST ROOF EXHAUSTER | |
| 1 | EA | 26457 | TXB15RHULSH1S 1HP 115/230-1 PHASE BD UPBLST R/W EXHAUSTER | |
| 1 | EA | 26487 | TXB15RHULSH3S 1HP 115/230-3 PHASE BD UPBLST R/W EXHAUSTER | |
| 1 | EA | 26458 | TXB18RHULTH1S 1-1/2HP 115/208/230V BD UPBLST R/W EXHAUSTER | |
| 1 | EA | 26459 | TXB20RHULTH1S 1-1/2HP 115/208/230V BD UPBLST R/E EXHAUSTER | |

### Accessories

| STD PKG | U/M | BERCOR NUMBER | DESCRIPTION | PC-1 EACH |
|---|---|---|---|---|
| 1 | EA | 26483 | 90005891-A GREASE BOX FOR TXB 8 - 16 | |

# CWD Centrifugal Sidewall Exhauster

## Direct Drive



### Construction

- Spun aluminum dome for weather protection and attractive appearance
- Ventilated motor compartment with motor out of air stream for long trouble-free service
- Dome easily removes for access to motor compartment
- Weather-tight construction with aluminum birdscreen
- Round duct connection provided at wheel inlet

### Centrifugal Wheel

- Non-overloading backward inclined for safe operation in ducted systems
- Statically and dynamically balanced for smooth, quiet operation

### Motors

- Speed controllable motors available on most models
- Single speed open drip-proof are standard
- Plug disconnect switch standard with single speed drip-proof motors

### Solid State Speed Control

Control is matched to the motor and blower wheel to allow continuous reduction in performance allowing adjustments of airflow for system balancing. CFM is reduced in direct proportion to motor speed reduction. Speed control is only available for 115 volt single phase. Exhauster performance can be controlled from the ventilated area.

### Specifications

| Model No. | Motor HP | Max. BHp | RPM | Sones @ 1/8 SP | 0* | 1/8* | 1/4 * | 3/8* | 1/2 * | 5/8* | 3/4 * | 7/8* | 1* |
|---|---|---|---|---|---|---|---|---|---|---|---|---|---|
| CWD12 | 1/4 | 0.26 | 1100 | 10.6 | 1583 | 1393 | 1195 | 995 | 813 | 618 | 410 | 193 | — |
| CWD14 | 1/2 | 0.50 | 1080 | 15.7 | 2585 | 2454 | 2281 | 2040 | 1722 | 1433 | 1170 | 906 | 670 |

*CFM at Static Pressure

| Model No. | Damper O.D. | Damper Bercor | Speed Control Bercor | Ship Wt. (Lbs.) |
|---|---|---|---|---|
| CWD12 | 14 x 14 | 26479 | 26473 | 50 |
| CWD14 | 18 x 18 | 26476 | 26478 | 84 |

| STD PKG | U/M | BERCOR NUMBER | DESCRIPTION | PC-1 EACH |
|---|---|---|---|---|
| 1 | EA | 26468 | CWD12MM1AS 1/4HP DD SIDEWALL EXHAUSTER | |
| 1 | EA | 26469 | CWD14QM1AS 1/2HP DD SIDEWALL EXHAUSTER | |

# CSTR Shutter Fans



- Totally assembled.
- Motor is totally enclosed maintenance free, high efficiency, sealed ball bearings and UL/ULC certified.
- Corrosion resistant aluminum shutter with tie bar to reduce shutter flapping and opening on windy days.
- One year limited warranty.
- Safety chrome grill on intake side meets OSHA standards. Fan must be mounted 7' above ground level on the exhaust side.
- Includes cord on 12" only.

**Performance**

| Model No. | Size | SPD | HP | RPM | Hz | Ph | .0 High/Low* | .05 High/Low* | .10 High/Low* | .20 High/Low* | CFM per Watt @ .0 SP |
|---|---|---|---|---|---|---|---|---|---|---|---|
| CSTR 16 | 16 | VAR | 1/10 | 1725 | 60 | 1 | 2100/735 | 1995/700 | 1890/660 | 1575/550 | 15/13 |
| CSTR 20 | 20 | VAR | 1/3 | 1725 | 60 | 1 | 5000/1750 | 4750/1665 | 4500/1575 | 3750/1315 | 18/14 |

*CFM at Static Pressure

| Model No. | Volts | Amps High/Low | Drive | Blade | Cord (Ft.) | Weight (Lbs.) | L x W x H (In.) |
|---|---|---|---|---|---|---|---|
| CSTR 16 | 115/230 | 1.0/0.05 | DD | 3-Alum | No | 25.75 | 20 x 20 x 13 |
| CSTR 20 | 115/230 | 3.5/1.7 | DD | 3-Alum | No | 35.94 | 24 x 24 x 13 |

| STD PKG | U/M | BERCOR NUMBER | DESCRIPTION | PC-1 EACH |
|---|---|---|---|---|
| 1 | EA | 26446 | CSTR 16 1/10HP 115/230V DD SHUTTER FAN | — |
| 1 | EA | 26447 | CSTR 20 1/3HP 115/230V DD SHUTTER FAN | — |

# LC Sidewall Propeller Fan

## Belt Drive



### Construction

- Heavy-gauge galvanized steel
- All welded motor and drive support frame assembly
- Prepunched mounting holes

### Propeller

- Die formed galvanized steel blades
- Epoxy coated hub keyed to fan shaft
- Statically and dynamically balanced

### Drives

- Sized for minimum 150% of drive horsepower
- Single belt adjustable pitch sheaves through 3 HP
- Nonstatic V-belts

### Bearings

- Designed for minimum 200,000 hour life
- Bearings are sealed, prelubricated with relube fittings

### Motors

- Open drip-proof construction is standard
- All motors mounted and factory run tested

| Model No. | Motor HP | Max. BHP | RPM RPM | SP @ 0 | CFM at Static Pressure in Inches (w.g.) | | | | Shutter OD | Shutter Bercor | Ship Wt (Lbs.) |
|---|---|---|---|---|---|---|---|---|---|---|---|
| | | | | | 0* | 1/10* | 1/8* | 1/4* | | | |
| LCE24 | 1/2 | 0.60 | 760 | 15.7 | 6753 | 6254 | 6112 | 5212 | 28-1/2 | 26480 | 90 |
| LCE30 | 3/4 | 0.90 | 650 | 17.1 | 10638 | 9853 | 9594 | 8198 | 34-1/2 | 26470 | 100 |

* CFM at Static Pressure

| STD PKG | U/M | BERCOR NUMBER | DESCRIPTION | PC-1 EACH |
|---|---|---|---|---|
| 1 | EA | 26442 | LCE24QH1S 1/2HP W/WHPLCE24 CABINET EXHAUST FAN | — |
| 1 | EA | 26444 | LCE30RH1S 3/4HP 115/208/230 S W/WHPLCE30 CABINET EXHAUST FAN | — |

# Ventilation Accessories

### Speed Controls

| STD PKG | U/M | BERCOR NUMBER | DESCRIPTION | PC-1 EACH |
|---|---|---|---|---|
| 1 | EA | 26473 | 2727.1 115V-1/3 HP SPEED CONTROL | — |
| 1 | EA | 26478 | 2828.1 115V 1/2HP SPEED CONTROL | — |

### Gravity Dampers

| | | | | |
|---|---|---|---|---|
| 1 | EA | 26472 | 411011 11" OD GRAVITY DAMPER | — |
| 1 | EA | 26401 | 411012 12" OD GRAVITY DAMPER | — |
| 1 | EA | 26479 | 411014 14" OD GRAVITY DAMPER | — |
| 1 | EA | 26476 | 411018 18" OD GRAVITY DAMPER | — |
| 1 | EA | 26477 | 411024 24" OD GRAVITY DAMPER | — |

### Roof Curbs

| | | | | |
|---|---|---|---|---|
| 1 | EA | 26471 | 611214 12" HIGH X 14-3/4OD ROOF CURB | — |
| 1 | EA | 26474 | 611222 12"HIGH X 22-1/4 OD ROOF CURB | — |
| 1 | EA | 26475 | 611227 12"HX27-3/4OD ROOF CURB | — |
| 1 | EA | 26407 | 711216 12" HIGH ROOF CURB | — |
| 1 | EA | 26409 | 711218 12" HIGH ROOF CURB | — |
| 1 | EA | 26411 | 711222 12" HIGH ROOF CURB | — |

### Adaptors

| STD PKG | U/M | BERCOR NUMBER | DESCRIPTION | PC-1 EACH |
|---|---|---|---|---|
| 1 | EA | 26488 | 400555 WALL MOUNT ADAPTOR FOR STX B/D 6-10 | — |
| 1 | EA | 26489 | 400557 WALL MOUNT ADAPTOR FOR STX B/D 12-14 | — |
| 1 | EA | 26403 | CCA1816 6-10 CURB CAP ADAPTOR | — |
| 1 | EA | 26405 | CCA1824 12 CURB CAP ADAPTOR | — |

# Leading Edge Industrial Fans

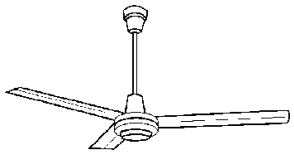

- Engineered and designed for spacious applications where maximum area area coverage is required.
- Designed for both winter heat destratification and summertime cooling.
- Powerful, heavy-duty motor for mounting heights to 45 feet.
- Designed for general applications for above average area coverage and cooling velocity. Ideally suited for factories, gymnasiums, high bay storage facilities.
- 3 year limited parts warranty.
- U.L. listed.

| Specification | Value |
|---|---|
| Sweep or Blade Dia. (In.) | 56 |
| Number of Poles | 18 |
| Design Voltage | 120 |
| Frequency | 60 |
| Watts at Full Speed | 94 |
| Watts at Low Speed | 37 |
| RPMs at Full Speed | 265 |
| RPMs at Low Speed | 100 |
| Amps at Full Speed | .9 |
| Amps at Low Speed | .34 |
| Air Deliver at Full Speed | 21,000 |
| Air Velocity (Ft./Min.) | 625 |
| Area Coverage (Sq. Ft.) | 250 |

| STD PKG | U/M | BERCOR NUMBER | DESCRIPTION | PC-1 EACH |
|---|---|---|---|---|
| 1 | EA | 64050 | 56201 CPF56 5621-1 COMMERCIAL CEILING FAN | — |
| 1 | EA | 64052 | 12003 3 AMP 120VOLT SOLID STATE CONTROL | — |

TJERNLUND

# DB-2 Booster

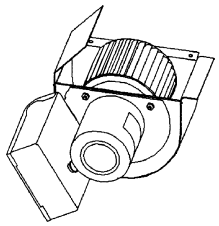

Suitable for temperatures up to 200°. Can be installed at or near top of pipe for quick response to temperature change.

| STD PKG | U/M | BERCOR NUMBER | DESCRIPTION | PC-1 EACH |
|---|---|---|---|---|
| 1 | EA | 53943 | DB-2 DUCT BOOSTER LESS STAT | |
| 1 | EA | 53944 | PS1503 DUCT AIRSTAT POS PRESS AIR SWITCH | |

TJERNLUND

# In Line Auto-Draft® Inducers

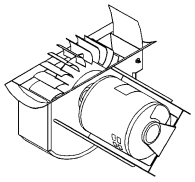

**Model DJ-3**
- 1/20 HP, 115V
- 3" to 6" smokepipe size

**Model D-3**
- 1/20 HP, 115V
- 5" to 8" vent or smokepipe

**Model I**
- 1/4 HP, 115V
- 8" to 12" smokepipe size

**Model IL**
- 1/4 HP, 115V
- 9" to 18" smokepipe size

**Model XL**
- 3/4 HP, 115/230V
- 16" to 24" smokepipe size

| STD PKG | U/M | BERCOR NUMBER | DESCRIPTION | PC-1 EACH |
|---|---|---|---|---|
| 1 | EA | 53950 | D-3 DRAFT INDUCER | |
| 1 | EA | 53951 | DJ-3 DRAFT INDUCER | |
| 1 | EA | 53952 | I DRAFT INDUCER | |
| 1 | EA | 53953 | IL DRAFT INDUCER | |
| 1 | EA | 53957 | XL DRAFT INDUCER | |

**Accessories**

| | | | | |
|---|---|---|---|---|
| 1 | EA | 53925 | UC1 24/115 UNVERSAL INTERLOCK CONTROL | |
| 1 | EA | 53929 | MAC1E 24/115 MULTIPLE APPLIANCE CONTROL | |
| 1 | EA | 53954 | PS2501 PRESS.STAT ADJ DIFF AIRSWITCH | |
| 1 | EA | 53955 | PS-1505 FAN PROVING SWITCH | |
| 1 | EA | 53958 | 950-3022 MOTOR FOR D-3 | |
| 1 | EA | 53971 | 950-1067 VAC TIMER/RELAY | |
| 1 | EA | 53974 | 950-1040 VAC RELAY | |

TJERNLUND

# VP-2 and VP-3 Water Heater Vent Packages

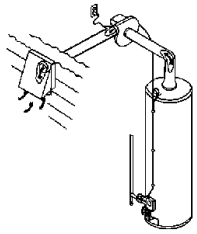

A universal power vent kit for any water heater from 60,000 to 120,000 BTU input. Three inch connection on all components. The 24 volt solenoid assures 100% shutoff in event of power failure. A gas diaphragm switch with tubing connection turns venter on and off with gas flow to the heater. Pipe and elbow not included. Vents up to 75 feet from heater to wall. Unit includes post purge timer to keep venter operating after cycle to rid system of residual gases.

| For Use With Water Heaters | STD PKG | U/M | BERCOR NUMBER | DESCRIPTION | PC-1 EACH |
|---|---|---|---|---|---|
| Up to 60,000 BTU | 1 | PKG | 53946 | VP-2F WATER HEATER VENT PKG | |
| Up to 120,000 BTU | 1 | PKG | 53945 | VP-3F WATER HEATER VENT PKG | |

**Accessories**

| STD PKG | U/M | BERCOR NUMBER | DESCRIPTION | PC-1 EACH |
|---|---|---|---|---|
| 1 | EA | 53967 | 950-2070 SPILL SWITCH KIT | |
| 1 | PKG | 53970 | WHKE WATER HEATER CONTROL INTERLOCK | |

# GPAK Vent System

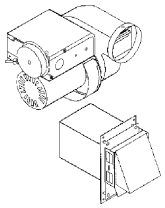

The GPAK wall vent systems are AGA design certified alternatives to high temperature plastic vent pipe. They include a power venter with operating controls and zero clearance through the wall vent hood. By adding a barometric draft control it can be used to side wall vent 80+ fan assisted and gas furnaces.

### GPAK Kits

| For Use with Water Heaters | STD PKG | U/M | BERCOR NUMBER | DESCRIPTION | PC-1 EACH |
|---|---|---|---|---|---|
| Up to 250,000 BTU | 1 | EA | 53935 | GPAK-1T CAP KIT | |
| Up to 120,000 BTU | 1 | EA | 53959 | GPAK-JT CAP KIT | |

### Accessories

| STD PKG | U/M | BERCOR NUMBER | DESCRIPTION | PC-1 EACH |
|---|---|---|---|---|
| 1 | EA | 53936 | DC-4 4" SINGLE ACTING BAROMETRIC DRAFT CONTROL | |

# Side Wall Power Venters



### HS Series with UC1 Control

The heart of the Tjernlund Sidewall Vent Systems. Six models from 50,000 to 1,200,000 BTUs. Eliminates the need for costly vertical chimneys, while increasing appliance efficiency. Integral fan proving switch provides maximum safety.

- Built-in 24/115V relay.
- Premounted diaphragm proving switch.
- Factory wired relay and proving switch.
- Vibration isolation mount.

### UC1 Control Features

- Adjustable pre- and post-purge.
- LED status/diagnostic indicators.
- Prover switch delay to avoid burner start up and wind induced short cycling.
- Interlocks with any 24-120 VAC burner control circuit.
- Includes "dry" contact actuation option.

### Power Venters and Accessories

| STD PKG | U/M | BERCOR NUMBER | DESCRIPTION | PC-1 EACH |
|---|---|---|---|---|
| 1 | EA | 53926 | HS1 POWER VENTER W/UC1 CONTROL | |
| 1 | EA | 53928 | HS2 POWER VENTER W/UC1 CONTROL | |
| 1 | EA | 53939 | HS-3 POWER VENTER W/UC1 CONTROLLER | |
| 1 | EA | 53924 | HS4 POWER VENTOR W/UC1 CONTROL | |
| 1 | EA | 53927 | HSJ POWER VENTER W/UC1 CONTROL | |
| 1 | EA | 53963 | 950-1020 MOTOR FOR HSJ & HS1 | |
| 1 | EA | 53964 | 950-1021 MOTOR FOR HS-2 | |

### Vent Hoods

| Hood Height (In.) | Tube Length (In.) | Pipe Dia. (In.) | Rough-In Dimension (In.) | STD PKG | U/M | BERCOR NUMBER | DESCRIPTION | PC-1 EACH |
|---|---|---|---|---|---|---|---|---|
| 13 | 7-1/8 | 4 | 8 | 1 | EA | 53941 | VH-1-4 4 IN VENT HOOD | |
| 12 | 7-7/8 | 6-1/2 | 9 | 1 | EA | 53942 | VH-1-6 6 IN VENT HOOD | |
| 18-3/8 | 15-1/4 | 8 | 8-1/2 | 1 | EA | 53949 | VH1-8 8 IN VENT HOOD | |

***Continued on the Following Page***

***Continued from the Previous Page***

# TJERNLUND Choosing the Correct Power Venter

## Power Venters Selection Example

**Given:**
Unit Input = 150,000 BTU/Hr.
Pipe Length = 15 Ft.
Pipe Diameter = 4 In.*
Pipe Fittings Required = (1) 90° Elbow.
Anticipated Flue Gas Temp. = 400° F.
**Solution:**
**Step 1.** Calculate equivalent pipe length.
Pipe length to sidewall = 15 Ft.
90° elbow equivalent pipe length = 10 Ft.
Total = 25 Ft.
**Step 2.** Enter table at appropriate input and pipe diameter. Read horizontal pipe length under appropriate stack temperature column. For the above example, the Maximum Horizontal Pipe Length is 60 Ft. for the HSUL-1.
**Step 3.** Compare the calculated pipe length with the maximum Horizontal Pipe Length as found in the table. The Maximum Horizontal Pipe Length must be greater or equal to the pipe length calculated in Step 1. The proper power venter for the given conditions is HSUL-1.
**Useful Conversion Factors**
90° elbow = 10 Ft. vent pipe
45° elbow = 5 Ft. vent pipe

| Pipe Dia. (In.) | BTU/Hr Input | Stack Temperature | |
|---|---|---|---|
| | | 300°F | 400°F |
| | | Max. Horizontal Length Pipe (Ft.) | |
| **Model HSJ** | | **Gas Fired** | **Oil Fired** |
| 4 | 25,000-100,000 | 100 | 100 |
| **Model HSUL-1 and HS1** | | | |
| 4 | 150,000 | 100 | 60 |
| 4 | 200,000 | 87 | 57 |
| 4 | 250,000 | 40 | 12 |
| 4 | 300,000 | 4 | — |
| 6* | 150,000 | 100 | 100 |
| 6* | 200,000 | 100 | 100 |
| 6* | 250,000 | 100 | 92 |
| 6* | 300,000 | 30 | — |
| **Model HS2** | | | |
| 6 | 350,000 | 100 | 100 |
| 6 | 400,000 | 100 | 100 |
| 6 | 450,000 | 100 | 100 |
| 6 | 500,000 | 100 | 100 |
| 6 | 550,000 | 100 | — |
| 6 | 600,000 | 67 | — |
| **Model HS3** | | | |
| 8 | 450,000 | 100 | 100 |
| 8 | 500,000 | 100 | 100 |
| 8 | 600,000 | 100 | 100 |
| 8 | 700,000 | 7 | 100 |
| **Model HS-4** | | | |
| 8 | 700,000 | 100 | 100 |
| 8 | 800,000 | 100 | 100 |
| 8 | 900,000 | 100 | 100 |

* The HS Side Wall Power Venters often allow for a reduction in vent pipe diameter from what is required for conventional venting.

# Field Draft Controls



### Field Type MG1 Draft Control

Double-acting design for smaller-rated gas-fired furnaces and boilers; widely used in conversion burner installations to meet special, high-draft requirements. Opens outward to relieve downdrafts; opens inward to regulate updrafts.



### Field Type M-MG2 Draft Control

A new three-fuel control in sizes 10"through 32", for gas, oil, wood, and coal fired commercial and industrial heating plants.



### Field Type RC Control

Calibrated draft control in sizes 6"through 9"for 5"through 10"flues. Features extreme capacity and reversible wing flap on gate for precise application to either vertical, horizontal, or sloping flues. For oil, wood, and coal.

| STD PKG | U/M | BERCOR NUMBER | DESCRIPTION | PC-1 EACH |
|---|---|---|---|---|
| 12 | EA | 53898 | MG1 6 IN FIELD CONTROL | |
| 12 | EA | 53899 | MG1 7 IN FIELD CONTROL | |
| 12 | EA | 53900 | MG1 8 IN FIELD CONTROL | |
| 1 | EA | 53901 | M-MG2 10 IN FIELD CONTROL | |
| 1 | EA | 53902 | M-MG2 12 IN FIELD CONTROL | |
| 1 | EA | 53904 | M-MG2 14 IN FIELD CONTROL | |
| 1 | EA | 53907 | M-MG2 20 IN FIELD CONTROL | |
| 12 | EA | 53873 | RC 6 IN FIELD CONTROL | |
| 12 | EA | 53874 | RC 7 IN FIELD CONTROL | |
| 12 | EA | 53875 | RC 8 IN FIELD CONTROL | |
| 12 | EA | 53876 | RC 9 IN FIELD CONTROL | |

# Evenair Air Boosters

## 120 Volt Motor



**AB-2**



**AB-6**

Evenair Air Boosters can be wired in parallel with the furnace blower. AB-6 fan fits into 6" pipe or flex duct. AB-2 will fit a 6" pipe also by cutting out the bottom of pipe and pop riveting fan in place.

| STD PKG | U/M | BERCOR NUMBER | DESCRIPTION | PC-1 EACH |
|---|---|---|---|---|
| 1 | EA | 53933 | AB-2 EVENAIR BOOSTER FAN | |
| 1 | EA | 53934 | AB-6 BOOSTER FAN | |
| 1 | EA | 53965 | AB-8 BOOSTER FAN | |

# Louvers and Dampers

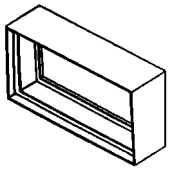
Type A Fire

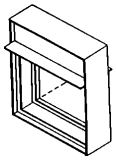
Type B

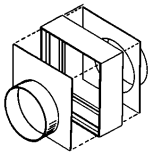
Type C

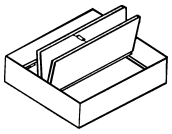
Square Bladed-Type

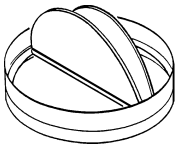
Round Bladed-Type

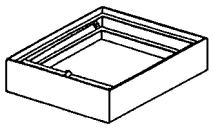
Fabric Type

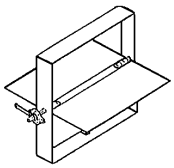
Square Balancing

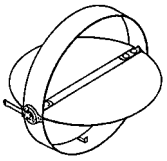
Round Balancing

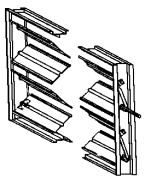
V-Bladed Control

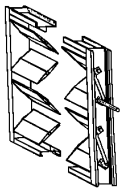
Airfoil Damper

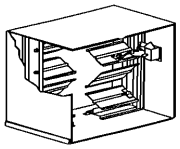
Fire/Smoke

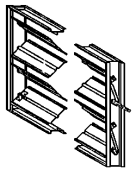
Smoke Only

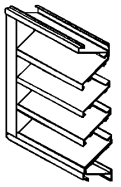
Weatherproof

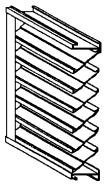
Drainable Louver

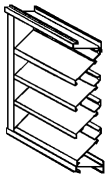
Stormproof

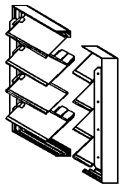
Shutter Backdraft

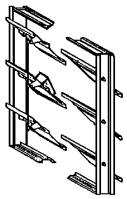
Relief Backdraft


Fabric Shutter

### Curtain Type Fire Dampers

U.L. classified for 1-1/2 hour protection. They are suitable for installation in 2 hour walls, partitions, and floors. Similar units are available with a 3 hour classification that are suitable for installation in 4 hour walls, partitions, and floors. Units can be mounted either vertically or horizontally. Horizontal units are spring loaded.

### Ceiling Radiation Dampers

Square or round bladed dampers have a 3 hour rating. Fabric dampers have a 1 to 4 hour rating depending upon size. Also available with 1 or 2 round collar transitions and a narrow frame style. Sizes from 4 x 4 to 24 x 24. Center pivot blade type units are available with an air volume controller that eliminates the necessity of a control or balancing damper. U.L. Listed.

### Balancing Dampers

These economical units come complete with a manual quadrant. They can also be manufactured in galvanized, stainless, or aluminum. Stand off plates are available for insulated duct. All units are single blade construction.

### Control Dampers

Available as either opposed blade or parallel blade units. Blade and side seals are optional. Manual locking quadrants, electric motors, or pneumatic operators available. Stainless or aluminum construction optional. Airfoil blade designs are available in a fully extruded unit or a formed galvanized unit.

### Leakage Rated Dampers

Units may be operated by an electric or pneumatic operator. Fire/smoke dampers must be mounted in the wall and contain a fusible link for elevated temperature fail safe closure. The smoke damper must be mounted within 22 inches of a barrier and can be actuated by a wired signal from a smoke detector to the damper operator. Both units are standard with blade and side seals. These dampers are available as Class I or Class II leakage rating. U.L. listed.

### Louvers

Louvers are fabricated from extruded aluminum. Available in stormproof, weatherproof, and drainable blade designs. All units are tested in accordance with AMCA standards for air performance and water penetration. Similar models are available in galvanized steel. Standard frame depths are 4" and 6". A variety of screens are available, as well as a number of finishes, including baked enamel, anodized, and kynar.

### Back Draft Dampers

These dampers can be mounted vertically or horizontally. Units can be furnished with or without counter balancing. Some units may also be motorized. These dampers can be manufactured with galvanized steel, stainless steel, or aluminum.

**Ask your G. W. Berkheimer representative for specifications and ordering information.**

# Access Door

## 1/2" Double Cam

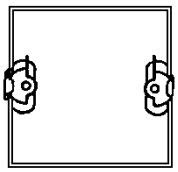

The duct access door is available with a double cam lock. The door allows access to the duct for cleaning or servicing dampers. Also available in see-through models.

| STD PKG | U/M | BERCOR NUMBER | DESCRIPTION | PC-1 EACH |
|---|---|---|---|---|
| 1 | EA | 25912 | 625 8X8 ACCESS DOOR 1/2 INSUL | |
| 1 | EA | 30970 | 165 DEG FUSIBLE LINK | |
| 5 | EA | 30972 | 212 DEG FUSIBLE LINK | |

# SM-999 Universal Motor Kit



- Reversible rotation.
- Prefastened multi-fit break-off mounting bracket.
- Easy to use, fewer parts to assemble than competitive motors.
- "Break-off" shaft.
- Volts: 120 Volt, 3000 RPM.

| STD PKG | U/M | BERCOR NUMBER | DESCRIPTION | PC-1 EACH |
|---|---|---|---|---|
| 1 | EA | 94470 | SM-999 UNIV MOTOR KIT | |

# Motor Kits



### H-Bracket Mounting System

This patented mounting system comes with all of these Acme motor kits. Acme H-Brackets make it possible to replace hundreds of standard units as well as 3.3", 3.5", and 4" round motors.

### Reversible Evaporator Fan Motor Kits

| Model No. | HP | Motor Type (In.) | RPM | Volts | Amps | Fan Blades (In.) |
|---|---|---|---|---|---|---|
| Acme 700™ | 1/100 | 5/8 Reversible | 3000 | 115 | 35 | 4 and 5-1/2 |
| Acme 702™ | 1/100 | 5/8 Reversible | 3000 | 230 | 35 | 4 and 5-1/2 |
| Acme 710™ | 1/100 | 5/8 Reversible | 3000 | 115 | .45 | 5-1/2 |
| Acme 750™ | 1/45 | 1-1/8 Reversible Stack | 3000 | 115 | 885 | Shaft adapter to fit 3/16, 1/4, and 5/16 bores and hubless blades |
| Acme 7502™ | 1/45 | 1-1/8 Reversible Stack | 3000 | 115/230 | 885/445 | Shaft adapter to fit 3/16, 1/4, and 5/16 bores and hubless blades |

| STD PKG | U/M | BERCOR NUMBER | DESCRIPTION | PC-1 EACH |
|---|---|---|---|---|
| 1 | EA | 95870 | 700 115 VOLT REVERSIBLE REPLACEMENT KIT | |
| 6 | EA | 95871 | 702 230 VOLT REVERSIBLE REPLACEMENT KIT | |
| 1 | EA | 95872 | 710 115 VOLT REVERSIBLE REPLACEMENT KIT | |
| 1 | EA | 95873 | 750 115 VOLT-1/45 HORSEPOWER REVERSIBLE REPLACEMENT KIT | |
| 6 | EA | 95874 | 7502 115/230 VOLT-1/45 HP REVERSIBLE REPLACEMENT KIT | |

EMERSON Climate Technologies

# Unit Bearing Fan

## Shaded Pole, Totally Enclosed



- Permanently lubricated bearings
- Individually boxed
- Impedence protected
- Suitable for all angle operation
- 30 inch cord with molded strain relief
- Includes vibration dampener, hub washer, speed nut and four mounting screws

| Watts | Volts | Amps | RPM | BERCOR NUMBER | STD PKG | U/M | DESCRIPTION | PC-1 1-4 | PC-2 5-9 | PC-3 10 |
|---|---|---|---|---|---|---|---|---|---|---|
| 4 | 115 | .3 | 1550 | 99580 | 1 | EA | 2115 4 WATT 115V CWLE UNIT BEARING FAN MOTOR | | | |
| 6 | 115 | .4 | 1550 | 99616 | 1 | EA | 2116 6 WATT 115V CCWLE UNIT BEARING FAN MOTOR | | | |
| 6 | 115 | .4 | 1550 | 99562 | 1 | EA | 2117 6 WATT 115V CWLE UNIT BEARING FAN MOTOR | | | |
| 9 | 115 | .6 | 1550 | 99567 | 1 | EA | 2108 9 WATT 115V CWLE UNIT BEARING FAN MOTOR | | | |
| 9 | 115 | .6 | 1550 | 99569 | 1 | EA | 2118 9 WATT 115V CCWLE UNIT BEARING FAN MOTOR | | | |
| 9 | 230 | .3 | 1550 | 99622 | 1 | EA | 2109 9 WATT 230V CCWLE UNIT BEARING FAN MOTOR | | | |
| 16 | 115 | 1.0 | 1550 | 99627 | 1 | EA | 2112 16 WATT 115V CWLE UNIT BEARING FAN MOTOR | | | |
| 16 | 230 | .5 | 1550 | 99628 | 1 | EA | 2114 16 WATT 230V CWLE UNIT BEARING FAN MOTOR | | | |
| 50 | 230 | .9 | 1550 | 99258 | 1 | EA | 2135 50 WATT 230V CWLE UNIT BEARING FAN MOTOR | | | |

# ECM Refrigeration Motors



- High efficiency: up to 65%
- Universal drop-in replacement
- IP66: Dust tight with all angle moisture protection
- Suitable for use in evaporator and condenser applications
- Universal mounting
- Standard 3 hole style/ Hussman 4 hole on back of motor
- Double pedestal
- Thermally protected
- Robust ball bearing system
- Aluminun frame
- Standard shaft size: 1/4-20 thread

| Model No. | Watts | Volts | Amps | RPM | Shaft Rotation | Shaft Diameter |
|---|---|---|---|---|---|---|
| EC5411 | 4–25 | 115 | .2–.75 | 1550–1725 | CWOSE | 0.25 |
| EC5412 | 4–25 | 115 | .2–.75 | 1550–1725 | CCWOSE | 0.25 |

| STD PKG | U/M | BERCOR NUMBER | DESCRIPTION | PC-1 1-4 | PC-2 5-9 | PC-3 10 |
|---|---|---|---|---|---|---|
| 1 | EA | 99308 | EC5411D 4-25W RESCUE ECM WATT MOTOR EC5411 | | | |
| 1 | EA | 99309 | EC5412D 4-25W RESCUE ECM WATT MOTOR | | | |

# Azure Digi-Motor— Evaporator Fan Motor

## 3.3" Commercial Refrigeration



- Temperature Operating Range: -40° to 131°F
- Multi horsepower, self adjusting from 1/15 to 1/25 HP
- 1 or 2 speed operation (1550/800 RPM)
- Reversible rotation
- Auto voltage select (115/230V)
- High efficiency ECM technology
- No capacitor required
- UL recognized

| STD PKG | U/M | BERCOR NUMBER | DESCRIPTION | PC-1 1-4 | PC-2 5-9 | PC-3 10 |
|---|---|---|---|---|---|---|
| 1 | EA | 94464 | 10850 1/15-1/25HP DIRECT DRIVE AZURE 3.3COM MOTOR 2 SPEED REV | | | |

# Evaporator/Condenser Watt Motors



- Ouput 4-12 watts
- Speed regulated within +/- 6%
- 51 frame unit bearing motor; cast aluminum frame
- Universal 5 hole mount
- ~66% peak efficiency
- 1 discrete speed
- 1/4"–20 threaded shaft
- Side pedestal mounting feet (2 set standard)
- 3.3"

| STD PKG | U/M | BERCOR NUMBER | DESCRIPTION | PC-1 EACH |
|---|---|---|---|---|
| 1 | EA | 99643 | 00650 4-12 WATTS 115VOLT CW EVAP/CONDENSER-MORRILL MOTOR | |
| 1 | EA | 99644 | 00651 4-12 WATTS 230VOLT CW EVAP/CONDENSER-MORRILL MOTOR | |

# Evaporator Nominal Motors



- 1550 RPM
- Universal "drop-in" replacement for walk-in evaporator
- Totally enclosed, non-vented
- Shaft water slinger
- Standard thru-bolt configurations
- All angle mount
- Power cord with Lyall Plug
- Automatic torque variation, constant speed
- Low temp (-20° F) lubrication system
- 50/60 Hz
- 1 discrete speed
- Ball bearing thermally protected
- 3.3"

| STD PKG | U/M | BERCOR NUMBER | DESCRIPTION | PC-1 EACH |
|---|---|---|---|---|
| 1 | EA | 99647 | 05105 1/15 NOM HP 115VOLT CCW EVAPORATOR-MORRILL MOTOR | |
| 1 | EA | 99648 | 05205 1/15 NOM HP 208-230V CCW EVAPORATOR-MORRILL MOTOR | |
| 1 | EA | 99650 | 05204 1/15 NOM HP 208-230V CW EVAPORATOR-MORRILL MOTOR | |

# Universal PSC Motor



- Replaces 12 motor ratings
- Reversible
- Dual voltage
- High efficiency
- 3.3"

| STD PKG | U/M | BERCOR NUMBER | DESCRIPTION | PC-1 EACH |
|---|---|---|---|---|
| 1 | EA | 99651 | D1127 1/12 THRU 1/20 MULTI-HP FASCO MOTOR | |

# OEM Direct Replacement Motors

## 3.3" Diameter, Shaded Pole and PSC



- Two or four 8-32 x 3/4" stud extensions at each end
- Sleeve bearings have all angle thrust system
- Automatic reset thermal overload protection
- 12" leads

**Capacitor Not Included**

| HP | Volts | Amps | RPM | STD PKG | U/M | BERCOR NUMBER | DESCRIPTION | PC-1 1-4 | PC-2 5-9 | PC-3 10 |
|---|---|---|---|---|---|---|---|---|---|---|
| 1/20 | 115 | — | 1550 | 1 | EA | 99720 | 9632 1550DD 115V 1/20HP 3.3" FAN & BLOWER MOTOR | | | |
| 1/20 | 208/230 | 1.8 | 1800 | 1 | EA | 99778 | 9656 1/15 HP 208-230V CCW/CW REFRIGERATION MOTOR (LARKIN) | | | |
| 1/20 | 115 | 1.9 | 1800 | 1 | EA | 99777 | 9662 1/20 HP 115V CCW/REV REFRIGERATION MOTOR(BOHN) | | | |
| 1/12–1/20 | 115/230 | 1.3/0.7 | 1550 | 1 | EA | 99781 | 9664 1/12-1/20HP 115/230V CCW/REV.REFRIGERATION MOTOR | | | |

# Refrigeration Condenser Cooling Fan Motors



- OEM direct replacement
- Single speed
- Automatic reset thermal overload protector
- Suitable for use with 370V capacitors

| Model No. | HP | Volts | Amps | RPM | Bearings | Mount | Notes | OEM |
|---|---|---|---|---|---|---|---|---|
| **5.6" Permanent Split Capacitor** | | | | | | | | |
| 8330 | 1/4 | 230 | 1.9 | 1350 | SAB | 3 Lugs | Capacitor Included, 50/60 Hz, Open Dripproof, Shaft Down | Tecumseh |
| 644 | 1/2 | 208/230 | 2.7 | 1725 | Ball | Stud | Conduit Box Open Dripproof | Hussmann |

| STD PKG | U/M | BERCOR NUMBER | DESCRIPTION | PC-1 1-4 | PC-2 5-9 | PC-3 10 |
|---|---|---|---|---|---|---|
| 1 | EA | 99278 | 8330 1625/1 1/4HP 230V 5.6" REFRIGERATION CONDENSER MOTOR | | | |
| 1 | EA | 99579 | 644 1725/1 230V 1/2HP 5.6" REFRIGERATION CONDENSER MOTOR | | | |

# OEM Replacement Motor for Copeland



| STD PKG | U/M | BERCOR NUMBER | DESCRIPTION | PC-1 EACH |
|---|---|---|---|---|
| 1 | EA | 99760 | 588 1/3 HP 208/230V OEM REPL MOTOR | |

# Copeland brand products Refrigeration OEM Motors and Fan Blades

### Motors

| STD PKG | U/M | BERCOR NUMBER | DESCRIPTION | PC-1 EACH |
|---|---|---|---|---|
| 1 | EA | 96852 | 050-0319-01 MOTOR-FAN | |
| 1 | EA | 96680 | 950-0108-00 1/3 HP 208/230 VOLT FAN MOTORS | |
| 1 | EA | 96681 | 950-0234-00 1/3 HP 208/230 VOLT FAN MOTORS | |
| 1 | EA | 96865 | 950-0266-05 1/4 HP 460 VOLT FAN MOTOR | |
| 1 | EA | 96686 | 950-0248-00 1/2 HP 208/230 VOLT FAN MOTORS | |
| 1 | EA | 96687 | 950-0250-00 1/4 HP 208/230 VOLT FAN MOTORS | |
| 1 | EA | 96864 | 950-0251-01 1/6 HP 460 VOLT FAN MOTOR | |
| 1 | EA | 96689 | 950-0264-01 50 WATT 208/230 VOLT FAN MOTORS | |
| 1 | EA | 96690 | 950-0265-00 1/6 HP 208/230 VOLT FAN MOTORS | |
| 1 | EA | 96824 | 950-0265-01 1/6 HP 460-1 FAN MOTORS | |
| 1 | EA | 96691 | 950-0266-04 1/4 HP 208/230 VOLT FAN MOTORS | |
| 1 | EA | 96683 | 950-0344-00 50 WATT 208/230 VOLT FAN MOTORS | |
| 1 | EA | 96684 | 950-0344-01 50 WATT 115 VOLT FAN MOTORS | |
| 1 | EA | 96866 | 950-0344-03 50 WATT 460 VOLT FAN MOTOR | |
| 1 | EA | 96682 | 950-0500-00 1/6 HP 208/230 VOLT FAN MOTORS | |
| 1 | EA | 96688 | 998-0251-00 1/6 HP 208/230 VOLT FAN MOTORS | |
| 1 | EA | 96692 | 998-0550-00 230 VOLT FAN MOTORS | |
| 1 | EA | 96693 | 998-0550-01 460 VOLT FAN MOTORS | |
| 1 | EA | 96694 | 998-0550-04 460 VOLT FAN MOTORS | |

### Fan Blades

| | | | | |
|---|---|---|---|---|
| 1 | EA | 96695 | 083-0019-00 8-3/4" DIA 1/4" 23 DEG CW 3 BLADE FAN BLADE | |
| 1 | EA | 96697 | 083-0103-02 14" DIA 1/2" 22 DEG CW 3 BLADE FAN BLADE | |
| 1 | EA | 96698 | 083-0118-00 11" DIA 3/8" 30 DEG CW 5 BLADE FAN | |
| 1 | EA | 96699 | 083-0122-00 8" DIA 1/4" 30 DEG CW 5 BLADE FAN | |
| 1 | EA | 96832 | 083-0130-00 10" DIA 1/4" 20 DEG CW 5 BLADE FAN BLADE | |
| 1 | EA | 96696 | 983-0160-00 11-3/8" DIA 3/4" 32 DEG CW 3 BLADE FAN | |

# InterLINK Commercial Refrigeration Parts Refrigeration Motors and Fan Blades

### Motors

| STD PKG | U/M | BERCOR NUMBER | DESCRIPTION | PC-1 EACH |
|---|---|---|---|---|
| 1 | EA | 98014 | 25300701S 1/150 HP 115V 3000 RPM CWSE MOTOR | |
| 1 | EA | 98027 | 5021SS 1/150HP 120V 3000RPM CWSE MOTOR | |
| 1 | EA | 98019 | 25300101S 1/20 115V 1550RPM CWSE MOTOR | |
| 1 | EA | 98020 | 25300201S 1/20HP 230V 1550RPM CWSE MOTOR | |
| 1 | EA | 98021 | 038688900 1/20HP 230V 1550RPM CW MOTOR | |
| 1 | EA | 98015 | 7071061 1/15HP 230V 1550RPM CCWSE MOTOR | |
| 1 | EA | 98016 | 5036SS 1/15HP 115V 1550RPM CWSE MOTOR | |
| 1 | EA | 98017 | 25309101S 1/15HP 230V 1550RPM CCWSE MOTOR | |
| 1 | EA | 98018 | 5036TS 1/15HP 230V 1550RPM CWSE MOTOR | |
| 1 | EA | 98023 | 2537974S 1/4HP 230V 1075RPM CCW MOTOR | |
| 1 | EA | 98022 | 7071208S 1/3HP 230V 1075RPM CCWSE MOTOR | |
| 1 | EA | 98031 | 25309001S 1/3 HP 230V 1075RPM CCWSE MOTOR | |
| 1 | EA | 98025 | 2531194 40MHP 115V 1550RPM CCWSE MOTOR | |

### PSC Motors

| | | | | |
|---|---|---|---|---|
| 1 | EA | 98032 | 25309501S 1/20 115V 1550RPM CWSE PSC MOTOR | |
| 1 | EA | 98033 | 25309801S 1/15HP 230V 1650RPM CWSE PSC MOTOR | |
| 1 | EA | 98034 | 5036NS 1/15HP 115V 1550RPM CWSE PSC MOTOR | |
| 1 | EA | 98035 | 5036PS 1/15HP 230V 1550RPM CWSE PSC MOTOR | |

### Fan Blades

| | | | | |
|---|---|---|---|---|
| 1 | EA | 98005 | 5101B 5.5IN 24DEG CCW FAN BLADE | |
| 1 | EA | 98004 | 5110E 12IN 24DEG CCW FAN BLADE | |
| 1 | EA | 98003 | 5140C 12IN 23DEG CW FAN BLADE | |
| 1 | EA | 98002 | 026215300 10IN 40DEG 5/16 CCW FAN BLADE | |
| 1 | EA | 98011 | D21194A2 12IN 19DEG CW FAN BLADE | |

# Aluminum Fan Blades for Walk-in Boxes



These 8", 10", and 12" fan blades will replace Bohn, Singer, and Hill.

| Shaft Size | STD PKG | U/M | BERCOR NUMBER | DESCRIPTION | PC-1 EACH |
|---|---|---|---|---|---|
| 5/16 | 1 | EA | 93882 | 30805 8 INCH ALUMINUM FAN BLADE CLOCKWISE | |
| 5/16 | 12 | EA | 93884 | 31005 10 INCH ALUMINUM FAN BLADE CLOCKWISE | |
| 5/16 | 12 | EA | 93885 | 31015 10 INCH ALUMINUM FAN BLADE COUNTER CLOCKWISE | |
| 5/16 | 12 | EA | 93886 | 31205 12 INCH ALUMINUM FAN BLADE CW 5/16 HUB | |

# GE/US Motors Cross Reference

| Description | GE No. | US Motors No. | Bercor No. |
|---|---|---|---|
| Multi HP Direct Drive 115V | 3463 | 5460 | 99540 |
| Multi HP Direct Drive 230V | 3464 | 5461 | 99537 |
| 1/4 HP Direct Drive 115V | 3583 | 1863 | 99509 |
| 1/4 HP Direct Drive 230V | 3584 | 1971 | 99518 |
| 1/3 HP Direct Drive 115V | 3585 | 1864 | 99510 |
| 1/3 HP Direct Drive 230V | 3586 | 1972 | 99519 |
| 1/2 HP Direct Drive 115V | 3587 | 1865 | 99511 |
| 1/2 HP Direct Drive 230V | 3588 | 1973 | 99520 |
| 3/4 HP Direct Drive 115V | 3589 | 8904 | 99514 |
| 3/4 HP Direct Drive 230V | 3590 | 8905 | 99524 |
| 1/4 HP Belt Drive 115V | 4701 | 8000 | 99515 |
| 1/3 HP Belt Drive 115V | 4706 | 8100 | 99516 |
| 1/2 HP Belt Drive 115V | 4708 | 8200 | 99517 |
| Multi HP Cond Fan Tot Enc | 3465 | 5462 | 99541 |
| 1/4 HP Cond Fan Tot Enc | 3728 | 1860 | 99654 |
| 1/3 HP Cond Fan Tot Enc | 3729 | 1861 | 99655 |
| 1/2 HP Cond Fan Tot Enc | 3730 | 1862 | 99656 |
| 3/4 HP Cond Fan Tot Enc | 3731 | 1868 | 99662 |

# OEM Replacement ECM Blower Motors

## Universal, High-Efficiency, Constant Torque



- Programmed torque values set to match OEM performance
- Uses equipment's existing connections for ease of installation
- Smooth, quiet start-up and speed changes
- Potted electric module for superior moisture protection
- 600 V surge protection
- Quiet operation
- Reversible rotation
- Ball bearings
- High efficiency design

| HP | Volts | Amps | RPM/ Speeds | STD PKG | U/M | BERCOR NUMBER | DESCRIPTION | PC-1 1-4 | PC-2 5-9 | PC-3 10 |
|---|---|---|---|---|---|---|---|---|---|---|
| 1/2–1/3 | 115 | 6.4 | 1050/Var | 1 | EA | 99450 | 6630RS 115V 1/2-1/3HP ECM RESCUE SELECT MOTOR | | | |
| 1/2–1/3 | 208/230 | 4.6-4.3 | 1050/Var | 1 | EA | 99451 | 6631RS 230V 1/2-1/3HP ECM RESCUE SELECT MOTOR | | | |
| 3/4 | 115 | 9.3 | 1050/Var | 1 | EA | 99452 | 6640RS 115V 3/4HP ECM RESCUE SELECT MOTOR | | | |
| 1 | 115 | 10.6 | 1050/Var | 1 | EA | 99454 | 6650RS 115V 1HP ECM RESCUE SELECT MOTOR | | | |

# 3- & 4-Speed, PSC, Direct Drive, Fan and Blower Motors

## 5.0" Diameter, Open, Single Shaft



- Continouos duty, air over
- Sleeve bearing has all angle thrust system
- Designed for use with 370V capacitors
- 24" line leads unless otherwise noted
- Automatic reset thermal overload protector
- Reversible

**Capacitor Not Included**

| HP | Volts | Amps | RPM/ Speeds | Mfd. Cap. | STD PKG | U/M | BERCOR NUMBER | DESCRIPTION | PC-1 1-4 | PC-2 5-9 | PC-3 10 |
|---|---|---|---|---|---|---|---|---|---|---|---|
| 1/5 | 115 | 3.4 | 1075/4 | 4.0 | 1 | EA | 99653 | 1268 1075/4DD 115V 1/5HP 5" FAN & BLOWER MOTOR REVERSIBLE | | | |
| 1/4 | 115 | 2.8 | 1050/3 | 7.5 | 1 | EA | 99502 | 1390 1050/3DD 115V 1/4HP 5" FAN & BLOWER MOTOR REVERSIBLE | | | |
| 1/4 | 208/230 | 1.5 | 1050/3 | 7.5 | 1 | EA | 99504 | 1391 1050/3DD 230V 1/4HP 5" FAN & BLOWER MOTOR REVERSIBLE | | | |

# 3-Speed, PSC Direct Drive, Fan and Blower Motors

## 5" Diameter, Single-Shaft, Open Air Over



- Reversible rotation
- Automatic thermal overload protection
- 4" shaft length
- Sleeve bearings have all angle thrust system
- Designed for use with 370 volt capacitor
- Continuous duty air over

**Capacitor Not Included**

| HP | Volts | Amps | RPM/ Speeds | Mfd. Cap. | STD PKG | U/M | BERCOR NUMBER | DESCRIPTION | PC-1 1-4 | PC-2 5-9 | PC-3 10 |
|---|---|---|---|---|---|---|---|---|---|---|---|
| 1/3 | 115 | 3.8 | 1075/3 | 15 | 1 | EA | 99529 | 8955 1075/3DD 115V 1/3HP 5" FAN & BLOWER MOTOR REVERSIBLE | | | |

# 3-Speed, PSC, Direct Drive, Fan and Blower Motor

## 5.6" Diameter , Open Air Over, Flex Mount



- Class B insulation
- Reversible rotation
- Bearings have all angle thrust system
- Continuous duty, air over
- 24" leads
- Automatic reset thermal overload protector
- Designed for 370V capacitors

**Capacitor Not Included**

| HP | Volts | Amps | RPM/ Speeds | Mfd. Cap. | STD PKG | U/M | BERCOR NUMBER | DESCRIPTION | PC-1 1-4 | PC-2 5-9 | PC-3 10 |
|---|---|---|---|---|---|---|---|---|---|---|---|
| 1/4 | 115 | 3.8 | 1075/3 | 5.0 | 1 | EA | 99714 | 3783 1075/3DD 115V 1/4HP 5.6" FAN & BLOWER MOTOR REVERSIBLE | | | |
| 1/3 | 115 | 5.0 | 1075/3 | 7.5 | 1 | EA | 99499 | 3785 1075/3DD 115V 1/3HP 5.6" FAN & BLOWER MOTOR REVERSIBLE | | | |
| 1/3 | 208/230 | 2.4 | 1075/3 | 5.0 | 1 | EA | 99498 | 3786 1075/3DD 230V 1/3HP 5.6" FAN & BLOWER MOTOR REVERSIBLE | | | |
| 1/2 | 115 | 7.4 | 1075/3 | 10.0 | 1 | EA | 99497 | 3787 1075/3DD 115V 1/2HP 5.6" FAN & BLOWER MOTOR REVERSIBLE | | | |
| 1/2 | 208/230 | 3.3 | 1075/3 | 7.5 | 1 | EA | 99719 | 3788 1075/3DD 230V 1/2HP 5.6" FAN & BLOWER MOTOR REVERSIBLE | | | |

# 3-Speed, PSC, Direct Drive, Fan and Blower Motors

## 5.6" Diameter, Open Air Over



- Stud extensions on models 1694, 1863, 1864, 1865, 1971, 1972, 1973, 8906, 8907.
- Designed for 370 volt capacitors
- 24" leads.
- Continuous duty, air over.
- 1/2" shaft
- SAB bearing motors have all angle thrust system
- Automatic reset hermal overload protector
- 2.5" diameter hub rings included
- Reversible rotation

**Capacitor Not Included**

| HP | Volts | Amps | RPM/ Speeds | Mfd. Cap. | STD PKG | U/M | BERCOR NUMBER | DESCRIPTION | PC-1 1-4 | PC-2 5-9 | PC-3 10 |
|---|---|---|---|---|---|---|---|---|---|---|---|
| 1/4 | 115 | 3.5 | 1075/3 | 7.5 | 1 | EA | 99509 | 1863 1075/3DD 115V 1/4HP 5.6" FAN & BLOWER MOTOR REVERSIBLE | | | |
| 1/4 | 208/230 | 1.5 | 1075/3 | 7.5 | 1 | EA | 99518 | 1971 1075/3DD 230V 1/4HP 5.6" FAN & BLOWER MOTOR REVERSIBLE | | | |
| 1/3 | 115 | 5.0 | 1075/3 | 7.5 | 1 | EA | 99510 | 1864 1075/3DD 115V 1/3HP 5.6" FAN & BLOWER MOTOR REVERSIBLE | | | |
| 1/3 | 208/230 | 1.9 | 1075/3 | 7.5 | 1 | EA | 99519 | 1972 1075/3DD 230V 1/3HP 5.6" FAN & BLOWER MOTOR REVERSIBLE | | | |
| 1/2 | 115 | 5.5 | 1625/3 | 15 | 1 | EA | 99252 | 1694 1075/3DD 115V 1/2HP 5.6" FAN & BLOWER MOTOR REVERSIBLE | | | |
| 1/2 | 115 | 6.5 | 1075/3 | 10 | 1 | EA | 99511 | 1865 1075/3DD 115V 1/2HP 5.6" FAN & BLOWER MOTOR REVERSIBLE | | | |
| 1/2 | 208/230 | 2.9 | 1075/3 | 10 | 1 | EA | 99520 | 1973 1075/3DD 230V 1/2HP 5.6" FAN & BLOWER MOTOR REVERSIBLE | | | |
| 3/4 | 115 | 9.5 | 1075/3 | 15 | 1 | EA | 99514 | 8904 1075/3DD 115V 3/4HP 5.6" FAN & BLOWER MOTOR REVERSIBLE | | | |
| 3/4 | 208/230 | 4.0 | 1075/3 | 15 | 1 | EA | 99524 | 8905 1075/3DD 230V 3/4HP 5.6" FAN & BLOWER MOTOR REVERSIBLE | | | |
| 1 | 115 | 12.1 | 1075/3 | 20 | 1 | EA | 99525 | 8906 1075/3DD 115V 1HP 5.6" FAN & BLOWER MOTOR REVERSIBLE | | | |
| 1 | 208/230 | 5.6 | 1075/3 | 20 | 1 | EA | 99549 | 8907 1075/3 230V 1HP 5.6" FAN & BLOWER MOTOR REVERSIBLE | | | |

# 4-Speed, Multi-Horsepower, Direct Drive, Blower Motors

## 5.6" Diameter, Open



- **5460 and 5461**: Extended mounting studs, res. rings, reversible, and Rheem mounting holes.
- **5470 and 5471**: Extended mounting studs, res. rings, Rheem mounting holes, ball bearings, and reversible.

### 5460 and 5461 Specifications

| Motor to Replace | Speeds to Use* (Color/Approx. RPM) | | 370V Capacitor | | 5460 115V FLA | 5461 208/230V FLA |
|---|---|---|---|---|---|---|
| | Cooling | Heating | 5460 | 5461 | | |
| 1/2 HP | High (Black/1100) | Med-Hi (Blue/1050) or Med-Low (Yellow/825) | 10 mfd | 10 mfd | 7.3 | 3.6 |
| 1/3 HP | High (Black/1120) | Med-Hi (Blue/1090) or Med-Low (Yellow/1030) | 7.5 mfd | 5 mfd | 6.9 | 3.5 |
| 1/4 HP | Med-Hi (Blue/1125) | Med-Low (Yellow/1090) or Low (Red/1010) | 7.5 mfd | 5 mfd | 5.5 | 2.8 |
| 1/5 HP | Med-Low (Yellow/1110) | Low (Red/1060) | 7.5 mfd | 5 mfd | 3.6 | 1.9 |
| 1/6 HP | Low (Red/1085) | Low (Red/1085) | 7.5 mfd | 5 mfd | 2.8 | 1.3 |

### 5470 and 5471 Specifications

| Motor to Replace | Speeds to Use* (Color/Approx. RPM) | | 370V Capacitor | 5470 115V FLA | 5471 208/230V FLA |
|---|---|---|---|---|---|
| | Cooling | Heating | | | |
| 3/4 HP | High (Black/1100) | Med-Hi (Blue/1080) or Med-Low (Yellow/1010) | 20 mfd | 8.1 | 3.8 |
| 1/2 HP | High (Black/1130) | Med-Low (Yellow/1090) or Low (Red/1035) | 10 mfd | 6.6 | 3.7 |
| 1/3 HP | Med-Hi (Blue/1150) | Med-Low (Yellow/1130) or Low (Red/1100) | 10 mfd | 4.6 | 2.5 |
| 1/4 HP | Med-Low (Yellow/1150) | Low (Red/1130) | 10 mfd | 3.8 | 1.8 |
| 1/5 HP | Low (Red/1140) | Low (Red/1140) | 10 mfd | 3.1 | 1.7 |

*RPM data from cold motor at nominal horsepower. Actual load will determine effective rpm.

**Capacitor Not Included**

| HP | Volts | Amps | STD PKG | U/M | BERCOR NUMBER | DESCRIPTION | PC-1 1-4 | PC-2 5-9 | PC-3 10 |
|---|---|---|---|---|---|---|---|---|---|
| 1/6–1/2 | 115 | 7.3 | 1 | EA | 99540 | 5460 1075 115V 1/6-1/2HP 5.6" RESCUE PSC MOTOR | | | |
| 1/6–1/2 | 230 | 3.6 | 1 | EA | 99537 | 5461 1075 230V 1/6-1/2HP 5.6" RESCUE PSC MOTOR | | | |
| 1/5–3/4 | 115 | 8.1 | 1 | EA | 99563 | 5470 1075 115V 1/5-3/4HP 5.6" RESCUE PSC MOTOR | | | |
| 1/5–3/4 | 230 | 3.8 | 1 | EA | 99561 | 5471 1075 230V 1/5-3/4HP 5.6" RESCUE PSC MOTOR | | | |

# 5-Speed, Direct Drive, Blower Motors

## 5.6" Diameter, Electronically Controlled, High Efficiency



- No capacitor needed
- Reversible rotation
- Electronically protected motor
- Class B insulation
- Ball bearing
- Continuous duty, air over
- 36" leads
- Shaft dimension: 1/2" x 4"

| HP | Volts | Amps | RPM/ Speeds | STD PKG | U/M | BERCOR NUMBER | DESCRIPTION | PC-1 1-4 | PC-2 5-9 | PC-3 10 |
|---|---|---|---|---|---|---|---|---|---|---|
| 1/3–1/5 | 115-208/230 | 4.0-3.0/2.6 | 1075/5 | 1 | EA | 99663 | 5522ET 1075 115/230V 1/3-1/5HP ECOTECH MOTOR DD 5.6" | | | |
| 1/2–1/4 | 115-208/230 | 5.9-4.6/3.9 | 1075/5 | 1 | EA | 99686 | 5532ET 1075 1/2-1/4 115/230V ECOTECH MOTOR DD 5.6" | | | |
| 3/4–1/3 | 115-208/230 | 8.1-6.1/5.2 | 1075/5 | 1 | EA | 99666 | 5542ET 1075 115/230V 3/4-1/3HP ECOTECH MOTOR DD 5.6" | | | |

# Direct Drive Fan and Blower Motors

## 5.0" Diameter, Single-Shaft, Open Air Over,



- Sleeve bearings have all angle thrust system
- Designed for use with 370V capacitors
- Continuous duty, air over
- 24" line leads unless otherwise noted
- Automatic reset thermal overload protector
- Class B insulation

**Capacitor Not Included**

| HP | Volts | Amps | RPM | STD PKG | U/M | BERCOR NUMBER | DESCRIPTION | PC-1 1-4 | PC-2 5-9 | PC-3 10 |
|---|---|---|---|---|---|---|---|---|---|---|
| 1/6 | 115 | 3.0 | 1050 | 1 | EA | 99705 | 1127P 1050DD 115V 1/6HP 5" FAN & BLOWER MOTOR | | | |
| 1/5 | 115 | 3.2 | 1050 | 1 | EA | 99501 | 1338P 1050/3DD 115V 1/5HP 5" FAN & BLOWER MOTOR | | | |

# 1-and 2-Speed, Belt Drive, Fan and Blower Motors

## 5-1/2" Diameter, Split-Phase, Dripproof



- Resilient base
- Class B insulation
- Reversible rotation
- Automatic reset overload protection.
- With threaded conduit hole
- NEMA Frame: 56
  (Model 5793C: 56Z)

**1-Speed**

| HP | Volts | Amps | RPM | Serv Fctr | STD PKG | U/M | BERCOR NUMBER | DESCRIPTION | PC-1 1-4 | PC-2 5-9 | PC-3 10 |
|---|---|---|---|---|---|---|---|---|---|---|---|
| 1/2 | 115/230 | 8.0/4.0 | 1725 | 1.25 | 1 | EA | 99532 | 4114 1725/1 115/230V 1/2HP BELTED FAN & BLOWER MOTOR REV | | | |
| 3/4 | 115/230 | 11.2/5.6 | 1725 | 1.25 | 1 | EA | 99271 | 4115 1725/1 115/230V 3/4HP BELTED FAN AND BLOWER MOTOR | | | |

**2-Speed**

| | | | | | | | | | | | |
|---|---|---|---|---|---|---|---|---|---|---|---|
| 1/3 | 115 | 5.9/3.6 | 1725 | 1.00 | 1 | EA | 99307 | 5793C 1725/1140 115V 1/8-1/3HP BELTED FAN AND BLOWER MOTOR | | | |

# 1-Speed, Belt Drive, Fan and Blower Motors

## Split Phase, Open, Dripproof, Single Shaft



- 1.35 service factor
- NEMA Frame: 48 (Model 3618: 48Z)
- Automatic reset thermal overload protection
- Class B insulation
- Resilient base
- Threaded conduit hole
- Reversible rotation
- RPMs: 1725

| HP | Volts | Amps | STD PKG | U/M | BERCOR NUMBER | DESCRIPTION | PC-1 1-4 | PC-2 5-9 | PC-3 10 |
|---|---|---|---|---|---|---|---|---|---|
| 1/4 | 115 | 5.3 | 1 | EA | 99515 | 8000 1725 115V 1/4HP BELTED FAN & BLOWER MOTOR REV | | | |
| 1/4 | 115/208-230 | 5.2/2.5-2.6 | 1 | EA | 99530 | 3618 1725/1 115/230V 1/4HP BELTED FAN & BLOWER MOTOR REV | | | |
| 1/3 | 115 | 6.4 | 1 | EA | 99516 | 8100 1725 115V 1/3HP BELTED FAN & BLOWER MOTOR REV | | | |
| 1/3 | 115/208-230 | 6.8/3.1-3.4 | 1 | EA | 99531 | 8438 1725/1 115/230V 1/3HP BELTED FAN & BLOWER MOTOR REV | | | |
| 1/2 | 115 | 8.0 | 1 | EA | 99517 | 8200 1725 115V 1/2HP BELTED FAN & BLOWER MOTOR REV | | | |

# 2-Speed, Multi-horsepower Condenser Fan Motors

## 5.6" Diameter, Totally Enclosed Air Over



- Automatic reset thermal overload
- Ball bearings
- 48" leads
- Special treated rotor for corrosion protection
- Reversible rotation
- Suitable for use with 370 V capacitors
- Continuous duty, air over
- Extended mounting studs

**Capacitor Not Included**

| HP | Volts | Amps | RPMs | Mfd. Cap. | STD PKG | U/M | BERCOR NUMBER | DESCRIPTION | PC-1 1-4 | PC-2 5-9 | PC-3 10 |
|---|---|---|---|---|---|---|---|---|---|---|---|
| 1/6–1/3 | 208/230 | 1.9 | 825 | 10/7.5 | 1 | EA | 99554 | 5464 825 230V 1/6-1/3HP 5.6" RESCUE PSC MOTOR | | | |
| 1/6–1/3 | 208/230 | 2.6 | 1075 | 7.5/5 | 1 | EA | 99541 | 5462 1075 230V 1/6-1/3HP 5.6" RESCUE PSC MOTOR | | | |
| 1/5–1/2 | 208/230 | 3.0 | 1075 | 12.5/10 | 1 | EA | 99560 | 5465 1075 230V 1/6-1/2HP 5.6" RESCUE PSC MOTOR | | | |
| 1/4–3/4 | 208-230 | 4.0 | 1075 | 15/15 | 1 | EA | 99286 | 5482H 1075 230V 1/4-3/4 5.6" RESCUE PSC MOTOR | | | |

# 1-Speed, PSC Condenser Fan Motors

## 5.0" Diameter, Totally Enclosed, Air Over



- Automatic reset thermal overload
- Ball bearings
- Special treated rotor for corrosion protection
- EZ-FIT mounting system to cover 4.3", 4.4", or 4.6" bolt circle mounts
- Reversible rotation
- 36" leads
- Continuous duty, air over
- Extended mounting studs

**Capacitor Not Included**

| HP | Volts | Amps | RPMs | Mfd. Cap. | STD PKG | U/M | BERCOR NUMBER | DESCRIPTION | PC-1 1-4 | PC-2 5-9 | PC-3 10 |
|---|---|---|---|---|---|---|---|---|---|---|---|
| 1/8–1/12 | 208/230 | 0.8 | 1075 | 5.0 | 1 | EA | 99283 | 5440H 1075 230V 1/8-1/12HP 5" RESCUE PSC MOTOR | | | |
| 1/4–1/6 | 208/230 | 1.5 | 1075 | 5.0 | 1 | EA | 99284 | 5441H 1075 230V 1/4-1/6HP 5" RESCUE PSC MOTOR | | | |

# 1-Speed, PSC Condenser Fan Motors

## 5.0" Diameter, Totally Enclosed Air Over



- Automatic reset thermal overload
- Shaft down mount
- 42" leads
- Reversible rotation
- Suitable for use with 370 V capacitors

**Capacitor Not Included**

| HP | Volts | Amps | RPMs | Mfd. Cap. | STD PKG | U/M | BERCOR NUMBER | DESCRIPTION | PC-1 1-4 | PC-2 5-9 | PC-3 10 |
|---|---|---|---|---|---|---|---|---|---|---|---|
| 1/8 | 208/230 | 0.90 | 1075 | 5.0 | 1 | EA | 99260 | 2249 1075/1 230V 1/8HP 5" CONDENSER FAN MOTOR REVERSIBLE | | | |
| 1/5 | 208/230 | 1.60 | 1075 | 5.0 | 1 | EA | 99259 | 2246 1075/1 230V 1/5HP 5" CONDENSER FAN MOTOR REVERSIBLE | | | |
| 1/4 | 208/230 | 1.70 | 1075 | 7.5 | 1 | EA | 99261 | 2250 1075/1 230V 1/4HP 5" CONDENSER FAN MOTOR REVERSIBLE | | | |

# 1- and 2-Speed PSC Condenser Fan Motors

## 5.6" Diameter, Totally Enclosed Air Over



- 140° F/60° C ambient design
- Sleave bearings have all angle thrust system
- Suitable for use with 370 volt capacitors
- Extended studs
- 30" leads
- Hubless lead end
- Drain holes both ends
- Automatic thermal overload protector
- Continuous duty air over
- Shaft up or down motor
- Class B insulation

**Capacitor Not Included**

| HP | Volts | Amps | RPM/ Spds | Mfd. Cap. | STD PKG | U/M | BERCOR NUMBER | DESCRIPTION | PC-1 1-4 | PC-2 5-9 | PC-3 10 |
|---|---|---|---|---|---|---|---|---|---|---|---|
| 1/12 | 208/230 | 0.7 | 1100 | 5.0 | 1 | EA | 99264 | 3401 1100/1 230V 1/12HP 5.6" CONDENSER FAN MOTOR | | | |
| 1/10 | 208/230 | 0.8 | 1100 | 5.0 | 1 | EA | 99265 | 3402 1100/1 230V 1/10HP 5.6" CONDENSER FAN MOTOR | | | |
| 1/6 | 208/230 | 1.0 | 825 | 5.0 | 1 | EA | 99670 | 1873 825/1 230V 1/6HP 5.6" CONDENSER FAN MOTOR REVERSIBLE | | | |
| 1/6 | 208/230 | 0.8 | 1500 | 5.0 | 1 | EA | 99266 | 3405 1500/1 230V 1/6HP 5.6" CONDENSER FAN MOTOR | | | |
| 1/4 | 460 | 1.0 | 825 | 5.0 | 1 | EA | 99253 | 1880 825/1 460V 1/4HP 5.6" CONDENSER FAN MOTOR REVERSIBLE | | | |
| 1/4 | 208/230 | 1.5 | 1075 | 5.0 | 1 | EA | 99654 | 1860 1075 230V 1/4HP 5.6" CONDENSER FAN MOTOR REVERSIBLE | | | |
| 1/4 | 460 | 0.8 | 1115 | 7.5 | 1 | EA | 99267 | 3736 1075/1 460V 1/4HP 5.6" CONDENSER FAN MOTOR REVERSIBLE | | | |
| 1/3-1/5 | 208/230 | 2.4-1.4 | 825 | 7.5 | 1 | EA | 99671 | 1875 825/1 230V 1/3HP 5.6" CONDENSER FAN MOTOR REVERSIBLE | | | |
| 1/3 | 208/230 | 2.0 | 1130 | 7.5 | 1 | EA | 99655 | 1861 1075/1 230V 1/3HP 5.6" CONDENSER FAN MOTOR REVERSIBLE | | | |
| 1/3 | 460 | 1.3 | 1115 | 7.5 | 1 | EA | 99268 | 3737 1075/1 460V 1/3HP 5.6" CONDENSER FAN MOTOR REVERSIBLE | | | |
| 1/3 | 208/230 | 1.9 | 1625 | 5.0 | 1 | EA | 99254 | 1891 1625/1 230V 1/3HP 5.6" CONDENSER FAN MOTOR REVERSIBLE | | | |
| 1/2 | 208/230 | 3.1 | 1075 | 10.0 | 1 | EA | 99656 | 1862 1075/1 230V 1/2HP 5.6" CONDENSER FAN MOTOR REVERSIBLE | | | |
| 1/2 | 460 | 1.5 | 1115 | 10.0 | 1 | EA | 99269 | 3738 1075/1 460V 1/2HP 5.6" CONDENSER FAN MOTOR REVERSIBLE | | | |
| 1/2 | 208/230 | 2.9 | 1075/2 | 10.0 | 1 | EA | 99523 | 8671 1075/2 230V 1/2HP 5.6" CONDENSER FAN MOTOR REVERSIBLE | | | |
| 3/4 | 208/230 | 4.7 | 1075 | 10.0 | 1 | EA | 99662 | 1868 1075/1 230V 3/4HP 5.6" CONDENSER FAN MOTOR REVERSIBLE | | | |
| 3/4 | 460 | 2.0 | 1075 | 10.0 | 1 | EA | 99270 | 3742 1075/1 460V 3/4HP 5.6" CONDENSER FAN MOTOR REVERSIBLE | | | |

# 1-Speed, PSC, Condenser Fan Motors

## 5.6" Diameter, Dripproof, Open



- 60 Hz
- Capacitor mounting holes in frame band
- Shaft up or horizontal
- Continuous duty, air over
- Water slinger
- Designed for 370 volt capacitors
- Automatic thermal overload protector
- Sleeve bearings have all angle thrust system
- Reversible
- Class B insulation
- Extended studs are 8-32
- 30" leads
- 1/2" shaft with 5" shaft length, double flats on shaft
- Shaft endshield and frame band are enclosed, lead endshield is ventilated

**Capacitor Not Included**

| HP | Volts | Amps | RPM | Mfd. Cap. | STD PKG | U/M | BERCOR NUMBER | DESCRIPTION | PC-1 EACH |
|---|---|---|---|---|---|---|---|---|---|
| 1/4 | 230 | 1.9 | 1075 | 5 | 1 | EA | 99585 | 8302 1075/2 230V 1/4HP 5.6" CONDENSER FAN MOTOR REVERSIBLE | |
| 1/4 | 208/230 | 1.7 | 1075 | 5 | 1 | EA | 99657 | 3851 1075/1 230V 1/4HP 5.6" CONDENSER FAN MOTOR REVERSIBLE | |
| 1/3 | 208/230 | 2.2 | 1075 | 5 | 1 | EA | 99658 | 6880 1075 230V 1/3HP 5.6" CONDENSER FAN MOTOR REVERSIBLE | |
| 1/2 | 208/230 | 3.1 | 1075 | 7.5 | 1 | EA | 99659 | 3852 1075/1 230V 1/2HP 5.6" CONDENSER FAN MOTOR REVERSIBLE | |

# 1- Speed, PSC, Commercial Condenser Fan Motor

## 5.6" Diameter, Totally Enclosed Air Over



- Includes internal conduit box
- Automatic thermal overload protector
- Reversible shaft rotation
- Double-sealed ball bearing
- Continuous duty, air over
- 40° C ambient
- Class B insulation
- 1/2" shaft

**Capacitor Not Included**

| HP | Volts | Amps | RPM | Mfd. Cap. | STD PKG | U/M | BERCOR NUMBER | DESCRIPTION | PC-1 EACH |
|---|---|---|---|---|---|---|---|---|---|
| 3/4 | 208-230/460 | 4.6/2.3 | 1075 | 12.5 | 1 | EA | 99697 | 2202 1075 230/460V 3/4HP 5.6" COMMERCIAL CONDENSER FAN MOTOR | |

# 1- Speed, PSC, Commercial Condenser Fan Motor

## 6.3" Diameter, Totally Enclosed Air Over



- Includes internal conduit box
- Automatic thermal overload protector
- Reversible shaft rotation
- Double-sealed ball bearing
- Continuous duty, air over
- 40° C ambient
- Class B insulation
- 5/8" shaft

**Capacitor Not Included**

| HP | Volts | Amps | RPM | Mfd. Cap. | STD PKG | U/M | BERCOR NUMBER | DESCRIPTION | PC-1 EACH |
|---|---|---|---|---|---|---|---|---|---|
| 1 | 208-230/460 | 5.2/2.6 | 1075 | 17.5 | 1 | EA | 99698 | 2203 1075 230/460V 1HP 6.3" COMMERCIAL CONDENSER FAN MOTOR | |

# 3-Phase Commercial Condenser Fan Motor

## Open Dripproof, Air Over



- Automatic reset thermal overload protector
- Shaft-up mounting
- Double-sealed ball bearings
- Class B insulation
- NEMA frame: 56Z
- Reversible rotation
- Continuous duty, air over
- Dual voltage
- 140° F (60° C) ambient rated

**Capacitor Not Included**

| HP | Volts | Amps | RPM | STD PKG | U/M | BERCOR NUMBER | DESCRIPTION | PC-1 1-4 | PC-2 5-9 | PC-3 10 |
|---|---|---|---|---|---|---|---|---|---|---|
| 1-1/2 | 208-230/460 | 6.2/3.1 | 1140 | 1 | EA | 99596 | 1819(H) 1140 1-1/2HP 208/230/460 COMMERCIAL CONDENSER FAN MOTOR | | | |

# 3-Speed, Double Shaft Fan and Blower Motors

## 5.6" Diameter, Open Dripproof Air Over



- Automatic reset thermal overload protector
- CCW rotation lead end
- Sleeve bearings have all angle thrust system
- Continuous duty, air over
- Connection and capacitor information furnished on nameplate
- When supplied, capacitor and mounting hardware are supplied detached
- Green ground lead
- 20" leads
- Designed for use with 370V capacitors
- Mounting holes in shell for mounting capacitor
- Hub rings are 2-1/4" diameter, furnished detached, with extra metal outer rings for adapting to 2-1/2" diameter
- Capacitor and Mounting Kit
  Included with models 1887, 1213, 1824
  Not included with models 3134, 3135, 3136
- Class B Insulation

| HP | Volts | Amps | RPM/ Spds | Mfd Cap | STD PKG | U/M | BERCOR NUMBER | DESCRIPTION | PC-1 1-4 | PC-2 5-9 | PC-3 10 |
|---|---|---|---|---|---|---|---|---|---|---|---|
| 1/4 | 230 | 1.9 | 1075/3 | 5.0 | 1 | EA | 99599 | 3134 1075/3 230V 1/4HP 5.6" FAN & BLOWER MOTOR DOUBLESHAFT | | | |
| 1/3 | 230 | 2.2 | 1625/3 | 5.0 | 1 | EA | 99603 | 1887 1625/3 230V 1/3HP 5.6" FAN & BLOWER MOTOR DOUBLESHAFT | | | |
| 1/3 | 230 | 2.5 | 1075/3 | 5.0 | 1 | EA | 99797 | 1213 1075/3 230V 1/3 HP 5.6" FAN & BLOWER MOTOR DOUBLESHAFT | | | |
| 1/3 | 230 | 2.5 | 1075/3 | 5.0 | 1 | EA | 99262 | 3135 1075/3 230V 1/3HP 5.6" FAN & BLOWER MOTOR DOUBLESHAFT | | | |
| 1/2 | 230 | 4.5 | 1075/3 | 5.0 | 1 | EA | 99263 | 3136 1075/3 230V 1/2HP 5.6" FAN & BLOWER MOTOR DOUBLESHAFT | | | |

# 1-Speed, Oil Burner Motors

## Split-Phase, 5-1/2" Diameter, Totally Enclosed



- 40° C ambient
- 20" leads
- 1.0 service factor
- Manual reset thermal overload protector
- 48N flange is ventilated
- Class A insulation
- Sleeve bearings all have angle thrust system
- Electronically protected motor

| HP | Volts | Amps | RPM | Frame | STD PKG | U/M | BERCOR NUMBER | DESCRIPTION | PC-1 1-4 | PC-2 5-9 | PC-3 10 |
|---|---|---|---|---|---|---|---|---|---|---|---|
| 1/8 | 115 | 2.4 | 1725 | 48N | 1 | EA | 99536 | 3196 1725RPM 115V 1/8HP OIL BURNER MOTOR REVERSIBLE | | | |
| 1/7 | 115 | 2.3 | 3450 | 48M | 1 | EA | 99506 | 5866 1/7HP 115V 3450RPM 115V 1/7HP OIL BURNER MOTOR | | | |
| 1/6 | 115 | 3.1 | 1725 | 48N | 1 | EA | 99535 | 3252 1725RPM 115V 1/6HP OIL BURNER MOTOR REVERSIBLE | | | |

# 1-Speed, General Purpose Motors

## Single-Phase, Open Dripproof



- Class A or B insulation
- Reversible Rotation
- 40 degree ambient, 60 Hz
- Continuous duty
- Resilient base
- Capacitor start
- NEMA Frame: 56

| HP | Volts | Amps | RPM | STD PKG | U/M | BERCOR NUMBER | DESCRIPTION | PC-1 1-4 | PC-2 5-9 | PC-3 10 |
|---|---|---|---|---|---|---|---|---|---|---|
| 3/4 | 115/230 | 11.6/5.8 | 1800 | 1 | EA | 99597 | 1660 1725/1 115/230V 3/4HP GENERAL PURPOSE ODP MOTOR REV | | | |
| 1 | 115/230 | 8.8/4.4 | 1725 | 1 | EA | 99625 | D1CPA2PH9 1725/1 115/230V 1HP GENERAL PURPOSE ODP MOTOR REV | | | |

# 3-Phase, General Purpose Motors

## Open Dripproof, NEMA Premium Efficient



- Class F insulation, Class B rise at service factor (140 frame and larger)
- Rolled steel frame 56-320, cast iron frame 360-440
- Aluminum end shields 56-250, cast iron end shields 280-440
- Full HP at 50 Hz
- Regreasable bearings 180 frames and up

| HP | Volts | RPM | NEMA Frame | STD PKG | U/M | BERCOR NUMBER | DESCRIPTION | PC-1 EACH |
|---|---|---|---|---|---|---|---|---|
| 3 | 208/230/460 | 1800 | 182T | 1 | EA | 99634 | D3P2D (D3E2D) 3HP GENERAL PURPOSE US MOTOR | |
| 15 | 208/230/460 | 1800 | 254T | 1 | EA | 99638 | D15E2D 15HP GENERAL PURPOSE US MOTOR | |
| 20 | 208/230/460 | 1800 | 256T | 1 | EA | 99639 | D20E2D 20HP GENERAL PURPOSE US MOTOR | |
| 25 | 208/230/460 | 1800 | 284T | 1 | EA | 99629 | D25E2D 25HP GENERAL PURPOSE US MOTOR | |

# Specialty Replacement Motors



9632



9624



10889

## Open Ventilated Fan and Blower Duty Shaded Pole and PSC, 3.3" Diameter, Continuous Duty Air Over

| HP | Volts | RPM | NEMA Frame | STD PKG | U/M | BERCOR NUMBER | DESCRIPTION | PC-1 EACH |
|---|---|---|---|---|---|---|---|---|
| 1/20 | 115 | 1550 | 33 | 1 | EA | 99720 | 9632 1550DD 115V 1/20HP 3.3" FAN & BLOWER MOTOR | |

## Totally Enclosed Fan and Blower Duty, Single Shaft, 3.3" Diameter, Shaded Pole and PSC, 60 Hz., Continuous Duty Air Over

| HP | Volts | RPM | NEMA Frame | STD PKG | U/M | BERCOR NUMBER | DESCRIPTION | PC-1 1-4 | PC-2 5-9 | PC-3 10 |
|---|---|---|---|---|---|---|---|---|---|---|
| 1/50 | 115 | 1550 | 33 | 1 | EA | 99702 | 9624 1550 115V 1/50HP 3.3" FAN & BLOWER MOTOR | | | |

## Fan Coil Units, Shaded Pole, 5" Diameter, 60 Hz., Thermally Protected, Continuous Duty Air Over

| HP | Volts | RPM | STD PKG | U/M | BERCOR NUMBER | DESCRIPTION | PC-1 EACH |
|---|---|---|---|---|---|---|---|
| 1/10 | 115 | 1050 | 1 | EA | 99723 | 10889 1/10HP 115V 3.5A 1050RPM 5-SPEED MOTOR | |

# 1-Speed, PSC, Condenser Fan Motors

## 5.6" Diameter, Totally Enclosed



- 60 C ambient design
- Reversible rotation
- Through bolt or band mounting
- Full 6 inch shaft length
- All angle sleeve or ball bearings
- Up/down design
- Class B insulation
- Single-phase, 60 Hz.
- Automatic thermal overload protected
- 26 inch leads

| RPM | Mfd. Cap. | Volts | STD PKG | U/M | BERCOR NUMBER | DESCRIPTION | PC-1 1-4 | PC-2 5-9 | PC-3 10 |
|---|---|---|---|---|---|---|---|---|---|
| 825 | 5 | 208-230 | 1 | EA | 95752 | 10403 1/6 HP CONDENSER FAN MOTOR 208-230VOLT 825RPM | | | |
| 825 | 7.5 | 208-230 | 1 | EA | 95753 | 10405 1/3HP CONDENSER FAN MOTOR 208-230VOLT 825RPM | | | |
| 1075 | 5 | 208-230 | 1 | EA | 95754 | 10728 1/4HP CONDENSER FAN MOTOR 208-230VOLT 1075RPM | | | |
| 1075 | 7.5 | 208-230 | 1 | EA | 95755 | 10729 1/3HP CONDENSER FAN MOTOR 208-230VOLT 1075RPM | | | |
| 1075 | 10 | 208-230 | 1 | EA | 95756 | 10730 1/2HP CONDENSER FAN MOTOR 208-230VOLT 1075RPM | | | |
| 1075 | 10 | 208-230 | 1 | EA | 95757 | 10731 3/4HP CONDENSER FAN MOTOR 208-230VOLT 1075RPM | | | |

# 2-Speed, PSC, Condenser Fan Motors

## Multi-Horsepower, 5.6", Totally Enclosed



- Single-phase, 60 Hz.
- Through bolt or band mounting
- Air conditioning or heat pump duty
- Overload protection
- Class B insulation
- Water slinger on shaft

| RPM | Mfd. Cap. | Volts | STD PKG | U/M | BERCOR NUMBER | DESCRIPTION | PC-1 1-4 | PC-2 5-9 | PC-3 10 |
|---|---|---|---|---|---|---|---|---|---|
| 825 | 7.5 | 208-230 | 1 | EA | 95758 | 10469 1/6-1/3 MULTI HP 825RPM 208-230V CONDENSER FAN MOTOR | | | |
| 1075 | 10 | 208-230 | 1 | EA | 95759 | 10465 1/6-1/3 MULTI HP 1075RPM 208-230V CONDENSER FAN MOTOR | | | |
| 1075 | 12.5 | 208-230 | 1 | EA | 95760 | 10468 1/5-1/2 MULTI HP 1075RPM 208-230V CONDENSER FAN MOTOR | | | |

# 1-Speed, PSC, Fan and Blower Motors

## Belt Drive, 5.5" Diameter



- 1.35 service factor
- NEMA frame 48
- Class B insulation
- Resilient base mounted
- Reversible

| HP | Volts | Amps | RPMs | STD PKG | U/M | BERCOR NUMBER | DESCRIPTION | PC-1 1-4 | PC-2 5-9 | PC-3 10 |
|---|---|---|---|---|---|---|---|---|---|---|
| 1/4 | 115 | 4.3 | 1725 | 1 | EA | 95774 | 10401 1/4 HP 115V 1725 RPM REV BELT DRIVE | | | |
| 1/3 | 115 | 5.8 | 1725 | 1 | EA | 95775 | 10406 1/3 HP 115V 1725 RPM REV BELT DRIVE | | | |
| 1/2 | 115 | 7.7 | 1725 | 1 | EA | 95776 | 10408 1/2 HP 115V 1725 RPM REV BELT DRIVE | | | |

# Super-Fit™ Condenser Fan Motor

## Multi-Horsepower, 42 Frame, Totally Enclosed



### Specifications:

- Class "B" insulation
- 42 frame
- Single phase, 60 Hz
- Continuous air over
- Thermal overload protected
- Continuous duty
- 36 inch leads
- Horsepower: 1/4, 1/5, 1/6
- Volts: 208-230
- Amps: 1.5
- RPM: 1075

### Features:

- Super-Fit™ mounting holes for Trane 4.33, 4.42, and 4.62 bolt circle mounting. Includes self threading screws.
- All angle mount, ball bearing
- Reversibe rotation
- Multi-HP
- Capacitor requirement noted on motor label
- 1/2 inch diameter flatter shaft
- Totally enclosed

| STD PKG | U/M | BERCOR NUMBER | DESCRIPTION | PC-1 EACH |
|---|---|---|---|---|
| 1 | EA | 95773 | 10723 1/4 TO 1/6 MULTI-HORSE POWER CONDENSER FAN MOTOR | |

# 3-Speed, PSC, Furnace Blower Motors

## Direct Drive Torsion Flex Mount, 5.5" Diameter, Open



### Features

- Sleeve bearing
- Torsion flex mount
- 3 speeds
- 4-1/2" L x 1/2" Dia. shaft
- Torsion mount sleeves and grommets included

### Specifications

- Class "B" insulation
- Single-phase, 60 Hz.
- Thermal overload protected
- Fan duty, continuous, air over
- Open construction
- 36" leads

| Volts | Amps | Cap Req. | STD PKG | U/M | BERCOR NUMBER | DESCRIPTION | PC-1 EACH |
|---|---|---|---|---|---|---|---|
| 115 | 6.1 | 5/370 | 1 | EA | 95750 | 10685 1/3 HP 115V PSC T FLEX FURN BLWR MOTOR | |
| 115 | 7.5 | 10/370 | 1 | EA | 95751 | 10687 1/2 HP 115V PSC T FLEX FURN BLWR MOTOR | |

## 3-Speed, PSC, Furnace Blower Motors

### Direct Drive, 5.6" Diameter, Open



- All angle sleeve bearings
- 1/2" extended through bolts
- 2-1/4" resilient rings plus 4 split rings
- Reversible rotations
- 4" long, 1/2" diameter shaft
- Single-phase, 60 Hz.
- Overload protections
- Fan duty, continuous, air over
- Open construction
- Class B insulation

| RPM | Mfd. Cap. | Volts | STD PKG | U/M | BERCOR NUMBER | DESCRIPTION | PC-1 1-4 | PC-2 5-9 | PC-3 10 |
|---|---|---|---|---|---|---|---|---|---|
| 1075/3 | 5 | 115 | 1 | EA | 95765 | 10583 1/4HP DIRECT DRIVE 115V FURNACE BLOWER MOTOR | | | |
| 1075/3 | 5 | 208-230 | 1 | EA | 95766 | 10584 1/4HP DIRECT DRIVE 208-230V FURNACE BLOWER MOTOR | | | |
| 1075/3 | 5 | 115 | 1 | EA | 95767 | 10585 1/3HP DIRECT DRIVE 115V FURNACE BLOWER MOTOR | | | |
| 1075/3 | 5 | 208-230 | 1 | EA | 95768 | 10586 1/3HP DIRECT DRIVE 208-230V FURNACE BLOWER MOTOR | | | |
| 1075/3 | 10 | 115 | 1 | EA | 95769 | 10587 1/2HP DIRECT DRIVE 115V FURNACE BLOWER MOTOR | | | |
| 1075/3 | 7.5 | 208-230 | 1 | EA | 95770 | 10588 1/2HP DIRECT DRIVE 208-230V FURNACE BLOWER MOTOR | | | |
| 1075/3 | 15 | 115 | 1 | EA | 95771 | 10589 3/4HP DIRECT DRIVE 115V FURNACE BLOWER MOTOR | | | |
| 1075/3 | 10 | 208-230 | 1 | EA | 95772 | 10590 3/4HP DIRECT DRIVE 208-230V FURNACE BLOWER MOTOR | | | |

## 5-Speed, PSC, Furnace Blower Motors

### Direct Drive, Multi-Horsepower, 5.6" Diameter, Open



- Single-phase, 60 Hz.
- Overload protection
- Class B insulation
- 2-1/2" resilient rings
- Reversible rotation

| RPM | Mfd. Cap. | Voltage | STD PKG | U/M | BERCOR NUMBER | DESCRIPTION | PC-1 1-4 | PC-2 5-9 | PC-3 10 |
|---|---|---|---|---|---|---|---|---|---|
| 1075/4 | 7.5 | 115 | 1 | EA | 95761 | 10463 MULTI 1/6-1/2HP 115V DIRECT DRIVE BLOWER MOTOR | | | |
| 1075/4 | 7.5 | 230 | 1 | EA | 95762 | 10464 MULTI 1/6-1/2HP 230V DIRECT DRIVE BLOWER MOTOR | | | |
| 1075/4 | 7.5 | 115 | 1 | EA | 95763 | 10466 MULTI 1/5-3/4HP 115V DIRECT DRIVE BLOWER MOTOR | | | |
| 1075/4 | 7.5 | 230 | 1 | EA | 95764 | 10467 MULTI 1/5-3/4HP 230V DIRECT DRIVE BLOWER MOTOR | | | |

## Azure Digi-Motor—4 Speed, ECM, Blower Motor

### Direct Drive, 5-1/2" Diameter



- Outboard replaceable surge protector
- 625 RPM constant fan mode
- Reversible rotation
- 85% efficiency
- Dual voltage
- 4 Speeds
- Class "B" insulation
- UL and CSA recognized

| RPM | Volts | HP | STD PKG | U/M | BERCOR NUMBER | DESCRIPTION | PC-1 1-4 | PC-2 5-9 | PC-3 10 |
|---|---|---|---|---|---|---|---|---|---|
| 1075 | 115/230 | 1/5–1/2 | 1 | EA | 94465 | 10860 1/5-1/2HP DIRECT DRIVE AZURE DIGI MOTOR 5 SPEED | | | |
| 1075 | 115/230 | 1/2–1 | 1 | EA | 94466 | 10861 1/2-1HP DIRECT DRIVE AZURE DIGI MOTOR 5 SPEED | | | |

# REZNOR® 1-Speed, Direct Drive, Unit Heater Motors

## Single Shaft, 5.7" Diameter, 48 Frame

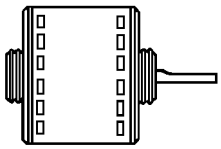

- CCW (viewed opposite shaft end)
- 1/2" shaft
- Continuous air over sleeve bearings
- Single phase
- 4 bolt mounting on 5.15 bolt centers
- Used on Reznor and other unit heaters
- 115 volts
- 60 Hz.

| Mfd. Cap. (370 Volts) | F.L. Amps | Shaft Length | RPM | STD PKG | U/M | BERCOR NUMBER | DESCRIPTION | PC-1 EACH |
|---|---|---|---|---|---|---|---|---|
| 6 | 4.0 | 4.50 | 850 | 1 | EA | 62472 | RZ095545 1/4 HP OPEN FAN MOTOR | |
| None | 6.5 | 4.50 | 850 | 1 | EA | 62478 | RZ156275 1/2 HP FAN MOTOR | |
| 4 | 3.3 | 1.75 | 1140 | 1 | EA | 62594 | RZ016072 1/6 HP MOTOR | |
| 5 | 5.5 | 2.63 | 1140 | 1 | EA | 62619 | RZ064679 1/4 HP MOTOR | |

# REZNOR® 1-Speed, Direct Drive, Unit Heater Motors

## Single Shaft, 5" Diameter, NEMA 42

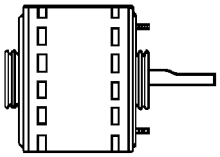

- Shaded pole and permanent split capacitor
- CCW (viewed opposite shaft end)
- 1/2" shaft
- Single phase
- Continuous air over sleeve bearings
- 3 bolt mounting on 120° apart
- Used on Reznor and other unit heaters
- 115 volts
- 60 Hz.

| Mfd. Cap. (370 Volts) | F.L. Amps | Shaft Length | RPM | STD PKG | U/M | BERCOR NUMBER | DESCRIPTION | PC-1 EACH |
|---|---|---|---|---|---|---|---|---|
| 10 | 2.5 | 4.50 | 900 | 1 | EA | 62473 | RZ095546 1/6 HP OPEN FAN MOTOR | |
| S.P. | 3.9 | 4.00 | 1050 | 1 | EA | 62476 | RZ095547 1/20 HP FAN MOTOR | |
| S.P. | 2.7 | 4.00 | 1000 | 1 | EA | 62477 | RZ095548 1/30 HP FAN MOTOR | |
| S.P. | 1.6 | 4.00 | 1050 | 1 | EA | 62494 | RZ045331 1/40 HP MOTOR | |
| S.P. | 2.55 | 4.00 | 1050 | 1 | EA | 62592 | RZ009892 1/20 HP MOTOR | |
| S.P. | 3.0 | 4.00 | 1050 | 1 | EA | 62616 | RZ055680 1/20 HP MOTOR | |
| 5 | 2.5 | 2.72 | 1140 | 1 | EA | 62617 | RZ055681 1/8 HP MOTOR | |
| 5 | 4.6 | 2.75 | 1130 | 1 | EA | 62618 | RZ088781 1/6 HP MOTOR | |

# Unitronix Evaporator/Condenser Double Duty Motors



- Special wide temperture range lubrication system
- High capacity oil reservoir spiral grooved shaft for efficient distribution of oil to the bearing surface
- Mounting hardware and water shield included
- Tapped and drilled mounting holes
- 1550 RPM standard
- Cast iron
- Unit bearing
- 15" leads

| STD PKG | U/M | BERCOR NUMBER | DESCRIPTION | PC-1 EACH |
|---|---|---|---|---|
| 1 | EA | 99645 | 00621 6-12 WATTS 115VOLT CW EVAP/CONDENSER-UNITRONIX MOTOR | |
| 1 | EA | 99646 | 00624 14-16 WATTS 115VOLT CW EVAP/CONDENSER-UNITRONIX MOTOR | |

# OEM Blower Motor Cross Reference

| OEM | OEM Model No. | Fasco Model No. |
|---|---|---|
| Alltemp (Rotom) | 7062-4832, R7-RFB350, 1011350 | A173 |
| Amana | 7062-3151, 7062-3703, 7062-4774, D98686-7, D9868614 | A158 |
| Coleman | 7021-6759 | A088 |
| Dornback | 7021-5478 | A088 |
| Goodman | B185900, 7021-6804, JA1M106, JA1M137, 7021-10262, 4MH15 | A079 |
| Goodman | B405900S | A182 |
| Inter City Products | 7002-2792, 7002-2633, 1010975, 1010975P | A172 |
| Inter City Products | 7021-9335, 7021-8735, 7021-9499, 7021-8736, 7021-7700, 7021-9477, 7021-9918, 7021-10275, 1708-607, 1708-607P, 1010324, 1010238P, R7-RFB134, 4MH28 | A134 |
| Inter City Products | 7021-10299, 7021-10702, 7021-8918, 7021-9594, 7021-9935, 7021-9936, 1010312, 1010526, 1010928, 1011095, 1011097, 1011409, 1164280, 7021-9362 | A170 |
| Inter City Products | 7062-4061, 7062-3793, 7062-4703, 1008695, 4MH47, 1009924, 1008695P | A145 |
| Inter City Products | 7062-4783, 7062-4705, 7062-4274, 7062-4201, 7062-4549, 1010491, 1010527P, 1011096, 1011410, 1011412 | A171 |
| Inter City Products | 7062-4785 | A173 |
| Inter City Products | HQ1050144, 7021-10287, 7062-3793, 7062-4703, 4MH40, 1008695, 4MH47 | A151 |
| Lennox | 7002-2975, 313L5501 | A200 |
| Nordyne | 7021-9132, 7021-10171, 7021-10159, 7021-9661, 6212850, 6217000, 4MH26 | A131 |
| Nordyne | 7062-4159, 7062-4639, 7062-4538, 7062-4698, 6216130, FB-RFB130, 4MH43 | A130 |
| PMI/Vulcan Hart | 7062-2513, 70-22165-81, 5C089, 7062-4534, FB-RFB142, 7062-4702, 4MH46 | A142 |
| Rheem/Ruud | 70-21496-01, 7021-5239, 7021-5715, JA1M102, 7021-10268, 4MH21, 74-70-21496-01-06 | A090 |
| Rheem/Ruud | 7062-1881, 7062-2615 | A142 |
| Rheem/Ruud | 7062-3861, 70-24033-01-13, RF-RFB136, 4MH44, 28686, 70-24033-01 | A136 |
| Rheem/Ruud | 74-70-21496-03-01,74-70-21504-03-04, 7021-5615, 7021-10262, 4MH15 | A079 |
| Trane | 7021-7833, 7021-8928, 7021-10286, C661452P01, X38080029010, 4MH39 | A150 |
| Trane | 7062-3956, 7021-4004, 7062-5247, 7062-3616, 7062-5575, D330757P04, D342094P04, 21D340365P03, D330757P035, X38040313037, FB-RFB130, 4MH43 | A130 |
| Trane | B1W24, WG94X167 | A079 |
| York | 7021-8629, 7021-7105, 2940-391, 2940-391-P, 7021-9908, R7-RFB391, 7021-10267, 4MH20 | A088 |
| York | 7021-11577, 7021-11577S,7021-11830, 024-34558-000, 17503 | A225 |
| York | 7058-0266, 7058-0266S, 17500, 024-34490-000 | A226 |
| York | 7062-2442, 7062-3484, 024-25057-000, 7062-3342, 7062-4236, 7062-4536, 7062-4701, 024-25007-000, 024-25007-700, 024-25057-000, RFB-137, 4MH45 | A137 |

# OEM Replacement Blower Motors



**A067**



**A079**



**A090**



**A126**



**A150**



**A151**



**A172**



**A200**



**A225**



**A226**

| STD PKG | U/M | BERCOR NUMBER | DESCRIPTION | PC-1 EACH |
|---|---|---|---|---|
| 1 | EA | 93386 | A067 115VOLT 1 SPEED 1/20HP FASCO BLOWER MOTOR INDUCER | |
| 1 | EA | 93387 | A079 115VOLT 1 SPEED 1.1AMPS FASCO BLOWER MOTOR B1859000 | |
| 1 | EA | 93388 | A088 115VOLT 1 SPEED 1.3AMPS FASCO BLOWER MOTOR | |
| 1 | EA | 93389 | A090 115VOLT 1 SPEED 1.1AMPS FASCO BLOWER MOTOR | |
| 1 | EA | 93393 | A130 115VOLT 1 SPEED 0.7AMPS FASCO BLOWER MOTOR | |
| 1 | EA | 93394 | A131 115VOLT 1 SPEED 1.1AMPS FASCO BLOWER MOTOR | |
| 1 | EA | 93395 | A134 115VOLT 1 SPEED 1.5AMPS FASCO BLOWER MOTOR | |
| 1 | EA | 93396 | A136 115VOLT 1 SPEED .75AMPS FASCO BLOWER MOTOR | |
| 1 | EA | 93397 | A137 115VOLT 1 SPEED 0.7AMPS FASCO BLOWER MOTOR | |
| 1 | EA | 93399 | A142 115VOLT 1 SPEED 0.7AMPS FASCO BLOWER MOTOR | |
| 1 | EA | 93400 | A145 115VOLT 1 SPEED 0.7AMPS FASCO BLOWER MOTOR | |
| 1 | EA | 93401 | A150 208/230 VOLT 1 SPEED 0.5AMPS FASCO BLOWER MOTOR | |
| 1 | EA | 93402 | A151 230VOLT 1 SPEED 0.3AMPS FASCO BLOWER MOTOR | |
| 1 | EA | 93403 | A158 115VOLT 1 SPEED 4.5AMPS FASCO BLOWER MOTOR | |
| 1 | EA | 93404 | A170 115VOLT 1 SPEED 2.3AMPS FASCO BLOWER MOTOR | |
| 1 | EA | 93405 | A171 115VOLT 1 SPEED 0.7AMPS FASCO BLOWER MOTOR | |
| 1 | EA | 93406 | A172 115VOLT 1 SPEED 1.6AMPS FASCO BLOWER MOTOR | |
| 1 | EA | 93407 | A173 115VOLT 1 SPEED 0.8AMPS FASCO BLOWER MOTOR | |
| 1 | EA | 93412 | A182 115VOLT 1 SPEED 1.2AMPS FASCO BLOWER MOTOR B4059000S | |
| 1 | EA | 93408 | A200 115VOLT 1 SPEED 1.95AMPS FASCO BLOWER MOTOR | |
| 1 | EA | 93410 | A225 115VOLT 1 SPEED 2.25AMPS FASCO BLOWER MOTOR | |
| 1 | EA | 93411 | A226 115VOLT 1 SPEED 1.7AMPS FASCO BLOWER MOTOR | |

# Fasco 1-Speed Blower Motor



- Ambient Range: 40° C
- Bearing: Sleeve
- Rotation: CW
- RPM Range: 3000
- Replaces: J238-138-1344

| STD PKG | U/M | BERCOR NUMBER | DESCRIPTION | PC-1 EACH |
|---|---|---|---|---|
| 1 | EA | 93414 | A143 115V 1 SPEED 0.95 AMP FASCO BLOWER MOTOR | |

# Carrier Venter Motor Replacement

Direct replacement for Carrier 80+ furnace (HC21ZE117) 115 volts, 1.80 Amp with ball bearing.

| STD PKG | U/M | BERCOR NUMBER | DESCRIPTION | PC-1 EACH |
|---|---|---|---|---|
| 1 | EA | 93413 | 10704 CARRIER HC21ZE117 VENTER MOTOR REPLACEMENT | |

# Motor Accessories

## For Single Shaft PSC and KCP Direct Drive Motors



**08102**



**08021 For 5.6" diameter motor and and 10" blower mount diameter.**

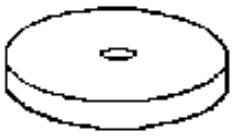

**26**

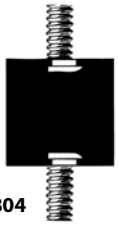

**07804**

| STD PKG | U/M | BERCOR NUMBER | DESCRIPTION | PC-1 EACH |
|---|---|---|---|---|
| 1 | PKG | 99481 | 10 2-1/2" DIAMETER STEEL BANDED RUBBER HUB RING KIT - 1 PAIR | |
| 1 | PKG | 99482 | 15 2-1/2" DIAMETER RUBBER HUB RING KIT - 1 PAIR | |
| 1 | EA | 99783 | 08021 5-1/2IN BLOWER MOUNTING KIT (17) | |
| 1 | EA | 99799 | 25 BELLY BAND MOUNT LUG MOTOR APAPTER | |
| 1 | EA | 99784 | 26 PLASTIC MOTOR RAIN SHIELD | |
| 4 | PKG | 99811 | 07804 IWI RUBBER MOUNT 4/PKG | |
| 10 | EA | 99816 | 08102 BONDED CUSH RING | |
| 25 | EA | 94640 | 93011 ONE HOLE CAP BOOT | |

# Torsion Ring Set Kit



**08049**



**089050**

Torsion flex mounting adapter kits for 9" and 10" blowers.
Kits include 3 grommets, 1 bolt, 1 nut, and 2 steel washers.

- **08049:** For NEMA frame 29 and 39. For use with 4-7/8 through 5-1/16".
- **08050**: For NEMA frame 42 and 48. For use with 4-7/8 through 5-5/8".

| STD PKG | U/M | BERCOR NUMBER | DESCRIPTION | PC-1 EACH |
|---|---|---|---|---|
| 1 | EA | 99512 | 08049 TORSION RING SET KIT (43) | |
| 10 | EA | 99513 | 08050 5-5/8IN TORSION RING SET KIT (44) | |

# Fan Blades and Adaptor Hubs





Rotation indicated in item description is viewed facing air discharge.
Three screws and washers supplied with each hub.

### Fan Blades, 27° Pitch

| STD PKG | U/M | BERCOR NUMBER | DESCRIPTION | PC-1 EACH |
|---|---|---|---|---|
| 4 | EA | 95800 | 40072 10 IN FAN BLADE CW | |
| 4 | EA | 95802 | 40078 12IN FAN BLADE CW | |
| 4 | EA | 95804 | 40084 14IN FAN BLADE CW | |
| 4 | EA | 95805 | 40085 14 IN FAN BLADE CCW | |
| 4 | EA | 95806 | 40090 16 IN FAN BLADE CW | |
| 4 | EA | 95807 | 40091 16IN FAN BLADE CCW | |
| 2 | EA | 95808 | 40096 18 IN FAN BLADE CW | |
| 2 | EA | 95809 | 40097 18 IN FAN BLADE CCW | |
| 2 | EA | 95810 | 40102 20 IN FAN BLADE CW | |
| 2 | EA | 95811 | 40103 20 IN FAN BLADE CCW | |
| 2 | EA | 95812 | 40114 24 IN FAN BLADE CW | |
| 2 | EA | 95813 | 40115 24 IN FAN BLADE CCW | |
| 2 | EA | 95843 | 40108 22IN FAN BLADE CW | |
| 2 | EA | 95844 | 40109 22 IN FAN BLADE CCW | |

### Adaptor Hubs

| | | | | |
|---|---|---|---|---|
| 12 | EA | 95856 | 40003 5/16 IN HUB | |
| 12 | EA | 95857 | 40004 3/8 IN HUB | |
| 12 | EA | 95858 | 40005 1/2 IN HUB | |
| 12 | EA | 95859 | 40006 5/8 IN HUB | |

# Single Piece Aluminum Fan Blades

| STD PKG | U/M | BERCOR NUMBER | DESCRIPTION | PC-1 EACH |
|---|---|---|---|---|
| 1 | EA | 93867 | 07593 10" CW 5/16" BORE 5 WING BLADE W/HUB ON INTAKE | |
| 1 | EA | 93868 | 07922 12" CCW 5/16" BORE 5 WING BLADE W/HUB ON DISCHARGE | |
| 1 | EA | 93869 | 95731 7" CW 30" PITCH HUBLES W/UNIT BEARING MOUNT PIERCING | |

## SuperLube® Multi-Purpose Aerosol Lubricant




Super Lube is a non-toxic, patented, multi-purpose synthetic lubricant, containing Syncolon® (PTFE) particles held in suspension, that lasts longer and outperforms conventional petroleum-based greases and oils. It is safe on rubber, plastics, and paints.

Super Lubeprevents rust and corrosion and works effectively in temperatures from -65° to +650°.

| STD PKG | U/M | BERCOR NUMBER | DESCRIPTION | PC-1 EACH |
|---|---|---|---|---|
| 12 | EA | 64274 | 93212 (20029) 11 OZ AEROSOL SUPER LUBE | |

## Zoom Spout Oiler




- Contains 4 oz. of high quality turbine oil
- Inhibits rust and oxidation
- Spout extends to 14"; simply wipe dry

| STD PKG | U/M | BERCOR NUMBER | DESCRIPTION | PC-1 EACH |
|---|---|---|---|---|
| 12 | EA | 50756 | 93240 ZOOM SPOUT OILER | |

## Grease and Grease Gun

ENERGY SAVING PRODUCTS






### Mobil™ Grease FM 222

- For use in food process machinery—excellent lubrication characteristics in oven and freezer applications.
- High levels of rust inhibition




### Mobil™ Grease EP2

- Meets GM SPES 7830695, 998537, and Detroit Diesel Corp. IY12 SPEC.
- Operating Temperature: -30 to 350 ° F
- Lithium grease containing oxidation and corrosion inhibitors
- Superior water resistance

### Plews Grease Gun

- Heavy duty steel construction
- Baked enamel finish with zinc plating
- Lifetime Warranty

| STD PKG | U/M | BERCOR NUMBER | DESCRIPTION | PC-1 EACH |
|---|---|---|---|---|
| 10 | EA | 81276 | FM222 MOBIL GREASE - FOOD GRADE | |
| 10 | EA | 81277 | EP2 MOBIL GREASE "EP" | |
| 1 | EA | 81275 | 30200 PLEWS GREASE GUN | |

# Direct Drive Blower
## Less Motor

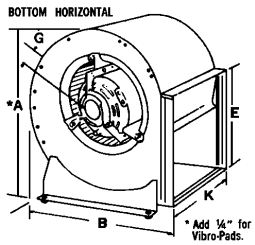


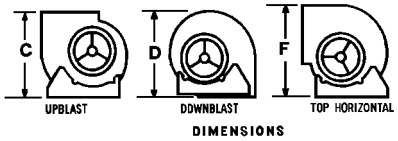


Complete direct drive blower without motor consists of blower of heavy gauge steel with a baked enamel finish, adjustable direct drive motor mounting bracket, universal housing supports, and Vibro-pads.

**Dimensions**

| Part No. | LAU Model | K | E | A | B | C | D | F | G* |
|---|---|---|---|---|---|---|---|---|---|
| 41410 | DD9-9R Less Motor | 11-7/8 | 10-1/4 | 17 | 14-15/16 | 15-1/16 | 14-15/16 | 15-9/16 | 7/8 |

* These dimensions are maximum. They will vary slightly with motor size.

| STD PKG | U/M | BERCOR NUMBER | DESCRIPTION | PC-1 EACH |
|---|---|---|---|---|
| 1 | EA | 64111 | 41410 DD9-9R BLOWER L/MTR | |

# Heating and Air Conditioning Replacement Blower
## Universal Blower Less Motor



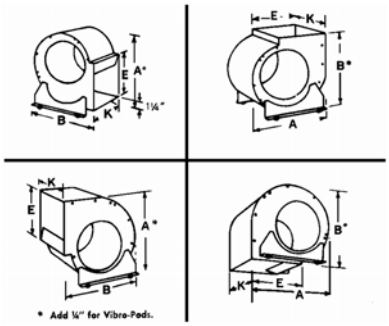


Universal blower less motor includes motor mount, belt adjustable parts, feet, assembly screws, and mounting grommets. Holes and guide slots make assembly easy. Order motor, pulley, drives, and belt separately.

**Dimensions**

| Part No. | LAU Model | Specifications | Blower Size (In.) | K | E | A | B | Shaft Size |
|---|---|---|---|---|---|---|---|---|
| 41407 | A10-10ACE | 1500 CFM at 1/4" S.P. | 10 | 13-1/6 | 11-3/8 | 17-1/4 | 16-1/2 | 3/4 |

| STD PKG | U/M | BERCOR NUMBER | DESCRIPTION | PC-1 EACH |
|---|---|---|---|---|
| 1 | EA | 64103 | 41407 A10-10ACE LAU BLOWER | |

# "DD" Preslock® Direct Drive Wheels



Service Hint: If CCW rotation is required, use a CW rotation wheel and mount motor on hub side. Set screw must be converted to Allen Head Screw and then tightened through the blades, using T-handle Allen wrench. (May have to notch blade above set screw to provide access for T-handle Allen wrench.)

| Rotation | Diameter (In.) | Width (In) | STD PKG | U/M | BERCOR NUMBER | DESCRIPTION | PC-1 EACH |
|---|---|---|---|---|---|---|---|
| CW | 9-1/2 | 9-1/2 | 1 | EA | 60699 | 41365 9X9 BLOWER WHEEL | |
| CW | 9-1/2 | 7-1/8 | 1 | EA | 60702 | 41307 9X7 BLOWER WHEEL | |
| CW | 11-1/8 | 8 | 1 | EA | 60740 | 41327 10X8 BLOWER WHEEL | |
| CW | 11-1/8 | 10-5/8 | 1 | EA | 60741 | 41333 10X10 BLOWER WHEEL | |

# Blower Wheels

| Rotation | Diameter (In.) | Width (In.) | STD PKG | U/M | BERCOR NUMBER | DESCRIPTION | PC-1 EACH |
|---|---|---|---|---|---|---|---|
| CW | 10 | 6 | 1 | EA | 60143 | 98M74 R02592A004 BLOWER WHEEL | |
| CW | 12 | 8 | 1 | EA | 60145 | 16W84 11 X 8 LB-29333BDD BLOWER WHEEL | |
| CW | 12 | 9 | 1 | EA | 60146 | 86H46 R02592A013 BLOWER WHEEL | |
| CW | 10 | 9 | 1 | EA | 60923 | 47K30 R02592A023 BLOWER WHEEL | |

# Replacement Blower Parts



**Blower Shaft**



**Cartridge Type Bearing**



**Pillow Block Type Bearing**



**Sealed Sleeve Bearings**



**Sealed Type Bearing**



**Oil Type Bearing**



**Thrust Sleeve and Spacer Kit**



**Thrust Collar Kit**

## Shafts

| Type | STD PKG | U/M | BERCOR NUMBER | DESCRIPTION | PC-1 EACH |
|---|---|---|---|---|---|
| Blower | 10 | EA | 64184 | 40906 5/8IN X 20IN BLOWER SHAFT | |
| Blower | 1 | EA | 64186 | 40909 3/4IN X 30/35IN BLOWER SHAFT | |
| Blower | 10 | EA | 64187 | 40907 3/4IN X 20IN BLOWER SHAFT | |
| Blower | 10 | EA | 64188 | 40908 1IN X 25IN BLOWER SHAFT | |

## Bearings

| | | | | | |
|---|---|---|---|---|---|
| Pillow Block | 10 | SET | 64161 | 40877 3/4 IN LAU BRG | |
| Cartridge | 10 | SET | 64168 | 40863 3/4 LAU BRG W/COLLR | |
| Pillow Block | 10 | SET | 64203 | 40893 5/8 IN LAU BRG | |
| Oil | 10 | SET | 64165 | 40868 3/4 IN LAU BRG | |
| Sealed | 10 | SET | 64156 | 40871 3/4 IN LAU BRG | |
| Sealed | 10 | SET | 64157 | 40872 1 IN LAU BRG | |
| Sealed Sleeve | 10 | SET | 64208 | 40885 3/4 IN BEARING SEALED (LAU# 38269401) | |

## Thrust Kits

| | | | | | |
|---|---|---|---|---|---|
| Sleeve and Spacer | 10 | PKG | 64193 | 40903 3/4 SLEEVE & SPACER | |
| Collar | 10 | KIT | 64195 | 40898 3/4 IN LAU COLLAR | |
| Collar | 10 | KIT | 64196 | 40899 1 IN LAU COLLAR | |
| Collar | 10 | KIT | 64199 | 40897 5/8 IN LAU COLLAR | |

## Bracket Kit

| | | | | | |
|---|---|---|---|---|---|
| Bearing | 1 | PKG | 64160 | 40918 3/4 IN LAU BRACKET KIT | |

# Variable Pitch Sheaves



- Furnished with standard keyseats
- Cast iron
- Finished bore

### VL Series

| STD PKG | U/M | BERCOR NUMBER | DESCRIPTION | PC-1 1-9 | PC-2 10 |
|---|---|---|---|---|---|
| 1 | EA | 58450 | 40831 1VL34X1/2 VARIABLE PITCH SHEAVE | | |
| 20 | EA | 58451 | 40832 1VL34X5/8 VARIABLE PITCH SHEAVE | | |
| 20 | EA | 58452 | 40834 1VL40X1/2 VARIABLE PITCH SHEAVE | | |
| 20 | EA | 58453 | 40845 1VP40X5/8 VARIABLE PITCH SHEAVE | | |
| 20 | EA | 58454 | 40837 1VL40X7/8 VARIABLE PITCH SHEAVE | | |
| 20 | EA | 58455 | 40838 1VL44X1/2 VARIABLE PITCH SHEAVE | | |
| 20 | EA | 58456 | 40839 1VL44X5/8 VARIABLE PITCH SHEAVE | | |
| 20 | EA | 58457 | 40841 1VL44X7/8 VARIABLE PITCH SHEAVE | | |

### VP Series

| | | | | | |
|---|---|---|---|---|---|
| 20 | EA | 58458 | 40844 1VP50X7/8 VARIABLE PITCH SHEAVE | | |
| 1 | EA | 58459 | 40847 1VP56X1 1/8 VARIABLE PITCH SHEAVE | | |

# TruFlex® V-Belts



- For fractional horsepower (FHP) drives
- Smooth, quiet operation with less vibration
- Meets RMA oil and heat resistance standards
- Meets RMA static conductivity standards

### 3L Series

| STD PKG | U/M | BERCOR NUMBER | DESCRIPTION | PC-1 1-9 | PC-2 10 |
|---|---|---|---|---|---|
| 1 | EA | 57317 | 74103 3L170 TRUEFLEX V-BELT | | |
| 1 | EA | 57318 | 74104 3L180 TRUEFLEX V-BELT | | |
| 1 | EA | 57319 | 74105 3L190 TRUEFLEX V-BELT | | |
| 1 | EA | 57320 | 74106 3L200 TRUEFLEX V-BELT | | |
| 1 | EA | 57321 | 74107 3L210 TRUEFLEX V-BELT | | |
| 1 | EA | 57322 | 74108 3L220 TRUEFLEX V-BELT | | |
| 1 | EA | 57323 | 74109 3L230 TRUEFLEX V-BELT | | |
| 1 | EA | 57324 | 74110 3L240 TRUEFLEX V-BELT | | |
| 1 | EA | 57325 | 74111 3L250 TRUEFLEX V-BELT | | |
| 1 | EA | 57326 | 74112 3L260 TRUEFLEX V-BELT | | |
| 1 | EA | 57327 | 74113 3L270 TRUEFLEX V-BELT | | |
| 1 | EA | 57329 | 74115 3L290 TRUEFLEX V-BELT | | |
| 1 | EA | 57331 | 74117 3L310 TRUEFLEX V-BELT | | |
| 1 | EA | 57332 | 74118 3L320 TRUEFLEX V-BELT | | |
| 1 | EA | 57333 | 74119 3L330 TRUEFLEX V-BELT | | |
| 1 | EA | 57334 | 74120 3L340 TRUEFLEX V-BELT | | |
| 1 | EA | 57335 | 74121 3L350 TRUEFLEX V-BELT | | |
| 1 | EA | 57336 | 74122 3L360 TRUEFLEX V-BELT | | |
| 1 | EA | 57337 | 74123 3L370 TRUEFLEX V-BELT | | |
| 1 | EA | 57338 | 74124 3L380 TRUEFLEX V-BELT | | |
| 1 | EA | 57339 | 74125 3L390 TRUEFLEX V-BELT | | |
| 1 | EA | 57340 | 74126 3L400 TRUEFLEX V-BELT | | |
| 1 | EA | 57344 | 74130 3L440 TRUEFLEX V-BELT | | |

### 4L Series

| | | | | | |
|---|---|---|---|---|---|
| 1 | EA | 57717 | 74155 4L170 TRUEFLEX V-BELT | | |
| 1 | EA | 57718 | 74156 4L180 TRUEFLEX V-BELT | | |
| 1 | EA | 57719 | 74157 4L190 TRUEFLEX V-BELT | | |
| 1 | EA | 57720 | 74158 4L200 TRUEFLEX V-BELT | | |
| 1 | EA | 57721 | 74159 4L210 TRUEFLEX V-BELT | | |
| 1 | EA | 57722 | 74160 4L220 TRUEFLEX V-BELT | | |
| 1 | EA | 57723 | 74162 4L230 TRUEFLEX V-BELT | | |

***Continued on the Following Page***

### 4L Series (Continued)

| STD PKG | U/M | BERCOR NUMBER | DESCRIPTION | PC-1 1-9 | PC-2 10 |
|---|---|---|---|---|---|
| 1 | EA | 57724 | 74163 4L240 TRUEFLEX V-BELT | | |
| 1 | EA | 57725 | 74164 4L250 TRUEFLEX V-BELT | | |
| 1 | EA | 57726 | 74165 4L260 TRUEFLEX V-BELT | | |
| 1 | EA | 57727 | 74166 4L270 TRUEFLEX V-BELT | | |
| 1 | EA | 57728 | 74167 4L280 TRUEFLEX V-BELT | | |
| 1 | EA | 57729 | 74168 4L290 TRUEFLEX V-BELT | | |
| 1 | EA | 57730 | 74169 4L300 TRUEFLEX V-BELT | | |
| 1 | EA | 57731 | 74170 4L310 TRUEFLEX V-BELT | | |
| 1 | EA | 57732 | 74171 4L320 TRUEFLEX V-BELT | | |
| 1 | EA | 57733 | 74172 4L330 TRUEFLEX V-BELT | | |
| 1 | EA | 57734 | 74173 4L340 TRUEFLEX V-BELT | | |
| 1 | EA | 57735 | 74174 4L350 TRUEFLEX V-BELT | | |
| 1 | EA | 57736 | 74175 4L360 TRUEFLEX V-BELT | | |
| 1 | EA | 57737 | 74176 4L370 TRUEFLEX V-BELT | | |
| 1 | EA | 57738 | 74177 4L380 TRUEFLEX V-BELT | | |
| 1 | EA | 57739 | 74178 4L390 TRUEFLEX V-BELT | | |
| 1 | EA | 57740 | 74179 4L400 TRUEFLEX V-BELT | | |
| 1 | EA | 57741 | 74180 4L410 TRUEFLEX V-BELT | | |
| 1 | EA | 57742 | 74181 4L420 TRUEFLEX V-BELT | | |
| 1 | EA | 57743 | 74182 4L430 TRUEFLEX V-BELT | | |
| 1 | EA | 57744 | 74183 4L440 TRUEFLEX V-BELT | | |
| 1 | EA | 57745 | 74184 4L450 TRUEFLEX V-BELT | | |
| 1 | EA | 57746 | 74185 4L460 TRUEFLEX V-BELT | | |
| 1 | EA | 57747 | 74186 4L470 TRUEFLEX V-BELT | | |
| 1 | EA | 57748 | 74187 4L480 TRUEFLEX V-BELT | | |
| 1 | EA | 57749 | 74188 4L490 TRUEFLEX V-BELT | | |
| 1 | EA | 57750 | 74189 4L500 TRUEFLEX V-BELT | | |
| 1 | EA | 57751 | 74190 4L510 TRUEFLEX V-BELT | | |
| 1 | EA | 57752 | 74191 4L520 TRUEFLEX V-BELT | | |
| 1 | EA | 57753 | 74192 4L530 TRUEFLEX V-BELT | | |
| 1 | EA | 57755 | 74194 4L550 TRUEFLEX V-BELT | | |

### 5L Series

| | | | | | |
|---|---|---|---|---|---|
| 1 | EA | 58470 | 74266 5L440 TRUEFLEX V-BELT | | |
| 1 | EA | 58471 | 74273 5L510 TRUEFLEX V-BELT | | |
| 1 | EA | 58472 | 74276 5L540 (B51) TRUEFLEX V-BELT | | |

## Hi-Power® II V-Belts

- Oil and heat resistant
- Meets RMA static conductivity standards



### A Series

| STD PKG | U/M | BERCOR NUMBER | DESCRIPTION | PC-1 1-9 | PC-2 10 |
|---|---|---|---|---|---|
| 1 | EA | 58520 | 74364 A20 HI-POWER II BELT | | |
| 1 | EA | 58521 | 74325 A21 HI-POWER II BELT | | |
| 1 | EA | 58522 | 74326 A22 HI-POWER II BELT | | |
| 1 | EA | 58523 | 74327 A23 HI-POWER II BELT | | |
| 1 | EA | 58524 | 74328 A24 HI-POWER II BELT | | |
| 1 | EA | 58525 | 74329 A25 HI-POWER II BELT | | |
| 1 | EA | 58526 | 74330 A26 HI-POWER II BELT | | |
| 1 | EA | 58527 | 74331 A27 HI-POWER II BELT | | |
| 1 | EA | 58528 | 74332 A28 HI-POWER II BELT | | |
| 1 | EA | 58529 | 74333 A29 HI-POWER II BELT | | |
| 1 | EA | 58530 | 74334 A30 HI-POWER II BELT | | |
| 1 | EA | 58531 | 74335 A31 HI-POWER II BELT | | |
| 1 | EA | 58532 | 74336 A32 HI-POWER II BELT | | |
| 1 | EA | 58533 | 74337 A33 HI-POWER II BELT | | |
| 1 | EA | 58534 | 74338 A34 HI-POWER II BELT | | |
| 1 | EA | 58535 | 74339 A35 HI-POWER II BELT | | |
| 1 | EA | 58536 | 74340 A36 HI-POWER II BELT | | |

***Continued on the Following Page***

## A Series (Continued)

| STD PKG | U/M | BERCOR NUMBER | DESCRIPTION | PC-1 1-9 | PC-2 10 |
|---|---|---|---|---|---|
| 1 | EA | 58537 | 74341 A37 HI-POWER II BELT | | |
| 1 | EA | 58538 | 74342 A38 HI-POWER II BELT | | |
| 1 | EA | 58539 | 74343 A39 HI-POWER II BELT | | |
| 1 | EA | 58540 | 74344 A40 HI-POWER II BELT | | |
| 1 | EA | 58541 | 74345 A41 HI-POWER II BELT | | |
| 1 | EA | 58542 | 74346 A42 HI-POWER II BELT | | |
| 1 | EA | 58543 | 74347 A43 HI-POWER II BELT | | |
| 1 | EA | 58544 | 74348 A44 HI-POWER II BELT | | |
| 1 | EA | 58545 | 74349 A45 HI-POWER II BELT | | |
| 1 | EA | 58546 | 74350 A46 HI-POWER II BELT | | |
| 1 | EA | 58547 | 74351 A47 HI-POWER II BELT | | |
| 1 | EA | 58548 | 74352 A48 HI-POWER II BELT | | |
| 1 | EA | 58549 | 74353 A49 HI-POWER II BELT | | |
| 1 | EA | 58550 | 74354 A50 HI-POWER II BELT | | |
| 1 | EA | 58551 | 74355 A51 HI-POWER II BELT | | |
| 1 | EA | 58552 | 74356 A52 HI-POWER II BELT | | |
| 1 | EA | 58553 | 74357 A53 HI-POWER II BELT | | |
| 1 | EA | 58554 | 74358 A54 HI-POWER II BELT | | |
| 1 | EA | 58555 | 74359 A55 HI-POWER II BELT | | |
| 1 | EA | 58556 | 74360 A56 HI-POWER II BELT | | |
| 1 | EA | 58557 | 74361 A57 HI-POWER II BELT | | |
| 1 | EA | 58558 | 74362 A58 HI-POWER II BELT | | |
| 1 | EA | 58559 | 74363 A59 HI-POWER II BELT | | |
| 1 | EA | 58560 | 74366 A60 HI-POWER II BELT | | |
| 1 | EA | 58561 | 74367 A61 HI-POWER II BELT | | |
| 1 | EA | 58562 | 74368 A62 HI-POWER II BELT | | |
| 1 | EA | 58563 | 74369 A63 HI-POWER II BELT | | |
| 1 | EA | 58564 | 74370 A64 HI-POWER II BELT | | |
| 1 | EA | 58565 | 74371 A65 HI-POWER II BELT | | |
| 1 | EA | 58566 | 74372 A66 HI-POWER II BELT | | |
| 1 | EA | 58567 | 74373 A67 HI-POWER II BELT | | |
| 1 | EA | 58568 | 74374 A68 HI-POWER II BELT | | |
| 1 | EA | 58569 | 74375 A69 HI-POWER II BELT | | |
| 1 | EA | 58570 | 74376 A70 HI-POWER II BELT | | |
| 1 | EA | 58571 | 74377 A71 HI-POWER II BELT | | |
| 1 | EA | 58572 | 74378 A72 HI-POWER II BELT | | |
| 1 | EA | 58573 | 74379 A73 HI-POWER II BELT | | |
| 1 | EA | 58574 | 74380 A74 HI-POWER II BELT | | |
| 1 | EA | 58575 | 74381 A75 HI-POWER II BELT | | |
| 1 | EA | 58576 | 74382 A76 HI-POWER II BELT | | |
| 1 | EA | 58577 | 74383 A77 HI-POWER II BELT | | |
| 1 | EA | 58578 | 74384 A78 HI-POWER II BELT | | |
| 1 | EA | 58579 | 74385 A79 HI-POWER II BELT | | |
| 1 | EA | 58580 | 74386 A80 HI-POWER II BELT | | |
| 1 | EA | 58581 | 74387 A81 HI-POWER II BELT | | |
| 1 | EA | 58582 | 74388 A82 HI-POWER II BELT | | |
| 1 | EA | 58583 | 74389 A83 HI-POWER II BELT | | |
| 1 | EA | 58584 | 74390 A84 HI-POWER II BELT | | |
| 1 | EA | 58585 | 74391 A85 HI-POWER II BELT | | |
| 1 | EA | 58586 | 74392 A86 HI-POWER II BELT | | |
| 1 | EA | 58587 | 74393 A87 HI-POWER II BELT | | |
| 1 | EA | 58588 | 74394 A88 HI-POWER II BELT | | |
| 1 | EA | 58589 | 74395 A89 HI-POWER II BELT | | |
| 1 | EA | 58590 | 74396 A90 HI-POWER II BELT | | |
| 1 | EA | 58591 | 74397 A91 HI-POWER II BELT | | |
| 1 | EA | 58592 | 74398 A92 HI-POWER II BELT | | |
| 1 | EA | 58593 | 74399 A93 HI-POWER II BELT | | |
| 1 | EA | 58594 | 74400 A94 HI-POWER II BELT | | |
| 1 | EA | 58596 | 74402 A96 HI-POWER II BELT | | |
| 1 | EA | 58598 | 74532 A98 HI-POWER II BELT | | |
| 1 | EA | 58600 | 74403 A100 HI-POWER II BELT | | |
| 1 | EA | 58603 | 74404 A103 HI-POWER II BELT | | |
| 1 | EA | 58605 | 74405 A105 HI-POWER II BELT | | |
| 1 | EA | 58612 | 74407 A112 HI-POWER II BELT | | |
| 1 | EA | 58613 | 74408 A120 HI-POWER II BELT | | |
| 1 | EA | 58614 | 74409 A128 HI-POWER II BELT | | |
| 1 | EA | 58615 | 74412 A144 HI-POWER II BELT | | |

## B Series

| STD PKG | U/M | BERCOR NUMBER | DESCRIPTION | PC-1 1-9 | PC-2 10 |
|---|---|---|---|---|---|
| 1 | EA | 58725 | 74250 B25 HI-POWER II BELT | | |
| 1 | EA | 58728 | 74517 B28 HI-POWER II BELT | | |
| 1 | EA | 58729 | 74518 B29 HI-POWER II BELT | | |
| 1 | EA | 58730 | 74422 B30 HI-POWER II BELT | | |
| 1 | EA | 58731 | 74423 B31 HI-POWER II BELT | | |
| 1 | EA | 58732 | 74424 B32 HI-POWER II BELT | | |
| 1 | EA | 58733 | 74425 B33 HI-POWER II BELT | | |
| 1 | EA | 58734 | 74426 B34 HI-POWER II BELT | | |
| 1 | EA | 58735 | 74427 B35 HI-POWER II BELT | | |
| 1 | EA | 58736 | 74428 B36 HI-POWER II BELT | | |
| 1 | EA | 58737 | 74429 B37 HI-POWER II BELT | | |
| 1 | EA | 58738 | 74430 B38 HI-POWER II BELT | | |
| 1 | EA | 58739 | 74431 B39 HI-POWER II BELT | | |
| 1 | EA | 58740 | 74432 B40 HI-POWER II BELT | | |
| 1 | EA | 58741 | 74433 B41 HI-POWER II BELT | | |
| 1 | EA | 58742 | 74434 B42 HI-POWER II BELT | | |
| 1 | EA | 58743 | 74435 B43 HI-POWER II BELT | | |
| 1 | EA | 58744 | 74436 B44 HI-POWER II BELT | | |
| 1 | EA | 58745 | 74437 B45 HI-POWER II BELT | | |
| 1 | EA | 58746 | 74438 B46 HI-POWER II BELT | | |
| 1 | EA | 58747 | 74439 B47 HI-POWER II BELT | | |
| 1 | EA | 58748 | 74440 B48 HI-POWER II BELT | | |
| 1 | EA | 58749 | 74441 B49 HI-POWER II BELT | | |
| 1 | EA | 58750 | 74442 B50 HI-POWER II BELT | | |
| 1 | EA | 58751 | 74443 B51 HI-POWER II BELT | | |
| 1 | EA | 58752 | 74444 B52 HI-POWER II BELT | | |
| 1 | EA | 58753 | 74445 B53 HI-POWER II BELT | | |
| 1 | EA | 58754 | 74446 B54 HI-POWER II BELT | | |
| 1 | EA | 58755 | 74447 B55 HI-POWER II BELT | | |
| 1 | EA | 58756 | 74448 B56 HI-POWER II BELT | | |
| 1 | EA | 58757 | 74449 B57 HI-POWER II BELT | | |
| 1 | EA | 58758 | 74450 B58 HI-POWER II BELT | | |
| 1 | EA | 58759 | 74451 B59 HI-POWER II BELT | | |
| 1 | EA | 58760 | 74452 B60 HI-POWER II BELT | | |
| 1 | EA | 58761 | 74453 B61 HI-POWER II BELT | | |
| 1 | EA | 58762 | 74454 B62 HI-POWER II BELT | | |
| 1 | EA | 58763 | 74455 B63 HI-POWER II BELT | | |
| 1 | EA | 58764 | 74456 B64 HI-POWER II BELT | | |
| 1 | EA | 58765 | 74457 B65 HI-POWER II BELT | | |
| 1 | EA | 58766 | 74458 B66 HI-POWER II BELT | | |
| 1 | EA | 58767 | 74459 B67 HI-POWER II BELT | | |
| 1 | EA | 58768 | 74460 B68 HI-POWER II BELT | | |
| 1 | EA | 58769 | 74461 B69 HI-POWER II BELT | | |
| 1 | EA | 58770 | 74462 B70 HI-POWER II BELT | | |
| 1 | EA | 58771 | 74463 B71 HI-POWER II BELT | | |
| 1 | EA | 58772 | 74464 B72 HI-POWER II BELT | | |
| 1 | EA | 58773 | 74465 B73 HI-POWER II BELT | | |
| 1 | EA | 58774 | 74466 B74 HI-POWER II BELT | | |
| 1 | EA | 58775 | 74467 B75 HI-POWER II BELT | | |
| 1 | EA | 58776 | 74468 B76 HI-POWER II BELT | | |
| 1 | EA | 58777 | 74469 B77 HI-POWER II BELT | | |
| 1 | EA | 58778 | 74470 B78 HI-POWER II BELT | | |
| 1 | EA | 58779 | 74471 B79 HI-POWER II BELT | | |
| 1 | EA | 58780 | 74472 B80 HI-POWER II BELT | | |
| 1 | EA | 58781 | 74473 B81 HI-POWER II BELT | | |
| 1 | EA | 58782 | 74474 B82 HI-POWER II BELT | | |
| 1 | EA | 58783 | 74475 B83 HI-POWER II BELT | | |
| 1 | EA | 58784 | 74476 B84 HI-POWER II BELT | | |
| 1 | EA | 58785 | 74477 B85 HI-POWER II BELT | | |
| 1 | EA | 58786 | 74478 B86 HI-POWER II BELT | | |
| 1 | EA | 58787 | 74479 B87 HI-POWER II BELT | | |
| 1 | EA | 58788 | 74480 B88 HI-POWER II BELT | | |
| 1 | EA | 58789 | 74481 B89 HI-POWER II BELT | | |
| 1 | EA | 58790 | 74482 B90 HI-POWER II BELT | | |
| 1 | EA | 58791 | 74528 B91 HI-POWER II BELT | | |
| 1 | EA | 58792 | 74483 B92 HI-POWER II BELT | | |
| 1 | EA | 58793 | 74484 B93 HI-POWER II BELT | | |
| 1 | EA | 58794 | 74485 B94 HI-POWER II BELT | | |

***Continued on the Following Page***

### B Series (Continued)

| STD PKG | U/M | BERCOR NUMBER | DESCRIPTION | PC-1 1-9 | PC-2 10 |
|---|---|---|---|---|---|
| 1 | EA | 58795 | 74486 B95 HI-POWER II BELT | | |
| 1 | EA | 58796 | 74487 B96 HI-POWER II BELT | | |
| 1 | EA | 58797 | 74488 B97 HI-POWER II BELT | | |
| 1 | EA | 58798 | 74489 B98 HI-POWER II BELT | | |
| 1 | EA | 58799 | 74490 B99 HI-POWER II BELT | | |
| 1 | EA | 58800 | 74491 B100 HI-POWER II BELT | | |
| 1 | EA | 58801 | 74519 B101 HI-POWER II BELT | | |
| 1 | EA | 58802 | 74492 B103 HI-POWER II BELT | | |
| 1 | EA | 58803 | 74493 B105 HI-POWER II BELT | | |
| 1 | EA | 58804 | 74495 B108 HI-POWER II BELT | | |
| 1 | EA | 58806 | 74497 B112 HI-POWER II BELT | | |
| 1 | EA | 58807 | 74499 B116 HI-POWER II BELT | | |
| 1 | EA | 58808 | 74501 B120 HI-POWER II BELT | | |
| 1 | EA | 58809 | 74502 B124 HI-POWER II BELT | | |
| 1 | EA | 58810 | 74504 B128 HI-POWER II BELT | | |
| 1 | EA | 58811 | 74525 B133 HI-POWER II BELT | | |
| 1 | EA | 58812 | 74506 B136 HI-POWER II BELT | | |
| 1 | EA | 58813 | 74507 B140 HI-POWER II BELT | | |
| 1 | EA | 58814 | 74508 B144 HI-POWER II BELT | | |
| 1 | EA | 58815 | 74510 B150 HI-POWER II BELT | | |
| 1 | EA | 58816 | 74511 B154 HI-POWER II BELT | | |
| 1 | EA | 58817 | 74512 B158 HI-POWER II BELT | | |
| 1 | EA | 58818 | 74513 B162 HI-POWER II BELT | | |

## Tri-Power® V-Belts



- Combines flex and load carrying capacity
- Less stretch means less maintenance
- Suitable for all industrial applications, particularly with small or subminimal sheaves
- Meets RMA oil and heat resistance standards
- Meets RMA static conductivity standards

### AX Series

| STD PKG | U/M | BERCOR NUMBER | DESCRIPTION | PC-1 1-9 | PC-2 10 |
|---|---|---|---|---|---|
| 1 | EA | 58620 | 94720 AX20 TRI POWER BELT | | |
| 1 | EA | 58621 | 74556 AX21 TRI POWER BELT | | |
| 1 | EA | 58622 | 74557 AX22 TRI POWER BELT | | |
| 1 | EA | 58623 | 74558 AX23 TRI POWER BELT | | |
| 1 | EA | 58624 | 74553 AX24 TRI POWER BELT | | |
| 1 | EA | 58625 | 74560 AX25 TRI POWER BELT | | |
| 1 | EA | 58626 | 74566 AX26 TRI POWER BELT | | |
| 1 | EA | 58627 | 74561 AX27 TRI POWER BELT | | |
| 1 | EA | 58628 | 74555 AX28 TRI POWER BELT | | |
| 1 | EA | 58629 | 74563 AX29 TRI POWER BELT | | |
| 1 | EA | 58630 | 74564 AX30 TRI POWER BELT | | |
| 1 | EA | 58631 | 74565 AX31 TRI POWER BELT | | |
| 1 | EA | 58632 | 74554 AX32 TRI POWER BELT | | |
| 1 | EA | 58633 | 74567 AX33 TRI POWER BELT | | |
| 1 | EA | 58634 | 74568 AX34 TRI POWER BELT | | |
| 1 | EA | 58635 | 74569 AX35 TRI-POWER BELT | | |
| 1 | EA | 58636 | 74570 AX36 TRI POWER BELT | | |
| 1 | EA | 58637 | 74571 AX37 TRI POWER BELT | | |
| 1 | EA | 58638 | 74572 AX38 TRI POWER BELT | | |
| 1 | EA | 58639 | 74562 AX39 TRI POWER BELT | | |
| 1 | EA | 58640 | 74573 AX40 TRI POWER BELT | | |
| 1 | EA | 58641 | 74574 AX41 TRI POWER BELT | | |
| 1 | EA | 58642 | 74575 AX42 TRI POWER BELT | | |
| 1 | EA | 58643 | 74576 AX43 TRI POWER BELT | | |
| 1 | EA | 58644 | 74604 AX44 TRI POWER BELT | | |

***Continued on the Following Page***

## AX Series (Continued)

| STD PKG | U/M | BERCOR NUMBER | DESCRIPTION | PC-1 1-9 | PC-2 10 |
|---|---|---|---|---|---|
| 1 | EA | 58645 | 74608 AX45 TRI POWER BELT | | |
| 1 | EA | 58646 | 74577 AX46 TRI-POWER BELT | | |
| 1 | EA | 58647 | 74579 AX47 TRI POWER BELT | | |
| 1 | EA | 58648 | 74578 AX48 TRI POWER BELT | | |
| 1 | EA | 58649 | 74580 AX49 TRI POWER BELT | | |
| 1 | EA | 58650 | 74598 AX50 TRI POWER BELT | | |
| 1 | EA | 58651 | 74581 AX51 TRI POWER BELT | | |
| 1 | EA | 58652 | 74599 AX52 TRI POWER BELT | | |
| 1 | EA | 58653 | 74551 AX53 TRI POWER BELT | | |
| 1 | EA | 58654 | 74582 AX54 TRI POWER BELT | | |
| 1 | EA | 58655 | 74583 AX55 TRI POWER BELT | | |
| 1 | EA | 58656 | 74600 AX56 TRI POWER BELT | | |
| 1 | EA | 58657 | 74601 AX57 TRI POWER BELT | | |
| 1 | EA | 58658 | 74584 AX58 TRI POWER BELT | | |
| 1 | EA | 58659 | 74552 AX59 TRI POWER BELT | | |
| 1 | EA | 58660 | 74585 AX60 TRI POWER BELT | | |
| 1 | EA | 58662 | 74587 AX62 TRI-POWER BELT | | |
| 1 | EA | 58663 | 74588 AX63 TRI POWER BELT | | |
| 1 | EA | 58664 | 74589 AX64 TRI POWER BELT | | |
| 1 | EA | 58666 | 74603 AX66 TRI POWER BELT | | |
| 1 | EA | 58668 | 74590 AX68 TRI POWER BELT | | |
| 1 | EA | 58670 | 74749 AX70 TRI POWER BELT | | |
| 1 | EA | 58671 | 74757 AX71 TRI POWER BELT | | |
| 1 | EA | 58675 | 74591 AX75 TRI POWER BELT | | |
| 1 | EA | 58680 | 74593 AX80 TRI POWER BELT | | |
| 1 | EA | 58685 | 74594 AX85 TRI POWER BELT | | |
| 1 | EA | 58690 | 74596 AX90 TRI POWER BELT | | |
| 1 | EA | 58692 | 74549 AX92 TRI POWER BELT | | |
| 1 | EA | 58696 | 74597 AX96 TRI POWER BELT | | |

## BX Series

| | | | | | |
|---|---|---|---|---|---|
| 1 | EA | 58828 | 74650 BX28 TRI-POWER BELT | | |
| 1 | EA | 58830 | 74662 BX30 TRI-POWER BELT | | |
| 1 | EA | 58832 | 74605 BX32 TRI-POWER BELT | | |
| 1 | EA | 58833 | 74684 BX33 TRI-POWER BELT | | |
| 1 | EA | 58834 | 74666 BX34 TRI-POWER BELT | | |
| 1 | EA | 58835 | 74609 BX35 TRI-POWER BELT | | |
| 1 | EA | 58836 | 74610 BX36 TRI-POWER BELT | | |
| 1 | EA | 58838 | 74612 BX38 TRI-POWER BELT | | |
| 1 | EA | 58839 | 74613 BX39 TRI-POWER BELT | | |
| 1 | EA | 58840 | 74614 BX40 TRI-POWER BELT | | |
| 1 | EA | 58841 | 74615 BX41 TRI POWER BELT | | |
| 1 | EA | 58842 | 74616 BX42 TRI-POWER BELT | | |
| 1 | EA | 58843 | 74617 BX43 TRI-POWER BELT | | |
| 1 | EA | 58844 | 74618 BX44 TRI-POWER BELT | | |
| 1 | EA | 58845 | 74710 BX45 TRI-POWER BELT | | |
| 1 | EA | 58846 | 74619 BX46 TRI-POWER BELT | | |
| 1 | EA | 58847 | 74719 BX47 TRI-POWER BELT | | |
| 1 | EA | 58848 | 74620 BX48 TRI-POWER BELT | | |
| 1 | EA | 58849 | 74663 BX49 TRI-POWER BELT | | |
| 1 | EA | 58850 | 74621 BX50 TRI-POWER BELT | | |
| 1 | EA | 58851 | 74607 BX51 TRI-POWER BELT | | |
| 1 | EA | 58852 | 74622 BX52 TRI-POWER BELT | | |
| 1 | EA | 58853 | 74623 BX53 TRI-POWER BELT | | |
| 1 | EA | 58854 | 74624 BX54 TRI-POWER BELT | | |
| 1 | EA | 58855 | 74625 BX55 TRI-POWER BELT | | |
| 1 | EA | 58856 | 74626 BX56 TRI-POWER BELT | | |
| 1 | EA | 58857 | 74664 BX57 TRI-POWER BELT | | |
| 1 | EA | 58858 | 74629 BX58 TRI-POWER BELT | | |
| 1 | EA | 58859 | 74630 BX59 TRI-POWER BELT | | |
| 1 | EA | 58860 | 74631 BX60 TRI-POWER BELT | | |
| 1 | EA | 58861 | 74627 BX61 TRI-POWER BELT | | |
| 1 | EA | 58862 | 74632 BX62 TRI-POWER BELT | | |
| 1 | EA | 58863 | 74628 BX63 TRI-POWER BELT | | |

***Continued on the Following Page***

**BX Series (Continued)**

| STD PKG | U/M | BERCOR NUMBER | DESCRIPTION | PC-1 1-9 | PC-2 10 |
|---|---|---|---|---|---|
| 1 | EA | 58864 | 74633 BX64 TRI-POWER BELT | | |
| 1 | EA | 58865 | 74634 BX65 TRI-POWER BELT | | |
| 1 | EA | 58866 | 74635 BX66 TRI-POWER BELT | | |
| 1 | EA | 58867 | 74636 BX67 TRI-POWER BELT | | |
| 1 | EA | 58868 | 74637 BX68 TRI-POWER BELT | | |
| 1 | EA | 58869 | 74707 BX69 TRI-POWER BELT | | |
| 1 | EA | 58870 | 74638 BX70 TRI-POWER BELT | | |
| 1 | EA | 58871 | 74639 BX71 TRI-POWER BELT | | |
| 1 | EA | 58872 | 74641 BX72 TRI-POWER BELT | | |
| 1 | EA | 58873 | 74640 BX73 TRI-POWER BELT | | |
| 1 | EA | 58874 | 74657 BX74 TRI-POWER BELT | | |
| 1 | EA | 58875 | 74646 BX75 TRI-POWER BELT | | |
| 1 | EA | 58876 | 74648 BX76 TRI-POWER BELT | | |
| 1 | EA | 58877 | 74651 BX77 TRI-POWER BELT | | |
| 1 | EA | 58878 | 74655 BX78 TRI-POWER BELT | | |
| 1 | EA | 58879 | 74656 BX79 TRI-POWER BELT | | |
| 1 | EA | 58880 | 74642 BX80 TRI-POWER BELT | | |
| 1 | EA | 58881 | 74643 BX81 TRI-POWER BELT | | |
| 1 | EA | 58882 | 74658 BX82 TRI-POWER BELT | | |
| 1 | EA | 58883 | 74644 BX83 TRI-POWER BELT | | |
| 1 | EA | 58884 | 74652 BX84 TRI POWER BELT | | |
| 1 | EA | 58885 | 74645 BX85 TRI-POWER BELT | | |
| 1 | EA | 58886 | 74721 BX86 TRI-POWER BELT | | |
| 1 | EA | 58888 | 74678 BX88 TRI-POWER BELT | | |
| 1 | EA | 58889 | 74679 BX89 TRI POWER BELT | | |
| 1 | EA | 58890 | 74659 BX90 TRI-POWER BELT | | |
| 1 | EA | 58891 | 74665 BX91 TRI-POWER BELT | | |
| 1 | EA | 58892 | 74672 BX92 TRI-POWER BELT | | |
| 1 | EA | 58893 | 74661 BX93 TRI POWER BELT | | |
| 1 | EA | 58895 | 74660 BX95 TRI-POWER BELT | | |
| 1 | EA | 58896 | 74606 BX96 TRI-POWER BELT | | |
| 1 | EA | 58897 | 74681 BX97 TRI-POWER BELT | | |
| 1 | EA | 58899 | 74683 BX99 TRI POWER BELT | | |
| 1 | EA | 58901 | 74647 BX100 TRI-POWER BELT | | |
| 1 | EA | 58903 | 74649 BX103 TRI-POWER BELT | | |
| 1 | EA | 58908 | 74653 BX105 TRI-POWER BELT | | |
| 1 | EA | 58913 | 74685 BX108 TRI-POWER BELT | | |
| 1 | EA | 58915 | 74670 BX112 TRI-POWER BELT | | |
| 1 | EA | 58918 | 74686 BX116 TRI POWER BELT | | |
| 1 | EA | 58919 | 74668 BX120 TRI-POWER BELT | | |
| 1 | EA | 58920 | 74669 BX124 TRI-POWER BELT | | |
| 1 | EA | 58923 | 74687 BX128 TRI-POWER BELT | | |
| 1 | EA | 58927 | 74705 BX133 TRI-POWER BELT | | |
| 1 | EA | 58932 | 74748 BX162 TRI POWER BELT | | |

## Super HC® Molded Notch V-Belts



- Combines flex and load capacity.
- Suitable for all industrial applications, particularly where space, weight, and horsepower capacity are critical.
- Meets RMA oil and heat resistance standards.
- Meets RMA static conductivity standards.

**3VX**

| STD PKG | U/M | BERCOR NUMBER | DESCRIPTION | PC-1 1-9 | PC-2 10 |
|---|---|---|---|---|---|
| 1 | EA | 57347 | 74418 3VX475 SUPER HC MOLDED NOTCH BELT | | |
| 1 | EA | 57363 | 74667 3VX630 SUPER HC MOLDED NOTCH BELT | | |
| 1 | EA | 57367 | 74547 3VX670 SUPER HC MOLDED NOTCH BELT | | |
| 1 | EA | 57371 | 74523 3VX710 SUPER HC MOLDED NOTCH BELT | | |
| 1 | EA | 57375 | 74548 3VX750 SUPER HC MOLDED NOTCH BELT | | |
| 1 | EA | 57380 | 74550 3VX800 SUPER HC MOLDED NOTCH BELT | | |
| 1 | EA | 57385 | 74524 3VX850 SUPER HC MOLDED NOTCH BELT | | |

**5VX**

| | | | | | |
|---|---|---|---|---|---|
| 1 | EA | 58486 | 74712 5VX450 SUPER HC MOLDED NOTCH BELT | | |
| 1 | EA | 58488 | 74711 5VX500 SUPER HC MOLDED NOTCH BELT | | |
| 1 | EA | 58490 | 74688 5VX530 SUPER HC MOLDED NOTCH BELT | | |
| 1 | EA | 58492 | 74674 5VX550 SUPER HC MOLDED NOTCH BELT | | |
| 1 | EA | 58493 | 74714 5VX570 SUPER HC MOLDED NOTCH BELT | | |
| 1 | EA | 58495 | 74682 5VX590 SUPER HC MOLDED NOTCH BELT | | |
| 1 | EA | 58496 | 74715 5VX600 SUPER HC MOLDED NOTCH BELT | | |
| 1 | EA | 58498 | 74722 5VX630 SUPER HC MOLDED NOTCH BELT | | |
| 1 | EA | 58501 | 74702 5VX670 SUPER HC MOLDED NOTCH BELT | | |
| 1 | EA | 58502 | 74716 5VX680 SUPER HC MOLDED NOTCH BELT | | |
| 1 | EA | 58504 | 74703 5VX710 SUPER HC MOLDED NOTCH BELT | | |
| 1 | EA | 58505 | 74675 5VX730 SUPER HC MOLDED NOTCH BELT | | |
| 1 | EA | 58507 | 74689 5VX750 SUPER HC MOLDED NOTCH BELT | | |
| 1 | EA | 58508 | 74708 5VX780 SUPER HC MOLDED NOTCH BELT | | |
| 1 | EA | 58509 | 74704 5VX800 SUPER HC MOLDED NOTCH BELT | | |
| 1 | EA | 58511 | 74677 5VX880 SUPER HC MOLDED NOTCH BELT | | |
| 1 | EA | 58512 | 74690 5VX900 SUPER HC MOLDED NOTCH BELT | | |
| 1 | EA | 58513 | 74691 5VX930 SUPER HC MOLDED NOTCH BELT | | |
| 1 | EA | 58514 | 74706 5VX950 SUPER HC MOLDED NOTCH BELT | | |
| 1 | EA | 58515 | 74692 5VX960 SUPER HC MOLDED NOTCH BELT | | |
| 1 | EA | 58473 | 74693 5VX1000 SUPER HC MOLDED NOTCH BELT | | |
| 1 | EA | 58474 | 74694 5VX1030 SUPER HC MOLDED NOTCH BELT | | |
| 1 | EA | 58475 | 74696 5VX1080 SUPER HC MOLDED NOTCH BELT | | |
| 1 | EA | 58476 | 74697 5VX1120 SUPER HC MOLDED NOTCH BELT | | |
| 1 | EA | 58477 | 74698 5VX1150 SUPER HC MOLDED NOTCH BELT | | |
| 1 | EA | 58478 | 74699 5VX1180 SUPER HC MOLDED NOTCH BELT | | |
| 1 | EA | 58479 | 74673 5VX1230 SUPER HC MOLDED NOTCH BELT | | |
| 1 | EA | 58481 | 74700 5VX1320 SUPER HC MOLDED NOTCH BELT | | |
| 1 | EA | 58482 | 74701 5VX1400 SUPER HC MOLDED NOTCH BELT | | |

## Accu-Link Adjustable V-Belts



- For compact drives and higher RPM motors
- Heat and oil resistant
- Static conducting
- Easy snap and twist assembly
- **94671**: 5 ft. sleeve
- **94672**: 6 ft. sleeve

| STD PKG | U/M | BERCOR NUMBER | DESCRIPTION | PC-1 1-9 | PC-2 10 |
|---|---|---|---|---|---|
| 1 | EA | 58619 | 94671 AP 5FT ACCU-LINK ADJUSTABLE BELT | | |
| 1 | EA | 58719 | 94672 BP 5FT ACCU-LINK ADJUSTABLE BELT | | |

# Group 3 Registers and Filters

Group 3 Registers and Filters


Continental Supply Registers..... 3 - 1
Continental Return Registers..... 3 - 6
Continental Commercial Registers..... 3 - 9
Selkirk Supply Registers..... 3 - 11
Selkirk Return Registers..... 3 - 13
Register Frame..... 3 - 14
Purolator Filters..... 3 - 15
Fiberbond Filters..... 3 - 22
Aprilaire Filters..... 3 - 24
Filter Accessories..... 3 - 26

Continental Industries
Authorized Distributor

# Series 22 Sidewall/Ceiling Supply Registers



- Two bars per inch
- Two-way throw
- Multi-shutter damper
- Lanced face
- White steel

| STD PKG | U/M | BERCOR NUMBER | DESCRIPTION | PC-1 L/CTN | PC-2 F/CTN | PC-3 100-199 | PC-4 200 |
|---|---|---|---|---|---|---|---|
| 24 | EA | 33024 | 22W0806 8X6 SW SUPPLY | | | | |
| 24 | EA | 33026 | 22W1004 10X4 SW SUPPLY | | | | |
| 24 | EA | 33028 | 22W1006 10X6 SW SUPPLY | | | | |
| 24 | EA | 33032 | 22W1204 12X4 SW SUPPLY | | | | |
| 24 | EA | 33034 | 22W1206 12X6 SW SUPPLY | | | | |
| 16 | EA | 33035 | 22W1208 12X8 SW SUPPLY | | | | |
| 24 | EA | 33036 | 22W1404 14X4 SW SUPPLY | | | | |
| 24 | EA | 33040 | 22W1406 14X6 SW SUPPLY | | | | |

Continental Industries
Authorized Distributor

# Series 23 Sidewall/Ceiling Supply Registers



- Two bars per inch
- Three-way throw
- Multi-shutter damper
- Lanced face
- White steel

| STD PKG | U/M | BERCOR NUMBER | DESCRIPTION | PC-1 L/CTN | PC-2 F/CTN | PC-3 100-199 | PC-4 200 |
|---|---|---|---|---|---|---|---|
| 24 | EA | 33044 | 23W1006 10X6 3-WAY DIFF | | | | |
| 24 | EA | 33045 | 23W1206 12X6 3-WAY DIFF | | | | |

Continental Industries
Authorized Distributor

# Series 32 Sidewall/Ceiling Supply Registers



- Three bars per inch
- Two-way throw
- Multi-shutter damper
- Lanced face
- White steel

| STD PKG | U/M | BERCOR NUMBER | DESCRIPTION | PC-1 L/CTN | PC-2 F/CTN | PC-3 100-199 | PC-4 200 |
|---|---|---|---|---|---|---|---|
| 24 | EA | 33224 | 32W0804 8X4 SW SUPPLY | | | | |
| 24 | EA | 33226 | 32W1004 10X4 SW SUPPLY | | | | |
| 24 | EA | 33232 | 32W1204 12X4 SW SUPPLY | | | | |
| 24 | EA | 33236 | 32W1404 14X4 SW SUPPLY | | | | |
| 24 | EA | 33225 | 32W0806 8X6 SW SUPPLY | | | | |
| 24 | EA | 33228 | 32W1006 10X6 SW SUPPLY | | | | |
| 24 | EA | 33234 | 32W1206 12X6 SW SUPPLY | | | | |
| 24 | EA | 33240 | 32W1406 14X6 SW SUPPLY | | | | |
| 16 | EA | 33227 | 32W1008 10X8 SW SUPPLY | | | | |
| 16 | EA | 33233 | 32W1208 12X8 SW SUPPLY | | | | |
| 16 | EA | 33235 | 32W1408 14X8 SW SUPPLY | | | | |

Continental Industries
Authorized Distributor

# ODP Series Plaque Diffusers

## Omnidirectional



- Steel construction
- 360° air diffusion
- Quiet, unobtrusive operation
- Heavy-gauge plaque with corner radius
- Fixed collars in 6", 8", and 10"
- Non-collar models for use with separate 5400
- Series snap-in collar

| STD PKG | U/M | BERCOR NUMBER | DESCRIPTION | PC-1 L/CTN | PC-2 F/CTN | PC-3 100-199 | PC-4 200 |
|---|---|---|---|---|---|---|---|
| 1 | EA | 33216 | OPD06NI 6 IN NON-INSULATED OMNI DIRECTIONAL PLAQUE DIFFUSER | | | | |
| 1 | EA | 33217 | OPD08NI 8 IN NON-INSULATED OMNI DIRECTIONAL PLAQUE DIFFUSER | | | | |
| 1 | EA | 33218 | OPD10NI 10 IN NON-INSULATED OMNI DIRECTIONAL PLAQUE DIFFUSER | | | | |
| 1 | EA | 33219 | OPDANI NO COLLAR NON INSULATED OMNIDIRECTIONAL PLAQUE DIFFUSE | | | | |

Continental Industries
Authorized Distributor

# P19 Square Ceiling Supply Diffuser



- Unit: 8" x 8"
- Outside Dimensions: 11-1/4" x 11-1/4"
- Adjustable collar fits 6", 7" or 8" flex duct
- Diffuser, damper, and outlet assembly all in one
- 4-way airthrow
- White finish

| STD PKG | U/M | BERCOR NUMBER | DESCRIPTION | PC-1 L/CTN | PC-2 F/CTN | PC-3 100-199 | PC-4 200 |
|---|---|---|---|---|---|---|---|
| 5 | EA | 33501 | P19W08084 SQUARE AIR DIFFUSER | | | | |

Continental Industries
Authorized Distributor

# P20 Round Ceiling Supply Diffuser



- Unit: 8"
- External Diameter: 12-1/8"
- Adjustable collar fits 6", 7", or 8" flex duct
- Diffuser, damper, and outlet assembly all in one
- 360° throw pattern
- White finish

| STD PKG | U/M | BERCOR NUMBER | DESCRIPTION | PC-1 L/CTN | PC-2 F/CTN | PC-3 100-199 | PC-4 200 |
|---|---|---|---|---|---|---|---|
| 4 | EA | 33506 | P20W08 ROUND AIR DIFFUSER | | | | |

Continental Industries
Authorized Distributor

## Series 16 Ceiling Supply Diffusers



- Steel construction
- Step-down design
- 360 degree deflection
- White finish

| STD PKG | U/M | BERCOR NUMBER | DESCRIPTION | PC-1 L/CTN | PC-2 F/CTN | PC-3 100-199 | PC-4 200 |
|---|---|---|---|---|---|---|---|
| 10 | EA | 33211 | 1606 6IN W CEILING DIFFUSER | | | | |
| 10 | EA | 33212 | 1608 8IN W CEILING DIFFUSER | | | | |
| 10 | EA | 33213 | 1610 10IN W CEILING DIFFUSER | | | | |
| 10 | EA | 33214 | 1612 12IN W CEILING DIFFUSER | | | | |
| 10 | EA | 33215 | 1614 14IN W CEILING DIFFUSER | | | | |

Continental Industries
Authorized Distributor

## Series 12B Butterfly Damper with Duct Ring



- Steel construction
- Autumn brown finish

| STD PKG | U/M | BERCOR NUMBER | DESCRIPTION | PC-1 L/CTN | PC-2 F/CTN | PC-3 100-199 | PC-4 200 |
|---|---|---|---|---|---|---|---|
| 10 | EA | 33200 | 12B06D 6IN RD DAMPER W/DUCT RING | | | | |
| 10 | EA | 33201 | 12B08D 8IN RD DAMPER W/DUCT RING | | | | |
| 10 | EA | 33202 | 12B10D 10IN RD DAMPER W/DUCT RING | | | | |
| 10 | EA | 33203 | 12B12D 12IN RD DAMPER W/DUCT RING | | | | |
| 10 | EA | 33204 | 12B14D 14IN RD DAMPER W/DUCT RING | | | | |

Continental Industries
Authorized Distributor

## Series 11 Ceiling Diffuser Installation Duct Rings



- Galvanized steel construction
- Use with Series 16 ceiling diffuser
- Allows quick installation when no damper used

| STD PKG | U/M | BERCOR NUMBER | DESCRIPTION | PC-1 L/CTN | PC-2 F/CTN | PC-3 100-199 | PC-4 200 |
|---|---|---|---|---|---|---|---|
| 10 | EA | 33205 | 1106DR 6IN DUCT RING | | | | |
| 10 | EA | 33206 | 1108DR 8IN DUCT RING | | | | |
| 10 | EA | 33207 | 1110DR 10IN DUCT RING | | | | |
| 10 | EA | 33208 | 1112DR 12IN DUCT RING | | | | |
| 10 | EA | 33209 | 1114DR 14IN DUCT RING | | | | |

Continental Industries
Authorized Distributor

# Series 28 Floor Supply Registers



- Steel construction
- Opposed blade damper
- Autumn brown or white finish
- Rolled Face
- Reinforced

| Size | Free Area Sq. In. | Face Velocity | 300 | 400 | 500 | 600 | 700 | 800 | 900 | 1000 |
|---|---|---|---|---|---|---|---|---|---|---|
| 2-1/4 x 10 | 14 | CFM | 29 | 38 | 48 | 58 | 68 | 77 | 87 | 97 |
| | | PL | .001 | .009 | .017 | .026 | .035 | .045 | .062 | .077 |
| | | Throw (Ft.) | 2 | 3 | 3.5 | 4 | 4.5 | 5 | 6 | 6.5 |
| | | Spread | 3.5 | 4.5 | 5 | 6.5 | 7.5 | 8.5 | 10 | 11 |
| 2-1/4 x 12 | 17 | CFM | 35 | 47 | 59 | 70 | 82 | 94 | 106 | 118 |
| | | PL | .001 | .009 | .018 | .027 | .037 | .052 | .66 | .082 |
| | | Throw (Ft.) | 2 | 3 | 3.5 | 4 | 4.5 | 5.5 | 6 | 7 |
| | | Spread | 3.5 | 5 | 6 | 7 | 8 | 10 | 11 | 12 |
| 2-1/4 x 14 | 19 | CFM | 39 | 52 | 65 | 79 | 92 | 105 | 118 | 131 |
| | | PL | .002 | .010 | .020 | .030 | .039 | .048 | .057 | .067 |
| | | Throw (Ft.) | 2.5 | 3 | 3.5 | 4.5 | 5 | 6 | 6.5 | 7.5 |
| | | Spread | 3.5 | 4.5 | 6 | 7 | 8.5 | 10 | 11.5 | 12.5 |
| 4 x 8 | 20 | CFM | 41 | 55 | 69 | 83 | 97 | 111 | 124 | 138 |
| | | PL | .001 | .011 | .020 | .029 | .038 | .049 | .060 | .075 |
| | | Throw(Ft.) | 2 | 2.5 | 3 | 3.5 | 4 | 4.5 | 5 | 6 |
| | | Spread | 3 | 4 | 5 | 6 | 7 | 8 | 9 | 10 |
| 4 x 10 | 25 | CFM | 52 | 69 | 86 | 104 | 121 | 138 | 156 | 173 |
| | | PL | .003 | .013 | .021 | .031 | .038 | .052 | .066 | .082 |
| | | Throw (Ft.) | 2.5 | 3 | 4 | 4.5 | 5.5 | 6.5 | 7 | 8 |
| | | Spread | 4 | 5.5 | 6.5 | 8.5 | 9.5 | 11 | 12.5 | 14 |
| 4 x 12 | 30 | CFM | 62 | 83 | 104 | 124 | 145 | 166 | 187 | 208 |
| | | PL | .004 | .011 | .019 | .025 | .037 | .048 | .062 | .075 |
| | | Throw (Ft.) | 2.5 | 3.5 | 4 | 5.5 | 6 | 7 | 8 | 8.5 |
| | | Spread | 4 | 6 | 7.5 | 9 | 10.5 | 12 | 13.5 | 15.5 |
| 4 x 14 | 35 | CFM | 72 | 97 | 121 | 145 | 170 | 194 | 218 | 243 |
| | | PL | .004 | .012 | .019 | .026 | .037 | .048 | .062 | .076 |
| | | Throw (Ft.) | 3 | 4 | 5 | 6 | 7 | 7.5 | 8.5 | 9.5 |
| | | Spread | 4.5 | 6.5 | 8.5 | 9.5 | 11.5 | 13 | 14 | 16.5 |

**NOTE** PL = Total pressure loss in W.G.; Spread = Horizontal distance of air pattern at 50 FPM; Throw = Feet at 50 FPM; Face Velocity = Average calculated velocity in FPM.

## White

| STD PKG | U/M | BERCOR NUMBER | DESCRIPTION | PC-1 L/CTN | PC-2 F/CTN | PC-3 100-199 | PC-4 200 |
|---|---|---|---|---|---|---|---|
| 24 | EA | 33006 | 28W0210 2 1/4X10 FLR SUPPLY | | | | |
| 24 | EA | 33005 | 28W0212 2 1/4X12 FLR SUPPLY | | | | |
| 24 | EA | 33003 | 28W0214 2 1/4X14 FLR SUPPLY | | | | |
| 24 | EA | 33007 | 28W0410 4X10 FLR SUPPLY | | | | |
| 24 | EA | 33008 | 28W0412 4X12 FLR SUPPLY | | | | |
| 24 | EA | 33009 | 28W0414 4X14 FLR SUPPLY | | | | |
| 24 | EA | 33013 | 28W0610 6X10 FLR SUPPLY | | | | |

## Brown

| | | | | | | | |
|---|---|---|---|---|---|---|---|
| 24 | EA | 33010 | 28B0210 2 1/4X10 FLR SUPPLY | | | | |
| 24 | EA | 33012 | 28B0212 2 1/4X12 FLR SUPPLY | | | | |
| 24 | EA | 33014 | 28B0214 2 1/4X14 FLR SUPPLY | | | | |
| 24 | EA | 33577 | 28B0408 4X8 FLR SUPPLY | | | | |
| 24 | EA | 33016 | 28B0410 4X10 FLR SUPPLY | | | | |
| 24 | EA | 33018 | 28B0412 4X12 FLR SUPPLY | | | | |
| 24 | EA | 33020 | 28B0414 4X14 FLR SUPPLY | | | | |
| 24 | EA | 33015 | 28B0610 6X10 FLR SUPPLY | | | | |
| 24 | EA | 33019 | 28B0612 6X12 FLR SUPPLY | | | | |
| 24 | EA | 33002 | 28B0614 6X14 FLR SUPPLY | | | | |

## Series F20 Floor Supply Registers



- Multi-shutter damper
- Steel construction
- Bar-faced
- Golden brown finish
- Extremely rigid
- Firm smooth surface

| STD PKG | U/M | BERCOR NUMBER | DESCRIPTION | PC-1 L/CTN | PC-2 F/CTN | PC-3 100-199 | PC-4 200 |
|---|---|---|---|---|---|---|---|
| 10 | EA | 33287 | F20B0610 6X10 FLR SUPPLY | | | | |
| 10 | EA | 33288 | F20B0612 6X12 FLR SUPPLY | | | | |
| 10 | EA | 33289 | F20B0810 8X10 FLR SUPPLY | | | | |
| 10 | EA | 33290 | F20B0812 8X12 FLR SUPPLY | | | | |
| 10 | EA | 33291 | F20B0912 9X12 FLR SUPPLY | | | | |
| 5 | EA | 33292 | F20B1012 10X12 FLR SUPPLY | | | | |
| 5 | EA | 33293 | F20B1214 12X14 FLR SUPPLY | | | | |

## Sunburst Baseboard Supply Registers



- Sunburst design
- 1/3" spaced fins
- Steel construction
- Lanced face
- Prestige White

| Free Area Square In. | STD PKG | U/M | BERCOR NUMBER | DESCRIPTION | PC-1 L/CTN | PC-2 F/CTN | PC-3 100-199 | PC-4 200 |
|---|---|---|---|---|---|---|---|---|
| 31.6 | 10 | EA | 33560 | 150W 15IN SUNBURST BB SUPPLY | | | | |
| 38 | 10 | EA | 33561 | 180W 18IN SUNBURST BB SUPPLY | | | | |
| 50.6 | 10 | EA | 33562 | 240W 24IN SUNBURST BB SUPPLY | | | | |

## Series 51 Baseboard Supply Registers



- Three bars per inch
- Single damper
- Lanced face
- White steel

| Free Area Square In. | STD PKG | U/M | BERCOR NUMBER | DESCRIPTION | PC-1 L/CTN | PC-2 F/CTN | PC-3 100-199 | PC-4 200 |
|---|---|---|---|---|---|---|---|---|
| 34 | 20 | EA | 33050 | 51W1006 10X6 BASEBOARD DIFFUSER | | | | |
| 42 | 20 | EA | 33051 | 51W1206 12X6 BASEBOARD DIFFUSER | | | | |
| 50 | 10 | EA | 33052 | 51W1406 14X6 BASEBOARD DIFFUSER | | | | |

## Series 54 Baseboard Supply Registers



- 1/3 inch spaced fins
- Single damper
- Positive volume control
- 7/8 inch extension
- Lanced face
- White finish

| STD PKG | U/M | BERCOR NUMBER | DESCRIPTION | PC-1 L/CTN | PC-2 F/CTN | PC-3 100-199 | PC-4 200 |
|---|---|---|---|---|---|---|---|
| 10 | EA | 33173 | 54W1006 10X6 BB SUPPLY | | | | |
| 10 | EA | 33174 | 54W1206 12X6 BB SUPPLY | | | | |
| 10 | EA | 33175 | 54W1406 14X6 BB SUPPLY | | | | |

## Series TG32 Baseboard Supply Registers



- Steel construction
- Rolled face

| Free Area Square In. | STD PKG | U/M | BERCOR NUMBER | DESCRIPTION | PC-1 L/CTN | PC-2 F/CTN | PC-3 100-199 | PC-4 200 |
|---|---|---|---|---|---|---|---|---|
| 14 | 24 | EA | 33025 | TG32W1003 10X2 1/4 TOE SPACE DIFFUSER WHITE | | | | |
| 17 | 24 | EA | 33004 | TG32W1203 12X2 1/4 TOE SPACE DIFFUSER WHITE | | | | |
| 14 | 24 | EA | 33021 | TG32B1003 10X2 1/4 TOE SPACE DIFFUSER BROWN | | | | |
| 17 | 24 | EA | 33022 | TG32B1203 12X2 1/4 TOE SPACE DIFFUSER BROWN | | | | |
| 19 | 24 | EA | 33023 | TG32B1403 14X2 1/4 TOE SPACE DIFFUSER BROWN | | | | |

Continental Industries
Authorized Distributor

# Series G25 Sidewall Return Air Grilles



- 1/2 inch spaced fins
- Lanced face
- White steel

| Free Area Square In. | STD PKG | U/M | BERCOR NUMBER | DESCRIPTION | PC-1 L/CTN | PC-2 F/CTN | PC-3 100-199 | PC-4 200 |
|---|---|---|---|---|---|---|---|---|
| 21 | 20 | EA | 33057 | G25W1004 10X4 SW RETURN | | | | |
| 34 | 20 | EA | 33058 | G25W1006 10X6 SW RETURN | | | | |
| 63 | 10 | EA | 33060 | G25W1010 10X10 SW RETURN | | | | |
| 42 | 20 | EA | 33066 | G25W1206 12X6 SW RETURN | | | | |
| 59 | 20 | EA | 33068 | G25W1208 12X8 SW RETURN | | | | |
| 93 | 10 | EA | 33072 | G25W1212 12X12 SW RETURN | | | | |
| 175 | 10 | EA | 33071 | G25W1220 12X20 SW RETURN | | | | |
| 50 | 20 | EA | 33078 | G25W1406 14X6 SW RETURN | | | | |
| 70 | 20 | EA | 33080 | G25W1408 14X8 SW RETURN | | | | |
| 90 | 10 | EA | 33082 | G25W1410 14X10 SW RETURN | | | | |
| 111 | 10 | EA | 33084 | G25W1412 14X12 SW RETURN | | | | |
| 131 | 10 | EA | 33085 | G25W1414 14X14 SW RETURN | | | | |
| 180 | 10 | EA | 33088 | G25W1420 14X20 SW RETURN | | | | |
| 231 | 10 | EA | 33089 | G25W1424 14X24 SW RETURN | | | | |
| 73 | 10 | EA | 33090 | G25W1608 16X8 SW RETURN | | | | |
| 93 | 10 | EA | 33076 | G25W1610 16X10 SW RETURN | | | | |
| 156 | 10 | EA | 33098 | G25W1616 16X16 SW RETURN | | | | |
| 207 | 10 | EA | 33142 | G25W1620 16X20 SW RETURN | | | | |
| 216 | 10 | EA | 33108 | G25W1818 18X18 SW RETURN | | | | |
| 69 | 10 | EA | 33110 | G25W2006 20X6 SW RETURN | | | | |
| 97 | 10 | EA | 33111 | G25W2008 20X8 SW RETURN | | | | |
| 125 | 10 | EA | 33113 | G25W2010 20X10 SW RETURN | | | | |
| 152 | 10 | EA | 33114 | G25W2012 20X12 SW RETURN | | | | |
| 180 | 10 | EA | 33116 | G25W2014 20X14 SW RETURN | | | | |
| 207 | 10 | EA | 33118 | G25W2016 20X16 SW RETURN | | | | |
| 263 | 10 | EA | 33120 | G25W2020 20X20 SW RETURN | | | | |
| 85 | 10 | EA | 33124 | G25W2406 24X6 SW RETURN | | | | |
| 119 | 10 | EA | 33126 | G25W2408 24X8 SW RETURN | | | | |
| 153 | 10 | EA | 33127 | G25W2410 24X10 SW RETURN | | | | |
| 187 | 10 | EA | 33128 | G25W2412 24X12 SW RETURN | | | | |
| 221 | 10 | EA | 33129 | G25W2414 24X14 SW RETURN | | | | |
| 390 | 10 | EA | 33134 | G25W2424 24X24 SW RETURN | | | | |
| 106 | 10 | EA | 33138 | G25W3006 30X6 SW RETURN | | | | |
| 148 | 10 | EA | 33140 | G25W3008 30X8 SW RETURN | | | | |
| 191 | 10 | EA | 33141 | G25W3010 30X10 SW RETURN | | | | |
| 276 | 10 | EA | 33144 | G25W3014 30X14 SW RETURN | | | | |
| 544 | 10 | EA | 33143 | G25W3024 30X24 SW RETURN | | | | |

Continental Industries
Authorized Distributor

# Series G35 Sidewall Return Air Grilles



- 1/3 inch spaced fins
- Lanced face
- White steel

| Free Area Square In. | STD PKG | U/M | BERCOR NUMBER | DESCRIPTION | PC-1 L/CTN | PC-2 F/CTN | PC-3 100-199 | PC-4 200 |
|---|---|---|---|---|---|---|---|---|
| 27 | 20 | EA | 33255 | G35W0806 8X6 SW RETURN | | | | |
| 37 | 20 | EA | 33256 | G35W0808 8X8 SW RETURN | | | | |
| 21 | 20 | EA | 33257 | G35W1004 10X4 SW RETURN | | | | |
| 34 | 20 | EA | 33258 | G35W1006 10X6 SW RETURN | | | | |
| 48 | 20 | EA | 33259 | G35W1008 10X8 SW RETURN | | | | |
| 63 | 12 | EA | 33260 | G35W1010 10X10 SW RETURN | | | | |
| 140 | 20 | EA | 33265 | G35W1204 12X4 SW RETURN | | | | |
| 42 | 20 | EA | 33266 | G35W1206 12X6 SW RETURN | | | | |
| 59 | 20 | EA | 33267 | G35W1208 12X8 SW RETURN | | | | |
| 93 | 12 | EA | 33272 | G35W1212 12X12 SW RETURN | | | | |
| 131 | 20 | EA | 33253 | G35W1404 14X4 SW RETURN | | | | |
| 50 | 20 | EA | 33278 | G35W1406 14X6 SW RETURN | | | | |
| 70 | 20 | EA | 33280 | G35W1408 14X8 SW RETURN | | | | |
| 90 | 12 | EA | 33281 | G35W1410 14X10 SW RETURN | | | | |
| 111 | 12 | EA | 33284 | G35W1412 14X12 SW RETURN | | | | |
| 131 | 12 | EA | 33285 | G35W1414 14X14 SW RETURN | | | | |
| 73 | 12 | EA | 33254 | G35W1608 16X8 SW RETURN | | | | |
| 156 | 12 | EA | 33286 | G35W1616 16X16 SW RETURN | | | | |
| 140 | 12 | EA | 33283 | G35W1812 18X12 SW RETURN | | | | |
| 216 | 12 | EA | 33282 | G35W1818 18X18 SW RETURN | | | | |
| 97 | 12 | EA | 33279 | G35W2008 20X8 SW RETURN | | | | |
| 125 | 12 | EA | 33323 | G35W2010 20X10 SW RETURN | | | | |
| 180 | 12 | EA | 33277 | G35W2014 20X14 SW RETURN | | | | |
| 207 | 12 | EA | 33273 | G35W2016 20X16 SW RETURN | | | | |
| 263 | 12 | EA | 33274 | G35W2020 20X20 SW RETURN | | | | |
| 85 | 12 | EA | 33230 | G35W2406 24X6 SW RETURN | | | | |
| 119 | 12 | EA | 33276 | G35W2408 24X8 SW RETURN | | | | |
| 153 | 12 | EA | 33271 | G35W2410 24X10 SW RETURN | | | | |
| 187 | 12 | EA | 33270 | G35W2412 24X12 SW RETURN | | | | |
| 221 | 12 | EA | 33269 | G35W2414 24X14 SW RETURN | | | | |
| 254 | 12 | EA | 33268 | G35W2416 24X16 SW RETURN | | | | |
| 106 | 12 | EA | 33231 | G35W3006 30X6 SW RETURN | | | | |
| 148 | 12 | EA | 33262 | G35W3008 30X8 SW RETURN | | | | |
| 233 | 12 | EA | 33263 | G35W3012 30X12 SW RETURN | | | | |
| 276 | 12 | EA | 33264 | G35W3014 30X14 SW RETURN | | | | |

Continental Industries
Authorized Distributor

# Series FG2 Return Air Filter Grilles



- 1/2 inch spaced fins
- Removable face
- Lanced face
- Uses 1 inch filter (not included)
- Thumb latch for easy opening
- White finish

| Free Area Square In. | STD PKG | U/M | BERCOR NUMBER | DESCRIPTION | PC-1 L/CTN | PC-2 F/CTN | PC-3 100-199 | PC-4 200 |
|---|---|---|---|---|---|---|---|---|
| 202 | 1 | EA | 33167 | FG2W1620 16X20 FILTER GRILLE | | | | |
| 246 | 1 | EA | 33169 | FG2W1425 14X25 FILTER GRILLE | | | | |
| 254 | 1 | EA | 33170 | FG2W1625 16X25 FILTER GRILLE | | | | |
| 133 | 1 | EA | 33176 | FG2W1414 14X14 FILTER GRILLE | | | | |
| 199 | 1 | EA | 33177 | FG2W1224 12X24 FILTER GRILLE | | | | |
| 195 | 1 | EA | 33178 | FG2W1420 14X20 FILTER GRILLE | | | | |
| 72 | 5 | EA | 33179 | FG2W1408 14X8 FILTER GRILLE | | | | |
| 196 | 1 | EA | 33180 | FG2W1616 16X16 FILTER GRILLE | | | | |
| 212 | 1 | EA | 33181 | FG2W2016 20X16 FILTER GRILLE | | | | |
| 268 | 1 | EA | 33182 | FG2W2020 20X20 FILTER GRILLE | | | | |
| 225 | 1 | EA | 33183 | FG2W2414 24X14 FILTER GRILLE | | | | |
| 183 | 1 | EA | 33184 | FG2W2014 20X14 FILTER GRILLE | | | | |
| 339 | 1 | EA | 33185 | FG2W2025 20X25 FILTER GRILLE | | | | |
| 230 | 1 | EA | 33189 | FG2W2514 25X14 FILTER GRILLE | | | | |
| 265 | 1 | EA | 33190 | FG2W2516 25X16 FILTER GRILLE | | | | |
| 180 | 1 | EA | 33191 | FG2W1220 12X20 FILTER GRILLE | | | | |
| 336 | 1 | EA | 33192 | FG2W2520 25X20 FILTER GRILLE | | | | |

Continental Industries
Authorized Distributor

# Series F25 Bar-Faced Floor Return Grilles



- Steel construction
- Bar-faced
- Golden brown finish
- Extremely rigid
- Firm smooth surface

| STD PKG | U/M | BERCOR NUMBER | DESCRIPTION | PC-1 L/CTN | PC-2 F/CTN | PC-3 100-199 | PC-4 200 |
|---|---|---|---|---|---|---|---|
| 4 | EA | 33294 | F25B0610 6X10 FLR GRILLE | | | | |
| 4 | EA | 33295 | F25B0612 6X12 FLR GRILLE | | | | |
| 4 | EA | 33296 | F25B0614 6X14 FLR GRILLE | | | | |
| 4 | EA | 33297 | F25B0624 6X24 FLR GRILLE | | | | |
| 4 | EA | 33298 | F25B0630 6X30 FLR GRILLE | | | | |
| 4 | EA | 33299 | F25B0810 8X10 FLR GRILLE | | | | |
| 4 | EA | 33300 | F25B0812 8X12 FLR GRILLE | | | | |
| 4 | EA | 33301 | F25B0814 8X14 FLR GRILLE | | | | |
| 4 | EA | 33302 | F25B0824 8X24 RTN GRILLE | | | | |
| 4 | EA | 33303 | F25B0830 8X30 FLR GRILLE | | | | |
| 4 | EA | 33304 | F25B1012 10X12 FLR GRILLE | | | | |
| 4 | EA | 33311 | F25B1024 10X24 FLR GRILLE | | | | |
| 4 | EA | 33309 | F25B1030 10X30 FLR GRILLE | | | | |
| 4 | EA | 33305 | F25B1214 12X14 FLR GRILLE | | | | |
| 4 | EA | 33306 | F25B1224 12X24 FLR GRILLE | | | | |
| 4 | EA | 33310 | F25B1230 12X30 FLR GRILLE | | | | |
| 4 | EA | 33307 | F25B1416 14X16 FLR GRILLE | | | | |
| 4 | EA | 33308 | F25B1630 16X30 FLR GRILLE | | | | |

Continental Industries
Authorized Distributor

## Series BG21 Baseboard Return Grilles



- 1/2 inch spaced fins
- 7/8 inch extension
- Steel construction
- Lanced face
- White finish

| STD PKG | U/M | BERCOR NUMBER | DESCRIPTION | PC-1 L/CTN | PC-2 F/CTN | PC-3 100-199 | PC-4 200 |
|---|---|---|---|---|---|---|---|
| 24 | EA | 33148 | BG21W1006 10X6 BB RETURN | | | | |
| 24 | EA | 33149 | BG21W1206 12X6 BB RETURN | | | | |
| 24 | EA | 33150 | BG21W1406 14X6 BB RETURN | | | | |
| 24 | EA | 33151 | BG21W1408 14X8 BB RETURN | | | | |
| 5 | EA | 33152 | BG21W2406 24X6 BB RETURN | | | | |
| 5 | EA | 33153 | BG21W2408 24X8 BB RETURN | | | | |
| 5 | EA | 33161 | BG31W2410 24X10 BB RETURN | | | | |
| 5 | EA | 33154 | BG21W3006 30X6 BB RETURN | | | | |
| 5 | EA | 33155 | BG21W3008 30X8 BB RETURN | | | | |

Continental Industries
Authorized Distributor

## Series BEG31 Baseboard Return Grilles



- Steel construction
- 1/3 inch spaced fins
- Lanced face
- Extended base
- White finish

| STD PKG | U/M | BERCOR NUMBER | DESCRIPTION | PC-1 L/CTN | PC-2 F/CTN | PC-3 100-199 | PC-4 200 |
|---|---|---|---|---|---|---|---|
| 24 | EA | 33156 | BEG31W1206 12X6 BB RETURN | | | | |
| 24 | EA | 33157 | BEG31W1406 14X6 BB RETURN | | | | |
| 10 | EA | 33158 | BEG31W2406 24X6 BB RETURN | | | | |
| 10 | EA | 33159 | BEG31W3006 30X6 BB RETURN | | | | |
| 10 | EA | 33160 | BEG31W3008 30X8 BB RETURN | | | | |

Continental Industries
Authorized Distributor

## TP106 Commercial T-Bar Return Grille



- Perforated face
- Stamped steel
- White finish

| STD PKG | U/M | BERCOR NUMBER | DESCRIPTION | PC-1 L/CTN | PC-2 F/CTN | PC-3 100-199 | PC-4 200 |
|---|---|---|---|---|---|---|---|
| 1 | EA | 33172 | TP106 2X2 PERF R6 PLENUM FILTER GRILLE | | | | |

Continental Industries
Authorized Distributor

## BHV Commercial T-Bar Supply Diffusers

### High Volume



- Without insulation
- 3 cone drop design
- Provides high volume of air delivery
- 360° air diffusion
- Formed steel back panel
- Removable core
- Heavy gauge steel plenum
- White finish
- Seismic tabs

| STD PKG | U/M | BERCOR NUMBER | DESCRIPTION | PC-1 L/CTN | PC-2 F/CTN | PC-3 100-199 | PC-4 200 |
|---|---|---|---|---|---|---|---|
| 1 | EA | 33510 | BHV06NI HIGH VOLUME DIFFUSER | | | | |
| 1 | EA | 33511 | BHV08NI HIGH VOLUME DIFFUSER | | | | |
| 1 | EA | 33512 | BHV10NI HIGH VOLUME DIFFUSER | | | | |
| 1 | EA | 33513 | BHV12NI HIGH VOLUME DIFFUSER | | | | |
| 1 | EA | 33514 | BHV14NI HIGH VOLUME DIFFUSER | | | | |

## HVSA Commercial T-Bar Supply Diffuser

### High Volume



- Available with R6 blanket.
- Provides high volume of air delivery.
- 360° air diffusion.
- Formed steel back panel.
- Removable core.
- Fiberglas insulation with vapor barrier foil to reduce condensation.
- Insulation blanket prescored to accommodate various collar sizes.
- Utilizes snap-in collar (5400 Series).
- Accepts butterfly damper (3700 Series) inserted in collar.
- Damper adjusted through diffuser face to allow proper air balancing.
- Utilizes steel plenum.
- White finish.
- Seismic tabs.

| STD PKG | U/M | BERCOR NUMBER | DESCRIPTION | PC-1 L/CTN | PC-2 F/CTN | PC-3 100-199 | PC-4 200 |
|---|---|---|---|---|---|---|---|
| 1 | EA | 33502 | HVSA 24X24 HIGH VOLUME DIFFUSER (4 WAY) | | | | |

## CS106P4 Commercial T-Bar Diffuser



- Perforated face, white
- R6 fiberglas plenum
- Steel construction
- 4-way deflector
- Center hole and sleeve for damper adjustment (damper not included)

| STD PKG | U/M | BERCOR NUMBER | DESCRIPTION | PC-1 L/CTN | PC-2 F/CTN | PC-3 100-199 | PC-4 200 |
|---|---|---|---|---|---|---|---|
| 6 | EA | 33171 | CS106P4 2X2 4-WAY PERFORATED DIFFUSER | | | | |

## RVML Commercial Sidewall/Ceiling Supply Diffuser



- Sidewall/ceiling
- Single deflection-steel frame
- Multi-shutter damper
- Adjustable steel rollform vertical face blades
- White finish

| Free Area Square In. | STD PKG | U/M | BERCOR NUMBER | DESCRIPTION | PC-1 EACH |
|---|---|---|---|---|---|
| 26 | 24 | EA | 33315 | RVMLW1204 12X4 COMM SW/CEILING DIFFUSER | |

## Aluminum Surface Mount Frame



This surface mount frame is made of extruded aluminum and is versatile and sturdy. It allows for the installation of lay-in diffusers and grilles in a framed sheet rock opening. It can also be used for ceiling access.

| STD PKG | U/M | BERCOR NUMBER | DESCRIPTION | PC-1 EACH |
|---|---|---|---|---|
| 1 | EA | 33029 | ASMFW2424 24X24 ALUMINUM SURFACE MOUNT FRAME | |

# Diffuser Accessories



**5400 Series Snap-in Collar Ring**
Used with Surflo T-Bar Diffuser and HVSA "T" Bar Diffuser. The 5400 Series Ring is matched with the 3700 T-bar damper for airflow control.

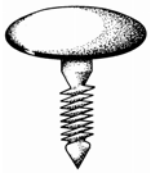

**PF175 Fastener**
For 5400 collar with fiberglass plenum. Mushroom style.



**3700 Series T-bar Damper**
The adjustable T-bar damper comes with a removable handle. When used with the 5400 Snap-In Collar Ring it can then be used with either the Surflo Diffuser or the HVSA Diffuser.

### Collars and Dampers

| STD PKG | U/M | BERCOR NUMBER | DESCRIPTION | PC-1 L/CTN | PC-2 F/CTN | PC-3 100-199 | PC-4 200 |
|---|---|---|---|---|---|---|---|
| 12 | EA | 33530 | 5406 6IN T-BAR COLLAR | | | | |
| 12 | EA | 33532 | 5408 8IN T-BAR COLLAR | | | | |
| 10 | EA | 33534 | 5410 10IN T-BAR COLLAR | | | | |
| 10 | EA | 33536 | 5412 12IN T-BAR COLLAR | | | | |
| 12 | EA | 33520 | 3706 6IN T-BAR DAMPER | | | | |
| 12 | EA | 33522 | 3708 8IN T-BAR DAMPER | | | | |
| 10 | EA | 33524 | 3710 10IN T-BAR DAMPER | | | | |
| 8 | EA | 33528 | 3714 14IN T-BAR DAMPER | | | | |

### Collar Fastener

| STD PKG | U/M | BERCOR NUMBER | DESCRIPTION | PC-1 EACH |
|---|---|---|---|---|
| 100 | EA | 33540 | PF175 COLLAR FASTENER | |

# SELKIRK. 782-SA Perforated T-Bar Diffuser



Perforated face supply T-Bar lay-in diffuser with 4-way pattern deflectors.

| STD PKG | U/M | BERCOR NUMBER | DESCRIPTION | PC-1 L/CTN | PC-2 F/CTN | PC-3 100-199 | PC-4 200 |
|---|---|---|---|---|---|---|---|
| 4 | EA | 36745 | 782-SA 24X24 PERFORATED DIFFUSER | | | | |

# SELKIRK. 800-DO T-Bar Damper



Rounded ceiling damper.

| STD PKG | U/M | BERCOR NUMBER | DESCRIPTION | PC-1 L/CTN | PC-2 F/CTN | PC-3 100-199 | PC-4 200 |
|---|---|---|---|---|---|---|---|
| 10 | EA | 36770 | 800-DO 6IN T BAR DAMPER | | | | |
| 10 | EA | 36771 | 800-DO 8IN T BAR DAMPER | | | | |
| 10 | EA | 36772 | 800-DO 10IN T BAR DAMPER | | | | |
| 10 | EA | 36773 | 800-DO 12IN T BAR DAMPER | | | | |

## SELKIRK. 1300 and 1301-INS Insulated High Volume Diffuser



- High volume 3-cone face with 2" collar and insulation.
- Model 1301 also includes damper.

| STD PKG | U/M | BERCOR NUMBER | DESCRIPTION | PC-1 L/CTN | PC-2 F/CTN | PC-3 100-199 | PC-4 200 |
|---|---|---|---|---|---|---|---|
| 2 | EA | 36750 | 1300-INS 6IN INSULATED HIGH VOL DIFF W/COLLAR | | | | |
| 2 | EA | 36751 | 1300-INS 8IN INSULATED HIGH VOL DIFF W/COLLAR | | | | |
| 2 | EA | 36700 | 1301-INS 8IN INSULATED HIGH VOL DIFF W/COLLAR & DAMP | | | | |
| 2 | EA | 36752 | 1300-INS 10IN INSULATED HIGH VOL DIFF W/COLLAR | | | | |
| 2 | EA | 36753 | 1300-INS 12IN INSULATED HIGH VOL DIFF W/COLLAR | | | | |

## SELKIRK. 1300 Uninsulated Diffuser



High volume 3-cone face with 2" collar.

| STD PKG | U/M | BERCOR NUMBER | DESCRIPTION | PC-1 L/CTN | PC-2 F/CTN | PC-3 100-199 | PC-4 200 |
|---|---|---|---|---|---|---|---|
| 2 | EA | 36760 | 1300 6IN UNINSULATED DIFFUSER W/COLLAR | | | | |
| 2 | EA | 36761 | 1300 8IN UNINSULATED DIFFUSER W/COLLAR | | | | |
| 2 | EA | 36762 | 1300 10IN UNINSULATED DIFFUSER W/COLLAR | | | | |
| 2 | EA | 36763 | 1300 12IN UNINSULATED DIFFUSER W/COLLAR | | | | |
| 2 | EA | 36764 | 1300 14IN UNINSULATED DIFFUSER W/COLLAR | | | | |

## SELKIRK. E200-VM Sidewall Supply Registers



- Vertical single deflection air foils with multi-shutter damper
- Extruded aluminum frame
- White EDP finish
- Individually adjustable extruded aluminum air foil

| STD PKG | U/M | BERCOR NUMBER | DESCRIPTION | PC-1 1-9 | PC-2 10 |
|---|---|---|---|---|---|
| 10 | EA | 36902 | E200-VM 8X8 WHITE SW SUPPLY REGISTER | | |
| 10 | EA | 36903 | E200-VM 10X4 WHITE SW SUPPLY REGISTER | | |
| 10 | EA | 36904 | E200-VM 10X6 WHITE SW SUPPLY REGISTER | | |
| 10 | EA | 36905 | E200-VM 12X4 WHITE SW SUPPLY REGISTER | | |
| 10 | EA | 36906 | E200-VM 12X6 WHITE SW SUPPLY REGISTER | | |
| 10 | EA | 36907 | E200-VM 12X8 WHITE SW SUPPLY REGISTER | | |
| 10 | EA | 36908 | E200-VM 14X4 WHITE SW SUPPLY REGISTER | | |
| 10 | EA | 36909 | E200-VM 14X6 WHITE SW SUPPLY REGISTER | | |
| 10 | EA | 36910 | E200-VM 14X8 WHITE SW SUPPLY REGISTER | | |
| 10 | EA | 36911 | E200-VM 16X6 WHITE SW SUPPLY REGISTER | | |
| 10 | EA | 36912 | E200-VM 16X8 WHITE SW SUPPLY REGISTER | | |
| 10 | EA | 36913 | E200-VM 16X10 WHITE SW SUPPLY REGISTER | | |
| 10 | EA | 36914 | E200-VM 18X6 WHITE SW SUPPLY REGISTER | | |
| 10 | EA | 36915 | E200-VM 18X8 WHITE SW SUPPLY REGISTER | | |
| 10 | EA | 36916 | E200-VM 20X6 WHITE SW SUPPLY REGISTER | | |
| 10 | EA | 36917 | E200-VM 20X8 WHITE SW SUPPLY REGISTER | | |
| 10 | EA | 36918 | E200-VM 20X12 WHITE SW SUPPLY REGISTER | | |
| 6 | EA | 36920 | E200-VM 24X8 WHITE SW SUPPLY REGISTER | | |
| 6 | EA | 36921 | E200-VM 24X10 WHITE SW SUPPLY REGISTER | | |
| 6 | EA | 36922 | E200-VM 24X12 WHITE SW SUPPLY REGISTER | | |
| 6 | EA | 36923 | E200-VM 30X6 WHITE SW SUPPLY REGISTER | | |

## SELKIRK. 220-V Sidewall Supply Register



Vertical adjustable type air foil with multi-shutter damper.

| STD PKG | U/M | BERCOR NUMBER | DESCRIPTION | PC-1 1-9 | PC-2 10 |
|---|---|---|---|---|---|
| 10 | EA | 36940 | 220V 10X4 WHITE SW REGISTER | | |
| 10 | EA | 36942 | 220V 10X6 WHITE SW REGISTER | | |
| 10 | EA | 36941 | 220V 12X4 WHITE SW REGISTER | | |
| 10 | EA | 36945 | 220V 12X6 WHITE SW REGISTER | | |
| 10 | EA | 36946 | 220V 14X6 WHITE SW REGISTER | | |

## SELKIRK. E240-V/O Sidewall Supply Registers



- Double deflection vertical front and horizontal rear air foil.
- Extruded aluminum frame.
- White finish.
- Individually adjustable extruded aluminum air foil.

### Grille Only

| STD PKG | U/M | BERCOR NUMBER | DESCRIPTION | PC-1 L/CTN | PC-2 F/CTN |
|---|---|---|---|---|---|
| 10 | EA | 36820 | E240-V 16X8 WHITE SW SUPPLY REGISTER | | |

### Grille with Key Operated Opposed Blade Damper

| | | | | | |
|---|---|---|---|---|---|
| 5 | EA | 36950 | E240-VO 10X6 WHITE SW SUPPLY REGISTER | | |
| 5 | EA | 36951 | E240-VO 12X6 WHITE SW SUPPLY REGISTER | | |

## SELKIRK. E280 Sidewall Return Registers



Series E280 return grille is ideal for commercial or residential construction. Can also be used as an economical supply grille.

- Fixed Bar Grille
- Extruded aluminum construction
- White EDP finish
- Horizontal louvers fixed at 45° angle

| STD PKG | U/M | BERCOR NUMBER | DESCRIPTION | PC-1 1-9 | PC-2 10 |
|---|---|---|---|---|---|
| 12 | EA | 36836 | E280 10X6 WHITE SW RETURN REGISTER | | |
| 12 | EA | 36837 | E280 12X6 WHITE SW RETURN REGISTER | | |
| 12 | EA | 36838 | E280 12X8 WHITE SW RETURN REGISTER | | |
| 12 | EA | 36839 | E280 12X12 WHITE SW RETURN REGISTER | | |
| 12 | EA | 36840 | E280 14X6 WHITE SW RETURN REGISTER | | |
| 12 | EA | 36841 | E280 14X8 WHITE SW RETURN REGISTER | | |
| 12 | EA | 36842 | E280 14X10 WHITE SW RETURN REGISTER | | |
| 4 | EA | 36863 | E280 14X14 WHITE SW RETURN REGISTER | | |
| 12 | EA | 36849 | E280 20X12 WHITE SW RETURN REGISTER | | |
| 4 | EA | 36852 | E280 20X20 WHITE SW RETURN REGISTER | | |
| 10 | EA | 36855 | E280 24X12 WHITE SW RETURN REGISTER | | |
| 5 | EA | 36856 | E280 24X14 WHITE SW RETURN REGISTER | | |
| 5 | EA | 36857 | E280 24X18 WHITE SW RETURN REGISTER | | |
| 10 | EA | 36867 | E280 30X6 WHITE SW RETURN REGISTER | | |
| 10 | EA | 36858 | E280 30X8 WHITE SW RETURN REGISTER | | |
| 10 | EA | 36868 | E280 30X10 WHITE SW RETURN REGISTER | | |
| 10 | EA | 36859 | E280 30X12 WHITE SW RETURN REGISTER | | |
| 5 | EA | 36860 | E280 30X14 WHITE SW RETURN REGISTER | | |

## SELKIRK. E280FF Filter Grille



Series E280FF is designed for both commercial and residential applications. Provides easy access for filter changes.

- Fixed bar
- Heavy extruded aluminum construction
- White EDP finish
- Horizontal face bars set at 45° angle
- Hinged face fits flush into frame

| STD PKG | U/M | BERCOR NUMBER | DESCRIPTION | PC-1 1-9 | PC-2 10 |
|---|---|---|---|---|---|
| 1 | EA | 36880 | E280FF 20X16 WHITE FILTER GRILLE | | |
| 1 | EA | 36881 | E280FF 20X20 WHITE FILTER GRILL | | |

## SELKIRK. TB170FF T-Bar Filter Grille



- Lanced-faced design
- 1/2" blade spacing
- Flush, removable face can be installed in any direction
- Bright white finish
- Uses 1" disposable filters (not included)

| STD PKG | U/M | BERCOR NUMBER | DESCRIPTION | PC-1 L/CTN | PC-2 F/CTN | PC-3 100-199 | PC-4 200 |
|---|---|---|---|---|---|---|---|
| 1 | EA | 36746 | TB170FF 2X2 UNINSULATED T BAR FILTER GRILL | | | | |

## DIVERSITECH Egg Crate Plastic Return Grille Panel

### For T-Bar Ceilings



- Excellent as ceiling return air inlet
- Lightweight, easy to install, easy to remove
- May also be used for lighting
- White polystyrene 1/2" open cell grid

| STD PKG | U/M | BERCOR NUMBER | DESCRIPTION | PC-1 L/CTN | PC-2 F/CTN |
|---|---|---|---|---|---|
| 10 | EA | 30680 | 650-100 1/2X24X48 EGG CRATE | | |

## ATCO GARY Metal Technologies LLC 924 Sidewall Stud Frame



- Horizontal arms provide offset positioning between 16" studding centers.
- All steel construction.
- Permits good plaster base right up to frame.

| STD PKG | U/M | BERCOR NUMBER | DESCRIPTION | PC-1 L/CTN | PC-2 F/CTN |
|---|---|---|---|---|---|
| 10 | EA | 10670 | 924 10X6 STUD FRAME | | |
| 10 | EA | 10671 | 924 12X6 STUD FRAME | | |
| 10 | EA | 10672 | 924 14X6 STUD FRAME | | |
| 10 | EA | 10808 | 924 14X8 STUD FRAME | | |
| 12 | EA | 16060 | 924 16X16 28GA STUD FRAME BNDL | | |
| 10 | EA | 10678 | 924 24X6 30 GA GLV STUD FRAME W/FLNG | | |
| 10 | EA | 10674 | 924 30X6 STUD FRAME | | |
| 10 | EA | 10795 | 924 30X8 STUD FRAME | | |

# Synthetic MERV 8 Pleated Filters
## High Efficiency



### 1 Inch

| STD PKG | U/M | BERCOR NUMBER | DESCRIPTION | PC-1 1-11 | PC-2 12-36 | PC-3 37-143 | PC-4 144 |
|---|---|---|---|---|---|---|---|
| 12 | EA | 48438 | 5266883603 8X16X1 HE40 SP1-SNG PLEATED FILTER | | | | |
| 12 | EA | 48360 | 5267302161 10X20X1 HE40-STD1 MERV 8 PLEATED | | | | |
| 12 | EA | 48436 | 5266862946 12X16X1 HE40-STD1 PLEATED FILTER | | | | |
| 12 | EA | 48361 | 5267302164 14X20X1 HE40-STD1 MERV 8 PLEATED | | | | |
| 12 | EA | 48352 | 5266881000 14X21X1 HE40 SP1-SNG MERV 8 PLEATED | | | | |
| 12 | EA | 48364 | 5267325006 15X30X1 HE40-STD1 MERV 8 PLEATED | | | | |
| 12 | EA | 48356 | 5267302008 16X20X1 HE40-STD1 MERV 8 PLEATED | | | | |
| 12 | EA | 48357 | 5267302009 16X25X1 HE40-STD1 MERV 8 PLEATED | | | | |
| 12 | EA | 48353 | 5266881644 17-1/2X17-1/2X1 HE40 SP1-SNG MERV 8 PLEATED | | | | |
| 12 | EA | 48358 | 5267302010 20X20X1 HE40-STD1 MERV 8 PLEATED | | | | |
| 12 | EA | 48363 | 5267320011 20X25X1 HE40-STD1 MERV 8 PLEATED | | | | |
| 12 | EA | 48359 | 5267302012 24X24X1 HE40-STD1 MERV 8 PLEATED | | | | |
| 12 | EA | 48354 | 5266882922 25X28X1 HE40 SP1-SNG MERV 8 PLEATED | | | | |

### 2 Inch

| | | | | | | | |
|---|---|---|---|---|---|---|---|
| 12 | EA | 48355 | 5266968258 9X22X2 HE40 SP2-SNG MERV 8 PLEATED | | | | |
| 12 | EA | 48376 | 5267442069 12X12X2 HE40-STD2 MERV 8 PLEATED | | | | |
| 12 | EA | 48369 | 5267402032 12X24X2 HE40-STD2 MERV 8 PLEATED | | | | |
| 12 | EA | 48371 | 5267402182 14X20X2 HE40-STD2 MERV 8 PLEATED | | | | |
| 12 | EA | 48393 | 5267402184 15X20X2 HE40-STD2 MERV 8 PLEATED | | | | |
| 12 | EA | 48431 | 5266981285 15X25X2 HE40 MERV 8 PLEATED FILTER | | | | |
| 12 | EA | 48375 | 5267432907 16X16X2 HE40-STD2 MERV 8 PLEATED | | | | |
| 12 | EA | 48365 | 5267402028 16X20X2 HE40-STD2 MERV 8 PLEATED | | | | |
| 12 | EA | 48366 | 5267402029 16X25X2 HE40-STD2 MERV 8 PLEATED | | | | |
| 12 | EA | 48373 | 5267402188 18X20X2 HE40-STD2 MERV 8 PLEATED | | | | |
| 12 | EA | 48367 | 5267402030 20X20X2 HE40-STD2 MERV 8 PLEATED | | | | |
| 12 | EA | 48374 | 5267402193 20X24X2 HE40-STD2 MERV 8 PLEATED | | | | |
| 12 | EA | 48368 | 5267402031 20X25X2 HE40-STD2 MERV 8 PLEATED | | | | |
| 12 | EA | 48370 | 5267402033 24X24X2 HE40-STD2 MERV 8 PLEATED | | | | |
| 12 | EA | 48437 | 5266981560 30X16X2 HE40 SP2-SNG PLEATED FILTER | | | | |

### 4 Inch

| | | | | | | | |
|---|---|---|---|---|---|---|---|
| 6 | EA | 48378 | 5267502053 16X25X4 HE40-STD4 MERV 8 PLEATED | | | | |
| 6 | EA | 48380 | 5267502065 18X24X4 HE40-STD4 MERV 8 PLEATED | | | | |
| 6 | EA | 48379 | 5267502054 20X20X4 HE40-STD4 MERV 8 PLEATED | | | | |
| 6 | EA | 48377 | 5267502034 24X24X4 HE40-STD4 MERV 8 PLEATED | | | | |

# Synthetic MERV 8 Key Pleat Filters
## High Efficiency



### 2 Inch

| STD PKG | U/M | BERCOR NUMBER | DESCRIPTION | PC-1 1-11 | PC-2 12-36 | PC-3 37-143 | PC-4 144 |
|---|---|---|---|---|---|---|---|
| 12 | EA | 48347 | 5251474620 16X20X2 KPH-STD2-6002 KEY PLEAT MERV8 | | | | |
| 12 | EA | 48344 | 5251404825 16X25X2 KPH-STD2-6502 KEY PLEAT MERV8 | | | | |
| 12 | EA | 48346 | 5251421338 20X20X2 KPH-STD2-0002 KEY PLEAT MERV8 | | | | |
| 12 | EA | 48345 | 5251404831 20X25X2 KPH-STD2-0502 KEY PLEAT MERV8 | | | | |

### 4 Inch

| | | | | | | | |
|---|---|---|---|---|---|---|---|
| 6 | EA | 48348 | 5251504832 16X20X4 KPH-STD4-6004 KEY PLEAT MERV8 | | | | |
| 6 | EA | 48351 | 5251525519 16X25X4 KPH-STD4-6504 KEY PLEAT MERV8 | | | | |
| 6 | EA | 48349 | 5251504836 20X20X4 KPH-STD4-0004 KEY PLEAT MERV8 | | | | |
| 6 | EA | 48350 | 5251504837 24X24X4 KPH-STD4-4404 KEY PLEAT MERV8 | | | | |

# Synthetic MERV 8 Key Pleat Filters



### 1 Inch

| STD PKG | U/M | BERCOR NUMBER | DESCRIPTION | PC-1 1-11 | PC-2 12-36 | PC-3 37-143 | PC-4 144 |
|---|---|---|---|---|---|---|---|
| 12 | EA | 48311 | 5251004770 10X20X1 KP-STD1-001 KEY PLEAT MERV8 | | | | |
| 12 | EA | 48312 | 5251004776 12X20X1 KP-STD1-2001 KEY PLEAT MERV8 | | | | |
| 12 | EA | 48418 | 5251004774 10X24X1 KP-STD1-1401 KEY PLEAT MERV 8 | | | | |
| 12 | EA | 48326 | 5251083881 12X24X1 KP-STD1-2401 KEY PLEAT MERV8 | | | | |
| 12 | EA | 48313 | 5251004777 14X20X1 KP-STD1-4001 KEY PLEAT MERV8 | | | | |
| 12 | EA | 48320 | 5251070884 14X25X1 KP-STD1-4501 KEY PLEAT MERV8 | | | | |
| 12 | EA | 48432 | 5251078450 14X30X1 PLEATED FILTER | | | | |
| 12 | EA | 48318 | 5251021496 15X20X1 KP-STD1-5001 KEY PLEAT MERV8 | | | | |
| 12 | EA | 48314 | 5251004858 16X20X1 KP-STD1-6001 KEY PLEAT MERV8 | | | | |
| 12 | EA | 48317 | 5251021132 16X24X1 KP-STD1-6401 KEY PLEAT MERV8 | | | | |
| 12 | EA | 48323 | 5251074025 16X25X1 KP-STD1-6501 KEY PLEAT MERV8 | | | | |
| 12 | EA | 48321 | 5251072096 16X30X1 KP-STD1-6301 KEY PLEAT MERV8 | | | | |
| 12 | EA | 48428 | 5251023609 18X20X1 KP-STD1-8001 KEY PLEAT FILTER | | | | |
| 12 | EA | 48433 | 5251074643 18X18X1 KP-STD1-8801 PLEATED FILTER | | | | |
| 12 | EA | 48322 | 5251072153 18X24X1 KP-STD1-8401 KEY PLEAT MERV8 | | | | |
| 12 | EA | 48316 | 5251007125 20X20X1 KP-STD1-0001 KEY PLEAT MERV8 | | | | |
| 12 | EA | 48315 | 5251005432 20X24X1 KP-STD1-0401 KEY PLEAT MERV8 | | | | |
| 12 | EA | 48325 | 5251083340 20X25X1 KP-STD1-0501 KEY PLEAT MERV8 | | | | |
| 12 | EA | 48430 | 5251082750 20X30X1 KP-STD1-0301 PLEATED FILTER | | | | |
| 12 | EA | 48324 | 5251079133 24X24X1 KP-STD1-4401 KEY PLEAT MERV8 | | | | |
| 12 | EA | 48319 | 5251021572 25X25X1 KP-STD1-5501 KEY PLEAT MERV8 | | | | |

### 2 Inch

| | | | | | | | |
|---|---|---|---|---|---|---|---|
| 12 | EA | 48327 | 5251104782 10X20X2 KP-STD2-1002 KEY PLEAT MERV8 | | | | |
| 12 | EA | 48343 | 5251187795 12X20X2 KP-STD2-2002 KEY PLEAT MERV8 | | | | |
| 12 | EA | 48340 | 5251184990 12X24X2 KP-STD2-2402 KEY PLEAT MERV8 | | | | |
| 12 | EA | 48328 | 5251104783 14X20X2 KP-STD2-4002 KEY PLEAT MERV8 | | | | |
| 12 | EA | 48329 | 5251104785 14X25X2 KP-STD2-4502 KEY PLEAT MERV8 | | | | |
| 12 | EA | 48416 | 5251104925 15X20X2 KP-STD2-5002 KEY PLEAT MERV8 | | | | |
| 12 | EA | 48339 | 5251184831 16X16X2 KP-STD2-6602 KEY PLEAT MERV8 | | | | |
| 12 | EA | 48330 | 5251104789 16X20X2 KP-STD2-6002 KEY PLEAT MERV8 | | | | |
| 12 | EA | 48338 | 5251184484 16X24X2 KP-STD2-6402 KEY PLEAT MERV8 | | | | |
| 12 | EA | 48331 | 5251104790 16X25X2 KP-STD2-6502 KEY PLEAT MERV8 | | | | |
| 12 | EA | 48434 | 5251171853 18X18X2 KP-STD2-8802 PLEATED FILTER | | | | |
| 12 | EA | 48336 | 5251163527 18X20X2 KP-STD2-8002 KEY PLEAT MERV8 | | | | |
| 12 | EA | 48337 | 5251174862 18X24X2 KP-STD-8002 KEY PLEAT MERV8 | | | | |
| 12 | EA | 48335 | 5251123101 20X20X2 KP-STD2-0002 KEY PLEAT MERV8 | | | | |
| 12 | EA | 48341 | 5251186262 20X24X2 KP-STD2-0402 KEY PLEAT MERV8 | | | | |
| 12 | EA | 48332 | 5251104791 20X25X2 KP-STD2-0502 KEY PLEAT MERV8 | | | | |
| 12 | EA | 48334 | 5251106261 20X30X2 KP-STD2-0302 KEY PLEAT MERV8 | | | | |
| 12 | EA | 48342 | 5251186773 24X24X2 KP-STD2-4402 KEY PLEAT MERV8 | | | | |
| 12 | EA | 48333 | 5251104795 25X25X2 KP-STD2-5502 KEY PLEAT MERV8 | | | | |

# Synthetic Panel Filter

### 1 Ply Economy

| STD PKG | U/M | BERCOR NUMBER | DESCRIPTION | PC-1 1-11 | PC-2 12-36 | PC-3 37-143 | PC-4 144 |
|---|---|---|---|---|---|---|---|
| 24 | EA | 48406 | 0246500741 13-1/2X16-3/4X1 IN SP1-PNL ECONOMY PANEL | | | | |

# Polyester Flat Panel Filters



## 1 Inch

| STD PKG | U/M | BERCOR NUMBER | DESCRIPTION | PC-1 1-11 | PC-2 12-36 | PC-3 37-143 | PC-4 144 |
|---|---|---|---|---|---|---|---|
| 12 | EA | 48268 | 5039701501 10X20X1 P312-STD1 POLYESTER FILTER | | | | |
| 12 | EA | 48263 | 5039450102 10X25X1 P312 POLYESTER FILTER | | | | |
| 12 | EA | 48279 | 5039701514 12X20X1 P312-STD1 POLYESTER FILTER | | | | |
| 12 | EA | 48276 | 5039701511 12X24X1 P312-STD1 POLYESTER FILTER | | | | |
| 12 | EA | 48280 | 5039701515 12X25X1 P312-STD1 POLYESTER FILTER | | | | |
| 12 | EA | 48277 | 5039701512 14X20X1 P312-STD1 POLYESTER FILTER | | | | |
| 12 | EA | 48273 | 5039701506 14X25X1 P312-STD1 POLYESTER FILTER | | | | |
| 12 | EA | 48278 | 5039701513 15X20X1 P312-STD1 POLYESTER FILTER | | | | |
| 12 | EA | 48274 | 5039701509 16X16X1 P312-STD1 POLYESTER FILTER | | | | |
| 12 | EA | 48269 | 5039701502 16X20X1 P312-STD1 POLYESTER FILTER | | | | |
| 12 | EA | 48270 | 5039701503 16X25X1 P312-STD1 POLYESTER FILTER | | | | |
| 12 | EA | 48275 | 5039701510 18X25X1 P312-STD1 POLYESTER FILTER | | | | |
| 12 | EA | 48271 | 5039701504 20X20X1 P312-STD1 POLYESTER FILTER | | | | |
| 12 | EA | 48264 | 5039451372 20X22X1 P312 POLYESTER FILTER | | | | |
| 12 | EA | 48419 | 5039797350 20X24X1 P312-STD1 POLYESTER FILTER | | | | |
| 12 | EA | 48272 | 5039701505 20X25X1 P312-STD1 POLYESTER FILTER | | | | |
| 12 | EA | 48282 | 5039701516 24X24X1 P312-STD1 POLYESTER FILTER | | | | |
| 12 | EA | 48281 | 5039701517 25X25X1 P312-STD1 POLYESTER FILTER | | | | |

## 2 Inch

| | | | | | | | |
|---|---|---|---|---|---|---|---|
| 12 | EA | 48283 | 5039803253 12X24X2 P312-STD2 POLYESTER FILTER | | | | |
| 12 | EA | 48266 | 5039513369 12X25X2 P312 POLYESTER FILTER | | | | |
| 12 | EA | 48284 | 5039803254 14X20X2 P312-STD2 POLYESTER FILTER | | | | |
| 12 | EA | 48285 | 5039803255 14X25X2 P312-STD2 POLYESTER FILTER | | | | |
| 12 | EA | 48294 | 5039803331 15X20X2 P312-STD2 POLYESTER FILTER | | | | |
| 12 | EA | 48286 | 5039803256 16X16X2 P312-STD2 POLYESTER FILTER | | | | |
| 12 | EA | 48287 | 5039803257 16X20X2 P312-STD2 POLYESTER FILTER | | | | |
| 12 | EA | 48267 | 5039561546 16X22X2 P312 POLYESTER FILTER | | | | |
| 12 | EA | 48421 | 5039803258 16X24X2 P312-STD2 POLYESTER FILTER | | | | |
| 12 | EA | 48288 | 5039803259 16X25X2 P312-STD2 POLYESTER FILTER | | | | |
| 12 | EA | 48289 | 5039803260 18X24X2 P312-STD2 POLYESTER FILTER | | | | |
| 12 | EA | 48265 | 5039508754 18X25X2 P312 POLYESTER FILTER | | | | |
| 12 | EA | 48290 | 5039803261 20X20X2 P312-STD2 POLYESTER FILTER | | | | |
| 12 | EA | 48429 | 5039803262 20X24X2 P312-STD2 POLYESTER FILTER | | | | |
| 12 | EA | 48291 | 5039803263 20X25X2 P312-STD2 POLYESTER FILTER | | | | |
| 12 | EA | 48292 | 5039803264 24X24X2 P312-STD2 POLYESTER FILTER | | | | |
| 12 | EA | 48293 | 5039803265 25X25X2 P312-STD2 POLYESTER FILTER | | | | |

# Fiberglass Flat Panel Filters



## 1 Inch

| STD PKG | U/M | BERCOR NUMBER | DESCRIPTION | PC-1 1-11 | PC-2 12-36 | PC-3 37-143 | PC-4 144 |
|---|---|---|---|---|---|---|---|
| 12 | EA | 48243 | 5038962159 6X12X1 F312-SP1 FIBERGLASS FILTER | | | | |
| 12 | EA | 48248 | 5038978104 8X14X1 F312-SP1 FIBERGLASS FILTER | | | | |
| 12 | EA | 48244 | 5038976451 8X16X1 F312-SP1 FIBERGLASS FILTER | | | | |
| 12 | EA | 48221 | 5038901307 10X10X1 F312-STD1 FIBERGLASS FILTER | | | | |
| 12 | EA | 48201 | 5038901020 10X16X1 F312-STD1 FIBERGLASS FILTER | | | | |
| 12 | EA | 48215 | 5038901301 10X20X1 F312-STD1 FIBERGLASS FILTER | | | | |
| 12 | EA | 48202 | 5038901022 10X25X1 F312-STD1 FIBERGLASS FILTER | | | | |
| 12 | EA | 48203 | 5038901025 12X12X1 F312-STD1 FIBERGLASS FILTER | | | | |
| 12 | EA | 48204 | 5038901026 12X16X1 F312-STD1 FIBERGLASS FILTER | | | | |
| 12 | EA | 48228 | 5038901314 12X20X1 F312-STD1 FIBERGLASS FILTER | | | | |

*Continued on the Following Page*

***Continued from the Previous Page***

## 1 Inch (Cont'd.)

| STD PKG | U/M | BERCOR NUMBER | DESCRIPTION | PC-1 1-11 | PC-2 12-36 | PC-3 37-143 | PC-4 144 |
|---|---|---|---|---|---|---|---|
| 12 | EA | 48225 | 5038901311 12X24X1 F312-STD1 FIBERGLASS FILTER | | | | |
| 12 | EA | 48229 | 5038901315 12X25X1 F312-STD1 FIBERGLASS FILTER | | | | |
| 12 | EA | 48241 | 5038962113 12X27X1 F312-SP1 FIBERGLASS FILTER | | | | |
| 12 | EA | 48205 | 5038901029 12X30X1 F312-STD1 FIBERGLASS FILTER | | | | |
| 12 | EA | 48234 | 5038955882 13X16X1 F312-SP1 FIBERGLASS FILTER | | | | |
| 12 | EA | 48206 | 5038901031 14X14X1 F312-STD1 FIBERGLASS FILTER | | | | |
| 12 | EA | 48200 | 5038656628 14X18X1 F312-STD1 FIBERGLASS FILTER | | | | |
| 12 | EA | 48226 | 5038901312 14X20X1 F312-STD1 FIBERGLASS FILTER | | | | |
| 12 | EA | 48222 | 5038901308 14X24X1 F312-STD1 FIBERGLASS FILTER | | | | |
| 12 | EA | 48220 | 5038901306 14X25X1 F312-STD1 FIBERGLASS FILTER | | | | |
| 12 | EA | 48235 | 5038956711 14X28X1 F312-SP1 FIBERGLASS FILTER | | | | |
| 12 | EA | 48236 | 5038956718 14X29X1 F312-SP1 FIBERGLASS FILTER | | | | |
| 12 | EA | 48207 | 5038901033 14X30X1 F312-STD1 FIBERGLASS FILTER | | | | |
| 12 | EA | 48227 | 5038901313 15X20X1 F312-STD1 FIBERGLASS FILTER | | | | |
| 12 | EA | 48208 | 5038901035 15X30X1 F312-STD1 FIBERGLASS FILTER | | | | |
| 12 | EA | 48209 | 5038901036 15X30-5/8X1 F312-STD1 FIBERGLASS FILTER | | | | |
| 12 | EA | 48223 | 5038901309 16X16X1 F312-STD1 FIBERGLASS FILTER | | | | |
| 12 | EA | 48237 | 5038957904 16X17-1/2X1 F312-SP1 FIBERGLASS FILTER | | | | |
| 12 | EA | 48216 | 5038901302 16X20X1 F312-STD1 FIBERGLASS FILTER | | | | |
| 12 | EA | 48217 | 5038901303 16X25X1 F312-STD1 FIBERGLASS FILTER | | | | |
| 12 | EA | 48210 | 5038901040 16X30X1 F312-STD1 FIBERGLASS FILTER | | | | |
| 12 | EA | 48238 | 5038958262 17-1/2X21X1 F312-SP1 FIBERGLASS FILTER | | | | |
| 12 | EA | 48211 | 5038901042 18X20X1 F312-STD1 FIBERGLASS FILTER | | | | |
| 12 | EA | 48212 | 5038901043 18X24X1 F312-STD1 FIBERGLASS FILTER | | | | |
| 12 | EA | 48224 | 5038901310 18X25X1 F312-STD1 FIBERGLASS FILTER | | | | |
| 12 | EA | 48242 | 5038962135 19X27X1 F312-SP1 FIBERGLASS FILTER | | | | |
| 12 | EA | 48218 | 5038901304 20X20X1 F312-STD1 FIBERGLASS FILTER | | | | |
| 12 | EA | 48245 | 5038978094 20X22X1 F312-SP1 FIBERGLASS FILTER | | | | |
| 12 | EA | 48213 | 5038901045 20X22-1/4X1 F312-STD1 FIBERGLASS FILTER | | | | |
| 12 | EA | 48219 | 5038901305 20X25X1 F312-STD1 FIBERGLASS FILTER | | | | |
| 12 | EA | 48232 | 5038902001 20X30X1 F312-STD1 FIBERGLASS FILTER | | | | |
| 12 | EA | 48239 | 5038959967 21-1/2X26X1 F312-SP1 FIBERGLASS FILTER | | | | |
| 12 | EA | 48214 | 5038901047 22X22X1 F312-STD1 FIBERGLASS FILTER | | | | |
| 12 | EA | 48246 | 5038978098 22X24X1 F312-SP1 FIBERGLASS FILTER | | | | |
| 12 | EA | 48230 | 5038901316 24X24X1 F312-STD1 FIBERGLASS FILTER | | | | |
| 12 | EA | 48231 | 5038901317 25X25X1 F312-STD1 FIBERGLASS FILTER | | | | |
| 12 | EA | 48233 | 5038902093 25X30X1 F312-SP1 FIBERGLASS FILTER | | | | |
| 12 | EA | 48240 | 5038961275 26X29-1/2X1 F312-SP1 FIBERGLASS FILTER | | | | |
| 12 | EA | 48247 | 5038978099 30X30X1 F312-SP1 FIBERGLASS FILTER | | | | |

## 2 Inch

| | | | | | | | |
|---|---|---|---|---|---|---|---|
| 12 | EA | 48255 | 5039003244 10X20X2 F312-STD2 FIBERGLASS FILTER | | | | |
| 12 | EA | 48253 | 5039002006 12X24X2 F312-STD2 FIBERGLASS FILTER | | | | |
| 12 | EA | 48435 | 5039055774 13.25 X 16.25 X 2 F312 SP2 FIBERGLASS FILTER | | | | |
| 12 | EA | 48256 | 5039003245 14X20X2 F312-STD2 FIBERGLASS FILTER | | | | |
| 12 | EA | 48257 | 5039003247 15X20X2 F312-STD2 FIBERGLASS FILTER | | | | |
| 12 | EA | 48249 | 5039002002 16X20X2 F312-STD2 FIBERGLASS FILTER | | | | |
| 12 | EA | 48258 | 5039003249 16X24X2 F312-STD2 FIBERGLASS FILTER | | | | |
| 12 | EA | 48250 | 5039002003 16X25X2 F312-STD2 FIBERGLASS FILTER | | | | |
| 12 | EA | 48262 | 5039067667 18X24X2 F312-STD2 FIBERGLASS FILTER | | | | |
| 12 | EA | 48251 | 5039002004 20X20X2 F312-STD2 FIBERGLASS FILTER | | | | |
| 12 | EA | 48259 | 5039003250 20X24X2 F312-STD2 FIBERGLASS FILTER | | | | |
| 12 | EA | 48252 | 5039002005 20X25X2 F312-STD2 FIBERGLASS FILTER | | | | |
| 12 | EA | 48261 | 5039066793 20X25X2 F312-SP2 FIBERGLASS FILTER | | | | |
| 12 | EA | 48254 | 5039002007 24X24X2 F312-STD2 FIBERGLASS FILTER | | | | |
| 12 | EA | 48260 | 5039003251 25X25X2 F312-STD2 FIBERGLASS FILTER | | | | |

# Synthetic Rigid Pad Filters

| STD PKG | U/M | BERCOR NUMBER | DESCRIPTION | PC-1 L/CTN | PC-2 F/CTN |
|---|---|---|---|---|---|
| 12 | EA | 48394 | 0810433 25X48X1 PERM SP1 PAD | | |

# Polyester Pad Filters



**1 Inch**

| STD PKG | U/M | BERCOR NUMBER | DESCRIPTION | PC-1 EACH |
|---|---|---|---|---|
| 25 | EA | 48420 | 0850101 16X20X1 P100 01 1" DRY WHITE POLY PAD | |
| 25 | EA | 48395 | 0850102 16X25X1 P100 02 DRY WHITE POLY PAD | |
| 25 | EA | 48396 | 0850103 20X20X1 P100 03 DRY WHITE POLY PAD | |

**2 Inch with Scrim**

| STD PKG | U/M | BERCOR NUMBER | DESCRIPTION | PC-1 1-11 | PC-2 12-36 | PC-3 37-143 | PC-4 144 |
|---|---|---|---|---|---|---|---|
| 25 | EA | 48404 | 0850300024 9-1/2X22X2 P200S SP-PAD | | | | |

# Permalast Polyester Pad Filters



| STD PKG | U/M | BERCOR NUMBER | DESCRIPTION | PC-1 EACH |
|---|---|---|---|---|
| 24 | EA | 48423 | 0810101 16X20X1 PERMALAST PAD P101 | |
| 24 | EA | 48424 | 0810102 16X25X1 PERMALAST PAD P102 | |
| 24 | EA | 48425 | 0810103 20X20X1 PERMALAST PAD P103 | |
| 24 | EA | 48426 | 0810104 20X25X1 PERMALAST PAD P104 | |

# Fiberglass Pad Filters



| STD PKG | U/M | BERCOR NUMBER | DESCRIPTION | PC-1 1 | PC-2 2-4 | PC-3 5 |
|---|---|---|---|---|---|---|
| 50 | EA | 48306 | 5156002586 16X20X2 PBWL FIBERGLASS PAD | | | |
| 50 | EA | 48307 | 5156002587 16X25X2 PBWL FIBERGLASS PAD | | | |
| 50 | EA | 48308 | 5156002588 20X20X2 PWBL FIBERGLASS PAD | | | |
| 50 | EA | 48309 | 5156002589 20X25X2 PBWL FIBERGLASS PAD | | | |
| 50 | EA | 48310 | 5156002590 24X24X2 PBWL FIBERGLASS PAD | | | |

# Fiberglass Coarse Pad Filters



| STD PKG | U/M | BERCOR NUMBER | DESCRIPTION | PC-1 EACH |
|---|---|---|---|---|
| 50 | EA | 48302 | 5156002580 16X20X1 PBWL COARSE FIBER PAD | |
| 50 | EA | 48303 | 5156002581 16X25X1 PBWL COARSE FIBER PAD | |
| 50 | EA | 48304 | 5156002582 20X20X1 PBWL COARSE FIBER PAD | |
| 50 | EA | 48305 | 5156002583 20X25X1 PBWL COARSE FIBER PAD | |

## Polyester Roll Filters



| STD PKG | U/M | BERCOR NUMBER | DESCRIPTION | PC-1 1-11 |
|---|---|---|---|---|
| 2 | EA | 48400 | 1600225 25X90X1 P100 R25 DRY WHITE RI | |
| 1 | EA | 48401 | 1600240 40X90X1 P100 R40 DRY WHITE RI | |

## Permalast Polyester Roll Filter



| STD PKG | U/M | BERCOR NUMBER | DESCRIPTION | PC-1 EACH |
|---|---|---|---|---|
| 1 | EA | 48397 | 1050111 25X30X1 P125 PERMALAST ROLL | |

## Polyester Roll Filters with Tack



**Sold in Full Cartons Only**

| STD PKG | U/M | BERCOR NUMBER | DESCRIPTION | PC-1 1-3 | PC-2 4-9 | PC-3 10 |
|---|---|---|---|---|---|---|
| 1 | EA | 48398 | 1600025 25X135X1/2 P50 R25 W/TACK WHITE RI | | | |
| 1 | EA | 48399 | 1600220 20X90X1 P100 R20 BLUE/WHITE W/TACK | | | |
| 4 | EA | 48402 | 1700420 20X60X2 P200 R20 BLUE/WHITE W/TACK | | | |
| 1 | EA | 48403 | 1700425 25X60X2 P200 R25 BLUE/WHITE W/TACK | | | |

## Fiberglass Roll Filters



| STD PKG | U/M | BERCOR NUMBER | DESCRIPTION | PC-1 L/CTN | PC-2 F/CTN |
|---|---|---|---|---|---|
| 1 | RLL | 48409 | 8416001 10X200FTX1 GLS BW FIBERGLASS ROLL | | |
| 1 | RLL | 48415 | 8416014 30X200FTX1 GLS BW FIBERGLASS SERVICE ROLL | | |
| 1 | EA | 48427 | 5180116006 30X20X1 GR GLASS UTILITY ROLL | | |

## Fiberglass Rigid Box Filters

- **AC85/S:** 85% Series, MERV 13
- **AC95:** 95% Series, MERV 13
- **HAC95:** 95% Series, MERV 14



| STD PKG | U/M | BERCOR NUMBER | DESCRIPTION | PC-1 EACH |
|---|---|---|---|---|
| 1 | EA | 48389 | 5360702469 24X24X12 AC85 | |
| 1 | EA | 48390 | 5360702481 24X24X12 AC95 | |
| 1 | EA | 48417 | 5360792424 24X24X12 BOX FILTER AC85S 85% | |
| 1 | EA | 48392 | 5360702486 12X24X12 HAC95 | |
| 1 | EA | 48391 | 5360702484 24X24X12 HAC95 | |

## Synthetic Serva-Pak Bag Filters
### High Capacity



| STD PKG | U/M | BERCOR NUMBER | DESCRIPTION | PC-1 1-3 | PC-2 4-11 | PC-3 12 |
|---|---|---|---|---|---|---|
| 4 | EA | 48386 | 5276410809 24X24X20 SP65S10 SYN POCKET 60-65% | | | |
| 4 | EA | 48407 | 5276422089 24X24X30 SP50S08 UL2 SYN POCKET 40-45% | | | |

## Fiberglass Serva-Pak Bag Filters
### High Capacity



| STD PKG | U/M | BERCOR NUMBER | DESCRIPTION | PC-1 1-3 | PC-2 4-11 | PC-3 12 |
|---|---|---|---|---|---|---|
| 8 | EA | 48382 | 5276402360 12X24X22 SP8505 FG POCKET 80-85% | | | |
| 4 | EA | 48385 | 5276402387 20X20X22 SP8505 FG POCKET 80-85% | | | |
| 4 | EA | 48387 | 5276444878 20X24X15 SP85S03 FG POCKET 80-85% | | | |
| 4 | EA | 48388 | 5276476497 24X24X12 SP50S08 SERIES 55 CUBE SS 5PKT | | | |
| 4 | EA | 48384 | 5276402370 24X24X22 SP8508 FG POCKET 80-85% | | | |
| 4 | EA | 48405 | 5276402409 24X24X22 SP9508 UL2 FG POCKET 90-95% | | | |
| 4 | EA | 48383 | 5276402367 24X24X30 SP8508 FG POCKET 80-85% | | | |
| 2 | EA | 48381 | 5276402352 24X24X36 SP8510 FG POCKET 80-85% | | | |

## Fiberglass Window A/C Filter

| STD PKG | U/M | BERCOR NUMBER | DESCRIPTION | PC-1 L/CTN | PC-2 F/CTN |
|---|---|---|---|---|---|
| 24 | EA | 48301 | 5129915001 15X24X3/8 CYG FIBERGLASS A/C PAD | | |

## Residential Air Cleaner Filters
### Replacement Filters



P5



P25-2

| STD PKG | U/M | BERCOR NUMBER | DESCRIPTION | PC-1 EACH |
|---|---|---|---|---|
| 6 | EA | 48296 | 5096532661 16X25X3 P1200 MERV8 AB REPLACEMENT | |
| 4 | EA | 48297 | 5096527960 16X25X5 P5-MV8 TRION AIR BEAR RPLCMNT | |
| 4 | EA | 48298 | 5096525061 20X20X5 P5-MV8 TRION AIR BEAR RPLCMNT | |
| 3 | EA | 48300 | 5096578907 20X25X5 P5 MERV8 AB REPLACEMENT | |
| 5 | EA | 48299 | 5096532664 20X25X5 P25-2 MERV8 REPL FOR HW F25 | |

## HEPA Filters

| STD PKG | U/M | BERCOR NUMBER | DESCRIPTION | PC-1 EACH |
|---|---|---|---|---|
| 1 | EA | 48439 | 5455455076 UCGLV97 24024012 XBU GND 00 00 HEPA FILTER | |
| 1 | EA | 48440 | 5360818519 24X24X12 SLPV95 SERVA-CELL PV FILTER | |
| 1 | EA | 48422 | 5455055106 24X24X12 HEPA HI-CAP 99.97% FILTER | |

# FIBERBOND MERV 7 Pleated Filters



**MERV 7 Pleated 1 Inch Filters** **Sold in Full Cartons Only**

| STD PKG | U/M | BERCOR NUMBER | DESCRIPTION | PC-1 1-11 | PC-2 12-36 | PC-3 37-143 | PC-4 144 |
|---|---|---|---|---|---|---|---|
| 10 | EA | 41013 | 231011224 12X24X1 KLEEN PLEAT GOLD MERV 7 | | | | |
| 24 | EA | 41241 | KLEEN PLEAT GOLD 14X20X1 MERV 7 WITH SPOR-AX ANTIMICROBIAL | | | | |
| 24 | EA | 41244 | KLEEN PLEAT GOLD 16X20X1 MERV 7 WITH SPOR-AX ANTIMICROBIAL | | | | |
| 24 | EA | 41245 | KLEEN PLEAT GOLD 16X25X1 MERV 7 WITH SPOR-AX ANTIMICROBIAL | | | | |
| 24 | EA | 41242 | KLEEN PLEAT GOLD 20X20X1 MERV 7 WITH SPOR-AX ANTIMICROBIAL | | | | |
| 24 | EA | 41246 | KLEEN PLEAT GOLD 20X25X1 MERV 7 WITH SPOR-AX ANTIMIROBIAL | | | | |
| 24 | EA | 41243 | KLEEN PLEAT GOLD 24X24X1 MERV 7 WITH SPOR-AX ANTIMICROBIAL | | | | |

**MERV 7 Pleated 2 Inch Filters** **Sold in Full Cartons Only**

| | | | | | | | |
|---|---|---|---|---|---|---|---|
| 16 | EA | 41247 | KLEEN PLEAT GOLD 12X24X2 MERV 7 WITH SPOR-AX ANTIMICROBIAL | | | | |
| 12 | EA | 40839 | KLEEN PLEAT GOLD 16X20X2 PLEATED 40% EFF | | | | |
| 12 | EA | 40840 | KLEEN PLEAT GOLD 16X25X2 PLEATED 40% EFF | | | | |
| 12 | EA | 40902 | KLEEN PLEAT GOLD 18X24X2 PLEATED 40% EFF | | | | |
| 12 | EA | 40841 | KLEEN PLEAT GOLD 20X20X2 PLEATED 40% EFF | | | | |
| 12 | EA | 41252 | KLEEN PLEAT GOLD 20X24X2 MERV 7 WITH SPOR-AX ANTIMICROBIAL | | | | |
| 12 | EA | 40842 | KLEEN PLEAT GOLD 20X25X2 PLEATED 40% EFF | | | | |
| 12 | EA | 40843 | KLEEN PLEAT GOLD 24X24X2 PLEATED 40% EFF | | | | |

**MERV 7 Pleated 4 Inch Filters** **Sold in Full Cartons Only**

| | | | | | | | |
|---|---|---|---|---|---|---|---|
| 8 | EA | 40845 | KLEEN PLEAT GOLD 12X24X4 PLEATED 40% EFF | | | | |
| 6 | EA | 40846 | KLEEN PLEAT GOLD 16X20X4 PLEATED 40% EFF | | | | |
| 6 | EA | 41255 | KLEEN PLEAT GOLD 16X25X4 MERV 7 WITH SPOR-AX ANTIMICROBIAL | | | | |
| 6 | EA | 41260 | KLEEN PLEAT GOLD 18X24X4 MERV 7 WITH SPOR-AX ANTIMICROBIAL | | | | |
| 6 | EA | 41259 | KLEEN PLEAT GOLD 20X20X4 MERV 7 WITH SPOR-AX ANTIMICROBIAL | | | | |
| 6 | EA | 41012 | 234042024 20X24X4 KLEEN PLEAT GOLD MERV 7 | | | | |
| 6 | EA | 40849 | KLEEN PLEAT GOLD 20X25X4 PLEATED 40% EFF | | | | |
| 6 | EA | 40850 | KLEEN PLEAT GOLD 24X24X4 PLEATED 40% EFF | | | | |

# FIBERBOND MERV 7 Tri Stop Panel Filters

| STD PKG | U/M | BERCOR NUMBER | DESCRIPTION | PC-1 1-3 | PC-2 4-11 | PC-3 12 |
|---|---|---|---|---|---|---|
| 24 | EA | 41022 | 240001625 16X25X1-1/2 TRI STOP PANEL MERV 7 | | | |
| 24 | EA | 41086 | 240090499 16X30X1-1/2 TRI STOP PANEL MERV 7 | | | |
| 24 | EA | 41087 | 240002024 20X24X1-1/2 TRI STOP PANEL MERV 7 | | | |
| 24 | EA | 41021 | 240002025 20X25X1-1/2 TRI STOP PANEL MERV 7 | | | |
| 24 | EA | 41088 | 240090699 20X30X1-1/2 TRI BLOCK PANEL MERV 7 | | | |
| 24 | EA | 41023 | 240002424 24X24X1-1/2 TRI STOP PANEL MERV 7 | | | |

# FIBERBOND 1 Ply Economy Panel Filters



**Sold in Full Cartons Only**

| STD PKG | U/M | BERCOR NUMBER | DESCRIPTION | PC-1 1-11 | PC-2 12-36 | PC-3 37-143 | PC-4 144 |
|---|---|---|---|---|---|---|---|
| 36 | EA | 41270 | 250001212 12X12X1 POLY PANEL MERV 7 | | | | |
| 36 | EA | 40938 | 250001224 12X24X1 POLY PANEL MERV 7 | | | | |
| 6 | EA | 40934 | 250001418-1064 14X18X1 POLY PANEL MERV 7 | | | | |
| 36 | EA | 40953 | 250001616 16X16X1 POLY PANEL MERV 7 | | | | |
| 36 | EA | 40943 | 250001620 16X20X1 POLY PANEL MERV 7 | | | | |
| 36 | EA | 40944 | 250001625 16X25X1 POLY PANEL MERV 7 | | | | |
| 36 | EA | 40945 | 250002020 20X20X1 POLY PANEL MERV 7 | | | | |
| 36 | EA | 40947 | 250002025 20X25X1 POLY PANEL MERV 7 | | | | |
| 36 | EA | 40948 | 250002424 24X24X1 POLY PANEL MERV 7 | | | | |

## FIBERBOND Polyester Pad and Roll Filters



| STD PKG | U/M | BERCOR NUMBER | DESCRIPTION | PC-1 1-11 | PC-2 12-36 | PC-3 37-143 |
|---|---|---|---|---|---|---|
| 36 | EA | 40908 | 102020025 20X25X1 FM 100 POLYESTER PAD | | | |
| 1 | EA | 41011 | FM50 60X135X1/2 POLYESTER | | | |

## FIBERBOND Continuous Link Filters



| STD PKG | U/M | | | PC-1 EACH |
|---|---|---|---|---|
| 6 | EA | 41267 | 291920094 20X87-94" CONTINUOUS LINK FILTER | |
| 4 | EA | 41268 | 291920117 20X107-117" CONTINUOUS LINK FILTER | |
| 4 | EA | 41269 | 291925129 25X118-129" CONTINUOUS LINK FILTER | |
| 8 | EA | 41271 | 291920079 20X75-79" CONTINUOUS LINK FILTER | |

## FIBERBOND Dustlok Auto Roll



| STD PKG | U/M | BERCOR NUMBER | DESCRIPTION | PC-1 EACH |
|---|---|---|---|---|
| 1 | EA | 41263 | DUSTLOK AUTO ROLL 56-3/4 IN X 65 FT (5AE) | |
| 1 | EA | 41264 | DUSTLOK AUTO ROLL 68-3/4 IN X 65 FT (6AE) | |
| 1 | EA | 41265 | DUSTLOK AUTO ROLLS 32-3/4 IN X 65 FT (3AE) | |

## FIBERBOND Glass Auto Roll Filter



| STD PKG | U/M | BERCOR NUMBER | DESCRIPTION | PC-1 1-3 | PC-2 4 |
|---|---|---|---|---|---|
| 1 | EA | 40780 | 2500.1044 44-3/4"X65X2 AUTO RL W/ SCRIM | | |

## FIBERBOND Foam Service Roll Filter



**Sold in Full Cartons Only**

| STD PKG | U/M | BERCOR NUMBER | DESCRIPTION | PC-1 1-3 | PC-2 4-9 | PC-3 10 |
|---|---|---|---|---|---|---|
| 1 | EA | 40864 | MEDIA 114403 24IN X 25FT X 1/4IN THICK FOAM | | | |

## FIBERBOND Cube Filters



**Sold in Full Cartons Only**

| STD PKG | U/M | BERCOR NUMBER | DESCRIPTION | PC-1 1-3 | PC-2 4-11 | PC-3 12 |
|---|---|---|---|---|---|---|
| 12 | EA | 40964 | AIRKLEEN STAR CUBE 24X24X15 45% EFFICIENT | | | |

## FIBERBOND Bag Filters



**Sold in Full Cartons Only**

| STD PKG | U/M | BERCOR NUMBER | DESCRIPTION | PC-1 1-3 | PC-2 4-11 | PC-3 12 |
|---|---|---|---|---|---|---|
| 6 | EA | 40965 | GW45242412-5S 24X24X12 SYN POCKET 40-45 PERCENT NOMINAL | | | |
| 1 | EA | 40967 | GW45242420-5S 24X24X20 40-45 PERCENT NOMINAL | | | |

## Aprilaire® EZ-Kleen Air Filters



- For room air conditioners
- Lightweight aluminum
- Odor removal
- Durable, corrosion-resistant
- Easy to clean and recharge
- Traps dust, dirt, lint, pollen

**1 & 2 Inch**

| STD PKG | U/M | BERCOR NUMBER | DESCRIPTION | PC-1 L/CTN | PC-2 F/CTN |
|---|---|---|---|---|---|
| 20 | EA | 41071 | 9806 10IN X 20IN X 1IN E-Z KLEEN AIR FILTER | | |
| 20 | EA | 41073 | 9804 16IN X 20IN X 1IN E-Z KLEEN AIR FILTER | | |
| 20 | EA | 41074 | 9803 16IN X 25IN X 1IN E-Z KLEEN AIR FILTER | | |
| 20 | EA | 41076 | 9802 20IN X 20IN X 1IN E-Z KLEEN AIR FILTER | | |
| 20 | EA | 41077 | 9801 20IN X 25IN X 1IN E-Z KLEEN AIR FILTER | | |
| 10 | EA | 41093 | 9154 16IN X 20IN X 2IN MV E-Z KLEEN AIR FILTER | | |
| 10 | EA | 41094 | 9153 16IN X 25IN X 2IN MV E-Z KLEEN AIR FILTER | | |
| 10 | EA | 41095 | 9152 20IN X 20IN X 2IN MV E-Z KLEEN AIR FILTER | | |
| 10 | EA | 41096 | 9151 20IN X 25IN X 2IN MV E-Z KLEEN AIR FILTER | | |

## Aprilaire® Grease Filter



- Handle locks not included
- Rated Velocity: 250 FPM to 600 FPM
- Optimum Velocity: 350 FPM

| STD PKG | U/M | BERCOR NUMBER | DESCRIPTION | PC-1 EACH |
|---|---|---|---|---|
| 10 | EA | 41121 | 934 16IN X 20IN X 2IN MESH GREASE FILTER | |

## Aprilaire® Super Filter Coat




Increase the arrestance and efficiency of metal mesh filters by regularly washing and recoating with them with Super Filter Coat adhesive.

| STD PKG | U/M | BERCOR NUMBER | DESCRIPTION | PC-1 L/CTN | PC-2 F/CTN |
|---|---|---|---|---|---|
| 20 | EA | 41188 | 412 10 OZ HANDI-KOTER SUPER FILTER COAT ADHESIVE | | |

## Filter Lock Seals



- Seals furnace and air conditioning air filter slots
- Eliminates leaks to help conserve energy
- Universal fit for 1" filter slots
- Includes 2 Filter Lock Seals
- Dimensions:  4-3/4" wide x 25" long

| STD PKG | U/M | BERCOR NUMBER | DESCRIPTION | PC-1 EACH |
|---|---|---|---|---|
| 25 | EA | 41428 | 93517 1IN UP TO 25IN L FILTER LOCK SEALS | |

# 1300 Filter Racks

## 1 Inch



| STD PKG | U/M | BERCOR NUMBER | DESCRIPTION | PC-1 L/CTN | PC-2 F/CTN |
|---|---|---|---|---|---|
| 20 | EA | 11698 | 1300 16X24X1 FILTER RACK - SCREW TYPE | | |
| 20 | EA | 11583 | 1300 16X25X1 FILTER RACK - SCREW TYPE | | |
| 12 | EA | 11585 | 1300 16X25X1 GALV FILTER FRAME W/DOOR | | |
| 6 | EA | 11697 | 1300 16X25X1 FILTER RACK W/TAB | | |
| 20 | EA | 11576 | 1300 20X16X1 FILTER RACK - SCREW TYPE | | |
| 6 | EA | 11590 | 1300 20X16X1 GLV FILTER RACK | | |
| 12 | EA | 11582 | 1300 20X16X1 FILTER FRAME W/DOOR | | |
| 12 | EA | 11581 | 1300 20X20X1 FILTER RACK W/DOOR | | |
| 20 | EA | 11584 | 1300 20X25X1 FILTER RACK - SCREW TYPE | | |
| 12 | EA | 11593 | 1300 25X20X1 GALV FILTER FRAME W/DOOR | | |

# 1300 Filter Racks

## 4 Inch



A simple filter system designed to accept a 4 inch deep pleated filter and to be installed on the return air duct. The 4 inch pleated filter has 7 square feet of effective filter media which provides more efficient filtering than 1 inch or 2 inch throw away filters.

- **Average Efficiency:** 25 to 30% dust retention.
- **Average Arrestance:** 90–93%.
- UL listed class 2 filter.

| STD PKG | U/M | BERCOR NUMBER | DESCRIPTION | PC-1 L/CTN | PC-2 F/CTN |
|---|---|---|---|---|---|
| 5 | EA | 11591 | 1300 25X16X4 GLV FILTER RACK CTND | | |
| 5 | EA | 11592 | 1300 25X16X4 GLV FILTER RACK W/FILTER | | |

# Tri-Filter Frame



- Use 1", 2" or 4" standard filter
- Use 4" filter in combination with 1" charcoal filter
- Snap on top cover for easy service and right or left mounting
- Smooth polyethylene filter glides

| STD PKG | U/M | BERCOR NUMBER | DESCRIPTION | PC-1 L/CTN | PC-2 F/CTN |
|---|---|---|---|---|---|
| 1 | EA | 11594 | 1300 25X16 TRI FILTER FRAME | | |

# Literature Holder

## Attach to Furnace—Features Custom Labels



| STD PKG | U/M | BERCOR NUMBER | DESCRIPTION | PC-1 L/CTN | PC-2 F/CTN |
|---|---|---|---|---|---|
| 24 | EA | 11599 | 1300-SP 10X9 26GA GALV LITERATURE HOLDER | | |

Group 4 Installation and Service Supplies

Chimney and Venting....4–1
Pipe and Fittings/Copper....4–12
Pipe and Fittings/Brass....4–19
Pipe and Fittings/Insulation....4–25
Pipe and Fittings/Gas....4–28
Pipe and Fittings/Black....4–31
Pipe and Fittings/Galvanized....4–37
Cast Iron Fittings....4–38
Solder/Flux/Accessories....4–39
Access and Piercing Valves....4–45
Pipe and Fittings/PVC....4–50
Equipment Pads and Stands....4–56
Linesets/Disconnects/Whips....4-60-A
Condensate Pumps....4-63
Safety Switches....4-65
Drain Pans and Accessories....4–67
Duct Insulation and Supplies....4–69
Fasteners and Hangers....4–74
Sealant, Cement, and Tape....4–83
Electrical....4–89
Jobsite Extras....4–100

# AIRJET Authorized Distributor Chimney Housing Kits



- High grade, polished, stainless steel, square top cap
- 4 side panels available in simulated red, tan, or white brick
- Galvanized 2-piece roof flashing
- 18" telescoping aluminum connector

| STD PKG | U/M | BERCOR NUMBER | DESCRIPTION | PC-1 EACH |
|---|---|---|---|---|
| 1 | EA | 33580 | GHL36R 3 FT RED BRICK DECORATIVE CHIMNEY HOUSING KIT | |
| 1 | EA | 33581 | GHL36T 3FT TAN BRICK DECORATIVE CHIMNEY HOUSING KIT | |
| 1 | EA | 33582 | GHL36W 3FT WHITE BRICK DECORATIVE CHIMNEY HOUSING KIT | |
| 1 | EA | 33583 | GHL48R 4FT RED BRICK DECORATIVE CHIMNEY HOUSING KIT | |
| 1 | EA | 33584 | GHL48T 4FT TAN BRICK DECORATIVE CHIMNEY HOUSING KIT | |
| 1 | EA | 33585 | GHL48W 4FT WHITE BRICK DECORATIVE CHIMNEY HOUSING KIT | |

# NATIONAL CHIMNEY M-FLEX Aluminum Liner Kits



- For appliances with AFUE of 83% or lower
- UL listed and tested 2-ply aluminum liner
- Aluminum mortar collar for slipping the liner through the thimble
- Aluminum top plate with a 16"x16" plate and a 2" high collar around the hole diameter
- Aluminum cap and installation instructions
- All M-FLEX aluminum liner kits come with a 25-year warranty and are listed to UL441

## Relining Kits

| STD PKG | U/M | BERCOR NUMBER | DESCRIPTION | PC-1 L/CTN | PC-2 F/CTN |
|---|---|---|---|---|---|
| 1 | EA | 29600 | DB425KIT 4X25FT RELINING KIT | | |
| 1 | EA | 29601 | DB525KIT 5X25FT RELINING KIT | | |
| 1 | EA | 29602 | DB625KIT 6X25FT RELINING KIT | | |
| 1 | EA | 29603 | DB335KIT 3X35FT RELINING KIT | | |
| 1 | EA | 29604 | DB435KIT 4X35FT RELINING KIT | | |
| 1 | EA | 29605 | DB535KIT 5X35FT RELINING KIT | | |
| 1 | EA | 29606 | DB635KIT 6X35FT RELINING KIT | | |

## Aluminum Liner Extension

| STD PKG | U/M | BERCOR NUMBER | DESCRIPTION | PC-1 EACH |
|---|---|---|---|---|
| 1 | EA | 29607 | DB310EXT 3X10FT EXTENSION KIT | |
| 1 | EA | 29608 | DB410EXT 4X10FT EXTENSION KIT | |
| 1 | EA | 29609 | DB510EXT 5X10FT EXTENSION KIT | |

# SELKIRK. Type "B" Gas Vent



Pipe



Adj. Pipe



Adj. Roof Flash



90 Deg Elbow



Cap



Storm Collar



Tee Cap



Tee



Pipe Collar

Round and oval gas vent pipe and fittings for residential, commercial, and industrial applications. Snap together non-positional lock system.

- Die formed ends
- For venting gas fired appliances, water heater, furnaces, stoves, etc.
- UL Listed
- Lifetime Limited Warranty

### Model RV Round Vent Pipe: 3" through 8"

This double wall gas vent is listed to UL 441 and ULC S-605 and features an aluminum inner liner and galvolume outer casing. Natural and propane gas applications. The joint design provides for a rapid and secure connection in seconds and the LockTab™ feature allows the tabs to be used instead of sheet metal screws.

### Model R Round Type B Gas Vent: Large Diameter

UL listed and approved for residential, commercial, and industrial applications. Model R provides a continuous passageway from a Category 1 gas appliance, such as water heaters, boilers, and furnaces, to the termination of the vent above the roof of a structure. The model R features the double wall construction with 1/2" air space, galvanized steel outer wall construction for exceptional corrosion resistance, and aluminum inner wall construction to keep flue gasses hot

### 3 Inch B Vent

| STD PKG | U/M | BERCOR NUMBER | DESCRIPTION | PC-1 L/CTN | PC-2 F/CTN | PC-3 10 CTNS |
|---|---|---|---|---|---|---|
| 6 | EA | 28298 | 3RV-4 3X4FT PIPE | | | |
| 6 | EA | 28299 | 3RV-GC 3IN PIPE COLLAR | | | |
| 6 | EA | 28471 | 3RV-GVS 3IN FIRESTOP SUPPORT | | | |
| 6 | EA | 28475 | 3RV-5 3X5FT PIPE | | | |
| 6 | EA | 28476 | 3RV-3 3X3FT PIPE | | | |
| 6 | EA | 28478 | 3RV-18 3X18IN PIPE | | | |
| 6 | EA | 28479 | 3RV-12 3X12IN PIPE | | | |
| 6 | EA | 28481 | 3RV-AJ12 3X12IN ADJ PIPE | | | |
| 6 | EA | 28483 | 3RV-DH 3IN DH CONN | | | |
| 6 | EA | 28484 | 3RV-AF 3IN ADJ ROOF FLASH | | | |
| 6 | EA | 28485 | 3RV-TF 3IN TALL CONE FLASH | | | |
| 6 | EA | 28486 | 3RV-SC 3IN STORM COLLAR | | | |
| 6 | EA | 28487 | 3RV-RT 3IN CAP | | | |
| 6 | EA | 28488 | 3RV-2 3X2FT PIPE | | | |
| 6 | EA | 28489 | 3RV-AF12 3IN STEEP ROOF FLASH | | | |
| 6 | EA | 28490 | 3RV-90 3IN 90 DEG ELBOW | | | |
| 6 | EA | 28491 | 3RV-45 3IN 46/60 ELBOW | | | |
| 6 | EA | 28492 | 3RV-WT 3IN WALL THIMBLE | | | |
| 6 | EA | 28493 | 3RV-TS 3IN TEE | | | |
| 6 | EA | 28496 | 3RV-I4 3X4 INCREASER | | | |
| 6 | EA | 28498 | 3RV-UAF 3IN FEMALE ADAPT | | | |
| 6 | EA | 28499 | 3RV-UAM 3IN MALE ADAPT | | | |
| 6 | EA | 29109 | 3RV-HWT 3IN HIGH WIND TOP | | | |

***Continued on the Following Page***

***Continued from the Previous Page***

## 4 Inch B Vent

| STD PKG | U/M | BERCOR NUMBER | DESCRIPTION | PC-1 L/CTN | PC-2 F/CTN | PC-3 10 CTNS |
|---|---|---|---|---|---|---|
| 6 | EA | 28305 | 4RV-WS/B 4IN WALL STRAP | | | |
| 6 | EA | 28472 | 4RV-GVS 4IN FIRESTOP SUPPORT | | | |
| 6 | EA | 28480 | 4RV3-FY 4X3 WYE | | | |
| 6 | EA | 28495 | 4RV-6 4X6IN PIPE | | | |
| 6 | EA | 28500 | 4RV-5 4X5FT PIPE | | | |
| 6 | EA | 28501 | 4RV-4 4X4FT PIPE | | | |
| 6 | EA | 28502 | 4RV-3 4X3FT PIPE | | | |
| 6 | EA | 28503 | 4RV-2 4X2FT PIPE | | | |
| 6 | EA | 28504 | 4RV-18 4X18IN PIPE | | | |
| 6 | EA | 28505 | 4RV-12 4X12IN PIPE | | | |
| 6 | EA | 28506 | 4RV-AJ12 4X12IN ADJ PIPE | | | |
| 6 | EA | 28507 | 4RV-AF12 4IN STEEP ROOF FLASH | | | |
| 6 | EA | 28509 | 4RV-DH 4IN DH CONN | | | |
| 6 | EA | 28510 | 4RV-AF 4IN ADJ ROOF FLASH | | | |
| 6 | EA | 28511 | 4RV-TF 4IN TALL CONE FLASH | | | |
| 6 | EA | 28512 | 4RV-SC 4IN STORM COLLAR | | | |
| 6 | EA | 28513 | 4RV-RT 4IN CAP | | | |
| 6 | EA | 28514 | 4RV-EL90 4IN 90 DEG ELBOW | | | |
| 6 | EA | 28515 | 4RV-EL45/60 4IN 45/60 DEG ELBOW | | | |
| 6 | EA | 28516 | 4RV-WT 4IN WALL THIMBLE | | | |
| 6 | EA | 28517 | 4RV-TS 4IN TEE | | | |
| 6 | EA | 28518 | 4RV-TC 4IN TEE CAP | | | |
| 6 | EA | 28519 | 4RV-I6 4X6 INCREASER | | | |
| 6 | EA | 28520 | 4RV-GC 4IN PIPE COLLAR | | | |
| 6 | EA | 28521 | 4RV-I5 4X5 INCREASER | | | |
| 6 | EA | 28522 | 4RV-UAF 4IN FEMALE ADAPT | | | |
| 6 | EA | 28523 | 4RV-UAM 4IN MALE ADAPT | | | |
| 4 | EA | 28598 | 4RV-I7 4X7 INCREASER | | | |
| 6 | EA | 29110 | 4RV-HWT 4IN HIGH WIND TOP | | | |

## 5 Inch B Vent

| | | | | | | |
|---|---|---|---|---|---|---|
| 6 | EA | 28306 | 5RV-WS/B 5IN WALL STRAP | | | |
| 6 | EA | 28473 | 5RV-GVS 5IN FIRESTOP SUPPORT | | | |
| 6 | EA | 28508 | 5RV4-3FY 5X4X3 WYE | | | |
| 6 | EA | 28525 | 5RV3-FY 5X5X3 WYE | | | |
| 6 | EA | 28526 | 5RV-5 5X5FT PIPE | | | |
| 6 | EA | 28527 | 5RV-4 5X4FT PIPE | | | |
| 6 | EA | 28528 | 5RV-3 5X3FT PIPE | | | |
| 6 | EA | 28529 | 5RV-2 5X2FT PIPE | | | |
| 6 | EA | 28530 | 5RV-18 5X18IN PIPE | | | |
| 6 | EA | 28531 | 5RV-12 5X12IN PIPE | | | |
| 6 | EA | 28532 | 5RV4-FY 5X4 WYE | | | |
| 6 | EA | 28533 | 5RV-AJ12 5X12IN ADJ PIPE | | | |
| 6 | EA | 28534 | 5RV-6 5X6IN PIPE | | | |
| 6 | EA | 28535 | 5RV-AF12 5IN STEEP ROOF FLASH | | | |
| 6 | EA | 28536 | 5RV-DH 5IN DH CONN | | | |
| 6 | EA | 28537 | 5RV-AF 5IN ADJ ROOF FLASH | | | |
| 6 | EA | 28538 | 5RV-TF 5IN TALL CONE FLASH | | | |
| 6 | EA | 28539 | 5RV-SC 5IN STORM COLLAR | | | |
| 6 | EA | 28540 | 5RV-RT 5IN CAP | | | |
| 6 | EA | 28541 | 5RV-EL90 5IN 90 DEG ELBOW | | | |
| 6 | EA | 28542 | 5RV-EL45/60 5IN 45/60 DEG ELBOW | | | |
| 6 | EA | 28543 | 5RV-WT 5IN WALL THIMBLE | | | |
| 6 | EA | 28544 | 5RV-TS 5IN TEE | | | |
| 6 | EA | 28545 | 5RV-T3 5X3 REDUCING TEE | | | |
| 6 | EA | 28546 | 5RV-TC 5IN TEE CAP | | | |
| 6 | EA | 28547 | 5RV-I6 5X6 INCREASER | | | |
| 4 | EA | 28549 | 5RV-I8 5X8 INCREASER | | | |
| 6 | EA | 28551 | 5RV-UAF 5IN FEMALE ADAPT | | | |
| 6 | EA | 28552 | 5RV-UAM 5IN MALE ADAPT | | | |
| 4 | EA | 28599 | 5RV-I7 5X7 INCREASER | | | |
| 6 | EA | 28600 | 5RV4-4FY 5X4X4 WYE | | | |
| 6 | EA | 29104 | 5RV-GC 5IN PIPE COLLAR | | | |
| 6 | EA | 29111 | 5RV-HWT 5IN HIGH WIND TOP | | | |

***Continued on the Following Page***

***Continued from the Previous Page***

## 6 Inch B Vent

| STD PKG | U/M | BERCOR NUMBER | DESCRIPTION | PC-1 L/CTN | PC-2 F/CTN | PC-3 10 CTNS |
|---|---|---|---|---|---|---|
| 6 | EA | 28474 | 6RV-GVS 6IN FIRESTOP SUPPORT | | | |
| 6 | EA | 28482 | 6RV-3FY 6X3 WYE | | | |
| 6 | EA | 28548 | 6RV-4FY 6X6X4 WYE | | | |
| 4 | EA | 28553 | 6RV-5 6X5FT PIPE | | | |
| 6 | EA | 28554 | 6RV-4 6X4FT PIPE | | | |
| 6 | EA | 28555 | 6RV-3 6X3FT PIPE | | | |
| 6 | EA | 28556 | 6RV-2 6X2FT PIPE | | | |
| 6 | EA | 28557 | 6RV-18 6X18IN PIPE | | | |
| 6 | EA | 28558 | 6RV-12 6X12IN PIPE | | | |
| 6 | EA | 28559 | 6RV-6 6X6IN PIPE | | | |
| 6 | EA | 28560 | 6RV-AJ12 6X12IN ADJ PIPE | | | |
| 6 | EA | 28561 | 6RV-DH 6IN DH CONN | | | |
| 6 | EA | 28562 | 6RV-AF 6IN ADJ ROOF FLASH | | | |
| 6 | EA | 28563 | 6RV-TF 6IN TALL CONE FLASH | | | |
| 6 | EA | 28564 | 6RV-SC 6IN STORM COLLAR | | | |
| 6 | EA | 28565 | 6RV-RT 6IN CAP | | | |
| 6 | EA | 28566 | 6RV-EL90 6IN 90 DEG ELBOW | | | |
| 6 | EA | 28567 | 6RV-EL45/60 6IN 45/60 DEG ELBOW | | | |
| 6 | EA | 28568 | 6RV-WT 6IN WALL THIMBLE | | | |
| 6 | EA | 28569 | 6RV-TS 6IN TEE | | | |
| 6 | EA | 28571 | 6RV-T4 6X4 TEE | | | |
| 6 | EA | 28572 | 6RV-TC 6IN TEE CAP | | | |
| 4 | EA | 28573 | 6RV-I7 6X7 INCREASER | | | |
| 4 | EA | 28574 | 6RV-I8 6X8 INCREASER | | | |
| 6 | EA | 28575 | 6RV-GC 6IN PIPE COLLAR | | | |
| 6 | EA | 28576 | 6RV-UAF 6IN FEMALE ADAPT | | | |
| 6 | EA | 28577 | 6RV-UAM 6IN MALE ADAPT | | | |
| 6 | EA | 28578 | 6RV-AF12 6IN STEEP ROOF FLASH | | | |
| 4 | EA | 29112 | 6RV-HWT 6IN HIGH WIND TOP | | | |

## 7 Inch B Vent

| | | | | | | |
|---|---|---|---|---|---|---|
| 4 | EA | 28579 | 7RV-5 7X5FT PIPE | | | |
| 4 | EA | 28580 | 7RV-3 7X3FT PIPE | | | |
| 4 | EA | 28581 | 7RV-4 7X4FT PIPE | | | |
| 4 | EA | 28582 | 7RV-AF12 7IN STEEP ROOF FLASH | | | |
| 4 | EA | 28583 | 7RV-18 7X18IN PIPE | | | |
| 4 | EA | 28584 | 7RV-12 7X12IN PIPE | | | |
| 4 | EA | 28585 | 7RV-2 7X24IN PIPE | | | |
| 4 | EA | 28586 | 7RV-AJ 7X12IN ADJ PIPE | | | |
| 4 | EA | 28587 | 7RV-DH 7IN DH CONN | | | |
| 4 | EA | 28588 | 7RV-AF 7IN ADJ ROOF FLASH | | | |
| 4 | EA | 28589 | 7RV-TF 7IN TALL CONE FLASH | | | |
| 4 | EA | 28590 | 7RV-SC 7IN STORM COLLAR | | | |
| 4 | EA | 28591 | 7RV-RT 7IN CAP | | | |
| 4 | EA | 28592 | 7RV-EL90 7IN 90 DEG ELBOW | | | |
| 4 | EA | 28593 | 7RV-EL45 7IN 45 DEG ELBOW | | | |
| 4 | EA | 28595 | 7RV-TS 7IN TEE | | | |
| 4 | EA | 28596 | 7RV-TC 7IN TEE CAP | | | |
| 4 | EA | 29100 | 7RV-UAM 7IN MALE ADAPT | | | |
| 4 | EA | 29101 | 7RV-UAF 7IN FEMALE ADAPT | | | |

***Continued on the Following Page***

***Continued from the Previous Page***

## 8 Inch B Vent

| STD PKG | U/M | BERCOR NUMBER | DESCRIPTION | PC-1 L/CTN | PC-2 F/CTN | PC-3 10 CTNS |
|---|---|---|---|---|---|---|
| 4 | EA | 28303 | 8RV-GVS 8IN SUPPORT ASSEMBLY | | | |
| 4 | EA | 28601 | 8RV-5 8X5FT PIPE | | | |
| 4 | EA | 28602 | 8RV-3 8X3FT PIPE | | | |
| 4 | EA | 28603 | 8RV-18 8X18IN PIPE | | | |
| 4 | EA | 28604 | 8RV-12 8X12IN PIPE | | | |
| 4 | EA | 28605 | 8RV-AJ 8X12IN ADJ PIPE | | | |
| 4 | EA | 28606 | 8RV-DH 8IN DH CONN | | | |
| 4 | EA | 28607 | 8RV-AF 8IN ADJ ROOF FLASH | | | |
| 4 | EA | 28608 | 8RV-TF 8IN TALL CONE FLASH | | | |
| 4 | EA | 28609 | 8RV-SC 8IN STORM COLLAR | | | |
| 4 | EA | 28610 | 8RV-RT 8IN CAP | | | |
| 4 | EA | 28611 | 8RV-EL90 8IN 90 DEG ELBOW | | | |
| 4 | EA | 28612 | 8RV-EL45 8IN 45 DEG ELBOW | | | |
| 6 | EA | 28613 | 8RV-WT 8IN WALL THIMBLE | | | |
| 4 | EA | 28614 | 8RV-TS 8IN TEE | | | |
| 4 | EA | 28615 | 8RV-TC 8IN TEE CAP | | | |
| 1 | EA | 28616 | 8RV-I10QC 8X10 INCREASER | | | |
| 4 | EA | 29102 | 8RV-UAM 8IN MALE ADAPT | | | |
| 4 | EA | 29103 | 8RV-UAF 8IN FEMALE ADAPT | | | |

## 10 Inch B Vent

| | | | | | | |
|---|---|---|---|---|---|---|
| 2 | EA | 28217 | 10R3-S 10X36IN PIPE | | | |
| 2 | EA | 28218 | 10R18-S 10X18IN PIPE | | | |
| 2 | EA | 28251 | 10R18A-S 10IN ADJ PIPE | | | |
| 2 | EA | 28219 | 10RDC-S 10IN DRAFT HOOD CONN | | | |
| 6 | EA | 28220 | 10RF-S 10IN STANDARD FLASH | | | |
| 6 | EA | 28221 | 10RFT-S 10IN TALL CONE FLASH | | | |
| 6 | EA | 28222 | 10RSC-S 10IN STORM COLLAR | | | |
| 2 | EA | 28223 | 10C-S 10IN CAP | | | |
| 2 | EA | 28224 | 10R45-S 10IN 45 DEG ADJ ELBOW | | | |
| 2 | EA | 28225 | 10RT-S 10IN TEE | | | |
| 1 | EA | 28226 | 10RTC-S 10IN TEE CAP | | | |

## 12 Inch B Vent

| | | | | | | |
|---|---|---|---|---|---|---|
| 2 | EA | 28227 | 12R3-S 12X36IN PIPE | | | |
| 2 | EA | 28228 | 12R18-S 12X18IN PIPE | | | |
| 2 | EA | 28252 | 12R18A-S 12IN ADJ PIPE | | | |
| 2 | EA | 28229 | 12RDC-S 12IN DRAFT HOOD CONN | | | |
| 6 | EA | 28230 | 12RF-S 12IN STANDARD FLASH | | | |
| 1 | EA | 28231 | 12RFT-S 12IN TALL CONE FLASH | | | |
| 1 | EA | 28232 | 12RSC-S 12IN STORM COLLAR | | | |
| 1 | EA | 28233 | 12C-S 12IN CAP | | | |
| 1 | EA | 28234 | 12R45-S 12IN 45 DEG ADJ ELBOW | | | |
| 1 | EA | 28235 | 12RT-S 12IN TEE | | | |

## 14 Inch B Vent

| | | | | | | |
|---|---|---|---|---|---|---|
| 1 | EA | 28237 | 14R3-S 14X36IN PIPE | | | |
| 1 | EA | 28238 | 14R18-S 14X18IN PIPE | | | |
| 1 | EA | 28239 | 14F-S 14IN STANDARD FLASH | | | |
| 1 | EA | 28240 | 14FT-S 14IN TALL CONE FLASH | | | |
| 1 | EA | 28241 | 14SC-S 14IN STORM COLLAR | | | |
| 1 | EA | 28242 | 14C-S 14IN CAP | | | |
| 1 | EA | 28243 | 14R45-S 14IN 45 DEG ELBOW | | | |

## 16 Inch B Vent

| | | | | | | |
|---|---|---|---|---|---|---|
| 1 | EA | 28245 | 16R3-S 16X36IN PIPE | | | |
| 1 | EA | 28246 | 16R18-S 16X18IN PIPE | | | |
| 1 | EA | 28247 | 16F-S 16IN STANDARD FLASH | | | |
| 1 | EA | 28248 | 16FT-S 16IN TALL CONE FLASH | | | |
| 1 | EA | 28249 | 16SC-S 16IN STORM COLLAR | | | |
| 1 | EA | 28250 | 16C-S 16IN CAP | | | |

# SELKIRK. Type "B" Oval Gas Vent



Oval Pipe



Flat Oval



Oval Elbow



Oval Tee



Oval to Round Adapter



Installation Kit



Oval Tee Cap



Firestop Spacer

Round and oval gas vent pipe and fittings for residential, commercial, and industrial applications. AmeriVent Type B Gas Vent uses a double wall of metal pipe for insulation and safety.The inner pipe is made of reflecting aluminum and heats quickly, containing the warm flue gases inside. The airspace between the inner and outer pipe insulates against heat loss. The outer pipe is made of corrosion-resistant galvanized steel to ensure strength, safety, and durability.

- Snap together non-positional lock system.
- For use with gas fired appliances such as water heaters, furnaces, stove, etc.
- UL listed.

## 4 Inch Oval Pipe

| STD PKG | U/M | BERCOR NUMBER | DESCRIPTION | PC-1 L/CTN | PC-2 F/CTN | PC-3 10 CTNS |
|---|---|---|---|---|---|---|
| 6 | EA | 24020 | 4OV-12 4IN X 12IN OVAL B VENT PIPE | | | |
| 6 | EA | 24021 | 4OV-18 4IN X 18IN OVAL B VENT PIPE | | | |
| 6 | EA | 24022 | 4OV-36 4IN X 3FT OVAL B VENT PIPE | | | |
| 6 | EA | 24023 | 4OV-48 4IN X 4FT OVAL B VENT PIPE | | | |
| 6 | EA | 24024 | 4OV-60 4IN X 5FT OVAL B VENT PIPE | | | |
| 6 | EA | 24025 | 4OV-45F 4IN 45 DEG OVAL B VENT FLAT ELBOW | | | |
| 6 | EA | 24026 | 4OV-45S 4IN 45 DEG OVAL B VENT STANDARD ELBOW | | | |
| 6 | EA | 24027 | 4OV-TS 4IN OVAL B VENT STANDARD TEE | | | |
| 3 | EA | 24028 | 4OV-TC 4IN OVAL B VENT TEE CAP | | | |
| 6 | EA | 24032 | 4RV-OV4 4IN ROUND TO OVAL B VENT ADAPTER | | | |
| 6 | EA | 24033 | 4OV-RV4 4IN OVAL TO ROUND B VENT ADAPTER | | | |
| 1 | EA | 24034 | 4OV-BW 4IN OVAL B VENT INSTALLATION KIT | | | |

## 5 Inch Oval Pipe

| | | | | | | |
|---|---|---|---|---|---|---|
| 4 | EA | 24050 | 5OV-60 5IN X 5FT OVAL B VENT PIPE | | | |
| 6 | EA | 24052 | 5OV-36 5IN X 3FT OVAL B VENT PIPE | | | |
| 6 | EA | 24054 | 5OV-18 5IN X 18IN OVAL B VENT PIPE | | | |
| 6 | EA | 24055 | 5OV-12 5IN X 12IN OVAL B VENT PIPE | | | |
| 6 | EA | 24058 | 5OV-45F 5IN 45 DEG OVAL B VENT FLAT ELBOW | | | |
| 6 | EA | 24059 | 5OV-45S 5IN 45 DEG OVAL B VENT STANDARD ELBOW | | | |
| 6 | EA | 24060 | 5OV-TS 5IN OVAL B VENT STANDARD TEE | | | |
| 3 | EA | 24065 | 5OV-TC 5IN OVAL B VENT TEE CAP | | | |
| 6 | EA | 24070 | 5RV-OV5 5IN ROUND TO OVAL B VENT ADAPTER | | | |
| 6 | EA | 24071 | 5OV-RV5 5IN OVAL TO ROUND B VENT ADAPTER | | | |
| 6 | PR | 24072 | 5OV-FS 5IN OVAL B VENT FIRESTOP SPACERS | | | |

## 6 Inch Oval Pipe

| | | | | | | |
|---|---|---|---|---|---|---|
| 4 | EA | 24080 | 6OV-36 6IN X 3FT OVAL B VENT PIPE | | | |
| 4 | EA | 24082 | 6OV-18 6IN X 18IN OVAL B VENT PIPE | | | |
| 4 | EA | 24083 | 6OV-12 6IN X 12IN OVAL B VENT PIPE | | | |
| 4 | EA | 24087 | 6OV-45S 6IN 45 DEG OVAL B VENT STANDARD ELBOW | | | |
| 4 | EA | 24088 | 6OV-TS 6IN OVAL B VENT STANDARD TEE | | | |
| 3 | EA | 24093 | 6OV-TC 6IN OVAL B VENT TEE CAP | | | |
| 4 | EA | 24098 | 6RV-OV6 6IN ROUND TO OVAL B VENT ADAPTER | | | |
| 4 | EA | 24099 | 6OV-RV6 6IN OVAL TO ROUND B VENT ADAPTER | | | |
| 4 | PR | 24100 | 6OV-FS 6IN OVAL B VENT FIRESTOP SPACERS | | | |

# SELKIRK PLATINUM SERIES Type "A" All Fuel Chimney



Chimney Pipe



Flashing



Roof Support

- Tested up to 1700°.
- 300 Series stainless steel liner provides corrosion resistance.
- Heavy duty mirror finish 430 exterior.
- Water-tight continuous seam on inner and outer.
- Ideal for coal applications.
- Compatible with all Metalbestos chimney systems.
- UL listed.
- Complies with UL-103 Sixth Edition requirements.

### 6 Inch

| STD PKG | U/M | BERCOR NUMBER | DESCRIPTION | PC-1 L/CTN | PC-2 F/CTN | PC-3 10 CTNS |
|---|---|---|---|---|---|---|
| 2 | EA | 29053 | 6UT-9 6X9IN CHIMNEY PIPE | | | |
| 1 | EA | 29050 | 6UT-36 6X36IN CHIMNEY PIPE | | | |
| 1 | EA | 28702 | 6DSP-CPA 6IN ADAPTER | | | |
| 1 | EA | 29052 | 6T-CT 6IN CAP | | | |
| 1 | EA | 29055 | 6T-FSP 6IN CEIL SUPPORT | | | |
| 4 | EA | 29057 | 6T-AF6 6IN FLASHING | | | |
| 1 | EA | 29058 | 6T-JS 6IN FIRESTOP ASSEMBLY | | | |
| 1 | EA | 29091 | 6T-IWT 6IN INSULATED WALL THIMBLE | | | |
| 4 | EA | 29155 | 5/6T-SC 6IN STORM COLLAR | | | |

### 8 Inch

| | | | | | | |
|---|---|---|---|---|---|---|
| 5 | EA | 29066 | 8UT-9 8X9IN CHIMNEY PIPE | | | |
| 1 | EA | 29063 | 8UT-18 8X18 CHIMNEY PIPE | | | |
| 1 | EA | 29064 | 8UT-36 8X36 CHIMNEY PIPE | | | |
| 1 | EA | 28703 | 8DSP-CPA 8IN ADAPTER | | | |
| 1 | EA | 29065 | 8T-CT 8IN CAP | | | |
| 1 | EA | 29068 | 8T-FSP 8IN CEIL SUPPORT | | | |
| 4 | EA | 29070 | 8T-AF6 8IN FLASHING | | | |
| 4 | EA | 29072 | 8T-WB 8IN WALL BRACKET | | | |
| 1 | EA | 29074 | 8T-IT 8IN TEE W/CAP | | | |
| 4 | EA | 29156 | 7/8T-SC 8IN STORM COLLAR | | | |

### 10 Inch

| | | | | | | |
|---|---|---|---|---|---|---|
| 1 | EA | 29076 | 10UT-36 10X36IN PIPE | | | |
| 1 | EA | 29077 | 10S-CT 10IN CAP | | | |

# METAL-FAB INC. Sure-Grip B-Vent Hanger

MANUFACTURER OF PRODUCTS FOR ENVIRONMENTAL SYSTEMS



- The fastest, easiest way to support B-Vent where it penetrates floors and ceilings.
- No more time consuming cutting, bending, and fitting sheet metal to build vent supports.
- Faster vent installation: merely install the SureGrip plate and slip vent through from the bottom to the desired position.
- Available for 3" through 8" diameter B-Vent and 2" plastic pipe.
- 3" through 6" fits popular B-Vent brands.

| STD PKG | U/M | BERCOR NUMBER | DESCRIPTION | PC-1 L/CTN | PC-2 F/CTN |
|---|---|---|---|---|---|
| 24 | EA | 23750 | 3MVSP 3IN VENT-FAST HANGER | | |
| 12 | EA | 23751 | 4MVSP 4IN VENT-FAST HANGER | | |
| 24 | EA | 23752 | 5MVSP 5IN VENT-FAST HANGER | | |
| 24 | EA | 23753 | 6MVSP 6IN VENT-FAST HANGER | | |

# Roof Penetration Products



**The neoprene Retrofit Roof Penetration Seal** offers quick and easy installation, eliminating roof leaks at pipes and other roof penetrations without disconnecting the penetration. However, the Retrofit still allows for movement between the penetration and roof, while maintaining a perfect seal. The perfect seal is achieved with an integral tongue and groove, plus an overlapping flap, and is mechanically fastened with stainless steel hardware.

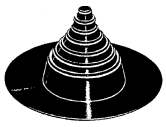

**The Pipe Boot** is an economical flashing designed for single pipe penetrations on single ply rubber roofs. The Pipe Boot's conically shaped steps will securely seal all pipes and its large double thick molded rib, at the top of each step, offers a supreme tear resistance and reinforcement as well as a cutting guide.

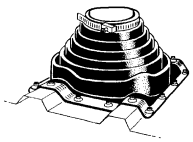

**The Deck-Mate Pipe Seal** is designed to work in conjunction with any configuration of corrugated deck. The Deck-Mate is engineered so that the aluminum, flanged base bends to any contour, deck irregularities, or roof pitches. The Deck-Mate seals watertight to the roof panel with silicone sealant and standard roofing fasteners.



**Galvanized Roof (Shingle) Flashings** are designed to effectively seal round pipe penetrations, from 2" to 4", penetrating shingle roofing systems at up to 40° slopes. The seal is an elastomeric collar integrally locked into a rigid base that remains flat on the roof. Galvanized flashing base with elastomeric collar.

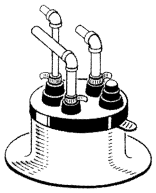

C212

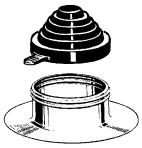

C126

**The Alumi-Flash** Works with all hot applied roof systems and makes pitch pans obsolete. Due to the flexibility of the EPDM rubber caps, roof leaks are eliminated because penetrations are allowed to expand, contract, and vibrate independent of the vapor barrier. Available in C212 and C126 with rubber caps. C212 is multiple penetration and the C126 is single penetration.



**Small Round Adapters** are solid 1"thick rubber which can be installed in any 2" actual diameter flexible flashing to allow the use of smaller pipe sizes. Small Round Adapter 13010 is for 3/8" OD line. Perfect for use with air conditioning and refrigeration linesets through Portals Plus C212 Alumi-Flash.

| STD PKG | U/M | BERCOR NUMBER | DESCRIPTION | PC-1 L/CTN | PC-2 F/CTN |
|---|---|---|---|---|---|
| 5 | EA | 57410 | R004 1"-3" NEOPRENE RETROFT FLSH W/ACCESS | | |
| 10 | EA | 57420 | B005 1"-6" NEOPRENE PIPE BOOT W/CLAMP | | |
| 15 | EA | 57450 | T003 1/4"-4" DM3 DECKMATE W/CLAMP | | |
| 10 | EA | 57451 | T005 4"-7" DM5 DECKMATE W/CLAMP | | |
| 12 | EA | 57405 | 85019 2IN GALV ROOF FLASHING | | |
| 12 | EA | 57406 | 85029 3IN GALV ROOF FLASHING | | |
| 12 | EA | 57407 | 85039 4IN GALV ROOF FLASHING | | |
| 5 | EA | 57401 | C126 ALUMIFLASH W/CLAMP | | |
| 5 | EA | 57400 | C212 ALUMIFLASH W/CLAMPS | | |
| 1 | EA | 57452 | 13010 3/8 OD LIQUID LINE SM RD ADPT F/ALUMI FLASH | | |

# 1090 Weather Cap



A low cost weathercap for round stack is designed to protect combustion flues from the elements. Designed for protective purposes only; does not incorporate any anti-down draft features. Design features such as one piece spun caps eliminate leak possibilities. Larger sizes available upon request.

| Collar Dia. (In.) | Collar Height (In.) | Overall Width (In.) | Overall Height (In.) | STD PKG | U/M | BERCOR NUMBER | DESCRIPTION | PC-1 L/CTN | PC-2 F/CTN |
|---|---|---|---|---|---|---|---|---|---|
| 4 | 3 | 8 | 5 | 12 | EA | 23101 | 1090 4IN GALV WEATHER CAP | | |
| 5 | 3 | 9-3/4 | 5-1/2 | 12 | EA | 23102 | 1090 5IN GALV WEATHER CAP | | |
| 6 | 3 | 9-3/4 | 6 | 12 | EA | 23103 | 1090 6IN GALV WEATHER CAP | | |
| 7 | 3 | 11-1/4 | 6-1/8 | 12 | EA | 23104 | 1090 7IN GALV WEATHER CAP | | |
| 8 | 3 | 12-7/8 | 7 | 12 | EA | 23105 | 1090 8IN GALV WEATHER CAP | | |
| 10 | 3 | 16 | 8 | 6 | EA | 23107 | 1090 10IN GALV WEATHER CAP | | |
| 12 | 4 | 19-1/4 | 10-3/4 | 6 | EA | 23108 | 1090 12IN GALV WEATHER CAP | | |
| 14 | 4 | 23 | 12 | 6 | EA | 23109 | 1090 14IN GALV WEATHER CAP | | |

# Versa-Cap Chimney Caps



- Wide range adjustable collar
- No down draft—ends pilot light problems.
- Positive draft action
- Clean modern design
- Corrosion resistant aluminum
- Bird proof
- Baffles stop rain and snow
- Reduces your cap inventory by 70%
- Aluminum models U.L. listed for Type B double wall gas vents

| Opening (In.) | STD PKG | U/M | BERCOR NUMBER | DESCRIPTION | PC-1 L/CTN | PC-2 F/CTN |
|---|---|---|---|---|---|---|
| 3–5 | 12 | EA | 22570 | 6-3050 VERSACAP CHIMNEY CAP | | |
| 5–7 | 12 | EA | 22571 | 6-5070 VERSACAP CHIMNEY CAP | | |
| 7–9 | 12 | EA | 22573 | 6-7090 VERSACAP CHIMNEY CAP | | |
| 9–11 | 6 | EA | 22574 | 6-9011 VERSACAP CHIMNEY CAP | | |

# 1092 ZIPP-Air Galvanized Gravity Ventilator



ZIPP-Air ventilators for round stack are an optimum air control device. Has engineered-in anti-down draft features. They can also be used for down draft control and positive control of products combustion in flue exhaust systems. The aspirating action of ZIPP-Air ventilators improves the discharge flow of contaminated air or gases. Assures positive flow regardless of wind direction. Larger sizes available upon request.

| Collar Dia. (In.) | Collar Height (In.) | Overall Height (In.) | Overall Width (In.) | STD PKG | U/M | BERCOR NUMBER | DESCRIPTION | PC-1 L/CTN |
|---|---|---|---|---|---|---|---|---|
| 4 | 2 | 6 | 8-1/4 | 1 | EA | 22591 | 1092 4IN ZIPPAIR VENT | |
| 5 | 2 | 7 | 8-1/4 | 1 | EA | 22592 | 1092 5IN ZIPPAIR VENT | |
| 6 | 2 | 8 | 8-1/2 | 1 | EA | 22593 | 1092 6IN ZIPPAIR VENT | |
| 7 | 2 | 10 | 11-1/2 | 1 | EA | 22594 | 1092 7IN ZIPPAIR VENT | |
| 8 | 2 | 11-1/8 | 12-3/4 | 1 | EA | 22595 | 1092 8IN ZIPPAIR VENT | |
| 10 | 3 | 14-3/4 | 16-1/4 | 1 | EA | 22597 | 1092 10IN ZIPPAIR VENT | |
| 12 | 3 | 19 | 19 | 1 | EA | 22598 | 1092 12IN ZIPPAIR VENT | |

# 1095 Stationary Ventilator



Band type ventilators for round stack are low cost units that aid in the acceleration of exhaust from structures. Band design plus an internal storm band provides full weather protection. An ideal unit for exhausting fumes from industrial plants and agricultural buildings, where the possibility of down drafts is not an important factor. Larger sizes available upon request.

| Collar Dia. (In.) | Overall Height (In.) | Overall Width (In.) | STD PKG | U/M | BERCOR NUMBER | DESCRIPTION | PC-1 L/CTN |
|---|---|---|---|---|---|---|---|
| 6 | 8 | 10 | 1 | EA | 22939 | 1095 6IN GALV STATIONARY VENT | |
| 10 | 10-3/4 | 17 | 1 | EA | 22941 | 1095 10IN GALV STATIONARY VENT | |

# DuraVent FasNSeal™ AL29-4C Stainless Steel Venting



Protech's FasNSeal venting system delivers a quick and easy installation with an instant, firm, and positive seal. FasNSeal combines the FasNSeal™ fastening method with an innovative, built-in sealing system. There is no need to clean vent surfaces before applying sealants and no need for curing time. The heating unit can be started as soon as the installation is complete.

- A welded butt seam is smooth inside and out, is vapor and water tight, and avoids application of sealants in the field.
- Built-in sealing system assures vapor and water tightness without field modifications and avoids condensate "puddling" in the joints.
- Built-in fastening system makes installation quick and easy.
- Can be used with Allied Commercial LF24 Compact Unit Heaters found in the Unit Heaters section of Group 8 of this catalog.

**For a typical horizontal vent job order:**

1 - Boiler Adapter (Choose adapter based on job requirements.)
2 - #28006 90° Elbow
1 - #28018 Wall Thimble
1 - #28009 Terminal Tee
1 - #28008 Horizontal Drain Tee
2 - #28017 Adjustable Adapter
4 - #28003 24" Pipe
4 - #28004 36" Pipe

### 3 Inch Pipe

| STD PKG | U/M | BERCOR NUMBER | DESCRIPTION | PC-1 L/CTN | PC-2 F/CTN |
|---|---|---|---|---|---|
| 8 | EA | 28000 | 810003091 3IN X 6IN STAINLESS STEEL PIPE | | |
| 8 | EA | 28001 | 810003092 3IN X 12IN STAINLESS STEEL PIPE | | |
| 8 | EA | 28002 | 810003093 3IN X 18IN STAINLESS STEEL PIPE | | |
| 8 | EA | 28003 | 810003094 3IN X24IN STAINLESS STEEL PIPE | | |
| 4 | EA | 28004 | 810003095 3IN X 36IN STAINLESS STEEL PIPE | | |

### 3 Inch Fittings

| | | | | | |
|---|---|---|---|---|---|
| 10 | EA | 28005 | 810003108 3IN 45 DEG ELBOW | | |
| 10 | EA | 28006 | 810003106 3IN 90 DEG ELBOW | | |
| 8 | EA | 28007 | 810003120 3IN BIRD SCREEN | | |
| 10 | EA | 28008 | 810003119 3IN HORIZ DRAIN TEE | | |
| 8 | EA | 28009 | 810003121 3IN TERM TEE | | |
| 6 | EA | 28012 | 810004072 3IN WEIL CGI STARTER | | |
| 6 | EA | 28016 | 810004071 3IN FSA WEIL GV STARTER TEE | | |
| 8 | EA | 28017 | 810003097 3IN X 18IN ADJ ADAPTER | | |
| 2 | EA | 28018 | 810003124 3IN WALL THIMBLE | | |
| 10 | EA | 28019 | 810003131 3IN RAIN CAP | | |
| 8 | EA | 28021 | 300359 3IN BUDERUS ADAPTER | | |
| 8 | EA | 28039 | 810003122 3IN TERMINATION BOX | | |
| 8 | EA | 28041 | 810003136 3X4 TAPERED INCREASER | | |
| 8 | EA | 28044 | 810003966 3IN NORITZ/BUDERUS ADAPTER | | |

### 4 Inch Pipe

| | | | | | |
|---|---|---|---|---|---|
| 8 | EA | 28025 | 810003142 4IN X 6IN STAINLESS STEEL PIPE | | |
| 8 | EA | 28026 | 810003143 4IN X 12IN STAINLESS STEEL PIPE | | |
| 8 | EA | 28027 | 810003144 4IN X 18IN STAINLESS STEEL PIPE | | |
| 8 | EA | 28028 | 810003145 4IN X24IN STAINLESS STEEL PIPE | | |
| 4 | EA | 28029 | 810003146 4IN X 36IN STAINLESS STEEL PIPE | | |

### 4 Inch Fittings

| | | | | | |
|---|---|---|---|---|---|
| 10 | EA | 28030 | 810003159 4IN 45 DEG ELBOW | | |
| 10 | EA | 28031 | 810003157 4IN 90 DEG ELBOW | | |
| 8 | EA | 28032 | 810003174 4IN BIRD SCREEN | | |
| 10 | EA | 28033 | 810003173 4IN HORIZ DRAIN TEE | | |
| 8 | EA | 28034 | 810003148 4IN X 18IN ADJ ADAPTER | | |
| 2 | EA | 28035 | 810003178 4IN WALL THIMBLE | | |
| 10 | EA | 28036 | 810003175 4IN TERM TEE | | |
| 6 | EA | 28037 | 810003185 4IN RAIN CAP | | |
| 8 | EA | 28038 | 810003970 4IN BUDERUS ADAPTER | | |
| 8 | EA | 28042 | 810003176 4IN TERMINATION BOX | | |

NOTE: Do not use any other AL29-4C product with the FasNSeal venting.

# Streamline® Tube • Fittings • Valves Copper Tube



Copper is the leading choice of plumbing, heating, and cooling contractors for many types of residential and commercial installations. This is because copper is economical, lightweight, formable, easy to join, safe, dependable, long-lasting, and 100% recyclable.

| Application | Use Copper Tube Type |
|---|---|
| Underground water services | M and L |
| Water distribution systems | M |
| Chilled water mains | M |
| Radiant panel and hydronic heating | M and L |
| Water heating and low pressure steam | M |

| Application | Use Copper Tube Type |
|---|---|
| Condensate return lines | L |
| Fuel oil, LP and nat gas | L or ACR |
| Fire sprinkler systems | M and L |
| Ground source heat pump | L or ACR |
| Air conditioning and refrigeration systems | L or ACR |

## ACR L-Tube 10 Ft.

**(10 Ft. copper tube can be combined for quantity pricing. Prices available on request.)**

| STD PKG | U/M | BERCOR NUMBER | DESCRIPTION |
|---|---|---|---|
| 250 | FT | 54520 | 1/4 NOM 3/8 OD 10FT ACR TUBE |
| 250 | FT | 54521 | 3/8 NOM 1/2 OD 10FT ACR TUBE |
| 250 | FT | 54522 | 1/2 NOM 5/8 OD 10FT ACR TUBE |
| 100 | FT | 54523 | 5/8 NOM 3/4 OD 10FT ACR TUBE |
| 100 | FT | 54524 | 3/4 NOM 7/8 OD 10FT ACR TUBE |
| 50 | FT | 54525 | 1 NOM 1 1/8 OD 10FT ACR TUBE |
| 50 | FT | 54526 | 1 1/4 NOM 1 3/8 OD 10FT ACR TUBE |
| 50 | FT | 54527 | 1 1/2 NOM 1 5/8 OD 10FT ACR TUBE |
| 10 | FT | 54528 | 2 NOM 2 1/8 OD 10FT ACR TUBE |

## ACR L-Tube 20 Ft.

**(20 Ft. copper tube can be combined for quantity pricing. Prices available on request)**

| | | | |
|---|---|---|---|
| 500 | FT | 54099 | 1/4 NOM 3/8 OD ACR TUBE |
| 500 | FT | 54100 | 3/8 NOM 1/2 OD ACR TUBE |
| 500 | FT | 54101 | 1/2 NOM 5/8 OD ACR TUBE |
| 200 | FT | 54102 | 5/8 NOM 3/4 OD ACR TUBE |
| 200 | FT | 54103 | 3/4 NOM 7/8 OD ACR TUBE |
| 100 | FT | 54104 | 1 NOM 1 1/8 OD ACR TUBE |
| 100 | FT | 54105 | 1 1/4 NOM 1 3/8 OD ACR TUBE |
| 100 | FT | 54106 | 1 1/2 NOM 1 5/8 OD ACR TUBE |
| 60 | FT | 54107 | 2 NOM 2 1/8 OD ACR TUBE |

## L-Tube (Hard) 10 Ft.

**(10 Ft. copper tube can be combined for quantity pricing. Prices available on request)**

| | | | |
|---|---|---|---|
| 250 | FT | 54511 | 1/2 NOM 5/8 OD 10FT L TUBE |
| 100 | FT | 54512 | 3/4 NOM 7/8 OD 10FT L TUBE |
| 50 | FT | 54513 | 1 NOM 1 1/8 OD 10FT L TUBE |
| 50 | FT | 54514 | 1 1/4 NOM 1 3/8 OD 10FT L TUBE |
| 50 | FT | 54515 | 1 1/2 NOM 1 5/8 OD 10FT L TUBE |

## L-Tube (Hard) 20 Ft.

**(20 Ft. copper tube can be combined for quantity pricing. Prices available on request)**

| | | | |
|---|---|---|---|
| 500 | FT | 54111 | 1/2 NOM 5/8 OD L TUBE |
| 200 | FT | 54112 | 3/4 NOM 7/8 OD L TUBE |
| 100 | FT | 54113 | 1 NOM 1 1/8 OD L TUBE |
| 100 | FT | 54114 | 1 1/4 NOM 1 3/8 OD L TUBE |
| 100 | FT | 54115 | 1 1/2 NOM 1 5/8 OD L TUBE |

## M-Tube (Hard) 10 Ft.

**(10 Ft. copper tube can be combined for quantity pricing. Prices available on request)**

| | | | |
|---|---|---|---|
| 250 | FT | 54125 | 1/2 NOM 5/8 OD 10FT M TUBE |
| 100 | FT | 54126 | 3/4 NOM 7/8 OD 10FT M TUBE |
| 50 | FT | 54127 | 1 NOM 1 1/8 OD 10FT M TUBE |
| 50 | FT | 54128 | 1 1/4 NOM 1 3/8 OD 10FT M TUBE |
| 50 | FT | 54129 | 1 1/2 NOM 1 5/8 OD 10FT M TUBE |
| 10 | FT | 54130 | 2 NOM 2 1/8 OD 10 FT M TUBE |

***Continued on the Following Page***

***Continued from the Previous Page***

## M-Tube (Hard) 20 Ft.

**(20 Ft. copper tube can be combined for quantity pricing. Prices available on request)**

| STD PKG | U/M | BERCOR NUMBER | DESCRIPTION |
|---|---|---|---|
| 500 | FT | 54132 | 1/2 NOM 5/8 OD M TUBE |
| 200 | FT | 54133 | 3/4 NOM 7/8 OD M TUBE |
| 100 | FT | 54134 | 1 NOM 1 1/8 OD M TUBE |
| 100 | FT | 54135 | 1 1/4 NOM 1 3/8 OD M TUBE |
| 100 | FT | 54136 | 1 1/2 NOM 1 5/8 OD M TUBE |
| 60 | FT | 54137 | 2 NOM 2 1/8 OD M TUBE |

## L-Refrigeration Tube, 50/100 Ft. Coils

**(50 & 100 Ft. copper tube can be combined for quantity pricing. )**

| | | | |
|---|---|---|---|
| 10 | EA | 54065 | 5/16 OD 50 FT REF TUBE COIL |
| 10 | EA | 54066 | 1/4 OD 50 FT REF TUBE COIL |
| 10 | EA | 54067 | 3/8 OD 50 FT REF TUBE COIL |
| 5 | EA | 54068 | 1/2 OD 50 FT REF TUBE COIL |
| 5 | EA | 54069 | 5/8 OD 50 FT REF TUBE COIL |
| 3 | EA | 54070 | 3/4 OD 50 FT REF TUBE COIL |
| 3 | EA | 54071 | 7/8 OD 50 FT REF TUBE COIL |
| 10 | EA | 54072 | 3/16 OD 50 FT REF TUBE COIL |
| 1 | EA | 54073 | 1 1/8 OD 50 FT REF TUBE COIL |
| 1 | EA | 54075 | 3/16 OD 100 FT REF TUBE COIL |

Streamline® Tube • Fittings • Valves

## Perforated Copper Tube Strap

### 25 Ft. Roll



**Prices Available on Request**

| STD PKG | U/M | BERCOR NUMBER | DESCRIPTION |
|---|---|---|---|
| 10 | EA | 54002 | WS-1101 25 FT ROLL PERFORATED COPPER TUBE STRAP |

# Streamline® Copper Sweat Fittings

Tube • Fittings • Valves

## Elbows: WE500, WE500R, WE500L

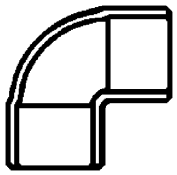

WE500

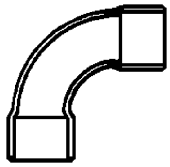

WE500L

### WE500 Copper to Copper, 90° Short Radius Elbows (Bagged)

| Nominal Size | STD PKG | U/M | BERCOR NUMBER | DESCRIPTION | PC-1 EACH |
|---|---|---|---|---|---|
| 3/4 | 25 | EA | 54308 | WE500 3/4 NOM 7/8 OD S/R 90 DEG ELBOW BAG = 25 EA | |

### WE500 Copper to Copper, 90° Short Radius Elbows

| Nominal Size | STD PKG | U/M | BERCOR NUMBER | DESCRIPTION | PC-1 L/CTN | PC-2 F/CTN | PC-3 10 CTNS |
|---|---|---|---|---|---|---|---|
| 1/4 | 50 | EA | 54297 | WE500 3/8 OD S/R 90 DEG ELBOW | | | |
| 3/8 | 50 | EA | 54298 | WE500 1/2 OD S/R 90 DEG ELBOW | | | |
| 1/2 | 100 | EA | 54299 | WE500 5/8 OD S/R 90 DEG ELBOW | | | |
| 5/8 | 50 | EA | 54300 | WE500 3/4 OD S/R 90 DEG ELBOW | | | |
| 3/4 | 50 | EA | 54301 | WE500 7/8 OD S/R 90 DEG ELBOW | | | |
| 1 | 25 | EA | 54302 | WE500 1 1/8 OD S/R 90 DEG ELBOW | | | |
| 1-1/4 | 25 | EA | 54303 | WE500 1 3/8 OD S/R 90 DEG ELBOW | | | |
| 1-1/2 | 10 | EA | 54304 | WE500 1 5/8 OD S/R 90 DEG ELBOW | | | |
| 2 | 10 | EA | 54305 | WE500 2 1/8 OD S/R 90 DEG ELBOW | | | |
| 2-1/2 | 5 | EA | 54306 | WE500 2 5/8 OD S/R 90 DEG ELBOW | | | |
| 3 | 5 | EA | 54310 | WE500 3 1/8OD S/R 90 DEG ELBOW | | | |

### WE500R Copper to Copper, 90° Short Radius Reducing Elbows

| | | | | | | | |
|---|---|---|---|---|---|---|---|
| 3/8 x 1/4 | 50 | EA | 54269 | WE500R 1/2X3/8 S/R 90 DEG ELBOW | | | |
| 1/2 x 3/8 | 50 | EA | 54294 | WE500R 5/8X1/2 OD S/R 90 DEG ELBOW | | | |
| 3/4 x 1/2 | 10 | EA | 54271 | WE500R 7/8X5/8 OD S/R 90 DEG ELBOW | | | |
| 3/4 x 5/8 | 50 | EA | 54270 | WE500R 7/8X3/4 S/R 90 DEG ELBOW | | | |
| 1 x 3/4 | 25 | EA | 54272 | WE500R 1 1/8X7/8 OD S/R 90 DEG ELBOW | | | |

### WE500L Copper to Copper, 90° Long Radius Elbows

| | | | | | | | |
|---|---|---|---|---|---|---|---|
| 1/8 | 50 | EA | 54235 | WE500L 1/4 OD L/R 90 DEG ELBOW | | | |
| 1/4 | 50 | EA | 54236 | WE500L 3/8 OD L/R 90 DEG ELBOW | | | |
| 3/16 | 50 | EA | 54507 | WE500L 5/16 OD L/R 90 DEG ELBOW | | | |
| 3/8 | 50 | EA | 54237 | WE500L 1/2 OD L/R 90 DEG ELBOW | | | |
| 1/2 | 50 | EA | 54238 | WE500L 5/8 OD L/R 90 DEG ELBOW | | | |
| 5/8 | 50 | EA | 54239 | WE500L 3/4 OD L/R 90 DEG ELBOW | | | |
| 3/4 | 25 | EA | 54240 | WE500L 7/8 OD L/R 90 DEG ELBOW | | | |
| 1 | 10 | EA | 54241 | WE500L 1 1/8 OD L/R 90 DEG ELBOW | | | |
| 1-1/4 | 10 | EA | 54242 | WE500L 1 3/8 OD L/R 90 DEG ELBOW | | | |
| 1-1/2 | 5 | EA | 54243 | WE500L 1 5/8OD L/R 90 DEG EL | | | |
| 2 | 5 | EA | 54244 | WE500L 2 1/8OD L/R 90 DEG EL | | | |

# Streamline® Tube • Fittings • Valves Copper Sweat Fittings

## Elbows: WE503, WE503L, WE504, WE505

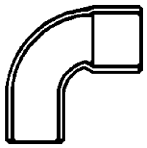

WE503

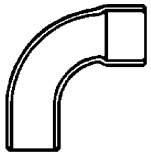

WE503L



WE504

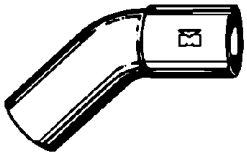

WE505

### WE503 Fitting to Copper, 90° Short Radius Street Elbows (Bagged)

| STD PKG | U/M | BERCOR NUMBER | DESCRIPTION | PC-1 EACH |
|---|---|---|---|---|
| 25 | EA | 54324 | WE503 7/8 OD S/R 90 DEG ST ELBOW | |

### WE503 Fitting to Copper, 90° Short Radius Street Elbows

| Nominal Size | STD PKG | U/M | BERCOR NUMBER | DESCRIPTION | PC-1 L/CTN | PC-2 F/CTN | PC-3 10 CTNS |
|---|---|---|---|---|---|---|---|
| 1/4 | 50 | EA | 54313 | WE503 3/8 OD S/R 90 DEG ST ELBOW | | | |
| 3/8 | 50 | EA | 54315 | WE503 1/2 OD S/R 90 DEG ST ELBOW | | | |
| 1/2 | 50 | EA | 54316 | WE503 5/8 OD S/R 90 DEG ST ELBOW | | | |
| 5/8 | 25 | EA | 54314 | WE503 3/4 OD S/R 90 DEG ST ELBOW | | | |
| 3/4 | 25 | EA | 54317 | WE503 3/4 NOM 7/8 OD S/R 90 DEG ST | | | |
| 1 | 25 | EA | 54318 | WE503 1 1/8 OD S/R 90 DEG ST ELBOW | | | |
| 1-1/4 | 25 | EA | 54319 | WE503 1 3/8 OD S/R 90 DEG ST ELBOW | | | |
| 1-1/2 | 10 | EA | 54320 | WE503 1 5/8 OD S/R 90 DEG ST ELBOW | | | |
| 2 | 10 | EA | 54321 | WE503 2 1/8 OD S/R 90 DEG ST ELBOW | | | |

### WE503L Fitting to Copper, 90° Long Radius Street Elbows

| | | | | | | | |
|---|---|---|---|---|---|---|---|
| 1/4 | 50 | EA | 54281 | WE503L 3/8 OD L/R 90 DEG ST ELBOW | | | |
| 3/8 | 50 | EA | 54282 | WE503L 1/2 OD L/R 90 DEG ST ELBOW | | | |
| 1/2 | 50 | EA | 54283 | WE503L 5/8 OD L/R 90 DEG ST ELBOW | | | |
| 5/8 | 25 | EA | 54284 | WE503L 3/4 OD L/R 90 DEG ST ELBOW | | | |
| 3/4 | 25 | EA | 54285 | WE503L 7/8 OD L/R 90 DEG ST ELBOW | | | |
| 1 | 10 | EA | 54286 | WE503L 1 1/8 OD L/R 90 DEG ST ELBOW | | | |
| 1-1/4 | 10 | EA | 54287 | WE503L 1 3/8 OD L/R 90 DEG ST ELBOW | | | |
| 1-1/2 | 5 | EA | 54288 | WE503L 1 5/8 OD L/R 90 DEG ST ELBOW | | | |
| 2 | 5 | EA | 54289 | WE503L 2 1/8 OD L/R 90 DEG ST ELBOW | | | |

### WE504 Copper to Copper, 45° Elbows

| | | | | | | | |
|---|---|---|---|---|---|---|---|
| 1/8 | 50 | EA | 54252 | WE504 1/4 OD 45 DEG ELBOW | | | |
| 1/4 | 50 | EA | 54254 | WE504 3/8 OD 45 DEG ELBOW | | | |
| 3/8 | 50 | EA | 54255 | WE504 1/2 OD 45 DEG ELBOW | | | |
| 1/2 | 50 | EA | 54256 | WE504 5/8 OD 45 DEG ELBOW | | | |
| 5/8 | 50 | EA | 54257 | WE504 3/4 OD 45 DEG ELBOW | | | |
| 3/4 | 25 | EA | 54258 | WE504 7/8 OD 45 DEG ELBOW | | | |
| 1 | 25 | EA | 54259 | WE504 1 1/8 OD 45 DEG ELBOW | | | |
| 1-1/4 | 10 | EA | 54260 | WE504 1 3/8 OD 45 DEG ELBOW | | | |
| 1-1/2 | 10 | EA | 54261 | WE504 1 5/8 OD 45 DEG ELBOW | | | |
| 2 | 10 | EA | 54262 | WE504 2 1/8 OD 45 DEG ELBOW | | | |

### WE505 Fitting to Copper, 45° Street Elbows

| | | | | | | | |
|---|---|---|---|---|---|---|---|
| 1/4 | 100 | EA | 54225 | WE505 3/8 OD 45 DEG ST ELBOW | | | |
| 3/8 | 100 | EA | 54226 | WE505 1/2 OD 45 DEG ST ELBOW | | | |
| 1/2 | 25 | EA | 54227 | WE505 5/8 OD 45 DEG ST ELBOW | | | |
| 5/8 | 50 | EA | 54228 | WE505 3/4 OD 45 DEG ST ELBOW | | | |
| 3/4 | 25 | EA | 54229 | WE505 7/8 OD 45 DEG ST ELBOW | | | |
| 1 | 25 | EA | 54230 | WE505 1 1/8 OD 45 DEG ST ELBOW | | | |
| 1-1/4 | 10 | EA | 54231 | WE505 1 3/8 OD 45 DEG ST ELBOW | | | |
| 1-1/2 | 10 | EA | 54232 | WE505 1 5/8 OD 45 DEG ST ELBOW | | | |
| 2 | 5 | EA | 54233 | WE505 2 1/8 OD 45 DEG ST ELBOW | | | |
| 2-1/2 | 2 | EA | 54234 | WE505 2 5/8 OD 45 DEG ST ELBOW | | | |

# Streamline® Copper Sweat Fittings

Tube • Fittings • Valves

## Tees: WT600 and WT600R



WT600

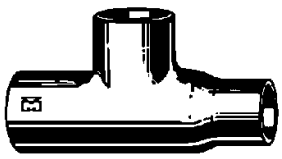

WT600R

### WT600 Copper to Copper to Copper Tees

| Nominal Size | STD PKG | U/M | BERCOR NUMBER | DESCRIPTION | PC-1 L/CTN | PC-2 F/CTN | PC-3 10 CTNS |
|---|---|---|---|---|---|---|---|
| 1/8 | 100 | EA | 54328 | WT600 1/4 OD TEE | | | |
| 3/16 | 50 | EA | 54326 | WT600 5/16 OD TEE | | | |
| 1/4 | 50 | EA | 54329 | WT600 3/8 OD TEE | | | |
| 3/8 | 50 | EA | 54330 | WT600 1/2 OD TEE | | | |
| 1/2 | 50 | EA | 54331 | WT600 5/8 OD TEE | | | |
| 5/8 | 25 | EA | 54332 | WT600 3/4 OD TEE | | | |
| 3/4 | 25 | EA | 54334 | WT600 7/8 OD TEE | | | |
| 1 | 10 | EA | 54335 | WT600 1 1/8 OD TEE | | | |
| 1-1/4 | 5 | EA | 54336 | WT600 1 3/8 OD TEE | | | |
| 1-1/2 | 5 | EA | 54337 | WT600 1 5/8 OD TEE | | | |
| 2 | 5 | EA | 54338 | WT600 2 1/8 OD TEE | | | |

### WT600R Copper to Copper to Copper Reducing Tees

| | | | | | | | |
|---|---|---|---|---|---|---|---|
| 1/4 x 1/4 x 3/8 | 50 | EA | 54340 | WT600R 3/8X3/8X1/2 OD TEE | | | |
| 3/8 x 3/8 x 1/8 | 50 | EA | 54360 | WT600R 1/2X1/2X1/4 OD TEE | | | |
| 3/8 x 3/8 x 1/4 | 50 | EA | 54342 | WT600R 1/2X1/2X3/8 OD TEE | | | |
| 1/2 x 1/4 x 1/4 | 50 | EA | 54343 | WT600R 5/8X3/8X3/8 OD TEE | | | |
| 1/2 x 1/2 x 1/4 | 50 | EA | 54345 | WT600R 5/8X5/8X3/8 OD TEE | | | |
| 1/2 x 1/2 x 3/8 | 50 | EA | 54344 | WT600R 5/8X5/8X1/2 OD TEE | | | |
| 5/8 x 1/2 x 1/2 | 25 | EA | 54333 | WT600R 3/4X5/8X5/8 OD TEE | | | |
| 5/8 x 5/8 x 3/8 | 25 | EA | 54346 | WT600R 3/4X3/4X1/2 OD TEE | | | |
| 3/4 x 1/2 x 1/2 | 25 | EA | 54348 | WT600R 7/8X5/8X5/8 OD TEE | | | |
| 3/4 x 3/4 x 1/2 | 25 | EA | 54349 | WT600R 7/8X7/8X5/8 OD TEE | | | |
| 3/4 x 3/4 x 1 | 10 | EA | 54350 | WT600R 7/8X7/8X1 1/8 OD TEE | | | |
| 1 x 3/4 x 3/4 | 10 | EA | 54351 | WT600R 1 1/8X7/8X7/8 OD TEE | | | |
| 1 x 3/4 x 1 | 10 | EA | 54365 | WT600R 1 1/8X7/8X1 1/8 OD TEE | | | |
| 1 x 1 x 1/2 | 10 | EA | 54352 | WT600R 1 1/8X1 1/8X5/8 OD TEE | | | |
| 1 x 1 x 5/8 | 10 | EA | 54362 | WT600R 1 1/8X1 1/8X3/4 OD TEE | | | |
| 1 x 1 x 3/4 | 10 | EA | 54353 | WT600R 1 1/8X1 1/8X7/8 OD TEE | | | |
| 1-1/4 x 3/4 x 3/4 | 5 | EA | 54354 | WT600R 1 3/8X7/8X7/8 OD TEE | | | |
| 1-1/4 x 1 x 3/4 | 5 | EA | 54355 | WT600R 1 3/8X1 1/8X7/8 OD TEE | | | |
| 1-1/4 x 1 x 1 | 5 | EA | 54356 | WT600R 1 3/8X1 1/8X1 1/8 OD TEE | | | |
| 1-1/4 x 1-1/4 x 1/2 | 5 | EA | 54357 | WT600R 1 3/8X1 3/8X5/8 OD TEE | | | |
| 1-1/4 x 1-1/4 x 3/4 | 5 | EA | 54358 | WT600R 1 3/8X1 3/8X7/8 OD TEE | | | |
| 1-1/4 x 1-1/4 x 1 | 5 | EA | 54359 | WT600R 1 3/8X1 3/8X1 1/8 OD TEE | | | |
| 1-1/2 x 1-1/2 x 3/4 | 5 | EA | 54361 | WT600R 1 5/8X1 5/8X7/8 OD TEE | | | |

# Streamline® Copper Sweat Fittings

Tube • Fittings • Valves

## Tees: T301 and T302



T301

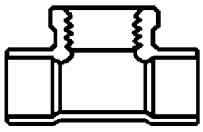

T302R

### T301 Copper to Copper FPT to Copper BB Vent Tees

| Nominal Size | STD PKG | U/M | BERCOR NUMBER | DESCRIPTION | PC-1 L/CTN | PC-2 F/CTN | PC-3 10 CTNS |
|---|---|---|---|---|---|---|---|
| 1/2 x 1/8 x 1/2 | 50 | EA | 54428 | T301 5/8X1/8X5/8 OD BB TEE | | | |
| 3/4 x 1/8 x 3/4 | 25 | EA | 54429 | T301 7/8X1/8X7/8 OD BB TEE | | | |
| 1 x 1/8 x 1 | 10 | EA | 54430 | T301 1 1/8X1/8X1 1/8 OD BB TEE | | | |

### T302R Copper to Copper FPT Tees

| | | | | | | | |
|---|---|---|---|---|---|---|---|
| 3/4 x 3/4 x 1/2 | 25 | EA | 54373 | T302R 7/8ODX7/8ODX1/2FPT TEE | | | |
| 1 x 1 x 1/2 | 10 | EA | 54374 | T302R 1 1/8X1 1/8 OD X 1/2FPT TEE | | | |

# Streamline® Tube • Fittings • Valves Copper Sweat Fittings

## Unions and Couplings: WC407, WC400, WC400NS, WC400R

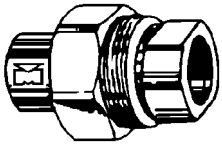

WC407

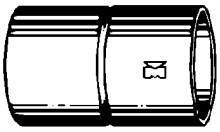

WC400



WC400NS

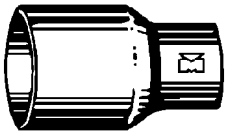

WC400R

### WC407 Copper Unions

| Nominal Size | STD PKG | U/M | BERCOR NUMBER | DESCRIPTION | PC-1 L/CTN | PC-2 F/CTN | PC-3 10 CTNS |
|---|---|---|---|---|---|---|---|
| 3/8 | 25 | EA | 54166 | WC407 1/2 OD UNION | | | |
| 1/2 | 25 | EA | 54168 | WC407 5/8 OD UNION | | | |
| 3/4 | 10 | EA | 54169 | WC407 7/8 OD UNION | | | |
| 1 | 10 | EA | 54167 | WC407 1 1/8 OD UNION | | | |
| 1-1/4 | 5 | EA | 54153 | WC407 1 3/8 OD UNION | | | |

### WC400 Copper to Copper Rolled Stop Couplings

| | | | | | | | |
|---|---|---|---|---|---|---|---|
| 1/8 | 100 | EA | 54155 | WC400 1/4 OD COUPLING | | | |
| 3/16 | 100 | EA | 54500 | WC400S 5/16 OD COUPLING | | | |
| 1/4 | 50 | EA | 54156 | WC400 3/8 OD COUPLING | | | |
| 3/8 | 50 | EA | 54157 | WC400 1/2 OD COUPLING | | | |
| 1/2 | 100 | EA | 54158 | WC400 5/8 OD COUPLING | | | |
| 5/8 | 50 | EA | 54159 | WC400 3/4 OD COUPLING | | | |
| 3/4 | 50 | EA | 54160 | WC400 7/8 OD COUPLING | | | |
| 1 | 25 | EA | 54161 | WC400 1 1/8 OD COUPLING | | | |
| 1-1/4 | 25 | EA | 54162 | WC400 1 3/8 OD COUPLING | | | |
| 1-1/2 | 10 | EA | 54163 | WC400 1 5/8 OD COUPLING | | | |
| 2 | 75 | EA | 54164 | WC400 2 1/8 OD COUPLING | | | |
| 2-1/2 | 50 | EA | 54165 | WC400 2 5/8 OD COUPLING | | | |

### WC400NS Copper to Copper No Stop Couplings

| | | | | | | | |
|---|---|---|---|---|---|---|---|
| 3/8 | 25 | EA | 54120 | WC400NS 1/2 OD COUPLING | | | |
| 1/2 | 50 | EA | 54121 | WC400NS 5/8 OD COUPLING | | | |
| 5/8 | 25 | EA | 54122 | WC400NS 3/4 OD COUPLING | | | |
| 3/4 | 25 | EA | 54123 | WC400NS 7/8 OD COUPLING | | | |
| 1 | 25 | EA | 54124 | WC400NS 1 1/8 OD COUPLING | | | |

### WC400R Copper to Copper Reducing Couplings

| | | | | | | | |
|---|---|---|---|---|---|---|---|
| 1/4 x 1/8 | 50 | EA | 54171 | WC400R 3/8X1/4 OD COUPLING | | | |
| 1/4 x 3/16 | 50 | EA | 54501 | WC400R 3/8X5/16 OD COUPLING | | | |
| 3/8 x 1/8 | 50 | EA | 54172 | WC400R 1/2X1/4 OD COUPLING | | | |
| 3/8 x 1/4 | 50 | EA | 54173 | WC400R 1/2X3/8 OD COUPLING | | | |
| 1/2 x 1/4 | 50 | EA | 54174 | WC400R 5/8X3/8 OD COUPLING | | | |
| 1/2 x 3/8 | 50 | EA | 54175 | WC400R 5/8X1/2 OD COUPLING | | | |
| 5/8 x 1/4 | 10 | EA | 54143 | WC400R 3/4X3/8 OD COUPLING | | | |
| 5/8 x 3/8 | 10 | EA | 54190 | WC400R 3/4X1/2 OD COUPLING | | | |
| 5/8 x 1/2 | 100 | EA | 54170 | WC400R 3/4X5/8 OD COUPLING | | | |
| 3/4 x 1/4 | 50 | EA | 54144 | WC400R 7/8X3/8 OD COUPLING | | | |
| 3/4 x 3/8 | 50 | EA | 54176 | WC400R 7/8X1/2 OD COUPLING | | | |
| 3/4 x 1/2 | 50 | EA | 54177 | WC400R 7/8X5/8 OD COUPLING | | | |
| 3/4 x 5/8 | 100 | EA | 54178 | WC400R 7/8X3/4 OD COUPLING | | | |
| 1 x 3/8 | 25 | EA | 54145 | WC400R 1 1/8X1/2 OD COUPLING | | | |
| 1 x 1/2 | 25 | EA | 54146 | WC400R 1 1/8X5/8 OD COUPLING | | | |
| 1 x 3/4 | 25 | EA | 54179 | WC400R 1 1/8X7/8 OD COUPLING | | | |
| 1-1/4 x 3/4 | 10 | EA | 54181 | WC400R 1 3/8X7/8 OD COUPLING | | | |
| 1-1/4 x 1 | 10 | EA | 54180 | WC400R 1 3/8X1 1/8 OD COUPLING | | | |
| 1-1/2 x 3/4 | 10 | EA | 54148 | WC400R 1 5/8X7/8 OD COUPLING | | | |
| 1-1/2 x 1 | 10 | EA | 54183 | WC400R 1 5/8X1 1/8 OD COUPLING | | | |
| 1-1/2 x 1-1/4 | 10 | EA | 54182 | WC400R 1 5/8X1 3/8 OD COUPLING | | | |
| 2 x 1 | 100 | EA | 54184 | WC400R 2 1/8X1 1/8 OD COUPLING | | | |
| 2 x 1-1/4 | 100 | EA | 54185 | WC400R 2 1/8 X 1 3/8 OD COUPLING | | | |
| 2 x 1-1/2 | 10 | EA | 54186 | WC400R 2 1/8 X 1 5/8 OD COUPLING | | | |

# Streamline® Copper Sweat Fittings

Tube • Fittings • Valves

## Adapters and Bushings: WC401, WC402, and WC403

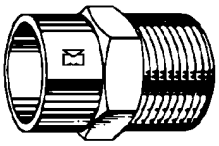

WC401R

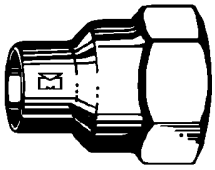

WC402R

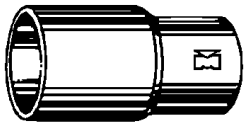

WC403R

### WC401, WC401R Copper to MPT, Male Adapters

| Nominal Size | STD PKG | U/M | BERCOR NUMBER | DESCRIPTION | PC-1 L/CTN | PC-2 F/CTN | PC-3 10 CTNS |
|---|---|---|---|---|---|---|---|
| 3/8 x 1/2 | 50 | EA | 54202 | WC401R 1/2 OD X 1/2 MPT ADAPTER | | | |
| 3/8 x 3/4 | 25 | EA | 54203 | WC401R 1/2 OD X 3/4 MPT ADAPTER | | | |
| 3/4 x 1 | 25 | EA | 54206 | WC401R 7/8 OD X 1 MPT ADAPTER | | | |
| 1/2 x 1/2 | 50 | EA | 54208 | WC401 5/8 OD X 1/2 MPT ADAPTER | | | |
| 1/2 x 3/4 | 1 | EA | 54216 | WC401R 5/8 OD X 3/4 MPT ADAPTER | | | |
| 5/8 x 1/2 | 25 | EA | 54204 | WC401R 3/4 OD X 1/2 MPT ADAPTER | | | |
| 5/8 x 3/4 | 25 | EA | 54223 | WC401R 3/4 OD X 3/4 MPT ADAPTER | | | |
| 3/4 x 1/2 | 25 | EA | 54224 | WC401R 7/8 OD X 1/2 MPT ADAPTER | | | |
| 3/4 x 3/4 | 25 | EA | 54209 | WC401 7/8 OD X 3/4 MPT ADAPTER | | | |
| 1 x 3/4 | 10 | EA | 54207 | WC401R 1 1/8 OD X 3/4 MPT ADAPTER | | | |
| 1 x 1 | 10 | EA | 54210 | WC401 1 1/8 OD X 1 MPT ADAPTER | | | |
| 1-1/4 x 1-1/4 | 10 | EA | 54211 | WC401 1 3/8 OD X 1 1/4 MPT ADAPTER | | | |
| 1-1/4 x 1-1/2 | 10 | EA | 54214 | WC401R 1 3/8 OD X 1 1/2 MPT ADAPTER | | | |
| 1-1/2 x 1-1/4 | 10 | EA | 54466 | WC401R 1 5/8OD X 1 1/4MPT ADAPTER | | | |
| 1-1/2 x 1-1/2 | 10 | EA | 54212 | WC401 1 5/8 OD X 1 1/2 MPT ADAPTER | | | |
| 2 x 2 | 50 | EA | 54462 | WC401 2 1/8OD X 2 MPT ADAPTER | | | |

### WC402, WC402R Copper to FPT, Female Adapters

| | | | | | | | |
|---|---|---|---|---|---|---|---|
| 3/8 x 1/2 | 50 | EA | 54200 | WC402 1/2 OD X 1/2 FPT ADAPTER | | | |
| 1/2 x 1/2 | 50 | EA | 54192 | WC402 5/8 OD X 1/2 FPT ADAPTER | | | |
| 1/2 x 3/4 | 50 | EA | 54195 | WC402 5/8 OD X 3/4 FPT ADAPTER | | | |
| 3/4 x 1/2 | 10 | EA | 54201 | WC402 7/8 OD X 1/2 FPT ADAPTER | | | |
| 3/4 x 3/4 | 25 | EA | 54193 | WC402 7/8 OD X 3/4 FPT ADAPTER | | | |
| 1 x 3/4 | 25 | EA | 54196 | WC402 1 1/8 OD X 3/4 FPT ADAPTER | | | |
| 1 x 1 | 10 | EA | 54191 | WC402 1 1/8 OD X 1 FPT ADAPTER | | | |
| 1-1/4 x 1-1/4 | 10 | EA | 54199 | WC402 1 3/8 OD X 1 1/4 FPT ADAPTER | | | |
| 1 1/2 x 1 1/2 | 10 | EA | 54467 | WC402 1 5/8OD X 1 1/2FPT ADAPTER | | | |
| 2 x 2 | 50 | EA | 54468 | WC402 2 1/8OD X 2 FPT ADAPTER | | | |

### WC403R Fitting to Copper Reducing Bushings

| | | | | | | | |
|---|---|---|---|---|---|---|---|
| 1/4 x 1/8 | 50 | EA | 54392 | WC403R 3/8X1/4 OD RED FITTING | | | |
| 3/8 x 1/4 | 50 | EA | 54394 | WC403R 1/2X3/8 OD RED FITTING | | | |
| 1/2 x 1/4 | 50 | EA | 54396 | WC403R 5/8X3/8 OD RED FITTING | | | |
| 1/2 x 3/8 | 50 | EA | 54395 | WC403R 5/8X1/2 OD RED FITTING | | | |
| 5/8 x 1/2 | 100 | EA | 54393 | WC403R 3/4X5/8 OD RED FITTING | | | |
| 3/4 x 3/8 | 50 | EA | 54397 | WC403R 7/8X1/2 OD RED FITTING | | | |
| 3/4 x 1/2 | 50 | EA | 54398 | WC403R 7/8X5/8 OD RED FITTING | | | |
| 3/4 x 5/8 | 50 | EA | 54399 | WC403R 7/8X3/4 OD RED FITTING | | | |
| 1 x 1/2 | 25 | EA | 54391 | WC403R 1 1/8X5/8 OD RED FITTING | | | |
| 1 x 5/8 | 25 | EA | 54400 | WC403R 1 1/8X3/4 OD RED FITTING | | | |
| 1 x 3/4 | 25 | EA | 54401 | WC403R 1 1/8X7/8 OD RED FITTING | | | |
| 1-1/4 x 3/4 | 10 | EA | 54403 | WC403R 1 3/8X7/8 OD RED FITTING | | | |
| 1-1/4 x 1 | 10 | EA | 54404 | WC403R 1 3/8X1 1/8 OD RED FITTING | | | |
| 1-1/2 x 1 | 10 | EA | 54405 | WC403R 1 5/8X1 1/8 OD RED FITTING | | | |
| 1-1/2 x 1-1/4 | 10 | EA | 54409 | WC403R 1 5/8X1 3/8 OD RED FITTING | | | |
| 2 x 1 | 100 | EA | 54406 | WC403R 2 1/8X1 1/8 OD RED FITTING | | | |
| 2 x 1-1/4 | 100 | EA | 54407 | WC403R 2 1/8X1 3/8 OD RED FITTING | | | |
| 2 x 1-1/2 | 100 | EA | 54408 | WC403R 2 1/8X1 5/8 OD RED FITTING | | | |
| 2-1/2 x 2 | 50 | EA | 54410 | WC403R 2 5/8X2 1/8 OD RED FITTING | | | |

# Streamline® Copper Sweat Fittings

Tube • Fittings • Valves

## Return Bends, P-Traps, Caps, Tube Straps

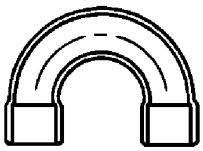

W60XX

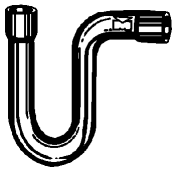

WE554P

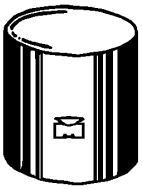

WC415



WS1100

### W60XX Copper to Copper Return Bends

| Center to Center (In.) | Nominal Size | STD PKG | U/M | BERCOR NUMBER | DESCRIPTION | PC-1 L/CTN | PC-2 F/CTN | PC-3 5 CTNS |
|---|---|---|---|---|---|---|---|---|
| 1-1/2 | 1/4 | 25 | EA | 54415 | W6020 3/8 OD RETURN BEND | | | |
| 1-1/2 | 3/8 | 50 | EA | 54416 | W6032 1/2 OD RETURN BEND | | | |
| 2-1/8 | 5/8 | 10 | EA | 54418 | W6074 3/4 OD RETURN BEND | | | |
| 2-1/2 | 3/4 | 10 | EA | 54419 | W6092 7/8 OD RETURN BEND | | | |

### WE554P Copper to Copper Suction Line P-Traps

| Nominal Size | STD PKG | U/M | BERCOR NUMBER | DESCRIPTION | PC-1 L/CTN | PC-2 F/CTN | PC-3 5 CTNS |
|---|---|---|---|---|---|---|---|
| 1/2 | 10 | EA | 54434 | WE554P 5/8 OD P-TRAP | | | |
| 5/8 | 10 | EA | 54433 | WE554P 3/4 OD P-TRAP | | | |
| 3/4 | 5 | EA | 54435 | WE554P 7/8 OD P-TRAP | | | |
| 1 | 3 | EA | 54436 | WE554P 1 1/8 OD P-TRAP | | | |
| 1-1/4 | 4 | EA | 54437 | WE554P 1 3/8 OD P-TRAP | | | |
| 1-1/2 | 4 | EA | 54439 | WE554P 1 5/8 OD P TRAP | | | |
| 2 | 3 | EA | 54438 | WE554P 2 1/8 OD P-TRAP | | | |

### WC415 Copper Caps

| | | | | | | | |
|---|---|---|---|---|---|---|---|
| 1/8 | 50 | EA | 54382 | WC415 1/4 OD CAP | | | |
| 1/4 | 50 | EA | 54383 | WC415 3/8 OD CAP | | | |
| 3/8 | 50 | EA | 54381 | WC415 1/2 OD CAP | | | |
| 1/2 | 50 | EA | 54385 | WC415 5/8 OD CAP | | | |
| 5/8 | 50 | EA | 54389 | WC415 3/4 OD CAP | | | |
| 3/4 | 25 | EA | 54386 | WC415 7/8 OD CAP | | | |
| 1 | 10 | EA | 54387 | WC415 1 1/8 OD CAP | | | |
| 1-1/4 | 25 | EA | 54388 | WC415 1 3/8 OD CAP | | | |
| 1-1/2 | 25 | EA | 54384 | WC415 1 5/8 OD CAP | | | |
| 2 | 100 | EA | 54380 | WC415 2 1/8 OD CAP | | | |

### WS1100 Tube Straps

| | | | | | | | |
|---|---|---|---|---|---|---|---|
| 1/8 | 100 | EA | 54441 | WS1100 1/4 OD TUBE STR FOR 1/8 NOM | | | |
| 1/4 | 100 | EA | 54442 | WS1100 3/8 OD TUBE STR FOR 1/4 NOM | | | |
| 3/8 | 100 | EA | 54443 | WS1100 1/2 OD TUBE STR FOR 3/8 NOM | | | |
| 1/2 | 100 | EA | 54444 | WS1100 5/8 OD TUBE STR FOR 1/2 NOM | | | |
| 5/8 | 50 | EA | 54445 | WS1100 3/4 OD TUBE STR FOR 5/8 NOM | | | |
| 3/4 | 50 | EA | 54446 | WS1100 7/8 OD TUBE STR FOR 3/4 NOM | | | |
| 1 | 50 | EA | 54447 | WS1100 1 1/8 OD TUBE STR FOR 1 NOM | | | |
| 1-1/4 | 50 | EA | 54448 | WS1100 1 3/8 OD TUBE STR FOR 1 1/4 NOM | | | |
| 1-1/2 | 50 | EA | 54449 | WS1100 1 5/8 OD TUBE STR FOR 1 1/2 NOM | | | |

# VULKAN LOKRING Tube Joining System for Refrigerant Line

## Solder-free Tube Connection System



**Lokbox Tool Set**



**RC1125**



**RC375**



**LT & HT Sealant**



**Brass Inserts**



**90 Degree Elbow**



**45 Degree Elbow**



**Brass Coupling**

### Lokbox Tool Set

Includes MZ-V hand assembly tool and assembly jaws for tube diameters 8 mm to 35 mm. The MZ-V tool has handles that are offset on both sides for flexible use in hard to reach areas. The easy to change asssembly jaws mean only one tool is needed.

### Lokprep Sealant

This anaerobis sealant must be used in all Lokring assemblies. It ensures every Lokring connection is hermetically sealed.
**Lokprep LT:** For use in ambient temperatures up to 86° F
**Lokprep HT:** For use in ambient termperatures above 77° F

### Assembly Tools

| STD PKG | U/M | BERCOR NUMBER | DESCRIPTION | PC-1 EACH |
|---|---|---|---|---|
| 1 | EA | 54540 | L13005712 LOKBOX MZ-V TOOL & JAWS MBEVP8-35 LOKBOX TOOL SET | |
| 1 | EA | 54571 | L14002051 RC1125 RATCHETING TUBE CUTTER 5/16"- 1-1/8" | |
| 1 | EA | 54570 | L14000258 RC375 RATCHETING TUBE CUTTER 1/8"-1/2" | |
| 1 | EA | 54573 | L14003406 LOCKPREP LT 50ML ANAEROBIC SEALANT | |
| 1 | EA | 54572 | L14003581 LOKPREP HT 50ML ANAEROBIC SEALANT | |

### Brass Inserts

| | | | | |
|---|---|---|---|---|
| 1 | EA | 54567 | L12003067 28.6 VH MS 12 1-1/8" STABILIZATION INSERT | |
| 1 | EA | 54562 | L12003085 9.53 VH MS 08 3/8" STABILIZATION INSERT | |
| 1 | EA | 54563 | L12003088 12.7 VH MS 08 1/2" STABILIZATION INSERT | |
| 1 | EA | 54564 | L12003089 16 VH MS 09 5/8" STABILIZATION INSERT | |
| 1 | EA | 54565 | L12003091 19 VH MS 09 3/4" STABILIZATION INSERT | |
| 1 | EA | 54566 | L12003093 22 VH MS 11 7/8" STABILIZATION INSERT | |
| 1 | EA | 54568 | L12003094 35 VGH MS 14 1-3/8" STABILIZATION INSERT | |

### Brass Elbows, 90°

| | | | | |
|---|---|---|---|---|
| 1 | EA | 54550 | L13003944 16 NWK LR MS 50 5/8" " LONG RADIUS 90 DEG BRASS ELBOW | |
| 1 | EA | 54551 | L13003945 19 NWK LR MS 50 3/4" LONG RADIUS 90 DEG BRASS ELBOW | |
| 1 | EA | 54552 | L13003946 22 NWK LR MS 50 7/8" LONG RADIUS 90 DEG BRASS ELBOW | |
| 1 | EA | 54553 | L13003948 28.6 NWK LR MS 50 1-1/8" LONG RADIUS 90 DEG BRASS ELBOW | |
| 1 | EA | 54554 | L13003949 35 NWK LR MS 50 1-3/8" LONG RADIUS 90 DEG BRASS ELBOW | |
| 1 | EA | 54548 | L13004625 9.53 NWK LR MS 50 3/8" LONG RADIUS 90 DEG BRASS ELBOW | |
| 1 | EA | 54549 | L13004628 12.7 NWK LR MS 50 1/2" LONG RADIUS 90 DEG BRASS ELBOW | |

### Brass Elbows, 45°

| | | | | |
|---|---|---|---|---|
| 1 | EA | 54556 | L13005112 12.7 NBK CU 50-45 1/2" LONG RADIUS 45 DEG BRASS ELBOW | |
| 1 | EA | 54557 | L13005114 16 NBK CU 50-45 5/8" LONG RADIUS 45 DEG BRASS ELBOW | |
| 1 | EA | 54558 | L13005116 19 NBK CU 50-45 3/4" LONG RADIUS 45 DEG BRASS ELBOW | |
| 1 | EA | 54559 | L13005117 22 NBK CU 50-45 7/8" LONG RADIUS 45 DEG BRASS ELBOW | |
| 1 | EA | 54560 | L13005119 28.6 NBK CU 50-45 1-1/8" LONG RADIUS 45 DEG BRASS ELBOW | |
| 1 | EA | 54561 | L13005121 35 NBK CU 50-45 1-3/8" " LONG RADIUS 45 DEG BRASS ELBOW | |
| 1 | EA | 54555 | L13005122 9.53NBK CU 50-45 3/8" LONG RADIUS 45 DEG BRASS ELBOW | |

### Brass Couplings

| | | | | |
|---|---|---|---|---|
| 1 | EA | 54544 | L13000605 19 NK MS 50 3/4" STRAIGHT BRASS COUPLING | |
| 1 | EA | 54545 | L13000607 22 NK MS 50 7/8" STRAIGHT BRASS COUPLING | |
| 1 | EA | 54543 | L13001261 16 NK MS 50 5/8" STRAIGHT BRASS COUPLING | |
| 1 | EA | 54541 | L13001390 9.53 NK MS 50 3/8" STRAIGHT BRASS COUPLING | |
| 1 | EA | 54542 | L13001571 12.7 NK MS 50 1/2" STRAIGHT BRASS COUPLING | |
| 1 | EA | 54546 | L13001945 28.6 NK MS 50 1-1/8" STRAIGHT BRASS COUPLING | |
| 1 | EA | 54547 | L13003346 35 NK MS 50 1-3/8" STRAIGHT BRASS COUPLING | |

ENERGY SAVING PRODUCTS

# Brass Compression Fittings

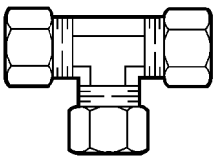

62-4

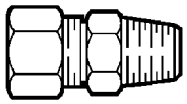

68-4

| STD PKG | U/M | BERCOR NUMBER | DESCRIPTION | PC-1 1-99 | PC-2 100 |
|---|---|---|---|---|---|
| 10 | EA | 81289 | 62-4 1/4 IN UNION | | |
| 1 | EA | 81298 | 68-4-2 1/8IN X 1/4IN COMPRESSION X MALE ADAPTER | | |
| 10 | EA | 81290 | 68-4-4 1/4 IN X 1/4 IN COMPRESSION X MALE ADAPTER | | |

DIVERSITECH

# Brass Fittings



D60A-4



D61A-4

| STD PKG | U/M | BERCOR NUMBER | DESCRIPTION | PC-1 EACH | PC-2 100 |
|---|---|---|---|---|---|
| 100 | EA | 53003 | D60A-4 1/4 IN COMPRESSION SLEEVE | | |
| 10 | EA | 53006 | D61A-4 1/4 IN COMPRESSION NUT | | |

# ProLine® Brass Valves for Plumbing

Professional Plumbing & Heating Products

## Push Fit, No Lead



- 200 PSI WOA
- 200 PSI @ 200°F
- Full port (full flow) for maximum flow rate
- Packing Gland: blowout-proof stem design
- PTFE seat and packing
- Chrome-plated brass ball and stem
- Rust-resistant heavy-duty handle with vinyl grip
- Dezincification-resistant lead-free brass construction
- 316 stainless steel grip ring
- Integrated brass seal gland increases durability and work life
- Copper, CPVC, and PEX compatible
- PEX stiffeners included with each fitting
- Removable with use of disconnect clip
- Complies with ASSE 1061
- Certified to NSF 61-G
- IAPMO Listed to cUPC
- "Lead-Free" Compliant

| STD PKG | U/M | BERCOR NUMBER | DESCRIPTION | PC-1 1-99 | PC-2 100 |
|---|---|---|---|---|---|
| 1 | EA | 54424 | 107-063 1/2" PUSH FIT BALL VALVE FULL | | |
| 1 | EA | 54425 | 107-064 3/4" PUSH FIT BALL VALVE FULL | | |
| 1 | EA | 54426 | 107-065 1" PUSH FIT BALL VALVE FULL | | |

# ProLine® Brass Fittings for Plumbing

Professional Plumbing & Heating Products

## Push Fit, No Lead



**630-003**



**630-104**



**631-003**



**632-003**

- Forged dezincification-resistant brass construction
- 316 stainless steel grip ring for strength and corrosion resistance
- Disconnect clip available for removal of fitting
- Dual O-ring design (1-1/4"–2")
- Integrated brass seal gland
- "Lead-Free" Compliant
- Certified to NSF 61-G
- Complies with ASSE 1061
- IAPMO listed
- AB1953 compliant
- Full flow design—no tube liners
- Pex stiffeners included with each fitting (1/2"–1")

| STD PKG | U/M | BERCOR NUMBER | DESCRIPTION | PC-1 1-99 | PC-2 100 |
|---|---|---|---|---|---|
| 1 | EA | 54450 | 630-003 1/2"X1/2" PUSH FIT COUPLING | | |
| 1 | EA | 54451 | 630-004 3/4"X3/4" PUSH FIT COUPLING | | |
| 1 | EA | 54452 | 630-005 1"X1" PUSH FIT COUPLING | | |
| 1 | EA | 54479 | 630-104 3/4" PF X 3/4" MPT ADAPTER | | |
| 1 | EA | 54480 | 630-204 3/4" PF X 3/4" FPT ADAPTER | | |
| 1 | EA | 54453 | 631-003 1/2"X1/2" PUSH FIT 90 DEGREE ELBOW | | |
| 1 | EA | 54454 | 631-004 3/4"X3/4" PUSH FIT 90 DEGREE ELBOW | | |
| 1 | EA | 54455 | 631-005 1"X1" PUSH FIT 90 DEGREE ELBOW | | |
| 1 | EA | 54456 | 632-003 1/2"X1/2"X1/2" PUSH FIT TEE | | |
| 1 | EA | 54457 | 632-004 3/4"X3/4"X3/4" PUSH FIT TEE | | |
| 1 | EA | 54458 | 632-005 1"X1"X1" PUSH FIT TEE | | |

# ProLine® Plastic Disconnect Clips

Professional Plumbing & Heating Products



- Disconnect clip for removal of fitting
- Durable plastic construction

| STD PKG | U/M | BERCOR NUMBER | DESCRIPTION | PC-1 EACH | PC-2 100 |
|---|---|---|---|---|---|
| 1 | EA | 54476 | 636-003 1/2"PUSH FIT DISCONNECT CLIP | | |
| 1 | EA | 54477 | 636-004 3/4"PUSH FIT DISCONNECT CLIP | | |
| 1 | EA | 54478 | 636-005 1"PUSH FIT DISCONNECT CLIP | | |

# Streamline® Tube • Fittings • Valves Brass Fittings for Refrigeration

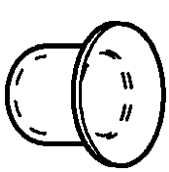
B1


B2

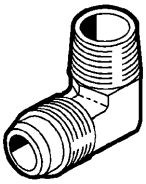
E1

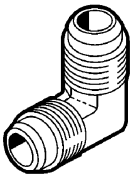
E2

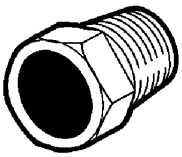
FP


FU

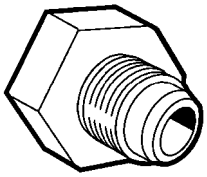
K1

## A08074 Replacement Gasket for Drum Adapter

| STD PKG | U/M | BERCOR NUMBER | DESCRIPTION | PC-1 1-99 | PC-2 100 |
|---|---|---|---|---|---|
| 1 | EA | 56104 | A 08074 3/4" REPLACEMENT GASKET | | |

## B1 Flare Seal Bonnet

| | | | | | |
|---|---|---|---|---|---|
| 1 | EA | 55825 | B1-4 1/4 FLARE SEAL | | |

## B2 Flare Gaskets

| | | | | | |
|---|---|---|---|---|---|
| 100 | EA | 55881 | B2-4 1/4 FLARE GASKET | | |
| 50 | EA | 55882 | B2-5 5/16 FLARE GASKET | | |
| 100 | EA | 55883 | B2-6 3/8 FLARE GASKET | | |
| 100 | EA | 55884 | B2-8 1/2 FLARE GASKET | | |
| 50 | EA | 55885 | B2-10 5/8 FLARE GASKET | | |
| 25 | EA | 55886 | B2-12 3/4 FLARE GASKET | | |

## E1 Forged Half Union Elbows, Flare x MPT

| | | | | | |
|---|---|---|---|---|---|
| 25 | EA | 56020 | E1-4A 1/4X1/8 HALF UNION ELBOW | | |
| 25 | EA | 56021 | E1-4B 1/4X1/4 HALF UNION 90 ELBOW | | |
| 25 | EA | 56022 | E1-4C 1/4X3/8 HALF UNION ELBOW | | |
| 25 | EA | 56025 | E1-6B 3/8X1/4 HALF UNION ELBOW | | |
| 25 | EA | 56026 | E1-6C 3/8X3/8 HALF UNION ELBOW | | |
| 25 | EA | 56027 | E1-6D 3/8X1/2 HALF UNION ELBOW | | |
| 15 | EA | 56030 | E1-8D 1/2X1/2 HALF UNION ELBOW | | |
| 10 | EA | 56034 | E1-10D 5/8X1/2 HALF UNION ELBOW | | |
| 10 | EA | 56038 | E1-12D 3/4X1/2 HALF UNION ELBOW | | |
| 10 | EA | 56039 | E1-12E 3/4X3/4 HALF UNION ELBOW | | |

## E2 Forged Union Elbows, Flare x Flare

| | | | | | |
|---|---|---|---|---|---|
| 25 | EA | 56045 | E2-6 3/8 FULL UNION ELBOW | | |
| 15 | EA | 56046 | E2-8 1/2 FULL UNION ELBOW | | |
| 10 | EA | 56047 | E2-10 5/8 FULL UNION ELBOW | | |

## FP Fusible Plug

| Filled to Melt (° F) | STD PKG | U/M | BERCOR NUMBER | DESCRIPTION | PC-1 EACH |
|---|---|---|---|---|---|
| 168 | 15 | EA | 56125 | FP-C-168 3/8 MPT PLUG | |

## FU Fusible Half Unions, Flare x MPT

| Filled to Melt (° F) | STD PKG | U/M | BERCOR NUMBER | DESCRIPTION | PC-1 1-99 | PC-2 100 |
|---|---|---|---|---|---|---|
| 210 | 10 | EA | 56115 | FU4B-210 1/4X1/4 HALF UNION | | |
| 210 | 10 | EA | 56120 | FU6C-210 3/8X3/8 HALF UNION | | |

## K1 Refrigerant Drum Adapters with Gasket, Flare x FPT

| STD PKG | U/M | BERCOR NUMBER | DESCRIPTION | PC-1 1-99 | PC-2 100 |
|---|---|---|---|---|---|
| 10 | EA | 56102 | K1-8 1/4X1/2 REF ADAPTER W/GASKET | | |
| 10 | EA | 56101 | K1-1 1/4X3/4 REF ADAPTER W/GASKET | | |
| 10 | EA | 56103 | K1-3 3/8X3/4 REF ADAPTER W/GASKET | | |

# Streamline® Tube • Fittings • Valves Brass Fittings for Refrigeration

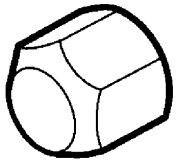
N5

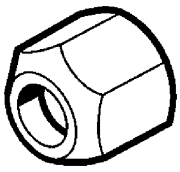
NRS4

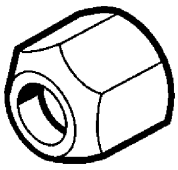
NS4

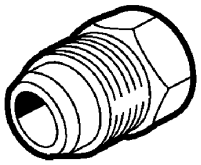
P2


P34632

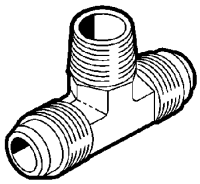
T1

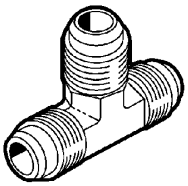
T2, TR2

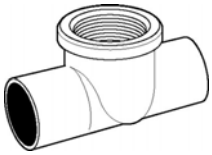
WT602

## N5 Forged Flare Fitting Caps (Use B2 Copper Gasket)

| STD PKG | U/M | BERCOR NUMBER | DESCRIPTION | PC-1 1-99 | PC-2 100 |
|---|---|---|---|---|---|
| 50 | EA | 56080 | N5-4 1/4 FLARE CAP | | |
| 25 | EA | 56081 | N5-5 5/16 FLARE CAP | | |
| 25 | EA | 56082 | N5-6 3/8 FLARE CAP | | |
| 25 | EA | 56083 | N5-8 1/2 FLARE CAP | | |
| 10 | EA | 56084 | N5-12 3/4 FLARE CAP | | |

## NRS4 Reducing Short Forged Flare Nuts

| | | | | | |
|---|---|---|---|---|---|
| 10 | EA | 55862 | NRS4-54 5/16X1/4 FLARE NUT | | |
| 25 | EA | 55863 | NRS4-64 3/8X1/4 FLARE NUT | | |
| 10 | EA | 55864 | NRS4-65 3/8X5/16 FLARE NUT | | |
| 15 | EA | 55865 | NRS4-86 1/2X3/8 FLARE NUT | | |
| 15 | EA | 55866 | NRS4-108 5/8X1/2 FLARE NUT | | |

## NS4 Short Forged Flare Nuts

| | | | | | |
|---|---|---|---|---|---|
| 50 | EA | 55836 | NS4-4 1/4 FLARE NUT | | |
| 25 | EA | 55837 | NS4-5 5/16 FLARE NUT | | |
| 25 | EA | 55838 | NS4-6 3/8 FLARE NUT | | |
| 15 | EA | 55839 | NS4-8 1/2 FLARE NUT | | |
| 10 | EA | 55840 | NS4-10 5/8 FLARE NUT | | |
| 10 | EA | 55841 | NS4-12 3/4 FLARE NUT | | |

## P2 Forged Flare Fitting Plugs

| | | | | | |
|---|---|---|---|---|---|
| 15 | EA | 56089 | P2-4 1/4 IN FLARE PLUG | | |
| 15 | EA | 56091 | P2-6 3/8 IN FLARE PLUG | | |

## P34632 Plastic Seal Cap with O-Ring (for Brass Compressor Valves)

| | | | | | |
|---|---|---|---|---|---|
| 1 | EA | 54309 | P34632 CAP & SEAL ASSEMBLY | | |

## T1 Forged Tees, Flare x Flare x MPT (Male Pipe Thread on Branch)

| | | | | | |
|---|---|---|---|---|---|
| 15 | EA | 56057 | T1-6C 3/8X3/8X3/8 TEE | | |

## T2 Forged Tees, Flared OD Tube All Ends

| | | | | | |
|---|---|---|---|---|---|
| 25 | EA | 56073 | T2-4 1/4 FLARE TEE | | |
| 15 | EA | 56074 | T2-6 3/8 FLARE TEE | | |
| 15 | EA | 56075 | T2-8 1/2 FLARE TEE | | |

## TR2 Forged Reducing Tees, Flared OD Tube All Ends

| | | | | | |
|---|---|---|---|---|---|
| 15 | EA | 56070 | TR2-86 1/2X1/2X3/8 TEE | | |

## WT602 Forged Tee C x C x F

| | | | | | |
|---|---|---|---|---|---|
| 25 | EA | 54375 | WT602 3/8X3/8X1/4 FPT TEE FORGED BRASS | | |

# Streamline® Tube • Fittings • Valves Brass Fittings for Refrigeration

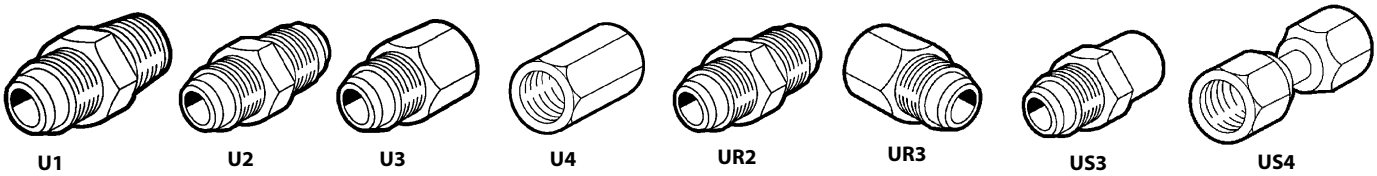

U1 U2 U3 U4 UR2 UR3 US3 US4

## U1 Forged Half Union Couplings, Flare x MPT

| STD PKG | U/M | BERCOR NUMBER | DESCRIPTION | PC-1 1-99 | PC-2 100 |
|---|---|---|---|---|---|
| 25 | EA | 55901 | U1-4A 1/4X1/8 HALF UNION | | |
| 25 | EA | 55902 | U1-4B 1/4X1/4 HALF UNION | | |
| 25 | EA | 55903 | U1-4C 1/4X3/8 HALF UNION | | |
| 25 | EA | 55904 | U1-4D 1/4X1/2 HALF UNION | | |
| 25 | EA | 55907 | U1-6B 3/8X1/4 HALF UNION | | |
| 25 | EA | 55908 | U1-6C 3/8X3/8 HALF UNION | | |
| 25 | EA | 55909 | U1-6D 3/8X1/2 HALF UNION | | |
| 10 | EA | 55912 | U1-8B 1/2X1/4 HALF UNION | | |
| 10 | EA | 55913 | U1-8C 1/2X3/8 HALF UNION | | |
| 10 | EA | 55914 | U1-8D 1/2X1/2 HALF UNION | | |
| 10 | EA | 55915 | U1-8E 1/2X3/4 HALF UNION | | |
| 10 | EA | 55918 | U1-10C 5/8X3/8 HALF UNION | | |
| 10 | EA | 55919 | U1-10D 5/8X1/2 HALF UNION | | |
| 5 | EA | 55923 | U1-12D 3/4X1/2 HALF UNION | | |
| 5 | EA | 55924 | U1-12E 3/4X3/4 HALF UNION | | |

## U2 Forged Union Couplings, Flare x Flare

| | | | | | |
|---|---|---|---|---|---|
| 25 | EA | 55941 | U2-4 1/4 FULL UNION | | |
| 25 | EA | 55942 | U2-5 5/16 FULL UNION | | |
| 25 | EA | 55943 | U2-6 3/8 FULL UNION | | |
| 15 | EA | 55944 | U2-8 1/2 FULL UNION | | |
| 10 | EA | 55945 | U2-10 5/8 FULL UNION | | |
| 10 | EA | 55946 | U2-12 3/4 FULL UNION | | |

## U3 Forged Female Couplings, Flare x FPT

| | | | | | |
|---|---|---|---|---|---|
| 25 | EA | 55960 | U3-4A 1/4X1/8 FEMALE HALF UNION | | |
| 25 | EA | 55961 | U3-4B 1/4X1/4 FEMALE HALF UNION | | |
| 15 | EA | 55962 | U3-4C 1/4X3/8 FEMALE HALF UNION | | |
| 25 | EA | 55966 | U3-6B 3/8X1/4 FEMALE HALF UNION | | |
| 15 | EA | 55972 | U3-8C 1/2X3/8 FEMALE HALF UNION | | |
| 15 | EA | 55973 | U3-8D 1/2X1/2 FEMALE HALF UNION | | |
| 10 | EA | 55976 | U3-10D 5/8X1/2 FEMALE HALF UNION | | |

## U4 Forged Valve Connectors, Flare x Flare

| | | | | | |
|---|---|---|---|---|---|
| 10 | EA | 56004 | U4-4 1/4 CONNECTOR | | |
| 10 | EA | 56005 | U4-6 3/8 CONNECTOR | | |

## UR2 Forged Reducing Union Couplings, Flare x Flare

| | | | | | |
|---|---|---|---|---|---|
| 15 | EA | 55952 | UR2-64 3/8X1/4 FULL UNION | | |
| 25 | EA | 55954 | UR2-86 1/2X3/8 FULL UNION | | |
| 15 | EA | 55955 | UR2-84 1/2X1/4 FULL UNION | | |

## UR3 Forged Flare Fitting Reducers, Female Flare x Male Flare

| | | | | | |
|---|---|---|---|---|---|
| 15 | EA | 55989 | UR3-46 1/4X3/8 REDUCER | | |
| 15 | EA | 55990 | UR3-64 3/8X1/4 REDUCER | | |
| 15 | EA | 55991 | UR3-68 3/8X1/2 REDUCER | | |
| 15 | EA | 55994 | UR3-86 1/2X3/8 REDUCER | | |
| 10 | EA | 55998 | UR3-108 5/8X1/2 REDUCER | | |
| 10 | EA | 55995 | UR3-810 1/2X5/8 REDUCER | | |

## US3 Forged Adapters Flare x Sweat

| | | | | | |
|---|---|---|---|---|---|
| 5 | EA | 56016 | US3-66 3/8X3/8 ADAPTER | | |
| 5 | EA | 56018 | US3-88 1/2X1/2 ADAPTER | | |

## US4 Forged Swivel Nut Valve Connectors

| | | | | | |
|---|---|---|---|---|---|
| 15 | EA | 56010 | US4-4 1/4 SWIVEL FLARE NUT | | |
| 15 | EA | 56011 | US4-6 3/8 SWIVEL FLARE NUT | | |
| 15 | EA | 56012 | US4-8 1/2 SWIVEL FLARE NUT | | |

# K-FLEX USA Insul-Tube Pipe Insulation

### Condensation Control Thickness Recommendations*

| Pipe Size | Line Temp. 50° F | Line Temp. 35° F | Line Temp. 0° F |
|---|---|---|---|
| **Normal Conditions (Max 85° F, 70% R.H.)** | | | |
| 3/8" ID through 3" IPS | 3/8" Wall | 1/2" Wall | 1" Wall |
| Over 3" IPS through 4" IPS** | 1/2" Wall | 1/2" Wall | 1" Wall |
| Over 4" IPS | 1/2" Sheet | 3/4" Sheet | 1" Sheet |
| **Mild Conditions (Max. 80° F, 50% R.H.)** | | | |
| 3/8" ID through 3" IPS | 3/8" Wall | 3/8" Wall | 1/2" Wall |
| Over 3" IPS through 4" IPS** | 1/2" Wall | 1/2" Wall | 3/4" Wall |
| Over 4" IPS | 1/2" Sheet | 1/2" Sheet | 1" Sheet |
| **Severe Conditions (Max. 90° F, 80% R.H.)** | | | |
| 3/8" ID through 4" IPS | 3/4" Wall | 1" Wall | 1-1/2" Sheet |

*Insul-Tube®: In thickness noted within the specific temperature ranges will prevent condensation on indoor piping under design conditions defined below. Normal: Maximum severity of indoor conditions seldom exceed 85° F and 70% R.H. in United States. Mild: Typical conditions are most air-conditioned spaces and arid climates. Severe: Generally found in areas in which excessive moisture is introduced or in poorly ventilated areas where the temperature may be depressed below the ambient. Under conditions of high humidity additional thickness of insulation may be required. **Available: Nom. 1/2" or Nom. 3/4" thickness only.

**Priced Per Foot**

| STD PKG | U/M | BERCOR NUMBER | DESCRIPTION | PC-1 L/CTN | PC-2 1-4 CTNS | PC-3 5-9 CTNS | PC-4 10 CTNS |
|---|---|---|---|---|---|---|---|
| 432 | FT | 44199 | 6RX038048 6-1/2IDX3/8 FLEXTHERM | | | | |
| 378 | FT | 44200 | 6RX038058 6-5/8IDX3/8 FLEXTHERM | | | | |
| 342 | FT | 44201 | 6RX038068 6-3/4IDX3/8 FLEXTHERM | | | | |
| 288 | FT | 44202 | 6RX038078 6-7/8IDX3/8 FLEXTHERM | | | | |
| 216 | FT | 44204 | 6RX038118 6-1-1/8IDX3/8 FLEXTHERM | | | | |
| 168 | FT | 44206 | 6RX038138 6-1-3/8IDX3/8 FLEXTHERM | | | | |
| 456 | FT | 44239 | 6RX048038 6-3/8IDX1/2 FLEXTHERM | | | | |
| 360 | FT | 44240 | 6RX048048 6-1/2IDX1/2 FLEXTHERM | | | | |
| 324 | FT | 44241 | 6RX048058 6-5/8IDX1/2 FLEXTHERM | | | | |
| 270 | FT | 44242 | 6RX048068 6-3/4IDX1/2 FLEXTHERM | | | | |
| 228 | FT | 44243 | 6RX048078 6-7/8IDX1/2 FLEXTHERM | | | | |
| 156 | FT | 44245 | 6RX048118 6-1-1/8IDX1/2 FLEXTHERM | | | | |
| 120 | FT | 44247 | 6RX048138 6-1-3/8IDX1/2 FLEXTHERM | | | | |
| 114 | FT | 44248 | 6RX048158 6-1-5/8IDX1/2 FLEXTHERM | | | | |
| 102 | FT | 44249 | 6RX048218 6-2-1/8IDX1/2 FLEXTHERM | | | | |
| 66 | FT | 44250 | 6RX048238 6-2IPSX1/2 FLEXTHERM | | | | |
| 36 | FT | 44251 | 6RX048348 6-3IPSX1/2 FLEXTHERM | | | | |
| 48 | FT | 44252 | 6RX048318 6-3-1/8IDX1/2 FLEXTHERM | | | | |
| 24 | FT | 44254 | 6RX048448 6-4IPSX1/2 FLEXTHERM | | | | |
| 228 | FT | 44261 | 6RX068048 6-1/2IDX3/4 FLEXTHERM | | | | |
| 180 | FT | 44262 | 6RX068058 6-5/8IDX3/4 FLEXTHERM | | | | |
| 144 | FT | 44263 | 6RX068068 6-3/4IDX3/4 FLEXTHERM | | | | |
| 126 | FT | 44264 | 6RX068078 6-7/8IDX3/4 FLEXTHERM | | | | |
| 90 | FT | 44265 | 6RX068118 6-1 1/8IDX3/4 FLEXTHERM | | | | |
| 78 | FT | 44266 | 6RX068138 6-1 3/8IDX3/4 FLEXTHERM | | | | |
| 72 | FT | 44267 | 6RX068158 6-1 5/8IDX3/4 FLEXTHERM | | | | |
| 60 | FT | 44268 | 6RX068218 6-2 1/8IDX3/4 FLEXTHERM | | | | |
| 42 | FT | 44269 | 6RX068258 6-2 5/8IDX3/4 FLEXTHERM | | | | |
| 36 | FT | 44270 | 6RX068318 6-3 1/8IDX3/4 FLEXTHERM | | | | |
| 90 | FT | 44275 | 6RX100078 6-7/8IDX1 FLEXTHERM | | | | |
| 66 | FT | 44276 | 6RX100118 6-1-1/8IDX1 FLEXTHERM | | | | |
| 36 | FT | 44282 | 6RX100258 6-2-5/8IDX1 FLEXTHERM | | | | |

# Insul-Lock Pipe Insulation



### Physical Properties

| | | |
|---|---|---|
| Thermal Conductivity (K)<br>BTU (In./Hr.) $Ft^2$ °F (W/mK) | 90° F (32° C) Mean Temp<br>75° F (24° C) Mean Temp | .27 (.039)<br>.25 (.036) |
| Operating Temperature Range | Upper | 200° F (93° C) |
| Flexible to -40° F(-40° C) | Lower | -70° F (-57° C) |
| Water Vapor Permeability Dry Cup Perm-In | | <0.06 |
| Water Absorption % | | <0.20 by volume |
| Flame Spread (up to 1-1/2" wall) | | Not greater than 25 |
| Smoke Developed (up to 1-1/2" wall) | | Not greater than 50 |
| Ozone Resistance | | Pass |
| Chemical/Solvent Resistance | | Good |
| Mildew Resistance/Air Erosion | | Pass |

**Priced Per Foot**

| STD PKG | U/M | BERCOR NUMBER | DESCRIPTION | PC-1 L/CTN | PC-2 1-4 CTNS | PC-3 5-9 CTNS | PC-4 10 CTNS |
|---|---|---|---|---|---|---|---|
| 402 | FT | 44430 | 6RXL038048 1/2ID X 3/8 INSUL-LOCK SELF-SEAL | | | | |
| 348 | FT | 44431 | 6RXL038058 5/8ID X 3/8 INSUL-LOCK SELF-SEAL | | | | |
| 318 | FT | 44432 | 6RXL038068 3/4ID X 3/8 INSUL-LOCK SELF-SEAL | | | | |
| 288 | FT | 44433 | 6RXL038078 7/8ID X 3/8 INSUL-LOCK SELF-SEAL | | | | |
| 216 | FT | 44434 | 6RXL038118 1 1/8ID X 3/8 INSUL-LOCK SELF-SEAL | | | | |
| 150 | FT | 44435 | 6RXL038138 1 3/8ID X 3/8 INSUL-LOCK SELF-SEAL | | | | |
| 420 | FT | 44436 | 6RXL048038 3/8ID X 1/2 INSUL-LOCK SELF-SEAL | | | | |
| 312 | FT | 44437 | 6RXL048048 1/2ID X 1/2 INSUL-LOCK SELF-SEAL | | | | |
| 312 | FT | 44438 | 6RXL048058 5/8ID X 1/2 INSUL-LOCK SELF-SEAL | | | | |
| 270 | FT | 44439 | 6RXL048068 3/4ID X 1/2 INSUL-LOCK SELF-SEAL | | | | |
| 216 | FT | 44440 | 6RXL048078 7/8ID X 1/2 INSUL-LOCK SELF-SEAL | | | | |
| 150 | FT | 44441 | 6RXL048118 1 1/8ID X 1/2 INSUL-LOCK SELF-SEAL | | | | |
| 120 | FT | 44442 | 6RXL048138 1 3/8ID X 1/2 INSUL-LOCK SELF-SEAL | | | | |
| 108 | FT | 44443 | 6RXL048158 1 5/8ID X 1/2 INSUL-LOCK SELF-SEAL | | | | |
| 102 | FT | 44444 | 6RXL048218 2 1/8ID X 1/2 INSUL-LOCK SELF-SEAL | | | | |
| 126 | FT | 44445 | 6RXL068078 7/8ID X 3/4 INSUL-LOCK SELF-SEAL | | | | |
| 90 | FT | 44446 | 6RXL068118 1 1/8ID X 3/4 INSUL-LOCK SELF-SEAL | | | | |
| 72 | FT | 44447 | 6RXL068158 1 5/8ID X 3/4 INSUL-LOCK SEL-SEAL | | | | |
| 60 | FT | 44448 | 6RXL068218 2 1/8ID X 3/4 INSUL-LOCK SELF-SEAL | | | | |

# Sheet Insulation

Insul-Sheet is available in 1/2" and 3/4" thicknesses. Designed for application on equipment and lines of 0° F and temperature conditions that may be depressed below ambient conditions.

| STD PKG | U/M | BERCOR NUMBER | DESCRIPTION | PC-1 L/CTN | PC-2 1-4 CTNS | PC-3 5-9 CTNS | PC-4 10 CTNS |
|---|---|---|---|---|---|---|---|
| 12 | EA | 44218 | 6RSX3X4048 1/2X36X48 FLEXTHERM SHEET | | | | |
| 8 | EA | 44219 | 6RSX3X4068 3/4X36X48 FLEXTHERM SHEET | | | | |

## 320 Adhesive




320 adhesive is a specially formulated air drying contact adhesive for joining seams and butt joints on Insul-Tube® or sheet applications. This adhesive is also excellent for creating a resilient, moisture, and heat resistant bond on most other materials up to 180° F.

| STD PKG | U/M | BERCOR NUMBER | DESCRIPTION | PC-1 EACH |
|---|---|---|---|---|
| 24 | EA | 44304 | 800-320-PTB PINT W/BRUSH TOP R-320 FAST TACK ADHESIVE-AMBER | |
| 12 | EA | 44305 | 800-320-QT QUART R-320 FAST TACK ADHESIVE-AMBER | |
| 4 | EA | 44306 | 800-320-GAL GALLON R-320 FAST TACK ADHESIVE-AMBER | |

## 374 Coating




374 coating is a synthetic resin, water based material that has been designed for use on Insul-Tube® and sheet surfaces. This white coating provides a high gloss protective finish for both indoor and outdoor installations.

| STD PKG | U/M | BERCOR NUMBER | DESCRIPTION | PC-1 EACH |
|---|---|---|---|---|
| 4 | EA | 44288 | 800-374-GAL GALLON INSULATION PROTECTIVE COATING | |

## Insulation Tape



**Elastomeric foam tape** features pressure-sensitive adhesive that can be applied to hot or cold pipes and fittings and forms a long-lasting bond. The closed-cell structure provides good thermal and low moisture permeability properties.




This **cork insulation tape** is formulated to provide insulation and to prevent condensation on pipes, fittings and tubing used in heating, air conditioning, refrigeration and plumbing. It can also be used on hot pipes.

| STD PKG | U/M | BERCOR NUMBER | DESCRIPTION | PC-1 L/CTN | PC-2 F/CTN |
|---|---|---|---|---|---|
| 12 | EA | 44313 | 800-EL-018 FOAM 2INX1/8INX30FT ELASTOMER FOAM INSULATION TAPE | | |
| 12 | EA | 44314 | 800-TAPE-CORK 2IN X 1/8IN X 30FT INSULATION CORK TAPE | | |

# FlashShield™ Gas Piping System


Straight Fitting


Coupling


Tee Fitting


Termination Fitting


Termination Bracket


Stubout


Recessed Outlet


Gas Piping

FlashShield CSST provides the highest lightning resistivity and is the only metallically-shielded gas piping on the market. FlashShield meets strict criteria of both LC1024 and LC1027. CSST supplies natural gas or liquefied petroleum gas to appliances with safety and flexibility. Simple hand tools such as tubing cutters, wrenches, and utility knives are all that are needed to work with the FlashShield components.

**FlashShield CSST Piping** **Priced per Foot**

| STD PKG | U/M | BERCOR NUMBER | DESCRIPTION | PC-1 249 | PC-2 250-749 | PC-3 750 |
|---|---|---|---|---|---|---|
| 250 | FT | 53173 | FS-8-250 1/2" FLASHSHIELD CSST GAS PIPING | | | |
| 250 | FT | 53174 | FS-11-250 3/4" FLASHSHIELD CSST GAS PIPING | | | |
| 150 | FT | 53175 | FS-16-150 1" FLASHSHIELD CSST GAS PIPING | | | |

**Accessories**

| STD PKG | U/M | BERCOR NUMBER | DESCRIPTION | PC-1 L/CTN | PC-2 F/CTN |
|---|---|---|---|---|---|
| 24 | EA | 53176 | XR3FTG-8-24 1/2" STRAIGHT FITTING (FSFTG-8-24) | | |
| 24 | EA | 53177 | XR3FTG-11-24 3/4" STRAIGHT FITTING (FSFTG-11-24) | | |
| 12 | EA | 53178 | XR3FTG-16-12 1" STRAIGHT FITTING (FSFTG-16-12) | | |
| 12 | EA | 53179 | XR3CPL-8-12 1/2" COUPLING (FSCPL-8-12) | | |
| 6 | EA | 53181 | XR3CPL-16-6 1" COUPLING (FSCPL-16-6) | | |
| 12 | EA | 53188 | XR3T-11-12 3/4" X 3/4" X 3/4" TEE FITTING (FST-11-12) | | |
| 6 | EA | 53189 | XR3T-16-6 1" X 1" X 1" TEE FITTING (FST-16-6) | | |
| 12 | EA | 53182 | XR3TRM-8-12 1/2" TERM FITTING W/SQ FLANGE (FSTRM-8-12) | | |
| 12 | EA | 53183 | XR3TRM-11-12 3/4" TERM FITTING W/SQ FLANGE (FSTRM-11-12) | | |
| 6 | EA | 53184 | XR3TRM-16-6 1" TERM FITTING W/SQ FLANGE (FSTRM-16-6) | | |
| 12 | EA | 53185 | XR3TRMBKT-8-12 1/2" TERM BRACKET FITTING (FSTRMBKT-8-12) | | |
| 10 | EA | 53186 | XR3-APSTUB-8-10 1/2" STUBOUT W/FEMALE FTG (FS-APSTUB-8-10) | | |
| 1 | EA | 53187 | XR3OUTLETBOX-8 1/2" FTG RECESSED GAS OUTLET (FSOUTLETBOX-8) | | |

# STRP3 Jacket Stripper Tool



For cutting and removal of CSST jacket allowing for a clean and proper fitting assembly.

| STD PKG | U/M | BERCOR NUMBER | DESCRIPTION | PC-1 L/CTN | PC-2 F/CTN |
|---|---|---|---|---|---|
| 24 | EA | 53190 | STRP3-8-24 1/2" FLASHSHIELD JACKET STRIPPER | | |
| 24 | EA | 53191 | STRP3-11-24 3/4" FLASHSHIELD JACKET STRIPPER | | |
| 24 | EA | 53192 | STRP3-16-24 1" FLASHSHIELD JACKET STRIPPER | | |

# Stainless Steel Gas Appliance Connectors



**3132 MIP x FIP**



**4242 MIP x MIP**

AGA Design Certified under ANSI Test Standard Z21.24. Used for both indoor and outdoor connection of stationary gas appliances.

| STD PKG | U/M | BERCOR NUMBER | DESCRIPTION | PC-1 L/CTN | PC-2 F/CTN |
|---|---|---|---|---|---|
| 25 | EA | 53297 | G012SS101124/ 30-3132-24 1/2"MIPX1/2"FIP SST FLEX GAS | | |
| 25 | EA | 53298 | G012SS101136/ 30-3132-36 1/2"MIPX1/2"FIP SST FLEX GAS | | |
| 25 | EA | 53299 | G012SS101148/ 30-3132-48 1/2" MIPX1/2"FIP SST FLEX GAS | | |
| 12 | EA | 53300 | G012SS101160/ 30-3132-60 1/2"MIPX1/2"FIP SST FLEX GAS | | |
| 25 | EA | 53313 | G012SS151536/ 30-4242-36 3/4"FIPX3/4"FIP SST FLEX GAS | | |
| 25 | EA | 53314 | G012SS151548/ 30-4242-48 3/4"FIPX3/4"FIP SST FLEX GAS | | |
| 12 | EA | 53315 | G012SS151560/ 30-4242-60 3/4"FIPX3/4"FIP SST FLEX GAS | | |

# ProLine® Gas Valves

Professional Plumbing & Heating Products



**114**



**110**

## Flared Tube

| Used with Flex Gas Conn. | STD PKG | U/M | BERCOR NUMBER | DESCRIPTION | PC-1 EACH |
|---|---|---|---|---|---|
| P4G | 10 | EA | 53295 | 114-523 1/2 FIP X 1/2 FL VALVE | |

## Gas Ball Valves: AGA and GGA Approved for Natural and LP Gas .5 PSI

| STD PKG | U/M | BERCOR NUMBER | DESCRIPTION | PC-1 1-9 | PC-2 10 |
|---|---|---|---|---|---|
| 10 | EA | 52690 | 110-223C 1/2 GAS STOP | | |
| 10 | EA | 52691 | 110-224C 3/4 GAS STOP | | |
| 6 | EA | 52692 | 110-125 1" GAS STOP | | |

# LEGEND VALVE Gas Ball Valves



T-1001

### T-1001 Forged Brass Full Port Ball Valve

Maintenance-free design with Dacromet® coated steel handle and nut for greater corrosion resistance. Fully rated ball valve. FNPT x FNPT.

### T-1001NL No Lead Forged Brass Full Port Ball Valves

Maintanence-free, dual Viton® 0-ring stem design, lighter weight and durable forged bo lead brass body, blow-out proof stem, PTFE seats for improved wear. Does not require any additional steps to solder, as compared to traditional brass valves. Suitable for potable water applications. FNPT x FNPT.



T-3000

### T-3000 One Piece Gas Ball Valves

Patented one-piece forged brass body eliminates the possibility of steam leaks that may occur to two-piece body designs. Top loaded chrome plated brass ball. Gas ball valves are ideal for all residential and commercial gas installations. The chrome plated ball and nitrile rubber seats resist contamination building up and offer a positive seal in low or moderate pressure gas applications. FNPT x FNPT.

| STD PKG | U/M | BERCOR NUMBER | DESCRIPTION | PC-1 1-9 | PC-2 10 |
|---|---|---|---|---|---|
| 100 | EA | 53140 | T-1001 1/2IN BALL VALVE | | |
| 1 | EA | 52704 | 101-023NL 1/2IN T-1001 BALL VALVE | | |
| 1 | EA | 52703 | 101-024NL 3/4IN T-1001 BALL VALVE | | |
| 1 | EA | 53056 | 102-103 1/2IN T-3000 BLUE LEVER HANDLE GAS BALL VALVE | | |
| 1 | EA | 53057 | 102-104 3/4IN T-3000 BLUE LEVER HANDLE GAS BALL VALVE | | |

# LEGEND VALVE Gate Valves



- Round handle
- For shut-off service
- Non-rising stem
- Pressure 200 psi
- Maximum temperature 180° F

### Series T-414 Bronze Gate Valves

- 3/4" to 2"'
- NPT female threaded connections

### Series S-401 Brass Gate Valves

- 3/4" to 1"'
- Solder connections

| STD PKG | U/M | BERCOR NUMBER | DESCRIPTION | PC-1 L/CTN | PC-2 F/CTN |
|---|---|---|---|---|---|
| 84 | EA | 52651 | T-414 3/4IN BRONZE GATE VALVE | | |
| 60 | EA | 52652 | T-414 1IN BRONZE GATE VALVE | | |
| 40 | EA | 52653 | T-414 1 1/4IN BRONZE GATE VALVE | | |
| 18 | EA | 52666 | T-414 2IN BRONZE GATE VALVE | | |
| 84 | EA | 52659 | S-401 3/4IN SOLDER END BRASS GATE VALVE | | |
| 60 | EA | 52660 | S-401 1IN SOLDER END BRASS GATE VALVE | | |

# Black Iron Pipe



Made in America

**Black Pipe May be Combined to Obtain Quantity Discount**

## 10 Ft. Black Pipe—Threaded both Ends

| STD PKG | U/M | BERCOR NUMBER | DESCRIPTION | PC-1 1-9 | PC-2 10-19 | PC-3 20 |
|---|---|---|---|---|---|---|
| 130 | LTH | 53330 | 1/2IN X 10FT TBE BLK PIPE THREADED BOTH ENDS | | | |
| 84 | LTH | 53331 | 3/4IN X 10FT TBE BLK PIPE THREADED BOTH ENDS | | | |
| 60 | LTH | 53332 | 1IN X 10FT TBE BLK PIPE THREADED BOTH ENDS | | | |
| 42 | LTH | 53333 | 1-1/4IN X 10FT TBE BLK PIPE THREADED BOTH ENDS | | | |
| 36 | LTH | 53334 | 1-1/2IN X 10FT TBE BLK PIPE THREADED BOTH ENDS | | | |
| 26 | LTH | 53335 | 2IN X 10FT TBE BLK PIPE THREADED BOTH ENDS | | | |

## 21 Ft. Black Pipe—Threaded and Coupled both Ends

| | | | | | | |
|---|---|---|---|---|---|---|
| 5 | LTH | 53341 | 1/2IN X 21FT TBE BLK PIPE THREADED BOTH ENDS | | | |
| 5 | LTH | 53342 | 3/4IN X 21FT TBE BLK PIPE THREADED BOTH ENDS | | | |
| 5 | LTH | 53343 | 1IN X 21FT TBE BLK PIPE THREADED BOTH ENDS | | | |
| 5 | LTH | 53344 | 1-1/4IN X 21FT TBE BLK PIPE THREADED BOTH ENDS | | | |
| 5 | LTH | 53345 | 1-1/2IN X 21FT TBE BLK PIPE THREADED BOTH ENDS | | | |
| 5 | LTH | 53346 | 2IN X 21FT TBE BLK PIPE THREADED BOTH ENDS | | | |

# Pre-Cut Pipe




| STD PKG | U/M | BERCOR NUMBER | DESCRIPTION | PC-1 EACH |
|---|---|---|---|---|
| 1 | EA | 50140 | 1/2X18 BLK NIPPLE | |
| 5 | EA | 50141 | 1/2X24 BLK NIPPLE | |
| 1 | EA | 50142 | 1/2X30 BLK NIPPLE | |
| 5 | EA | 50143 | 1/2X36 BLK NIPPLE | |
| 1 | EA | 50144 | 1/2X48 BLK NIPPLE | |
| 5 | EA | 50145 | 1/2X60 BLK NIPPLE | |
| 1 | EA | 50146 | 3/4X18 BLK NIPPLE | |
| 10 | EA | 50147 | 3/4X24 BLK NIPPLE | |
| 10 | EA | 50148 | 3/4X30 BLK NIPPLE | |
| 1 | EA | 50149 | 3/4X36 BLK NIPPLE | |
| 1 | EA | 50150 | 3/4X48 BLK NIPPLE | |
| 1 | EA | 50151 | 3/4X60 BLK NIPPLE | |

# Standard Black Welded Steel Nipples



## 1/2 Inch

| STD PKG | U/M | BERCOR NUMBER | DESCRIPTION | PC-1 L/CTN | PC-2 F/CTN |
|---|---|---|---|---|---|
| 25 | EA | 50166 | 1/2 X CLO BLK NIPPLE | | |
| 25 | EA | 50167 | 1/2X1 1/2 BLK NIPPLE | | |
| 25 | EA | 50168 | 1/2X2 BLK NIPPLE | | |
| 25 | EA | 50169 | 1/2X2 1/2 BLK NIPPLE | | |
| 25 | EA | 50170 | 1/2X3 BLK NIPPLE | | |
| 25 | EA | 50171 | 1/2X3 1/2 BLK NIPPLE | | |
| 25 | EA | 50172 | 1/2X4 BLK NIPPLE | | |
| 25 | EA | 50173 | 1/2X4 1/2 BLK NIPPLE | | |
| 25 | EA | 50174 | 1/2X5 BLK NIPPLE | | |
| 25 | EA | 50175 | 1/2X5 1/2 BLK NIPPLE | | |
| 25 | EA | 50176 | 1/2X6 BLK NIPPLE | | |
| 25 | EA | 50156 | 1/2X8 BLK NIPPLE | | |
| 25 | EA | 50155 | 1/2X10 BLK NIPPLE | | |
| 25 | EA | 50177 | 1/2X12 BLK NIPPLE | | |

## 3/4 Inch

| | | | | | |
|---|---|---|---|---|---|
| 25 | EA | 50187 | 3/4 X CLO BLK NIPPLE | | |
| 25 | EA | 50188 | 3/4X1 1/2 BLK NIPPLE | | |
| 25 | EA | 50189 | 3/4X2 BLK NIPPLE | | |
| 25 | EA | 50190 | 3/4X2 1/2 BLK NIPPLE | | |
| 25 | EA | 50191 | 3/4X3 BLK NIPPLE | | |
| 25 | EA | 50192 | 3/4X3 1/2 BLK NIPPLE | | |
| 25 | EA | 50193 | 3/4X4 BLK NIPPLE | | |
| 20 | EA | 50194 | 3/4X4 1/2 BLK NIPPLE | | |
| 25 | EA | 50195 | 3/4X5 BLK NIPPLE | | |
| 25 | EA | 50196 | 3/4X5 1/2 BLK NIPPLE | | |
| 25 | EA | 50197 | 3/4X6 BLK NIPPLE | | |
| 25 | EA | 50158 | 3/4X8 BLK NIPPLE | | |
| 25 | EA | 50157 | 3/4X10 BLK NIPPLE | | |
| 25 | EA | 50198 | 3/4X12 BLK NIPPLE | | |

## 1 Inch

| | | | | | |
|---|---|---|---|---|---|
| 10 | EA | 50208 | 1 X CLO BLK NIPPLE | | |
| 10 | EA | 50209 | 1X2 BLK NIPPLE | | |
| 10 | EA | 50210 | 1X2 1/2 BLK NIPPLE | | |
| 25 | EA | 50211 | 1X3 BLK NIPPLE | | |
| 25 | EA | 50212 | 1X3 1/2 BLK NIPPLE | | |
| 30 | EA | 50213 | 1X4 BLK NIPPLE | | |
| 10 | EA | 50214 | 1X4 1/2 BLK NIPPLE | | |
| 10 | EA | 50215 | 1X5 BLK NIPPLE | | |
| 25 | EA | 50216 | 1X5 1/2 BLK NIPPLE | | |
| 25 | EA | 50217 | 1X6 BLK NIPPLE | | |
| 10 | EA | 50218 | 1X7 BLK NIPPLE | | |
| 30 | EA | 50222 | 1X12 BLK NIPPLE | | |
| 3 | EA | 50230 | 1X24 BLK NIPPLE | | |

## 1-1/4 Inch

| | | | | | |
|---|---|---|---|---|---|
| 25 | EA | 50237 | 1 1/4X CLO BLK NIPPLE | | |
| 25 | EA | 50238 | 1 1/4X2 BLK NIPPLE | | |
| 25 | EA | 50239 | 1 1/4X2 1/2 BLK NIPPLE | | |
| 25 | EA | 50240 | 1 1/4X3 BLK NIPPLE | | |
| 25 | EA | 50241 | 1 1/4X3 1/2 BLK NIPPLE | | |
| 25 | EA | 50242 | 1 1/4X4 BLK NIPPLE | | |
| 25 | EA | 50243 | 1 1/4X4 1/2 BLK NIPPLE | | |
| 25 | EA | 50244 | 1 1/4X5 BLK NIPPLE | | |
| 25 | EA | 50246 | 1 1/4X6 BLK NIPPLE | | |
| 10 | EA | 50251 | 1 1/4X12 BLK NIPPLE | | |
| 27 | EA | 50257 | 1 1/4X24 BLK NIPPLE | | |

***Continued from the Previous Page***

### 1-1/2 Inch

| STD PKG | U/M | BERCOR NUMBER | DESCRIPTION | PC-1 L/CTN | PC-2 F/CTN |
|---|---|---|---|---|---|
| 25 | EA | 50263 | 1 1/2 X CLO BLK NIPPLE | | |
| 25 | EA | 50264 | 1 1/2X2 BLK NIPPLE | | |
| 25 | EA | 50265 | 1 1/2X2 1/2 BLK NIPPLE | | |
| 25 | EA | 50266 | 1 1/2X3 BLK NIPPLE | | |
| 25 | EA | 50267 | 1 1/2X3 1/2 BLK NIPPLE | | |
| 25 | EA | 50268 | 1 1/2X4 BLK NIPPLE | | |
| 25 | EA | 50269 | 1 1/2X4 1/2 BLK NIPPLE | | |
| 20 | EA | 50270 | 1 1/2X5 BLK NIPPLE | | |
| 25 | EA | 50271 | 1 1/2X5 1/2 BLK NIPPLE | | |
| 25 | EA | 50272 | 1 1/2X6 BLK NIPPLE | | |
| 25 | EA | 50278 | 1 1/2X10 BLK NIPPLE | | |
| 25 | EA | 50280 | 1 1/2X12 BLK NIPPLE | | |

### 2 Inch

| | | | | | |
|---|---|---|---|---|---|
| 25 | EA | 50286 | 2 X CLO BLK NIPPLE | | |
| 25 | EA | 50288 | 2X2 1/2 BLK NIPPLE | | |
| 25 | EA | 50289 | 2X3 BLK NIPPLE | | |
| 25 | EA | 50290 | 2X3 1/2 BLK NIPPLE | | |
| 4 | EA | 50291 | 2X4 BLK NIPPLE | | |
| 25 | EA | 50292 | 2X4 1/2 BLK NIPPLE | | |
| 3 | EA | 50293 | 2X5 BLK NIPPLE | | |
| 25 | EA | 50294 | 2X5 1/2 BLK NIPPLE | | |
| 25 | EA | 50295 | 2X6 BLK NIPPLE | | |
| 25 | EA | 50301 | 2X12 BLK NIPPLE | | |
| 25 | EA | 50307 | 2X24 BLK NIPPLE | | |

## Black Pipe Nipple Totes

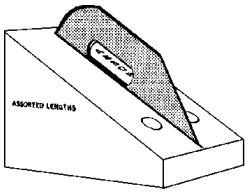


Each tote contains lengths from closed to 6 inches.

| STD PKG | U/M | BERCOR NUMBER | DESCRIPTION | PC-1 L/CTN | PC-2 F/CTN |
|---|---|---|---|---|---|
| 8 | EA | 50136 | 1/2 BLK NIPPLE TOTE | | |
| 6 | EA | 50137 | 3/4 BLK NIPPLE TOTE | | |
| 6 | EA | 50138 | 1 BLK NIPPLE TOTE | | |

## Nipple Caddy



Tray for 1/2" and 3/4" nipples.

| STD PKG | U/M | BERCOR NUMBER | DESCRIPTION | PC-1 EACH |
|---|---|---|---|---|
| 1 | EA | 82257 | MA-T1057 1/2IN & 3/4IN NIPPLE CADDY W/DRAIN HOLES | |

# Southland PIPE • NIPPLES • FITTINGS B•K Black Pipe Fittings

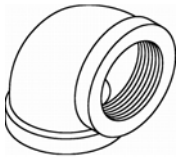
90° Elbow

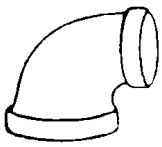
90° Reducing Elbow

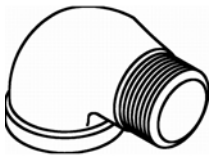
90° Street Elbow


45° Regular Elbow


Tee


Reducing Tee

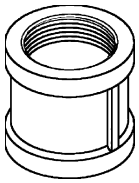
Coupling

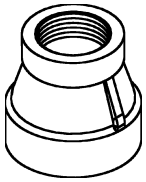
Reducing Coupling

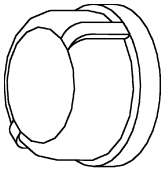
Cap

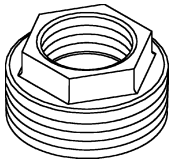
Bushing

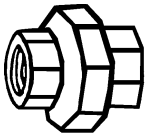
Union

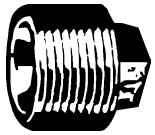
Regular Plugs

**Black and Galvanized Fittings May be Combined to Obtain Quantity Discount**

## 90 Degree Black Regular Elbows

| STD PKG | U/M | BERCOR NUMBER | DESCRIPTION | PC-1 L/CTN | PC-2 F/CTN | PC-3 10 CTNS |
|---|---|---|---|---|---|---|
| 50 | EA | 53591 | 1/2IN 90 DEG BLK REG ELBOW | | | |
| 35 | EA | 53592 | 3/4IN 90 DEG BLK REG ELBOW | | | |
| 20 | EA | 53593 | 1IN 90 DEG BLK REG ELBOW | | | |
| 20 | EA | 53594 | 1-1/4IN 90 DEG BLK REG ELBOW | | | |
| 15 | EA | 53595 | 1-1/2IN 90 DEG BLK REG ELBOW | | | |
| 8 | EA | 53596 | 2IN 90 DEG BLK REG ELBOW | | | |

## 45 Degree Black Regular Elbows

| | | | | | | |
|---|---|---|---|---|---|---|
| 50 | EA | 53560 | 1/2IN 45 DEG BLK REG ELBOW | | | |
| 40 | EA | 53561 | 3/4IN 45 DEG BLK REG ELBOW | | | |
| 20 | EA | 53562 | 1IN 45 DEG BLK REG ELBOW | | | |
| 20 | EA | 53563 | 1-1/4IN 45 DEG BLK REG ELBOW | | | |
| 15 | EA | 53564 | 1-1/2IN 45 DEG BLK REG ELBOW | | | |
| 9 | EA | 53555 | 2IN 45 DEG BLK ELBOW | | | |

## 90 Degree Black Regular Reducing Elbows

| | | | | | | |
|---|---|---|---|---|---|---|
| 40 | EA | 53607 | 3/4X1/2 90 DEG BLK RED ELBOW | | | |
| 30 | EA | 53608 | 1X1/2 90 DEG BLK RED ELBOW | | | |
| 25 | EA | 53609 | 1X3/4 90 DEG BLK RED ELBOW | | | |
| 20 | EA | 53611 | 1-1/4X3/4 90 DEG BLK RED ELBOW | | | |
| 20 | EA | 53612 | 1-1/4X1 90 DEG BLK RED ELBOW | | | |
| 20 | EA | 53614 | 1-1/2X1 90 DEG BLK RED ELBOW | | | |
| 15 | EA | 53613 | 1-1/2X1-1/4 90 DEG BLK RED ELBOW | | | |
| 14 | EA | 53617 | 2X1 90 DEG BLK RED ELBOW | | | |
| 10 | EA | 53616 | 2X1-1/4 90 DEG BLK RED ELBOW | | | |
| 10 | EA | 53615 | 2X1-1/2 90 DEG BLK RED ELBOW | | | |

## 45 Degree Black Street Elbows

| | | | | | | |
|---|---|---|---|---|---|---|
| 40 | EA | 53548 | 1/2 45DEG BLK ST ELBOW | | | |
| 60 | EA | 53554 | 3/4 45DEG BLK ST ELBOW | | | |

## 90 Degree Black Street Elbows

| | | | | | | |
|---|---|---|---|---|---|---|
| 60 | EA | 53575 | 1/2 IN 90 DEG BLK ST ELBOW | | | |
| 35 | EA | 53576 | 3/4 IN 90 DEG BLK ST ELBOW | | | |
| 30 | EA | 53577 | 1 IN 90 DEG BLK ST ELBOW | | | |
| 18 | EA | 53578 | 1-1/4 IN 90 DEG BLK ST ELBOW | | | |
| 18 | EA | 53579 | 1-1/2 IN 90 DEG BLK ST ELBOW | | | |
| 10 | EA | 53580 | 2 IN 90 DEG BLK ST ELBOW | | | |
| 9 | EA | 53581 | 2-1/2IN 90 DEG BLK ST ELBOW | | | |

***Continued on the Following Page***

***Continued from the Previous Page***

## Black Tees

| STD PKG | U/M | BERCOR NUMBER | DESCRIPTION | PC-1 L/CTN | PC-2 F/CTN | PC-3 10 CTNS |
|---|---|---|---|---|---|---|
| 40 | EA | 53676 | 1/2IN BLK TEE | | | |
| 35 | EA | 53677 | 3/4IN BLK TEE | | | |
| 20 | EA | 53678 | 1IN BLK TEE | | | |
| 14 | EA | 53679 | 1-1/4IN BLK TEE | | | |
| 23 | EA | 53680 | 1-1/2IN BLK TEE | | | |
| 5 | EA | 53681 | 2IN BLK TEE | | | |

## Black Reducing Tees

| | | | | | | |
|---|---|---|---|---|---|---|
| 45 | EA | 53635 | 3/4X1/2X1/2 BLK TEE | | | |
| 45 | EA | 53636 | 3/4X3/4X1/2 BLK TEE | | | |
| 25 | EA | 53637 | 3/4X3/4X1 BLK TEE | | | |
| 25 | EA | 53641 | 1X3/4X3/4 BLK TEE | | | |
| 20 | EA | 53638 | 1X1X1/2 BLK TEE | | | |
| 25 | EA | 53639 | 1X1X3/4 BLK TEE | | | |
| 18 | EA | 53644 | 1-1/4X3/4X3/4 BLK TEE | | | |
| 18 | EA | 53647 | 1-1/4X1X3/4 BLK TEE | | | |
| 16 | EA | 53650 | 1-1/4X1-1/4X1/2 BLK TEE | | | |
| 18 | EA | 53651 | 1-1/4X1-1/4X3/4 BLK TEE | | | |
| 20 | EA | 53668 | 1X1/2X1/2 BLK TEE | | | |
| 20 | EA | 53669 | 1X1/2X1 BLK TEE | | | |
| 11 | EA | 53660 | 1-1/2X1-1/4X1-1/4 BLK TEE | | | |
| 15 | EA | 53662 | 1-1/2X1-1/2X1/2 BLK TEE | | | |
| 8 | EA | 53670 | 2X1-1/4X1-1/4 BLK TEE | | | |
| 8 | EA | 53671 | 2X1-1/2X1-1/4 BLK TEE | | | |

## Black Couplings

| | | | | | | |
|---|---|---|---|---|---|---|
| 60 | EA | 53725 | 1/2IN BLK COUPLING | | | |
| 50 | EA | 53726 | 3/4IN BLK COUPLING | | | |
| 25 | EA | 53727 | 1IN BLK COUPLING | | | |
| 32 | EA | 53728 | 1-1/4IN BLK COUPLING | | | |
| 18 | EA | 53729 | 1-1/2IN BLK COUPLING | | | |
| 12 | EA | 53730 | 2IN BLK COUPLING | | | |
| 16 | EA | 53757 | 2-1/2IN BLK COUPLING | | | |
| 12 | EA | 53558 | 3IN BLK COUPLING | | | |

## Black Reducing Couplings

| | | | | | | |
|---|---|---|---|---|---|---|
| 30 | EA | 53741 | 3/8X1/4 BLK RED COUPLING | | | |
| 60 | EA | 53742 | 3/4X1/2 BLK RED COUPLING | | | |
| 30 | EA | 53743 | 1X1/2 BLK RED COUPLING | | | |
| 30 | EA | 53744 | 1X3/4 BLK RED COUPLING | | | |
| 25 | EA | 53745 | 1-1/4X1/2 BLK RED COUPLING | | | |
| 25 | EA | 53746 | 1-1/4X3/4 BLK RED COUPLING | | | |
| 25 | EA | 53747 | 1-1/4X1 BLK RED COUPLING | | | |
| 20 | EA | 53411 | 1-1/2X1/2 BLK RED COUPLING | | | |
| 30 | EA | 53748 | 1-1/2X3/4 BLK RED COUPLING | | | |
| 30 | EA | 53749 | 1-1/2X1 BLK RED COUPLING | | | |
| 25 | EA | 53750 | 1-1/2X1-1/4 BLK RED COUPLING | | | |
| 21 | EA | 53551 | 2X1/2 BLK RED COUPLING | | | |
| 21 | EA | 53552 | 2X3/4 BLK RED COUPLING | | | |
| 14 | EA | 53753 | 2X1 BLK RED COUPLING | | | |
| 14 | EA | 53751 | 2X1-1/4 BLK RED COUPLING | | | |
| 14 | EA | 53752 | 2X1-1/2 BLK RED COUPLING | | | |
| 16 | EA | 53755 | 2-1/2X1-1/2 BLK RED COUPLING | | | |
| 16 | EA | 53756 | 2-1/2X2 BLK RED COUPLING | | | |

## Black Caps

| | | | | | | |
|---|---|---|---|---|---|---|
| 75 | EA | 53767 | 1/2IN BLK CAP | | | |
| 40 | EA | 53768 | 3/4IN BLK CAP | | | |
| 35 | EA | 53769 | 1IN BLK CAP | | | |
| 25 | EA | 53770 | 1-1/4IN BLK CAP | | | |
| 25 | EA | 53547 | 1-1/2IN BLK CAP | | | |
| 18 | EA | 53771 | 2IN BLK CAP | | | |

***Continued on the Following Page***

***Continued from the Previous Page***

## Black Bushings

| STD PKG | U/M | BERCOR NUMBER | DESCRIPTION | PC-1 L/CTN | PC-2 F/CTN | PC-3 10 CTNS |
|---|---|---|---|---|---|---|
| 75 | EA | 53527 | 3/8X1/4 BLK BUSHING | | | |
| 150 | EA | 53526 | 1/2X1/8 BLK BUSHING | | | |
| 100 | EA | 53528 | 1/2X1/4 BLK BUSHING | | | |
| 100 | EA | 53529 | 1/2 X 3/8 BLK BUSHING | | | |
| 50 | EA | 53530 | 3/4X1/8 BLK BUSHING | | | |
| 50 | EA | 53531 | 3/4X3/8 BLK BUSHING | | | |
| 50 | EA | 53532 | 3/4X1/2 BLK BUSHING | | | |
| 50 | EA | 53533 | 1X1/2 BLK BUSHING | | | |
| 50 | EA | 53534 | 1X3/4 BLK BUSHING | | | |
| 30 | EA | 53535 | 1-1/4X1/2 BLK BUSHING | | | |
| 30 | EA | 53536 | 1-1/4X3/4 BLK BUSHING | | | |
| 30 | EA | 53537 | 1-1/4X1 BLK BUSHING | | | |
| 25 | EA | 53413 | 1-1/2X1/2 BLK BUSHING | | | |
| 25 | EA | 53412 | 1-1/2X3/4 BLK BUSHING | | | |
| 25 | EA | 53539 | 1-1/2X1 BLK BUSHING | | | |
| 25 | EA | 53540 | 1-1/2X1-1/4 BLK BUSHING | | | |
| 20 | EA | 53550 | 2X1/2 BLK BUSHING | | | |
| 20 | EA | 53543 | 2X3/4 BLK BUSHING | | | |
| 20 | EA | 53544 | 2X1 BLK BUSHING | | | |
| 20 | EA | 53545 | 2X1-1/4 BLK BUSHING | | | |
| 20 | EA | 53546 | 2X1-1/2 BLK BUSHING | | | |
| 24 | EA | 53587 | 2-1/2X1 BLK BUSHING | | | |
| 28 | EA | 53520 | 2-1/2X1-1/2 BLK BUSHING | | | |
| 24 | EA | 53519 | 2-1/2X2 BLK BUSHING | | | |
| 16 | EA | 53524 | 3X1 BLK BUSHING | | | |
| 16 | EA | 53523 | 3X1-1/2 BLK BUSHING | | | |
| 16 | EA | 53522 | 3X2 BLK BUSHING | | | |
| 16 | EA | 53521 | 3X2-1/2 BLK BUSHING | | | |

## Black Unions

| | | | | | | |
|---|---|---|---|---|---|---|
| 25 | EA | 53708 | 1/2IN BLK UNION | | | |
| 20 | EA | 53709 | 3/4IN BLK UNION | | | |
| 15 | EA | 53710 | 1IN BLK UNION | | | |
| 15 | EA | 53711 | 1-1/4IN BLK UNION | | | |
| 10 | EA | 53712 | 1-1/2IN BLK UNION | | | |
| 6 | EA | 53713 | 2IN BLK UNION | | | |
| 8 | EA | 53714 | 2-1/2IN BLK UNION | | | |
| 5 | EA | 53715 | 3IN BLK UNION | | | |

## Black Regular Plugs

| | | | | | | |
|---|---|---|---|---|---|---|
| 25 | EA | 53692 | 1/2IN BLK REG PLUG | | | |
| 15 | EA | 53693 | 3/4IN BLK REG PLUG | | | |
| 20 | EA | 53694 | 1IN BLK REG PLUG | | | |
| 40 | EA | 53695 | 1-1/4IN BLK REG PLUG | | | |
| 30 | EA | 53696 | 1-1/2IN BLK REG PLUG | | | |
| 30 | EA | 53697 | 2IN BLK REG PLUG | | | |
| 32 | EA | 53698 | 2-1/2IN BLK REG PLUG | | | |
| 24 | EA | 53699 | 3IN BLK REG PLUG | | | |

# Galvanized Nipples

| STD PKG | U/M | BERCOR NUMBER | DESCRIPTION | PC-1 L/CTN | PC-2 F/CTN |
|---|---|---|---|---|---|
| 25 | EA | 50358 | 1/2 X CLO GALV NIPPLE | | |
| 25 | EA | 50359 | 1/2X1 1/2 GALV NIPPLE | | |
| 25 | EA | 50360 | 1/2X2 GALV NIPPLE | | |
| 25 | EA | 50361 | 1/2X2 1/2 GALV NIPPLE | | |
| 25 | EA | 50362 | 1/2X3 GALV NIPPLE | | |
| 25 | EA | 50363 | 1/2X3 1/2 GALV NIPPLE | | |
| 25 | EA | 50364 | 1/2X4 GALV NIPPLE | | |
| 25 | EA | 50365 | 1/2X4 1/2 GALV NIPPLE | | |
| 25 | EA | 50366 | 1/2X5 GALV NIPPLE | | |
| 25 | EA | 50367 | 1/2X5 1/2 GALV NIPPLE | | |
| 25 | EA | 50368 | 1/2X6 GALV NIPPLE | | |
| 25 | EA | 50375 | 3/4 X CLO GALV NIPPLE | | |
| 25 | EA | 50376 | 3/4X1 1/2 GALV NIPPLE | | |
| 25 | EA | 50377 | 3/4X2 GALV NIPPLE | | |
| 25 | EA | 50378 | 3/4X2 1/2 GALV NIPPLE | | |
| 25 | EA | 50379 | 3/4X3 GALV NIPPLE | | |
| 25 | EA | 50380 | 3/4X3 1/2 GALV NIPPLE | | |
| 25 | EA | 50381 | 3/4X4 GALV NIPPLE | | |
| 25 | EA | 50382 | 3/4X4 1/2 GALV NIPPLE | | |
| 25 | EA | 50383 | 3/4X5 GALV NIPPLE | | |
| 25 | EA | 50384 | 3/4X5 1/2 GALV NIPPLE | | |
| 25 | EA | 50385 | 3/4X6 GALV NIPPLE | | |

# Galvanized Steel Nipples In Tote

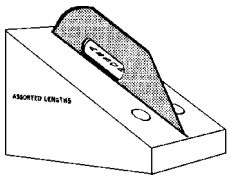

Tote contains lengths from closed to 6 inches.

| Pieces per Carton | STD PKG | U/M | BERCOR NUMBER | DESCRIPTION | PC-1 L/CTN | PC-2 F/CTN |
|---|---|---|---|---|---|---|
| 60 | 6 | EA | 50133 | 3/4IN GALV NIPPLE TOTE | | |

# Southland PIPE • NIPPLES • FITTINGS B•K Galvanized Fittings

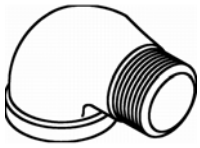

90° Street Elbow

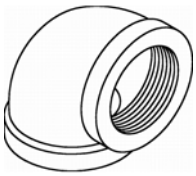

90° Elbow



Tee

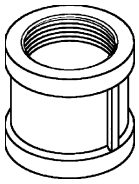

Coupling

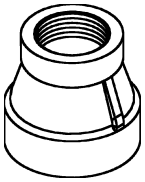

Reducing Coupling

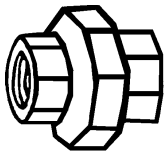

Union

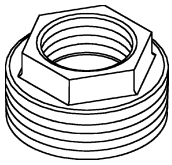

Bushing

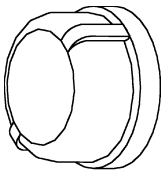

Cap

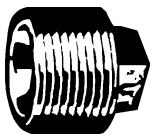

RegularPlugs

## Elbows

| STD OKG | U/M | BERCOR NUMBER | DESCRIPTION | PC-1 L/CTN | PC-2 F/CTN | PC-3 10 CTNS |
|---|---|---|---|---|---|---|
| 60 | EA | 53431 | 1/2IN 90 DEG GALV ST ELBOW | | | |
| 40 | EA | 53553 | 3/4 45DEG GALV ELBOW | | | |
| 35 | EA | 53424 | 3/4IN 90 DEG GALV REG ELBOW | | | |

## Tee

| | | | | | | |
|---|---|---|---|---|---|---|
| 35 | EA | 53440 | 3/4IN GALV TEE | | | |

## Couplings, Unions, and Bushing

| | | | | | | |
|---|---|---|---|---|---|---|
| 60 | EA | 53463 | 1/2IN GALV COUPLING | | | |
| 50 | EA | 53464 | 3/4IN GALV COUPLING | | | |
| 60 | EA | 53477 | 3/4X1/2 GALV RED COUPLING | | | |
| 25 | EA | 53455 | 1/2IN GALV UNION | | | |
| 20 | EA | 53456 | 3/4IN GALV UNION | | | |
| 50 | EA | 53410 | 3/4X1/2 GALV BUSH | | | |

## Caps and Plugs

| | | | | | | |
|---|---|---|---|---|---|---|
| 75 | EA | 53471 | 1/2IN GALV CAP | | | |
| 40 | EA | 53472 | 3/4IN GALV CAP | | | |
| 25 | EA | 53485 | 1/2IN GALV REG PLUG | | | |
| 15 | EA | 53486 | 3/4IN GALV REG PLUG | | | |

# Southland PIPE • NIPPLES • FITTINGS B•K Cast Iron Fittings







## Elbows

| STD PKG | U/M | BERCOR NUMBER | DESCRIPTION | PC-1 L/CTN | PC-2 F/CTN | PC-3 10 CTNS |
|---|---|---|---|---|---|---|
| 10 | EA | 53525 | 2-1/2 CI 90 DEG BLK ELBOW | | | |
| 6 | EA | 53588 | 3IN CI 90 DEG BLK ELBOW | | | |
| 6 | EA | 53566 | 3 X 2IN CI 90 DEG BLK RED ELBOW | | | |

## Tees

| | | | | | | |
|---|---|---|---|---|---|---|
| 9 | EA | 53569 | 2-1/2IN CI BLK TEE | | | |
| 5 | EA | 53570 | 3IN CI BLK TEE | | | |
| 6 | EA | 53573 | 3X2X2IN CI BLK RED TEE | | | |

## Coupling

| | | | | | | |
|---|---|---|---|---|---|---|
| 12 | EA | 53583 | 3X2IN CI BLK RED COUPLING | | | |

## Bridgit Lead Free Solder

### Safe for Drinking Water Systems




- 1/8" 1 lb. spool
- Contains nickel for tremendously strong joints
- No Lead
- No Cadium
- No Toxic Chemicals

| STD PKG | U/M | BERCOR NUMBER | DESCRIPTION | PC-1 1-4 | PC-2 5-9 | PC-3 10 |
|---|---|---|---|---|---|---|
| 1 | EA | 55190 | BRGT61 STAY-SAFE BRIDGIT LF SOLDER 1/8" X 1LB SPOOL | | | |

## 95/5 Tin Antimony Solder

- Well suited for applications where moderately elevated temperature is a factor
- Lead free* for use in potable water systems
- Composition: 95% Tin, 5% Antimony
- Tensile Strength: 5900
- Shear Strength: 6000
- Density: .250
- Temperature: Solid 452° F Liquid 464° F

* Public Safe Drinking Water Act Amendments of 1986. The above amendments were signed into Federal law on 6/19/86, banning the use of all solders containing lead in potable water systems.

**NOTE:** Not recommended for use on brass or HVAC connections

| STD PKG | U/M | BERCOR NUMBER | DESCRIPTION | PC-1 1-4 | PC-2 5-9 |
|---|---|---|---|---|---|
| 1 | EA | 55152 | 95561 95/5 WIRE SOLDER 1/8" X 1LB SPOOL | | |

## 50/50 Tin Lead Solder





- Use to join copper and most copper alloys, lead, nickel alloys, and steel.
- Not to be used with potable water systems.
- Compostion: 50% Tin, 50% Lead
- Tensile Strength: 6000
- Shear Strength: 5200
- Density: .321
- Temperature: Solid 361 Liquid 421

| STD PKG | U/M | BERCOR NUMBER | DESCRIPTION | PC-1 1-9 | PC-2 10 |
|---|---|---|---|---|---|
| 1 | EA | 55139 | 5050TB TRI-BAR 50/50 ROUND SOLDER | | |
| 1 | EA | 55142 | 50501B 1 LB BAR 50/50 SOLDER | | |
| 1 | EA | 55150 | 505061 50/50 WIRE SOLDER 1/8" X 1LB SPOOL | | |

# LA-CO® Flux




95441




95445




95446




95453




95456

### Regular Flux Paste
- Contains no zinc chloride or other heavy metal chloride.
- Non-acid, non-toxic, lead-free.
- Use with Lead-Free, Tin/Silver, plus 40/60, 50/50, 60/40, and 95/5 solders.
- Super detergent action, cleans as it solders.
- For use on copper, galvanized iron, sheet lead, zinc, nickel, tin, silver, mild steel, terne plate, and malleable iron.

### Regular Flux Liquid
- Contains no zinc chloride or other heavy metal chloride.
- Non-acid, non-toxic, lead-free.
- Use with Lead-Free, Tin/Silver, plus 40/60, 50/50, 60/40, and 95/5 solders.
- For high-speed production and mechanized soldering equipment.
- For use on copper, galvanized iron, sheet lead, zinc, nickel, tin, silver, mild steel, terne plate, and malleable iron.

### N-3 Stainless Flux Liquid
- Use with all types of tin/lead solders for swift fluxing action.
- Solders most grades of stainless as well as chrome, copper, and brass.
- Packaged in break-resistant polyethylene bottles.
- Do not use on stainless steel water tubing.

### Aluminum Flux Paste
- Low temperature.
- Solders aluminum at low temperatures.
- Use soldering iron or torch with LA-CO® #60 solder or tin/silver solders at well below the melting temperature of aluminum.
- Also solders, copper, making aluminum to copper assemblies possible.

### Flux-Rite 90® Flux
- Completely water soluble.
- Works with all soft solders including all lead-free solders plus 40/60, 50/50, 60/40, and 95/5 solders.
- Non-toxic, lead-free, non-acid.
- No toxic zinc chloride.
- Use with copper, brass, tin, and steel.

| STD PKG | U/M | BERCOR NUMBER | DESCRIPTION | PC-1 L/CTN | PC-2 F/CTN |
|---|---|---|---|---|---|
| 48 | EA | 54855 | 95441 2 OZ REG SOLDER PASTE FLUX | | |
| 12 | EA | 55120 | 95445 QUART REGULAR FLUX LIQUID | | |
| 24 | EA | 55119 | 95446 PT N-3 FLUX LIQUID | | |
| 24 | EA | 55127 | 95453 4 OZ ALUM FLUX PASTE | | |
| 24 | EA | 55125 | 95456 4OZ FLUX-RITE 90 PASTE FLUX | | |

HERCULES®

## Jel-Flux™




Non-petrolatum gel type soldering flux meets ASTM B-813 for water flushable fluxes. Cleans, fluxes, retards oxide formation while heating, and enhancing solder flow. Jel-Flux is lead-free, self-cleaning, and flows easily to provide quick, complete coverage. It is specially formulated to avoid drips and runs during application. For use on most common metals except aluminum and stainless steels.

| STD PKG | U/M | BERCOR NUMBER | DESCRIPTION | PC-1 L/CTN | PC-2 F/CTN |
|---|---|---|---|---|---|
| 36 | EA | 50712 | 10810 4 OZ JEL-FLUX NON-PETROLATUM GEL TYPE SOLDERING FLUX | | |

# Silver Solder Comparison Chart

| J.W. Harris Co. | AWS | Handy & Harman | United Wire | Composition % | | Temperature | |
|---|---|---|---|---|---|---|---|
| | | | | AG | Cu | Melt | Flow |
| Stay-Silv 15 | B Cup-5 | Sil-Fos | Phoson 15 | 15 | 80 | 1185 | 1300 |
| Stay-Silv 5 | B Cup-3 | Sil-Fos 5 | Phoson 5 | 5 | 88.75 | 1185 | 1300 |
| Brayzon | | | | 1 | 92 | 1190 | 1485 |
| Dynaflow | | | | 6 | 87.9 | 1190 | 1460 |
| Stay-Brite | (SN96) | | | 5 | | 430 | 430 |
| Stay-Brite 8 | QQS-561d | | | 7 | | 430 | 535 |
| Safety-Silv 1375 | BAg-5 | Braze 450 | Sil-45 | 25 | 41 | 1265 | 1400 |
| Safety-Silv 1370 | BAg-5 | Braze DE | | | 30 | 1230 | 1370 |

HARRIS
SOLDERING, BRAZING & WELDING PRODUCTS

## Stay-Silv Silver Solder



Use for copper to copper without flux. For copper to brass use flux. Stay-Silv 15 and Stay-Silv 5 have similar flow point, tensile strength, and ductility. Use economical 5% for close fitted joints, 15% for poorly fitted or large tolerance joints. Stay-Silv 15 may also be used to braze silver, tungsten, and molybdenum, but requires the use of Stay-Silv brazing flux. 15% silver alloy, 1/8" x .050 x 20", 27 sticks per lb. Will not harden or crystallize.

For all silver soldering in 1000° to 1700° F heat range. Packed in plastic containers for safety and convenience.

### Mini-Pak

| STD PKG | U/M | BERCOR NUMBER | DESCRIPTION | PC-1 EACH |
|---|---|---|---|---|
| 4 | EA | 55178 | 1520FMPOP STAY-SILV 15 SOLDER 1/8" X 7 STICK MINI-PAK | |

### 1 Lb. Packages

| STD PKG | U/M | BERCOR NUMBER | DESCRIPTION | PC-1 1-4 | PC-2 5-9 | PC-3 10 |
|---|---|---|---|---|---|---|
| 1 | PKG | 55183 | 15620F1 STAY-SILV 15 SOLDER 1LB 1/8" X 28 STICK TUBE | | | |
| 1 | PKG | 55186 | 5620F1 STAY-SILV 5 SOLDER 1LB 1/8" X 28 STICK TUBE | | | |

### 5 Lb. Packages

| | | | | | | |
|---|---|---|---|---|---|---|
| 1 | PKG | 55184 | 15620F5 STAY-SILV 15 SOLDER 5LB 1/8" X 20 STICK TUBE | | | |

HARRIS
SOLDERING, BRAZING & WELDING PRODUCTS

## Stay-Silv Brazing Flux




For use with all silver brazing alloys on all metals other than aluminum, magnesium, or titanium. Effective to 1600° F. Meets Fed. Spec. of 499C, Type-B. AWS 3A, AMS 3410, MIL 51F4A. Brush cap dispenser.

| STD PKG | U/M | BERCOR NUMBER | DESCRIPTION | PC-1 L/CTN | PC-2 F/CTN |
|---|---|---|---|---|---|
| 24 | EA | 55195 | SSWF7 STAY-SILV WHITE FLUX 6.5 OZ BOTTLE | | |

# Stay-Brite Silver Solder



### Stay-Brite
Has the same ability as Stay-Silv to bond with ferrous and non-ferrous alloys (SST, nickel, copper, and brass). Highly recommended for close fitting joints due to flow characteristics.

### Stay-Brite 8
Has the same characteristics as Stay-Brite but a greater silver content. It gives a plastic range from 430° to 535° that allows its use in loose joints or fill-up connections.

| STD PKG | U/M | BERCOR NUMBER | DESCRIPTION | PC-1 1-4 | PC-2 5-9 | PC-3 10 |
|---|---|---|---|---|---|---|
| 1 | EA | 55177 | SB31 STAY BRITE 1/16" X 1LB SPOOL | | | |
| 1 | EA | 55176 | SB61 STAY BRITE 1/8" X 1LB SPOOL | | | |
| 1 | EA | 55175 | SB831 STAY BRITE 8 SOLDER LEAD FREE 1/16 X 1LB SPOOL | | | |
| 1 | EA | 55174 | SB861 STAY BRITE 8 SOLDER LEAD FREE 1/8" X 1LB SPOOL | | | |

# Stay-Clean Soldering Flux




For virtually all metals other than aluminum, magnesium, or titanium. Use with Stay-Brite solders, also solder 500, practically any other solder liquids below 700° F. Meets Fed. Spec. of 506B, type I, Form B.

| STD PKG | U/M | BERCOR NUMBER | DESCRIPTION | PC-1 L/CTN | PC-2 F/CTN |
|---|---|---|---|---|---|
| 48 | EA | 55179 | SCLF4 STAY-CLEAN LIQUID FLUX 4 OZ JAR | | |
| 24 | EA | 55180 | SCLF16 STAY-CLEAN LIQUID FLUX 16 OZ JAR | | |
| 24 | EA | 55185 | SCPF4 STAY CLEAN PASTE FLUX 4 OZ JAR | | |

# Dynaflow Silver Solder



Dynaflow melts, flows, and fills like a 15% silver alloy. Dynaflow was formulated to extremely exacting tolerances of copper, phosphorus, and silver, resulting in a quality brazing alloy that mirrors the performance characteristics of a 15% silver alloy, yet costs less than half as much. Flux not required for copper, when required use Stay-Silv white brazing flux on applications requiring normal heat.

| STD PKG | U/M | BERCOR NUMBER | DESCRIPTION | PC-1 1-4 | PC-2 5-9 | PC-3 10 |
|---|---|---|---|---|---|---|
| 1 | PKG | 55189 | D620F1 DYNAFLOW BRAZING FLUX 1LB 1/8" X 28 STICK TUBE | | | |

# Safety-Silv Solder
## Cadmium Free: Required When Brazing Around Food




This filler metal offers good joint strength and ductility at a somewhat higher temperature. The plastic range is an advantage when filling loose connections.
Melts: 1230° F. Flows: 1370° F.

| STD PKG | U/M | BERCOR NUMBER | DESCRIPTION | PC-1 1-4 | PC-2 5-9 | PC-3 10 |
|---|---|---|---|---|---|---|
| 1 | PKG | 55192 | 4531 SAFETY-SILV 45% SOLDER 1/16" X 1 TROY OZ PER PKG | | | |
| 1 | PKG | 55193 | 4535 SAFETY-SILV 45% SOLDER 1/16" X 5 TROY OZ PER PKG | | | |
| 4 | EA | 55197 | 45F318MPOP SF45 FC 45% SOLDER 1/16X18 3 STICK MINI-PAK | | | |

# Blockade® and BlockadeFC Brazing Alloys

## Silicon/Tin Alloyed Brazing Metal for Brass, Copper, or Bronze




- Easily forms a large cap or shoulder at the braze connection.
- Highly visible silver-gray cap (fillet) allows quick, accurat visual confirmation of a leak-free seal.
- Improved ductility over BCuP-2 (non-silver bearing) alloys.
- Significant reduction in brazing temperature over other BCuP alloys.

**Blockade**
Bare rod. No flux required with copper.
With brass or bronze use Blockade FC or StaySilv® white or black flux.

**BlockadeFC**
Flux-coated rod. No flux required with copper, brass, or bronze.

| STD PKG | U/M | BERCOR NUMBER | DESCRIPTION | PC-1 EACH |
|---|---|---|---|---|
| 1 | PKG | 55187 | BK220R1 BLOCKADE SILICON BRAZING 2MM X 20 STICK TUBE | |
| 1 | PKG | 55198 | BKFC2500R1 BLOCKADE SILICON BRAZING 2MM X 20 STICK TUBE W/FLUX | |

# Abrasive Cloth

- **SC-10**: 120 grit abrasive cloth
- **SCM-5**: 180 grit open mesh sand screen cloth



SC-10 SCM-5

| STD PKG | U/M | BERCOR NUMBER | DESCRIPTION | PC-1 EACH |
|---|---|---|---|---|
| 24 | EA | 54633 | SC-10 10YD ROLL SANDCLOTH | |
| 12 | EA | 54632 | SCM-5 5YD ROLL MESH CLOTH | |

# Flux Brush



| STD PKG | U/M | BERCOR NUMBER | DESCRIPTION | PC-1 L/CTN | PC-2 F/CTN |
|---|---|---|---|---|---|
| 144 | EA | 55134 | C33808-CTN 1/2" FLUX BRUSH | | |

# Red Epoxy




- Heat cured, 2-part epoxy kit.
- Exhibits a color change when cured (turns gold).
- May be cured with a hot air gun or open flame in minutes.
- -100° F to 300° F, (-73° C) to (149° C).
- Working pressure in excess of 3000 PSI.
- Tensile Strength: 6000 PSI.
- Works on vertical surfaces.
- Pressure tested to 3000 PSI.
- Simple, quick mixing and application.
- Oil, gas, fuel and solvent resistant.
- Equipment is serviceable immediately.

| STD PKG | U/M | BERCOR NUMBER | DESCRIPTION | PC-1 EACH |
|---|---|---|---|---|
| 1 | EA | 94878 | HS12001 RED EPOXY | |

## Viper Wet Rag Heat Blocking Putty




Viper Wet Rag is a reusable heat blocking putty that keeps piping and sensitive components cooler than a traditional wet rag during brazing, soldering or welding. Blocks both direct and conductive heat transfer. Simply apply, remove and reuse. Good for up to 40 uses.

| STD PKG | U/M | BERCOR NUMBER | DESCRIPTION | PC-1 EACH |
|---|---|---|---|---|
| 12 | EA | 95505 | RT400P WET RAG HEAT BLOCKING PUTTY | |

## Heat-Seal Stik




This is an epoxy stick that does not require mixing and is easy to use. Simply touch stick to heated surface. Melts and cures in one operation; works in 90 seconds. Repairs holes on aluminum, metals, glass, ceramics. Cured repair is resistant to refrigerants, oils, and water. Holds pressure to 450 psi.

| STD PKG | U/M | BERCOR NUMBER | DESCRIPTION | PC-1 L/CTN | PC-2 F/CTN |
|---|---|---|---|---|---|
| 12 | EA | 54856 | 95430 3/8 OZ CARDED HEAT SEAL STICK | | |

## Bloc-It Absorbing Paste




Effectively absorbs surface heat. Protects adjoining surfaces that may be damaged by excessive heat. Safe to use: non-toxic, no asbestos, harmless to skin, and odorless. Apply directly to surface from tube. Wipe-off with cloth or wash with water. Leaves no stains. During brazing or welding Bloc-It protects rubber and plastic components in valves; protects painted or finished surfaces; and prevents distortion to light gauge metals.

| STD PKG | U/M | BERCOR NUMBER | DESCRIPTION | PC-1 L/CTN | PC-2 F/CTN |
|---|---|---|---|---|---|
| 24 | EA | 55115 | 95455 10OZ BLOC-IT HEAT ABS PASTE | | |

## Thermo-Trap®




Thermo-Trap is a heat sink that has an extremely high capacity for absorbing heat. Use Thermo-Trap to:

- Apply to copper, steel or other pipe surfaces before welding, brazing or soldering to protect nearby sensitive controls or components.
- Protect adjacent surface areas from over-heating or damage prior to welding, brazing or soldering.
- Cool down heated surfaces.
- Prevent fires in adjacent areas when welding, brazing or soldering.

| STD PKG | U/M | BERCOR NUMBER | DESCRIPTION | PC-1 L/CTN | PC-2 F/CTN |
|---|---|---|---|---|---|
| 12 | EA | 95970 | 4371-36 11 OZ TUBE THERMO-TRAP PASTE | | |
| 6 | EA | 96003 | 4371-32 1 QT 32 OZ SPRAY BOTTLE THERMO-TRAP GEL | | |

## Heat Shield—Pad



- For soldering and brazing
- For temperatures up to 2500° F
- 9" x 12" x 1/2"

| STD PKG | U/M | BERCOR NUMBER | DESCRIPTION | PC-1 EACH |
|---|---|---|---|---|
| 10 | EA | 80728 | 78931 9112 SOLDER HEAT SHIELD | |

## TurboTorch® Heat Shield—Cloth




- Durable fabric heat shield is manufactured with PyroSil™, an effective shield against thermal radiation.
- Ideal for brazing, soldering, or welding.
- Features a center cut design making it easy to place around a pipe.
- 8" x 12"

| STD PKG | U/M | BERCOR NUMBER | DESCRIPTION | PC-1 EACH |
|---|---|---|---|---|
| 1 | EA | 82358 | PL-812 8"X12" TORCH SHIELD | |

# Nu-Calgon Quick-Seal™ Pipe Repair Kit



- Quick Seal is a fast, easy, durable and cost effective pipe repair system.
- Hardens in minutes.
- Bonds to any pipe material.
- Suitable for refrigerant lines.
- Repairs T-joints and elbow joints.
- Safe for drinking water.

| STD PKG | U/M | BERCOR NUMBER | DESCRIPTION | PC-1 L/CTN | PC-2 F/CTN |
|---|---|---|---|---|---|
| 6 | EA | 95971 | 4299-10 2IN X 3FT QUICK SEAL PIPE REPAIR | | |

# Copper Access Valves

## 1/4 Inch



A31002–A31006

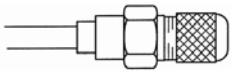

A31011



A31134



A31199–A31204

### Copper Tube Extensions

| STD PKG | U/M | BERCOR NUMBER | DESCRIPTION | PC-1 EACH |
|---|---|---|---|---|
| 5 | PKG | 55803 | A31002 1/8 IN FTG 5/PKG | |
| 5 | PKG | 55809 | A31003 3/16 IN FTG 5/PKG | |
| 3 | PKG | 55794 | A31011 3/16-1/4&3/8 FTG 3/PKG | |
| 5 | PKG | 55810 | A31004 1/4 IN FTG 5/PKG | |
| 5 | PKG | 55793 | A31005 5/16 IN FTG 5/PKG | |
| 5 | PKG | 55813 | A31006 3/8 IN FTG 5/PKG | |

### Copper Braze Tees

| | | | | |
|---|---|---|---|---|
| 3 | PKG | 55806 | A31134 1/4 IN TEE 3/PKG | |
| 1 | BOX | 55824 | A31134-100 1/4 IN TEE 100/PKG | |
| 3 | PKG | 55807 | A31135 5/16 IN TEE 3/PKG | |
| 3 | PKG | 55808 | A31136 3/8 IN TEE 3/PKG | |
| 1 | PKG | 55819 | A31140 5/8 IN TEE 1/PKG | |
| 1 | PKG | 55820 | A31142 3/4 IN TEE 1/PKG | |
| 1 | PKG | 55821 | A31144 7/8 IN TEE 1/PKG | |

### Copper Access Unions

| | | | | |
|---|---|---|---|---|
| 2 | PKG | 55842 | A31199 1/4X1/4 ACCESS UNION 2/PKG | |
| 2 | PKG | 55843 | A31200 3/8X3/8 ACCESS UNION 2/PKG | |
| 2 | PKG | 55844 | A31201 1/2X1/2 ACCESS UNION 2/PKG | |
| 2 | PKG | 55845 | A31202 5/8X5/8 ACCESS UNION 2/PKG | |
| 2 | PKG | 55847 | A31204 7/8X7/8 ACCESS UNION 2/PKG | |

# Brass Access Valves

## 1/4 Inch



A31722, A1726



A31720



A31729



A31514



A31482, A31484



A31424



A31851, A31864



A31852

### Brass Bodies—Straight

| STD PKG | U/M | BERCOR NUMBER | DESCRIPTION | PC-1 EACH |
|---|---|---|---|---|
| 3 | PKG | 55799 | A31722 1/8-1/4 IN FTG 3/PKG | |
| 3 | PKG | 55805 | A31726 3/8 IN FTG 3/PKG | |

### Brass Bodies—Multi-step

| | | | | |
|---|---|---|---|---|
| 5 | PKG | 55802 | A31720 3/16 IN FTG 5/PKG | |
| 3 | PKG | 55812 | A31729 3/16-1/2 IN FTG 3/PKG | |

### MPT Connections

| | | | | |
|---|---|---|---|---|
| 3 | PKG | 55798 | A31514 1/4 IN RUN 3/PKG | |
| 5 | PKG | 55815 | A31482 1/8 IN UNION 5/PKG | |
| 5 | PKG | 55816 | A31484 1/4 IN UNION 5/PKG | |

### Flared Tube Connections

| | | | | |
|---|---|---|---|---|
| 3 | PKG | 55795 | A31424 1/4 IN UNION W/FL NUT 3/PKG | |

### Swivel Flare Connection

| | | | | |
|---|---|---|---|---|
| 3 | PKG | 55817 | A31851 1/4 IN SWIVEL TEE 3/PKG | |
| 3 | PKG | 55818 | A31852 1/4 IN SWIVEL TEE 3/PKG | |
| 3 | PKG | 55800 | A31864 1/4 IN SWIVEL NUT 3/PKG | |

# Access Valve Caps and Couplers


A31986


NFT5


A33000


A31656, A31665


A34000


QC-E4


QC-S4B


QC-S5

### Seal Cap—Wrench Style

| STD PKG | U/M | BERCOR NUMBER | DESCRIPTION | PC-1 EACH |
|---|---|---|---|---|
| 5 | PKG | 55814 | A31986 1/4" WRENCH STYLE SEAL CAP 5/PKG | |

### Quick Seal O-Ring Caps

| | | | | |
|---|---|---|---|---|
| 10 | PKG | 54799 | NFT5-4 1/4" QUICK SEAL CAP 10/PKG | |
| 3 | PKG | 54800 | NFT5-6 3/8" QUICK SEAL CAP 3/PKG | |

### Back Seating Control Valve

| | | | | |
|---|---|---|---|---|
| 1 | EA | 55780 | A33000 1/4 IN ACCESS SERVICE VALVE | |

### Couplers

| | | | | |
|---|---|---|---|---|
| 1 | PKG | 55831 | A31656 1/4" SAE MALE X 5/16" SAE FEMALE ADAPTER | |
| 1 | PKG | 55832 | A31665 5/16" SAE MALE X 1/4" SAE FEMALE ADAPTER | |
| 1 | EA | 55823 | A34000 1/4" QUICK COUPLER ACCESS TEE | |
| 1 | EA | 54798 | QC-E4 ELBOW COUPLING | |
| 1 | EA | 54801 | QC-S4B QUICK COUPLER ACCESS VALVE | |
| 1 | EA | 54796 | QC-S5 STRAIGHT QUICK COUPLER | |

# Access Valve Tools


A32004


A32008


A32525N

### A32004 Valve Core Tool

- Valve core remover
- 1/4"
- With hollow handle for storing extra valve cores

### A32008 Valve Core Torque Tool

- Automatically sets proper torque to 5 in./lbs
- Eliminates guess work which results in under and over torquing
- Works with all Schrader valve cores

### A3252N Core Remover with Port

- Valve core remover with port
- 1/4"
- Valve core can be removed and replaced without losing system charge
- Storage area houses spare valve cores

| STD PKG | U/M | BERCOR NUMBER | DESCRIPTION | PC-1 EACH |
|---|---|---|---|---|
| 5 | EA | 83065 | A32004 VALVE CORE TOOL | |
| 12 | EA | 83173 | A32008-BX VALVE CORE TORQUE TOOL | |
| 1 | EA | 54806 | A32525N 1/4 IN VALVE CORE REMOVER TOOL W/PORT | |

# Access Core and Piercing Valve



### Access Core
Steel pin with core, penetrates line and is locked into valve body in one operation, simply by tightening cap.

### Piercing Valve
A copper to copper brazed line tap valve. The saddle is soldered to high or low side system tubing. The valve is then screwed into saddle to pierce the line giving access to the system through a standard access valve core. Furnished complete with 1/4" quick seal cap.

| STD PKG | U/M | BERCOR NUMBER | DESCRIPTION | PC-1 EACH |
|---|---|---|---|---|
| 1 | PKG | 93602 | CD5514 1/4IN PIERCE VLV 6/PKG | |
| 1 | PKG | 93603 | CD5516 5/16IN PIERCE VLV 6/PKG | |
| 1 | PKG | 93605 | CD5538 3/8IN PIERCE VLV 6/PKG | |
| 1 | PKG | 93601 | CD5512 1/2IN PIERCE VLV 4/PKG | |
| 1 | PKG | 93606 | CD5558 5/8IN PIERCE VLV 3/PKG | |
| 1 | PKG | 93604 | CD5534 3/4IN PIERCE VLV 2/PKG | |
| 6 | PKG | 93610 | CD4460/6 ACCESS CORE 6/PKG | |

# Access Core Tools




CD3930



CD4311



CD5050

### CD3930 Core Removal Tool
Ball valve core removal tool for use on 1/4" flare access fitting. Has 1/4" male side port for attaching hose or gauge.

### CD4311 "FasTap" Piercing Pliers
Clamp on and pierce tubing from 1/4" to 7/8". Self-sharpening piercing tip.

### CD5050 Thumbscrew Core Depressor
For 1/4" male flare.

| STD PKG | U/M | BERCOR NUMBER | DESCRIPTION | PC-1 EACH |
|---|---|---|---|---|
| 1 | EA | 93611 | CD3930 CORE REMOVAL TOOL (BALL VALVE) | |
| 1 | EA | 93613 | CD4311 "FASTAP" TUBE PIERCING PLIERS | |
| 1 | EA | 93608 | CD5050 THUMBSCREW CORE DEP | |

# Access Core Gripper



- Just push in the base to extend four gripper fingers and the spring release core remover to take out and hold on to valve cores
- Also works on broken cores

| STD PKG | U/M | BERCOR NUMBER | DESCRIPTION | PC-1 EACH |
|---|---|---|---|---|
| 1 | EA | 81292 | CGR10 CORE GRIPPER | |

## Bullet Piercing Valves



Taps water, gas, steam or air line in two minutes with no shut down! Install on the high side as a permanent valve on the job. Install on round suction lines or uneven tubing. The patented valve gasket application provides 50 times more sealing than "O" ring types.

| STD PKG | U/M | BERCOR NUMBER | DESCRIPTION | PC-1 EACH |
|---|---|---|---|---|
| 1 | EA | 94858 | BPV36 3/16IN VALVE | |
| 1 | EA | 94859 | BPV14 1/4IN VALVE | |
| 12 | EA | 94860 | BPV56 5/16IN VALVE | |
| 1 | EA | 94861 | BPV38 3/8IN VALVE | |
| 8 | EA | 94862 | BPV21 2IN1 1-1/2-5/8 VALVE | |
| 8 | EA | 94863 | BPV12 1/2IN VALVE | |
| 8 | EA | 94864 | BPV58 5/8IN VALVE | |
| 1 | EA | 94865 | BPV34 3/4IN VALVE | |
| 1 | EA | 94866 | BPV78 7/8IN VALVE | |
| 12 | EA | 94870 | BPV31 3IN1 1/4-5/16-3/8 VALVE | |

## MAC Line Piercing Valves



Install valve. Connect charging hose. Service. That's all there is to it! MAC features uniport; one connection for both piercing and servicing. Sealed with refrigerant resistant "O" rings. Needle automatically back-seats after servicing, leaving line free of restriction. Connect to tubing with 2 socket-head screws. (Hex wrench is included with each valve.) Needle depressor is inserted into head of needle. Wing cap is turned down easily by hand until line is pierced. Wing cap is removed and system may be serviced with any charging hose with built-in depressor. When hose is removed, spring loaded needle back-seats forming a leak proof seal. Needle depressor is discarded and wing cap forms extra precautionary seal.

| STD PKG | U/M | BERCOR NUMBER | DESCRIPTION | PC-1 L/CTN | PC-2 F/CTN |
|---|---|---|---|---|---|
| 36 | EA | 95232 | QTM-1 1/4,5/16,3/8IN OD LINE TAP VALVE | | |
| 36 | EA | 95233 | QTM-2 1/2,5/8IN OD LINE TAP VALVE | | |

## N-Take 2 Alternate Combustion Inlet




Install the N-Take 2 within the draft induction supply line between the outdoor intake and the furnace. When a blocked intake would normally result in a "no heat call" and a furnace shutdown, the N-Take 2 opens due to a slight vacuum inside the pipe

- Installs in mintues on either existing or new installations
- Automatically closes when intake is cleared

**NOTE:** For use as an alternate inlet only. Not to be used as a primary combustion inlet.

| STD PKG | U/M | BERCOR NUMBER | DESCRIPTION | PC-1 EACH |
|---|---|---|---|---|
| 1 | EA | 81279 | NT02 N-TAKE-2 | |

Genova PRODUCTS

# PVC Drain-Waste-Vent Pipe and Fittings

## for AFUE 90+ Furnaces


Hub x Hub 90° Extra


Spigot x Hub 90°


22-1/2° Elbow


45° Elbow


45° Street Elbow


Tee

### Vent Pipe-DWV PVC Pipe

| STD PKG | U/M | BERCOR NUMBER | DESCRIPTION | PC-1 10-99 | PC-2 100-499 | PC-3 500 |
|---|---|---|---|---|---|---|
| 1400 | FT | 57004 | 70021-N 2X10 DWV PIPE(SCH.40) | | | |
| 750 | FT | 57006 | 70031-N 3X10 DWV PIPE(SCH.40) | | | |
| 1500 | FT | 57007 | 310257 2 1/2X10 PVC PIPE(SCH.40) | | | |
| 540 | FT | 57180 | 70041N 4X10 DWV PIPE | | | |

### Vent Pipe-DWV Cellular Core

| | | | | | | |
|---|---|---|---|---|---|---|
| 1400 | FT | 57002 | 70021F 2X10 DWV-CELLULAR CORE PIPE(SCH.40) | | | |
| 750 | FT | 57003 | 70031F 3X10 DWV-CELLULAR CORE PIPE(SCH.40) | | | |

**NOTE**: Only for use with non-pressurized applications. Approved for furnace venting only.

### 2 Inch Fittings

| STD PKG | U/M | BERCOR NUMBER | DESCRIPTION | PC-1 L/CTN | PC-2 F/CTN | PC-3 10 CTNS |
|---|---|---|---|---|---|---|
| 20 | EA | 57164 | 73620 2IN PVC DWV 45 EL (HUBXHUB) | | | |
| 20 | EA | 57174 | 72720 2IN PVC DWV 45 ST EL(HUBXSPG) | | | |
| 20 | EA | 57150 | 73820 2IN PVC DWV LONG 90 EL (HUBXHUB) | | | |
| 20 | EA | 57295 | 70820 2IN PVC DWV 22 1/2 EL(HUBXHUB) | | | |
| 20 | EA | 57296 | 75820 2IN PVC DWV 22 1/2 EL(HUBXSPG) | | | |
| 20 | EA | 57155 | 72926 2IN PVC DWV 90 ST EL (HUBXSPG) | | | |
| 20 | EA | 57130 | 71120 2IN PVC DWV TEE (HUBXHUBXHUB) | | | |
| 10 | EA | 57161 | 30320 2IN PVC FEMALE ADAPTER (SLPXFIP) | | | |
| 10 | EA | 57162 | 30420 2IN PVC MALE ADAPTER (SLPXMIP) | | | |
| 20 | EA | 57290 | 70121 2X1 1/2 PVC DWV RED (HUBXHUB) | | | |
| 20 | EA | 57294 | 70132 2X3 PVC DWV RED (HUBXHUB) | | | |
| 10 | EA | 57525 | 30120 2IN PVC COUPLING (SLPXSLP) | | | |

### 2-1/2 Inch Fittings

| | | | | | | |
|---|---|---|---|---|---|---|
| 10 | EA | 54076 | 30790 2-1/2IN(NOT FOR VENTING) PVC 90 EL(SLPXSLP) | | | |
| 10 | EA | 54077 | 30292 2-1/2X2IN PVC RED BUSH (SPGXSLP) | | | |
| 10 | EA | 57565 | 30690 2 1/2 PVC 45 EL(SLPXSLP) | | | |
| 10 | EA | 57585 | 30190 2 1/2 PVC CPLG (SLPXSLP) | | | |

**Note** For 2-1/2 inch venting it is recommended that two 45° elbows be used in place of one 90° elbow due to the sharp radius of the 90° elbow.

### 3 Inch Fittings

| | | | | | | |
|---|---|---|---|---|---|---|
| 20 | EA | 57166 | 70630 3IN PVC DWV 45 EL (HUBXHUB) | | | |
| 20 | EA | 57175 | 72730 3IN PVC DWV 45 ST EL (HUBXSPG) | | | |
| 20 | EA | 57156 | 72936 3IN PVC DWV 90 ST EL (HUBXSPG) | | | |
| 20 | EA | 57171 | 70830 3IN PVC DWV 22 1/2 EL (HUBXHUB) | | | |
| 20 | EA | 57172 | 75830 3IN PVC DWV 22 1/2 EL (HUBXSPG) | | | |
| 20 | EA | 57131 | 71130 3IN PVC DWV TEE (HUBXHUBXHUB) | | | |
| 10 | EA | 54051 | 30239 3X2-1/2 PVC RED BUSH(SPGXSLP) | | | |
| 20 | EA | 57151 | 73830 3IN PVC DWV LONG 90 EL(HUBXHUB) | | | |
| 10 | EA | 57526 | 30130 3IN PVC COUPLING (SLPXSLP) | | | |

### 4 Inch Fittings

| | | | | | | |
|---|---|---|---|---|---|---|
| 10 | EA | 57178 | 70640 4IN PVC DWV 45 EL (HUBXHUB) | | | |
| 10 | EA | 57179 | 72740 4IN PVC DWV 45 ST EL (HUBXSPG) | | | |
| 10 | EA | 57176 | 73840 4IN PVC DWV LONG 90 EL (HUBXHUB) | | | |
| 10 | EA | 57177 | 72946 4IN PVC DWV 90 ST EL | | | |
| 5 | EA | 57181 | 30140 4IN PVC COUPLING (SLPXSLP) | | | |
| 20 | EA | 57182 | 70143 4"X3" PVC RED CPLG (HUBXHUB) | | | |
| 10 | EA | 57132 | 71140 4IN PVC DWV TEE (HUBXHUBXHUB) | | | |

# PVC Pipe and Fittings


90° Elbow


45° Elbow


Coupling

- For use in cold water applications only
- For condensate drain lines
- Fittings meet ASTM-D2466
- Use only Teflon paste or tape on threads
- Arctic Weld for use in freezing temperatures


Pipe

## 1/2 Inch Pipe

| STD PKG | U/M | BERCOR NUMBER | DESCRIPTION | PC-1 1-99 | PC-2 100-499 | PC-3 500 |
|---|---|---|---|---|---|---|
| 100 | FT | 54050 | 31005 1/2X10 PVC PIPE(SDR13.5) | | | |

## 1/2 Inch Fittings

| STD PKG | U/M | BERCOR NUMBER | DESCRIPTION | PC-1 L/CTN | PC-2 F/CTN | PC-3 10 CTNS |
|---|---|---|---|---|---|---|
| 10 | EA | 57008 | 30155 1/2 PVC CAP (SLP) | | | |
| 10 | EA | 57520 | 30705 1/2 PVC 90 EL (SLPXSLP) | | | |
| 25 | EA | 57521 | 30105 1/2 PVC CPLG (SLPXSLP) | | | |
| 10 | EA | 57522 | 30605 1/2 PVC 45 EL (SLPXSLP) | | | |
| 10 | EA | 57523 | 31405 1/2 PVC TEE (SLPXSLPXSLP) | | | |
| 10 | EA | 57125 | 30305 1/2IN PVC FEMALE ADAPTER (SLIPXFIP) | | | |
| 10 | EA | 57126 | 30405 1/2IN PVC MALE ADAPTER (SLIPXMIP) | | | |

## 3/4 Inch Pipe

| STD PKG | U/M | BERCOR NUMBER | DESCRIPTION | PC-1 1-99 | PC-2 100-499 | PC-3 500 |
|---|---|---|---|---|---|---|
| 4000 | FT | 54052 | 31007 3/4X10 PVC PLASTIC PIPE(SDR21) | | | |
| 4000 | FT | 54045 | 310077 3/4X10 PVC PIPE(SCH.40) | | | |

## 3/4 Inch Fittings

| STD PKG | U/M | BERCOR NUMBER | DESCRIPTION | PC-1 L/CTN | PC-2 F/CTN | PC-3 10 CTNS |
|---|---|---|---|---|---|---|
| 50 | EA | 53556 | 30376 3/4X1 RED FEMALE PVC ADAPTER | | | |
| 10 | EA | 53557 | 30476 3/4X1 RED MALE PVC ADAPTER | | | |
| 25 | EA | 54054 | 30107 3/4 IN PVC COUPLING (SLPXSLP) | | | |
| 10 | EA | 54057 | 30407 3/4 IN PVC MALE ADAPT (SLPXMIP) | | | |
| 50 | EA | 54058 | 30175 3/4X1/2 PVC RED CPLG (SLIPXSLIP) | | | |
| 10 | EA | 54060 | 30307 3/4 IN PVC FM ADAPTER(SLPXFIP) | | | |
| 50 | EA | 54061 | 32907 3/4 IN PVC 90 ST EL (SLPXSPG) | | | |
| 10 | EA | 54062 | 31407 3/4 IN PVC TEE (SLPXSLPXSLP) | | | |
| 10 | EA | 54063 | 30707 3/4 IN PVC 90 DEG EL(SLPXSLP) | | | |
| 10 | EA | 54064 | 30607 3/4 IN PVC 45 DEG EL(SLPXSLP) | | | |
| 10 | EA | 54074 | 30475 3/4X1/2 MPT ADAPT(SLPXMIP) | | | |
| 10 | EA | 57163 | 30157 3/4IN PVC CAP (SLP) | | | |
| 10 | EA | 57165 | 31807 3/4 IN PVC PLUG | | | |
| 20 | EA | 57568 | 37207 3/4 IN PVC UNION (SLIP X SLIP) | | | |
| 50 | EA | 57588 | 32807 3/4 IN PVC 90 ST EL (SLIPXMIP) | | | |

## 1 Inch Pipe

| STD PKG | U/M | BERCOR NUMBER | DESCRIPTION | PC-1 10-99 | PC-2 100-499 | PC-3 500 |
|---|---|---|---|---|---|---|
| 2400 | FT | 57169 | 310107 1X10 PVC PIPE(SCH.40) | | | |

## 1 Inch Fittings

| STD PKG | U/M | BERCOR NUMBER | DESCRIPTION | PC-1 L/CTN | PC-2 F/CTN | PC-3 10 CTNS |
|---|---|---|---|---|---|---|
| 10 | EA | 57009 | 30158 1IN PVC CAP | | | |
| 10 | EA | 57012 | 31410 1IN PVC TEE | | | |
| 10 | EA | 57149 | 30610 1IN PVC 45 ELBOW | | | |
| 10 | EA | 57152 | 30710 1IN PVC 90 ELBOW(SLPXSLP) | | | |
| 50 | EA | 57589 | 32810 1IN PVC 90 ST EL (SLIPXMIP) | | | |
| 10 | EA | 57153 | 30110 1IN PVC COUPLING | | | |
| 10 | EA | 57154 | 30310 1IN PVC FEMALE ADAPTER (SLPXFIP) | | | |
| 10 | EA | 57157 | 30410 1IN PVC MALE ADAPTER (SLPXMIP) | | | |
| 10 | EA | 57158 | 30220 1X2IN PVC BUSHING (SPGXSLP) | | | |
| 50 | EA | 57159 | 30117 1X3/4IN PVC REDUCER | | | |

***Continued on the Following Page***

***Continued from the Previous Page***

### 1-1/4 Inch Pipe

| STD PKG | U/M | BERCOR NUMBER | DESCRIPTION | PC-1 10-99 | PC-2 100-499 | PC-3 500 |
|---|---|---|---|---|---|---|
| 1800 | FT | 57168 | 310117 1 1/4X10 PVC PIPE(SCH40) | | | |

### 1-1/4 Inch Fittings

| STD PKG | U/M | BERCOR NUMBER | DESCRIPTION | PC-1 L/CTN | PC-2 F/CTN | PC-3 10 CTNS |
|---|---|---|---|---|---|---|
| 25 | EA | 57010 | 30159 1 1/4IN PVC CAP | | | |
| 10 | EA | 57142 | 30714 1 1/4IN PVC 90 ELBOW | | | |
| 25 | EA | 57143 | 30114 1 1/4IN PVC COUPLING | | | |
| 25 | EA | 57144 | 30314 1 1/4IN PVC FEMALE ADAPTER | | | |
| 25 | EA | 57145 | 30414 1 1/4IN PVC MALE ADAPTER | | | |
| 10 | EA | 57146 | 31414 1 1/4IN PVC TEE | | | |
| 10 | EA | 57147 | 30614 1 1/4IN PVC 45 ELBOW | | | |
| 10 | EA | 57148 | 30224 1 1/4X2IN PVC RED BUSHING (SPGXSLP) | | | |

### 1-1/2 Inch Pipe

| STD PKG | U/M | BERCOR NUMBER | DESCRIPTION | PC-1 10-99 | PC-2 100-499 | PC-3 500 |
|---|---|---|---|---|---|---|
| 1800 | FT | 57167 | 70011N 1 1/2X10 PVC PIPE(SCH.40) | | | |

### 1-1/2 Inch Fittings

| STD PKG | U/M | BERCOR NUMBER | DESCRIPTION | PC-1 L/CTN | PC-2 F/CTN | PC-3 10 CTNS |
|---|---|---|---|---|---|---|
| 10 | EA | 57011 | 30151 1 1/2IN PVC CAP | | | |
| 10 | EA | 57133 | 30715 1 1/2IN PVC 90 ELBOW | | | |
| 10 | EA | 57134 | 30615 1 1/2IN PVC 45 ELBOW | | | |
| 10 | EA | 57135 | 30115 1 1/2IN PVC COUPLING | | | |
| 10 | EA | 57136 | 30315 1 1/2IN PVC FEMALE ADAPTER | | | |
| 10 | EA | 57138 | 30415 1 1/2IN PVC MALE ADAPTER | | | |
| 10 | EA | 57139 | 31415 1 1/2IN PVC TEE | | | |
| 25 | EA | 57140 | 34250 1 1/2X1IN PVC BUSHING (SPGXFIP) | | | |
| 10 | EA | 57141 | 30254 1 1/2X1 1/4IN PVC BUSHING (SPGXSLP) | | | |
| 20 | EA | 57290 | 70121 2X1 1/2 PVC DWV RED (HUBXHUB) | | | |

# P, R and J Traps



**P-Trap**



**R-Trap**



**J-Trap**

| STD PKG | U/M | BERCOR NUMBER | DESCRIPTION | PC-1 EACH |
|---|---|---|---|---|
| 1 | EA | 54056 | MA-12537/0356 3/4 IN PVC P-TRAP | |
| 1 | EA | 54055 | MA-12547/0357 3/4 IN PVC R-TRAP | |
| 1 | EA | 54053 | MA-12548/5-414 3/4 IN PVC J-TRAP | |
| 50 | EA | 54020 | 5-411 1IN P TRAP (SLIPXSLIP) | |

# CPVC Pipe and Fittings



Pipe



90° Elbow



Coupling

## Pipe

| STD PKG | U/M | BERCOR NUMBER | DESCRIPTION | PC-1 1-99 | PC-2 100-499 | PC-3 500 |
|---|---|---|---|---|---|---|
| 100 | FT | 57528 | 50005 1/2 X 10 CPVC PIPE | | | |

## Fittings

| STD PKG | U/M | BERCOR NUMBER | DESCRIPTION | PC-1 L/CTN | PC-2 F/CTN | PC-3 10 CTNS |
|---|---|---|---|---|---|---|
| 20 | EA | 57530 | 51405 1/2 CPVC TEE | | | |
| 20 | EA | 57531 | 50705 1/2 CPVC 90 ELB | | | |
| 20 | EA | 57532 | 50605 1/2 CPVC 45 ELB | | | |
| 20 | EA | 57533 | 50105 1/2 CPVC CPLG | | | |
| 20 | EA | 57587 | 50405 1/2IN CPVC MALE ADAPT | | | |

# Plastic Tube and Fittings



350107



79320/79323



370407

Plastic Tube meets ASTMD-2239-83 Standards. NSF Rating is for potable water. Not rated for gas (natural or propane).

- Size: 3/4"
- Diameter: Outside: .944 Inside: .824
- Minimum Wall: .060
- Weight/100 ft.: 8.1
- Max PSI @ 73.4° F: 100
- Coil Length: 100/400

| STD PKG | U/M | BERCOR NUMBER | DESCRIPTION | PC-1 EACH |
|---|---|---|---|---|
| 1 | CL | 54011 | 910071 3/4 IN 100 FT COIL PLASTIC TUBE | |
| 10 | EA | 54014 | 350407 3/4 IN PLAST INSERT MALE ADAPTER | |
| 10 | EA | 54017 | 370407 3/4 IN STEEL MALE ADAPTER | |
| 10 | EA | 54021 | 350107 3/4 IN INSERT COUPLING | |
| 10 | EA | 54026 | 351407 3/4 IN INSERT TEE | |
| 10 | EA | 54030 | 350707 3/4 IN INSERT ELBOW | |
| 10 | EA | 54032 | 351481 3/4X3/4X1/2 PLASTIC TEE | |
| 10 | EA | 54034 | 79320 3/8X7/8 CLAMP | |
| 10 | EA | 54035 | 79323 1/2 X1 1/4 CLAMP | |

# Kut-All Cutter

## For Plastic Tube and Hose



Tough, durable nylon. Blade closes into its own handle for safe handling. Replaceable high carbon, teflon coated steel blades. Ideal for cutting up to 1-1/8" I.D. plastic tubing, reinforced plastic tubing, rigid plastic pipe, and rubber hose.

| STD PKG | U/M | BERCOR NUMBER | DESCRIPTION | PC-1 EACH |
|---|---|---|---|---|
| 1 | EA | 82115 | PK-2 PIPE & TUBE CUTTER | |

# Oatey® PVC/CPVC Cement, Primer, and Cleaner




30757




30795




30821




31014

**Oatey Purple Primer**
Oatey purple primer is recommended for use on PVC and CPVC pipe and fittings, all schedules and diameters. This purple tinted aggressive primer is formulated to remove surface dirt, grease and grime, as well as soften the pipe surface to allow for a fast, secure, and permanent solvent weld. For use in areas where code calls for verification that a primer has been used. Exceeds ASTM F-656.

**Oatey All Purpose Cleaner**
Oatey all purpose cleaner is recommended for use on ABS, PVC, and CPVC pipe and fittings, all schedules and diameters. This fast acting cleaner removes surface dirt, grease, and grime. Flows freely and evaporates quickly. Does not penetrate pipe surface. Apply at temperatures 40° F to 100° F.

**Oatey All-Purpose Clear Cement**
Oatey heavy duty cement is recommended for use on PVC pipe and fittings up to 12" diameter for schedule 40 and schedule 80 potable water pressure pipe, gas, conduit, drain waste, and vent pipe. Provides a thick layer of cement on the pipe. Apply at temperatures 40° F to 100° F. This clear cement helps to fill gaps in larger diameter pipe and loose fitting joints. Exceeds ASTM D-2564.

**Oatey Regular PVC Cement, Clear**
Oatey regular cement is recommended for use on PVC pipe and fittings up to 4" for DWV or schedule 40 and up to 2" to schedule 80 potable water pressure pipe, gas, conduit, drain waste, and vent pipe. It flows freely and sets up quickly. Apply at temperatures 40° F to 100° F. Exceeds ASTM D-2564.

| STD PKG | U/M | BERCOR NUMBER | DESCRIPTION | PC-1 L/CTN | PC-2 F/CTN | PC-3 10 CTNS |
|---|---|---|---|---|---|---|
| 24 | EA | 50826 | 30757 16 OZ PURPLE PRIMER & CLEANER | | | |
| 24 | EA | 50829 | 30795 16 OZ PVC ALL-PURPOSE CLEAR CLEANER | | | |
| 24 | EA | 50830 | 30821 8 OZ ALL PURPOSE CEMENT WITH BRUSH | | | |
| 24 | EA | 50827 | 31014 16 OZ PVC REGULAR CLEAR CEMENT WITH BRUSH | | | |

# Genova PRODUCTS Arcticweld PVC Cement




For use in freezing temperatures with PVC. Labeling conforms to the Consumer Protection Agency requirements. ASTM D2564.

| STD PKG | U/M | BERCOR NUMBER | DESCRIPTION | PC-1 L/CTN | PC-2 F/CTN | PC-3 10 CTNS |
|---|---|---|---|---|---|---|
| 6 | EA | 54046 | 14415 1 PT ARCTICWELD | | | |

# Leak Lock Pipe Joint Compound




- Resistant to all refrigerants, oils, water and most chemicals, liquids, and gases.
- Resin based
- Soft-setting
- Brushable paste
- Use with pressures to 10,000 PSI to full vacuums.
- Temperature range: -200 to 400° F.
- Ideal for joinng all metals, plastics, and other materials.

| STD PKG | U/M | BERCOR NUMBER | DESCRIPTION | PC-1 L/CTN | PC-2 F/CTN |
|---|---|---|---|---|---|
| 12 | EA | 94883 | HS10001 1-1/3OZ TUBE LEAK LOCK | | |
| 12 | EA | 94884 | HS10004 4OZ BRUSH TOP LEAK LOCK | | |

# Wire Pipe Hooks

For 1-1/4" OD pipe or tubing (or smaller).



| STD PKG | U/M | BERCOR NUMBER | DESCRIPTION | PC-1 L/CTN | PC-2 F/CTN |
|---|---|---|---|---|---|
| 50 | EA | 13385 | PWS-9 GA. 1X6 PLAIN WIRE PIPE HOOK | | |

# Swivel Hangers

## For Hanging PVC or DWV Pipe from Floor Joist

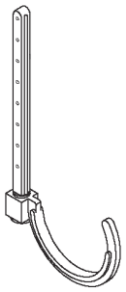

- Swivel saddle holds PVC and DVWpipe securely, yet allows for expansion and contraction
- Made of white ABS plastic
- 360° rotating feature allows pipe to hang at any angle
- Nails holes (1" apart) serve as drop markers

| STD PKG | U/M | BERCOR NUMBER | DESCRIPTION | PC-1 L/CTN | PC-2 F/CTN |
|---|---|---|---|---|---|
| 25 | EA | 13380 | SH-2 2 IN SWIVEL HANGER | | |
| 25 | EA | 13381 | SH-3 3 IN SWIVEL HANGER | | |

# Ultralite Equipment Pads



- Textured surface prevents unit slide.
- High-fiber cement composite is amazingly tough
- Engineered EPS core provides vibration dampening and solid bearing.
- Wedge pads for use with Lennox condensing units

| STD PKG | U/M | BERCOR NUMBER | DESCRIPTION | PC-1 L/CTN | PC-2 F/CTN |
|---|---|---|---|---|---|
| 20 | EA | 26900 | UC1636-2 16X36X2 ULTRALITE PAD | | |
| 15 | EA | 26901 | UC1636-3 16X36X3 ULTRALITE PAD | | |
| 20 | EA | 26904 | UC2424-2 24X24X2 ULTRALITE PAD | | |
| 20 | EA | 26905 | UC2430-2 24X30X2 ULTRALITE PAD | | |
| 15 | EA | 26909 | UC2442-3 24X42X3 ULTRALITE PAD | | |
| 20 | EA | 26912 | UC3030-2 30X30X2 ULTRALITE PAD | | |
| 15 | EA | 26922 | UC3030-3 30X30X3 ULTRALITE PAD | | |
| 20 | EA | 26913 | UC3036-2 30X36X2 ULTRALITE PAD | | |
| 20 | EA | 26915 | UC3232-2 32X32X2 ULTRALITE PAD | | |
| 20 | EA | 26919 | UC3636-2 36X36X2 ULTRALITE PAD | | |
| 15 | EA | 26923 | UC3636-3 36X36X3 ULTRALITE PAD | | |
| 20 | EA | 26920 | UC3640-2 36X40X2 ULTRALITE PAD | | |
| 15 | EA | 26925 | UC3648-3 36X48X3 ULTRALITE PAD | | |
| 15 | EA | 26917 | UC3132-3L 31X32X3 ULTRALITE WEDGE PAD | | |
| 15 | EA | 26916 | UC3539-3L 35X39X3 ULTRALITE WEDGE PAD | | |
| 15 | EA | 26926 | UC4044-3L 40X44X3 ULTRALITE WEDGE PAD | | |

# Anti-Vibration Mounting Pads



### The EVA pad

The most effective vibration dampening pad available on the market today. This enhanced performance is due to the special composite foam center. The composite foam is much more structurally sound than cork. It is not affected by oils or chemicals that can sometimes break down cork, and is much more effective at vibration dampening than solid rubber.

### Cork-Rubber Pad

Highest quality elastomeric oil resistant padding. Designed to withstand 50 lbs. per square inch. The rubber pads are corrugated on both sides. The cork is laminated between two corrugated pads. Ideal for air conditioners, compressors, cooling towers, presses, machines, etc.

| STD PKG | U/M | BERCOR NUMBER | DESCRIPTION | PC-1 EACH |
|---|---|---|---|---|
| 48 | EA | 43908 | MP-2E 2X2X7/8 EVA PAD | |
| 36 | EA | 43909 | MP-3C 3X3X7/8 CORK-RUBBER PAD | |

# E-Lite™ Plastic Equipment Pads



E-Lite's rugged design provides uniform and generous ribbing for optimum, self-leveling ground support without inserts. The result is a pad that is lightweight, but not too light. A subtle texture prevents unit slide. Limited lifetime warranty.

| STD PKG | U/M | BERCOR NUMBER | DESCRIPTION | PC-1 L/CTN | PC-2 F/CTN |
|---|---|---|---|---|---|
| 16 | EA | 26998 | EL1838-3 18X38X3 ELITE PLASTIC PAD | | |
| 44 | EA | 27000 | EL2424-2 24X24X2 ELITE PLASTIC PAD | | |
| 22 | EA | 27001 | EL2430-2 24X30X2 ELITE PLASTIC PAD | | |
| 22 | EA | 27004 | EL3030-2 30X30X2 ELITE PLASTIC PAD | | |
| 16 | EA | 27012 | EL3030-3 30X30X3 ELITE PLASTIC PAD | | |
| 22 | EA | 27005 | EL3036-2 30X36X2 ELITE PLASTIC PAD | | |
| 22 | EA | 27007 | EL3232-2 32X32X2 ELITE PLASTIC PAD | | |
| 22 | EA | 27010 | EL3636-2 36X36X2 ELITE PLASTIC PAD | | |
| 16 | EA | 27013 | EL3636-3 36X36X3 ELITE PLASTIC PAD | | |
| 22 | EA | 27011 | EL3640-2 36X40X2 ELITE PLASTIC PAD | | |
| 16 | EA | 27015 | EL5252-3 52X52X3 ELITE PLASTIC PAD | | |

DIVERSITECH

# Mounting Blocks and Risers



### 230-MB17W Mounting Blocks for Condensing Units

Mounting blocks for use when condensing units must be bolted down. Furnished complete with mounting bolts. Maximum load capacity is 900 pounds per mounting block.



### FB-1 Mounting Blocks for Furnaces

The FB-1 furnace mounting blocks keep the furnace off the floor in order to help avoid moisture and rust and they also assist in eliminating vibration and noise. Each block holds up to 300 lbs.



### AER-8 Adjustable Equipment Riser

Height Range 5" to 8". Simply twist riser counter-clockwise to increase height. High-pressure injection molded polypropylene. Each AER-8 can handle a uniform load of 300 pounds.



### HP3636-8 Risers for Heat Pumps

Raises heat pump 8" off the ground for maximum operating efficiency in snowy climates. Made from recycled polypropylene, it includes 8 high quality anti-vibration pads for quiet, vibration-free operation.

| STD PKG | U/M | BERCOR NUMBER | DESCRIPTION | PC-1 EACH |
|---|---|---|---|---|
| 6 | EA | 55055 | 230-MB17W 17IN MOUNT BLOCK 2PK | |
| 4 | EA | 22815 | AER-8 5IN TO 8IN ADJUSTABLE EQUIP RISER | |
| 72 | EA | 44800 | FB-1 FURNACE MOUNTING BLOCK | |
| 16 | EA | 26895 | HP3636-8 36X36X8 HEAT PUMP PAD | |

ESP ENERGY SAVING PRODUCTS

# Easy Levelers

## Furnace Leg Extensions



Revolutionary furnace leveling system created for the perfectionist. Four sturdy bolt adjusted leg extensions supplied with mounting materials. Simply turn the lag bolted insert clockwise or counter clockwise to raise or lower each corner of the furnace.

| STD PKG | U/M | BERCOR NUMBER | DESCRIPTION | PC-1 EACH |
|---|---|---|---|---|
| 1 | PKG | 81284 | EL10 EASY LEVELERS | |

MA-LINE MONTI AND ASSOCIATES, INC.

# Pump-Up™ Stands

- Elevate heat pumps and air handling units.
- Made of corrosion-resistant plastic.
- Butyl mastic on the top and bottom.
- Absorbs noise and vibration.



| STD PKG | U/M | BERCOR NUMBER | DESCRIPTION | PC-1 EACH |
|---|---|---|---|---|
| 1 | EA | 22816 | MA-HP3 3IN PUMP UP | |
| 4 | EA | 22819 | MA-HP6/2006/HPR6 6IN PUMP-UP | |

## Screw-Up Adjustable Height Equipment Stand

- Easy leveling of units during and after installation.
- Elevates heat pumps and air handling units
- Made of corrosion resistant plastic
- Allows better condensate drainage
- Helps prevent corrosion of metal base
- Polymeric mastic included for each unit
- Adjustable height: 6" to 7-1/4

| STD PKG | U/M | BERCOR NUMBER | DESCRIPTION | PC-1 EACH |
|---|---|---|---|---|
| 4 | EA | 84820 | 83X87 6"-7 1/4" GRAY SCREW UP STYLE PUMP UP EQUIPMENT STAND | |

## Air Conditioner Mounting Bracket

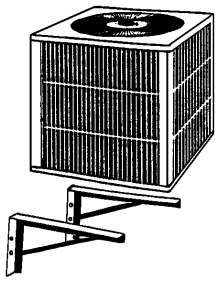

The ZIPP'R air conditioner mounting bracket is made of durable, coated angle iron. Anchor bolt the bracket to the foundation above the grade line. Great for heat pumps which need to be off the ground.

- No second trip to set the air conditioner
- No waiting for grading
- No callbacks after the ground settles

| STD PKG | U/M | BERCOR NUMBER | DESCRIPTION | PC-1 L/CTN | PC-2 F/CTN |
|---|---|---|---|---|---|
| 1 | PR | 16556 | 1043 12INX24IN AIR CONDITIONING BRACKET | | |
| 1 | PR | 16553 | 1043 12INX42IN AIR CONDITIONING BRACKET | | |

## Air Conditioner Concrete Anchor



Used for AC wall brackets.

| STD PKG | U/M | BERCOR NUMBER | DESCRIPTION | PC-1 EACH |
|---|---|---|---|---|
| 50 | BOX | 96220 | 2638334 3/8" X 3 3/4" CONCRETE ANCHORS | |

## Quick Swivel Flush Mount Stand with H-Bracket

### For Unit Heaters & Ducted Mini Splits



Quick Swivel provides a non-swinging, rotating platform that is quick, safe, stable, and affordable. The Quick Swivel can easily be installed in residential or commercial applications. Rotate the swivel to suit the installation then lock it in place.

- Mounts parallel to or across joists at 16" or 24" on center
- Allows for 360 degree unit rotation
- Direct flow of heat for maximum efficiency
- 200 lbs max capacity
- Includes all necessary hardware

| STD PKG | U/M | BERCOR NUMBER | DESCRIPTION | PC-1 EACH |
|---|---|---|---|---|
| 1 | EA | 88924 | QSWI3000 200LBS MAX QUICK SWIVEL FLUSH MOUNT | |

# QUICK-SLING Mini-Split Stands



### QSMS1801 (Wide)

- 14 guage square steel tubing
- Fits all mini split brands on the market
- Each foot is 6" x 6"II guauge steel and is adjustable up to 1.25" in height
- (4) 3/8" holes allow stone to be bolted to any surface
- Max capacity 400 lbs
- 18" H x 18-3/16" W
- Adjustable footprint from 34" to 40" in 1" increments



### QSMS 1802 for Dual Fan Mini-Splits

- Stabilize and secure top heavy condensors
- Additional support arms are included
- 18" H x 30.5" W x 38" D
- 14 guage steel tubing
- 11 guage cross rails
- Holds up to 400 lbs

| STD PKG | U/M | BERCOR NUMBER | DECRIPTION | PC-1 EACH |
|---|---|---|---|---|
| 1 | EA | 88925 | QSMS1801 400LBS MAX MINI SPLIT STAND | |
| 1 | EA | 88926 | QSMS1802 400LBS MAX DUAL FAN MINI SPLIT STAND | |

# QUICK-SLING Wall Brackets



### QSWB1000

- Mounted outdoor wall hanger
- 11 guage square steel tubing
- 4 points of anti-vibration isolation
- 500 lbs max capacity
- Shelf is 26" Deep
- Units can be mounted up and out or down and out



### QSWB2000

- Wall Bracket
- 25" mounting rails
- 6 points of anti-vibration isolation
- All necessary hardware included
- 350lbs max capacity
- Slide track is adjustable from 0" to 34 " W
- Shelf is 25" Deep

| STD PKG | U/M | BERCOR NUMBER | DESCRIPTION | PC-1 EACH |
|---|---|---|---|---|
| 1 | EA | 88927 | QSWB1000 500LBS MAX MINI SPLIT WALL BRACKET | |
| 1 | EA | 89093 | QSWB2000 350LBS MAX WALL MOUNT BRACKET | |

## Rooftop Equipment Mounting Rails



- 18 gauge galvanized steel construction.
- Unitized construction with integral base plate.
- Welded construction.
- 2 x 4 wood nailer.
- Galvanized counter flashing with lag screws.
- Internally re-inforced.

| STD PKG | U/M | BERCOR NUMBER | DESCRIPTION | PC-1 EACH |
|---|---|---|---|---|
| 2 | EA | 57430 | ER-3A 8"X3' RAIL | |

## Condensing Unit Leaf and Debris Protector




This adjustable leaf and debris protector for condensing units accommodates units up to 4' x 4' and covers all new high SEER residential units. It secures to the unit with heavy-duty eleastic bands and makes spring cleaning easy. 1/4" x 1/'4" openings.

| STD PKG | U/M | BERCOR NUMBER | DESCRIPTION | PC-1 L/CTN |
|---|---|---|---|---|
| 1 | EA | 81278 | ALDP AC LEAF AND DEBRIS PROTECTOR | |

## Air Conditioner Cage



- Protects condensing unit from unauthorized access.
- Completely adjustable and expands to fit most air conditioning units for commercial and residential units.
- Cages adjust from 34" H x 30" W x 30" D to 59" H x 51" W x 51" D
- Easy install and easily removable for maintenance.

| STD PKG | U/M | BERCOR NUMBER | DESCRIPTION | PC-1 EACH |
|---|---|---|---|---|
| 1 | EA | 81364 | ACGUKIT COMPLETE CAGE | |

# Streamline Tube • Fittings • Valves Insulated Plain End Line Sets



Copper line sets for split-system air conditioning systems and heat pumps. Tubing is refrigeration-quality soft copper with a holding charge and sealed with sulphur-free rubber plugs. Insulation is high quality closed cell; the same as used by OEMs. The uniformly round copper tubing readily accepts sweat, flare, or compression-type fittings. These sets are sealed and have a slight holding charge, insuring a clean moisture-free refrigeration line. They have a closed 90° bend on one end.

### 1/2" Insulation

| Length (Ft.) | Suction Line | Liquid Line | STD PKG | U/M | BERCOR NUMBER | DESCRIPTION | PC-1 L/CTN | PC-2 F/CTN |
|---|---|---|---|---|---|---|---|---|
| 25 | 5/8 | 3/8 | 12 | EA | 54715 | 61020250 -25FT 5/8S 3/8L 1/2I COPPER LINE SET | | |
| 35 | 5/8 | 3/8 | 8 | EA | 54716 | 61020350 -35FT 5/8S 3/8L 1/2I COPPER LINE SET | | |
| 50 | 5/8 | 3/8 | 7 | EA | 54717 | 61020500 -50FT 5/8S 3/8L 1/2I COPPER LINE SET | | |
| 25 | 3/4 | 3/8 | 8 | EA | 54675 | 61220250-25FT 3/4S 3/8L 1/2I B COPPER LINE SET | | |
| 35 | 3/4 | 3/8 | 7 | EA | 54718 | 61220350 -35FT 3/4S 3/8L 1/2I COPPER LINE SET | | |
| 50 | 3/4 | 3/8 | 5 | EA | 54676 | 61220500-50FT 3/4S 3/8L 1/2I B COPPER LINE SET | | |
| 25 | 7/8 | 3/8 | 8 | EA | 54677 | 61420250-25FT 7/8S 3/8L 1/2I B COPPER LINE SET | | |
| 35 | 7/8 | 3/8 | 7 | EA | 54719 | 61420350 -35FT 7/8S 3/8L 1/2I COPPER LINE SET | | |
| 50 | 7/8 | 3/8 | 5 | EA | 54678 | 61420500-50FT 7/8S 3/8L 1/2I B COPPER LINE SET | | |
| 35 | 1-1/8 | 3/8 | 8 | EA | 54720 | 61820250 -25FT 1 1/8S 3/8L 1/2I COPPER LINE SET | | |
| 50 | 1-1/8 | 3/8 | 4 | EA | 54679 | 61820500 -50FT 1 1/8S 3/8L 1/2I COPPER LINE SET | | |

### 3/4" Insulation

| Length (Ft.) | Suction Line | Liquid Line | STD PKG | U/M | BERCOR NUMBER | DESCRIPTION | PC-1 L/CTN | PC-2 F/CTN |
|---|---|---|---|---|---|---|---|---|
| 25 | 3/4 | 3/8 | 8 | EA | 54706 | 61230250 -25FT 3/4S 3/8L 3/4I COPPER LINE SET | | |
| 35 | 3/4 | 3/8 | 5 | EA | 54712 | 61230350 -35FT 3/4S 3/8L 3/4I COPPER LINE SET | | |
| 50 | 3/4 | 3/8 | 4 | EA | 54707 | 61230500 -50FT 3/4S 3/8L 3/4I COPPER LINE SET | | |
| 25 | 7/8 | 3/8 | 7 | EA | 54708 | 61430250 -25FT 7/8S 3/8L 3/4I COPPER LINE SET | | |
| 35 | 7/8 | 3/8 | 5 | EA | 54713 | 61430350 -35FT 7/8S 3/8L 3/4I COPPER LINE SET | | |
| 50 | 7/8 | 3/8 | 4 | EA | 54709 | 61430500 -50FT 7/8S 3/8L 3/4I COPPER LINE SET | | |
| 25 | 1-1/8 | 3/8 | 7 | EA | 54710 | 61830250 -25FT 1 1/8S 3/8L 3/4I COPPER LINE SET | | |
| 35 | 1-1/8 | 3/8 | 5 | EA | 54714 | 61830350 -35FT 1 1/8S 3/8L 3/4I COPPER LINE SET | | |
| 50 | 1-1/8 | 3/8 | 4 | EA | 54711 | 61830500 -50FT 1 1/8S 3/8L 3/4I COPPER LINE SET | | |

# Streamline Tube • Fittings • Valves Twin Tube Mini Split Line Sets

### 1/2" Insulation



Mini Split Line Sets with dual tube insulation are the convenient solution for labor savings and reduced waste. These time-saving kits are packaged with pre-insulated copper tube liquid lines and suction lines. The factory installed seamless insulation reduces the risk of leaks and promotes energy efficiency.

- Single piece insulation eliminates the need for taping the lines together
- Closed-cell construction ensures excellent thermal conductivity, and prevents mold and mildew
- 25/50 rating
- UL recognized at 700 PSI

| Length (Ft.) | Suction Line | Liquid Line | STD PKG | U/M | BERCOR NUMBER | DESCRIPTION | PC-1 EACH |
|---|---|---|---|---|---|---|---|
| 15 | 3/8 | 1/4 | 14 | EA | 54617 | 40620150B3B8 15FT 3/8S 1/4L 1/2 ID TWIN TUBE MINI SPLIT LINE SET | |
| 15 | 1/2 | 1/4 | 14 | EA | 54618 | 40820150B3B8 15FT 1/2S 1/4L 1/2 ID TWIN TUBE MINI SPLIT LINE SET | |
| 15 | 5/8 | 1/4 | 12 | EA | 54614 | 41020150B3B8 15FT 5/8S 1/4L 1/2 ID TWIN TUBE MINI SPLIT LINE SET | |
| 15 | 5/8 | 3/8 | 12 | EA | 54619 | 61020150B3B8 15FT 5/8S 3/8L 1/2 ID TWIN TUBE MINI SPLIT LINE SET | |
| 30 | 3/8 | 1/4 | 12 | EA | 54620 | 40620300B3B8 30FT 3/8S 1/4L 1/2 ID TWIN TUBE MINI SPLIT LINE SET | |
| 30 | 1/2 | 1/4 | 12 | EA | 54621 | 40820300B3B8 30FT 1/2S 1/4L 1/2 ID TWIN TUBE MINI SPLIT LINE SET | |
| 30 | 5/8 | 1/4 | 8 | EA | 54615 | 41020300B3B8 30FT 5/8S 1/4L 1/2 ID TWIN TUBE MINI SPLIT LINE SET | |
| 30 | 5/8 | 3/8 | 7 | EA | 54622 | 61020300B3B8 30FT 5/8S 3/8L 1/2 ID TWIN TUBE MINI SPLIT LINE SET | |
| 50 | 3/8 | 1/4 | 8 | EA | 54623 | 40620500B3B8 50FT 3/8S 1/4L 1/2 ID TWIN TUBE MINI SPLIT LINE SET | |
| 50 | 1/2 | 1/4 | 7 | EA | 54624 | 40820500B3B8 50FT 1/2S 1/4L 1/2 ID TWIN TUBE MINI SPLIT LINE SET | |
| 50 | 5/8 | 1/4 | 7 | EA | 54616 | 41020500B3B8 50FT 5/8S 1/4L 1/2 ID TWIN TUBE MINI SPLIT LINE SET | |
| 50 | 5/8 | 3/8 | 7 | EA | 54625 | 61020500B3B8 50FT 5/8S 3/8L 1/2 ID TWIN TUBE MINI SPLIT LINE SET | |
| 100 | 1/2 | 1/4 | 1 | EA | 54626 | 40821000B3B8 100FT 1/2S 1/4L 1/2 ID TWIN TUBE MINI SPLIT LINE SET | |
| 100 | 5/8 | 3/8 | 1 | EA | 54627 | 61021000B3B8 100FT 5/8S 3/8L 1/2 ID TWIN TUBE MINI SPLIT LINE SET | |

# Streamline® Tube • Fittings • Valves Line Sets with DuraGuard™ PE Insulation



Mueller's Streamline® line sets are now available with DuraGuard tear-resistant insulation. This unique polyethylene insulation has a tough, tear resistant outer layer which protects the line set and its insulation during rough job site handling and tight-space remodel/ replacement projects.

- Tear resistant outer layer
- UV resistant
- Meets 25/50 flame and smoke rating per ASTM E84
- Mold and mildew resistant
- Increased condensation control
- Numbered every foot for easy measurement
- 10 year warranty

**50 Ft.**

| Size OD | STD PKG | U/M | BERCOR NUMBER | DESCRIPTION | PC-1 L/CTN | PC-2 F/CTN |
|---|---|---|---|---|---|---|
| 1/4" | 26 | EA | 54721 | 00470500 50FT 1/4" OD 1/2I DURAGUARD PE LINE | | |
| 3/8" | 22 | EA | 54722 | 00670500 50FT 3/8" OD 1/2I DURAGUARD PE LINE | | |
| 1/2" | 20 | EA | 54723 | 00870500 50FT 1/2" OD 1/2I DURAGUARD PE LINE | | |
| 5/8" | 14 | EA | 54724 | 01070500 50FT 5/8" OD 1/2I DURAGUARD PE LINE | | |

**164 Ft.**

| Size OD | STD PKG | U/M | BERCOR NUMBER | DESCRIPTION | PC-1 L/CTN | PC-2 F/CTN |
|---|---|---|---|---|---|---|
| 1/4" | 10 | EA | 54725 | 00471640 164FT 1/4" OD 1/2I DURAGUARD PE LINE | | |
| 3/8" | 8 | EA | 54726 | 00671640 164FT 3/8" OD 1/2I DURAGUARD PE LINE | | |
| 1/2" | 6 | EA | 54727 | 00871640 164FT 1/2" OD 1/2I DURAGUARD PE LINE | | |
| 5/8" | 8 | EA | 54728 | 01071640 164FT 5/8" OD 1/2I DURAGUARD PE LINE | | |

# Streamline® Tube • Fittings • Valves CycleMaster Flare Ball Valve

## Insulation Covers Included



CycleMaster flare ball valves feature full port construction, environmentally friendly, chromium-plated balls for reduced wear and extended seal life, and Mueller's exclusive MCM seals for industry-leading longevity and low leak rates. The insulation covers eliminate the time and hassle of cutting insulation in the field.

- Engineered for multi-split A/C and heat pump units
- Self sealing elastometric insulation cover available
- Rupture proof encapsulated stem
- Dual o-ring seals
- Suitable for use with CFC, HCFC, and HFC refrigerants and oils, including R-410A
- Access points allow valve to be opened and closed without removing insulation
- Elastometric insulation meets 25/50 flame and smoke ratings and ASTM C177
- UL/cUL listed, CE certified
- Design working pressure (PS): 700 psig, 48 bar
- Working temperature range (TS): -40° F/300° F, -40° C/149° C

| STD PKG | U/M | BERCOR NUMBER | DESCRIPTION | PC-1 EACH |
|---|---|---|---|---|
| 1 | EA | 89584 | A 18567 CYCLEMASTER 1/4" FLARE BALL VALVE W/INSULATION COVERS | |
| 1 | EA | 89184 | A 18568 CYCLEMASTER 3/8" FLARE BALL VALVE W/INSULATION COVERS | |
| 1 | EA | 89585 | A 18569 CYCLEMASTER 1/2" FLARE BALL VALVE W/INSULATION COVERS | |
| 1 | EA | 89185 | A 18570 CYCLEMASTER 5/8" FLARE BALL VALVE W/INSULATION COVERS | |

# Disconnect Switches

| STD PKG | U/M | BERCOR NUMBER | DESCRIPTION | PC-1 L/CTN | PC-2 F/CTN |
|---|---|---|---|---|---|
| 6 | EA | 77016 | 83317/O6000 60 AMP FUSED DISCONNECT SWITCH | | |
| 4 | EA | 77020 | 83321 60 AMP 3PH NON-FUSED DISCONNECT SWITCH | | |
| 6 | EA | 77024 | 83396/N3000 30AMP FUSED DISCONNECT SWITCH | | |
| 6 | EA | 77025 | 83335/ N6000NF 60AMP NON-FUSED DISCONNECT SWITCH | | |
| 6 | EA | 77018 | 80315 60AMP NON FUSED DISCONNECT SIDE OPEN | | |
| 1 | EA | 77029 | 83328 60AMP 240V NON FUSED AC DISCONNECT SIDE OPEN | | |

# Disconnect with GFCI Receptacle Combination



This combination disconnect provides a convenient low cost means to satisfy NEC Article 210.63 requirements for HVAC/R Equipment Out and Article 406.8(B)(1) for Receptacle-Wet Locations. The NEMA 3R design insures a safe, weather tight installation for residential, light commercial and even some industrial applications.

- 60 amp, non-fused
- Pullout type
- 240 volt AC, single-phase
- 15 amp, 125V GFCI duplex receptacle included
- UL & CUL listed
- Compact size: 5" x 7" x 4"
- Removable cover
- Heavy galvanized G90 steel with highest quality electro-disposition finish resists corrosion and fading

| STD PKG | U/M | BERCOR NUMBER | DESCRIPTION | PC-1 EACH |
|---|---|---|---|---|
| 6 | EA | 77017 | 83308 60AMP AC NON-FUSED DISCONNECT WITH GFCI RECEPTACLE COMBO | |

# Air Conditioning Whips
## All Plastic



| STD PKG | U/M | BERCOR NUMBER | DESCRIPTION | PC-1 L/CTN | PC-2 F/CTN |
|---|---|---|---|---|---|
| 1 | EA | 76847 | 84131 1/2X48-10 A/C WHIP | | |
| 1 | EA | 20179 | 84135 1/2X72 A/C WHIP | | |
| 1 | EA | 76848 | 84133 3/4X48-8 A/C WHIP | | |
| 1 | EA | 20181 | 84137 3/4X72 A/C WHIP | | |

# Air Conditioning Whips
## Metal Fittings/Plastic Conduit



| STD PKG | U/M | BERCOR NUMBER | DESCRIPTION | PC-1 L/CTN | PC-2 F/CTN |
|---|---|---|---|---|---|
| 1 | EA | 76920 | 84132 1/2X48-10 A/C WHIP | | |
| 1 | EA | 76922 | 84136 1/2X72-10 A/C WHIP | | |
| 1 | EA | 76921 | 84134 3/4X48-8 A/C WHIP | | |
| 1 | EA | 76923 | 84138 3/4X72-8 A/C WHIP | | |

# Air Conditioning Whips
## All Metal

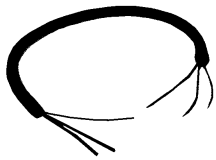

**Components are UL Approved for Outdoor Applications**

| STD PKG | U/M | BERCOR NUMBER | DESCRIPTION | PC-1 L/CTN | PC-2 F/CTN |
|---|---|---|---|---|---|
| 1 | EA | 76840 | 84125/W124MMET- UA 1/2X48 A/C WHIP | | |
| 1 | EA | 76841 | 84127/W126MMET- UA 1/2X72 A/C WHIP | | |
| 1 | EA | 76842 | 84126/W344MMET- UA 3/4X48 A/C WHIP | | |
| 1 | EA | 76843 | 84128/W346MMET- AU 3/4X72 A/C WHIP | | |

# Little GIANT Pump Company Condensate Pumps

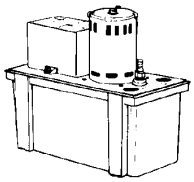

**VCL-24-ULS**



**VCMX-20-ULS**



**VCMA**

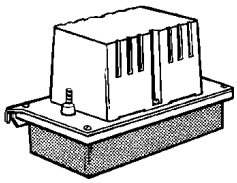

**VCC-20-ULS**

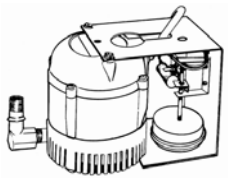

**1-ABS**

**VCL Large Reservoir Pumps.** 1 gallon tank, 1/8 HP motor, galvanized steel tank cover.

**VCMX Medium Reservoir, "Next Generation" Pumps.** 1/2 gallon tank, 1/30 HP motor, ABS cover, slimmer footprint, oil resistant tank, and check valve, patent pending cooling system.

**VCMA Medium Reservoir Pumps.** 1/2 gallon tank; 1/30 HP motor; ABS tank, housing, and cover.

**VCC Low Profile Pumps.** 1/3 gallon tank, 1/30 HP motor, ABS housing and cover.

**1-ABS Shallow Pan Pumps.** 1/4" discharge, 1/150 HP motor, epoxy coated cast aluminum housing and cover, designed for in-pan placement.

| Model No. | PSI | Gallons Per Hour (In.) | | | | | Shut-Off |
|---|---|---|---|---|---|---|---|
| | | 1 | 3 | 5 | 9 | 15 | |
| VCL-24-ULS | 10.4 | 270 | 260 | 250 | 210 | — | 24 |
| VCMX-20-ULS | 9.1 | 84 | — | 75 | — | 42 | 21 |
| VCMA-20-ULS | 8.6 | 80 | — | 70 | 55 | 25 | 20 |
| VCMA-15-ULS(T) | 6.5 | 65 | — | 50 | 30 | — | 15 |
| VCC-20-ULS | 8.6 | 80 | — | 70 | 50 | 25 | 20 |
| 1-ABS | 4.3 | 205 | 180 | 145 | — | — | 10 |

## Condensate Pumps

| STD PKG | U/M | BERCOR NUMBER | DESCRIPTION | PC-1 EACH |
|---|---|---|---|---|
| 5 | EA | 95521 | VCL-24-ULS COND PUMP 115V | |
| 5 | EA | 95509 | VCMX-20ULS COND PUMP 115V | |
| 5 | EA | 95513 | VCMA-20ULS COND PUMP 230V | |
| 4 | EA | 95511 | VCMA-15ULST COND PUMP 115V | |
| 5 | EA | 95526 | VCMA-15ULS COND PUMP 115V | |
| 5 | EA | 95518 | VCC-20-ULS COND PUMP 115V | |
| 6 | EA | 95514 | 1-ABS COND PUMP ONLY 115V | |

## Accessories

| | | | | |
|---|---|---|---|---|
| 24 | EA | 95510 | ACS-3 SAFETY SWITCH | |
| 6 | EA | 95563 | CV-2 CHECK VALVE F/1-ABS | |

# Condensate Pumps



**21780**

- ABS and stainless steel construction
- Drip proof housing design
- Solid float
- 125 GPH
- 24 foot lift
- Rubber isolation feet
- Patent pending, quick release check valve



**21784**

- Low profile pump
- Integrated safety switch
- Drip proof housing
- Quick service check valve
- 22 foot lift



**21786**

- Whisper quiet
- 1/2 gallon reservoir
- Rubber isolation feet
- Quick service check valve
- 16 foot lift

| Dimensions H x W x D (In) | STD PKG | U/M | BERCOR NUMBER | DESCRIPTION | PC-1 EACH |
|---|---|---|---|---|---|
| 6.375 x 5.125 x 10.25 | 1 | EA | 94821 | 21780 115V 60HZ .91AMPS CONDENSATE PUMP 24FT LIFT | |
| 5.28 x 5.04 x 10.25 | 1 | EA | 94823 | 21784 115V 60HZ LOW PROFILE CONDENSATE PUMP 22FT LIFT | |
| 6.375 x 5.125 x 10.25 | 1 | EA | 94824 | 21786 115V 60HZ 16FT LIFT CONDENSATE PUMP | |

# Condensate Pump



| Model No. | Voltage | Shut-Off Feet | Tank Capacity | Gallons Per Hour | | | | |
|---|---|---|---|---|---|---|---|---|
| | | | | 1 Ft. | 5 Ft. | 10 Ft. | 15 Ft. | 20 Ft. |
| CB251ULHT | 115 | 20 | 1 Gal. | 108 | 100 | 84 | 65 | 40 |

| STD PKG | U/M | BERCOR NUMBER | DESCRIPTION | PC-1 EACH |
|---|---|---|---|---|
| 4 | EA | 95575 | CB251ULHT 115V PUMP | |

# Honeywell Lyric™ WiFi Water Leak and Freeze Detector*



- Notifies homeowner of potentially damaging water leaks or freezing temperatures with a smart phone message via Lyric app or with audible alarm at the site.
- Extra cable sensors can be linked to cover up to 500 ft with one leak detector.
- Place near sinks, washers, water heaters, sump pumps, etc.
- Communicates via WiFi so no extra hub or hardware required; homeowners stay connected via the Lyric app. (iOS 8+ or Android 4.4+)
- Temperature Alert: Preset at < 45° F and >100° F (Can be adjusted by end user)
- Humidity Alert: Preset at < 20% RH or >70% RH (Can be adjusted by end user)
- 4 ft water sensing cable included.

| STD PKG | U/M | BERCOR NUMBER | DESCRIPTION | PC-1 EACH |
|---|---|---|---|---|
| 4 | EA | 73422 | CHW3610W1001/U LYRIC WATER LEAK DETECTOR AND SENSOR | |
| 24 | EA | 73423 | CHWES41013/U ACCESSORY CABLE SENSOR FOR LYRIC WATER LEAK DETECTOR | |

**** Part of Honeywell's Lyric connected platform. See page 7-4 for the Lyric Round WiFi thermostat.***

# DIVERSITECH Drain Pan Switches

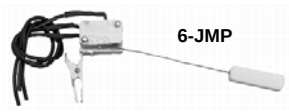





### 6-JMP A/C Condensate Float Switch

Designed for use in condensate drain pans to prevent overflow. Easily installed on the side of the auxilliary drain pan. SPDT normally Open or normally Closed.

### CC-1 Condensate Cop™ Drain Pan Float Switch

The universal CC-1 can be placed anywhere on the pan. It can also be used on other secondary drain pans.

| STD PKG | U/M | BERCOR NUMBER | DESCRIPTION | PC-1 EACH |
|---|---|---|---|---|
| 1 | EA | 68925 | 6-JMP COND FLOAT SWITCH | |
| 12 | EA | 88860 | CC-1 CONDENSATE COP DRAIN PAN SWTCH | |

# DIVERSITECH SOS-1 Safety Overflow Switch



Designed for use on 3/4" PVC condensate drain line. The SOS snaps easily over existing drain line tubing and can be glued in place using PVC cement. It can detect a possible overflow condition when the PVC drain line becomes full with water.

| STD PKG | U/M | BERCOR NUMBER | DESCRIPTION | PC-1 EACH |
|---|---|---|---|---|
| 1 | EA | 88861 | SOS-1 SAFETY OVERFLOW SWITCH | |

## DIVERSITECH WS-1 Wet Switch Flood Detector



As few as one or two drops will cause a Wet Switch to turn off a unit, thereby alerting a service technicianto that a moisture problem exists. Connects to 24 Vac. More than one unit may be connected to a system.

| STD PKG | U/M | BERCOR NUMBER | DESCRIPTION | PC-1 EACH |
|---|---|---|---|---|
| 1 | EA | 68926 | WS-1 WET SWITCH FLOOD DETECTOR | |

## RECTORSEAL Safe-T-Switches



SS1



SS2



SS3

### SS1

- Inline, low voltage condensate overflow shutoff switch.
- Installs vertically or horizontally in primary drain or can be plugged on auxilliary pans.
- Pre-wired with 4-foot, 18 AWG wires.

### SS2

- Smaller, L-shaped switch installs on auxillary pan cutlets and requires no plug.
- Installs easily in tight spaces and catches clogs in primary pan outlet nipples.
- Pre-wired with 4-foot 18 AWG wires.

### SS3

- For installation on safety drain pans.
- Features a special metal clip for quick secure installation on pan rims.

| STD PKG | U/M | BERCOR NUMBER | DESCRIPTION | PC-1 EACH |
|---|---|---|---|---|
| 24 | EA | 89851 | SS1 97632 SAFE-T-SWITCH-TEE | |
| 24 | EA | 89852 | SS2 97637 SAFE-T-SWITCH-ELBOW | |
| 24 | EA | 89853 | SS3 97647 SAFE-T-SWITCH | |

# Drain Pans and Fittings



High Rise Drain Pan



Plastic Drain Pan



Aluminum Drain Pan



6-1 and 6-2

### Plastic Drain Pans

Pans include attached 3/4" PVC fittings, rolled edges, ribbed bottom, and reinforced corners for strength and durability.

- L models have drain line outlets in the long side.
- S models have drain line outlets in the short side.

### High Rise Drain Pans

**The High Rise Pan is an innovative new plastic drain pan design that allows placement of an air** handler 2-3/4" above the outside lip of the pan without the need for separate, cumbersome mounting blocks. The pan has a molded-in network of risers to give a 5" lift.

### Aluminum Water Heater Drain Pan

Aluminum water heater pans can be installed under gas or electric water heaters to protect from water damage. Includes a 1" PVC drain fitting to allow for connection to indirect drain.

### Drain Pans

| Bottom Dimension (In.) | Overal Dimension (In.) | Depth (In.) | STD PKG | U/M | BERCOR NUMBER | DESCRIPTION | PC-1 EACH |
|---|---|---|---|---|---|---|---|
| 30 x 60 | 32 x 62 | 2 | 5 | EA | 68920 | 6-3060L 30X60IN PLASTIC DRAIN PAN | |
| 30 x 50 | 32 x 52 | 2 | 5 | EA | 68921 | 6-3050L 30X50IN PLASTIC DRAIN PAN | |
| 30 x 30 | 32 x 32 | 2 | 5 | EA | 68922 | 6-3030L 30X30IN PLASTIC DRAIN PAN | |
| 27 x 48 | 29 x 50 | 2 | 5 | EA | 68923 | 6-2748L 27X48IN PLASTIC DRAIN PAN | |
| 30 x 50 | 32 x 52 | 2 | 5 | EA | 68924 | 6-3050S 30X50IN PLASTIC DRAIN PAN | |
| 30 x 50 | 32 x 52 | 5 | 5 | EA | 88862 | 6-HK3050 30X50 HIGH RISE DRAIN PAN | |
| 30 x 60 | 32 x 62 | 5 | 5 | EA | 88863 | 6-HK3060 30X60 HIGH RISE DRAIN PAN | |
| — | 22 Dia. | 2.5 | 6 | EA | 68919 | 6-M24 24IN ALUM WATER HEATER PAN | |

### Drain Pan Fittings

| STD PKG | U/M | BERCOR NUMBER | DESCRIPTION | PC-1 EACH |
|---|---|---|---|---|
| 50 | EA | 54008 | 6-1 3/4IN DRAIN PAN FITTING (SLIP | |
| 50 | EA | 54009 | 6-2 1IN DRAIN PAN FITTING (SLIP) | |

## Drain Pans



| STD PKG | U/M | BERCOR NUMBER | DESCRIPTION | PC-1 EACH |
|---|---|---|---|---|
| 2 | EA | 16580 | 16 X 31 GALVANIZED PAN | |
| 2 | EA | 16581 | 19 X 31 GALVANIZED PAN | |
| 2 | EA | 16582 | 24 X 31 GALVANIZED PAN | |
| 2 | EA | 16583 | 26 X 31 GALVANIZED PAN | |
| 2 | EA | 16584 | 30 X 60 GALVANIZED PAN | |

# CS Condensate Drain Switches

- Easy installation on primary or auxiliary drain plugs
- Switch easily accessible for service
- Installs easily in tight spaces and catches clogs in primary pan outlet nipples.
- Connects to either red or yellow wire.
- UL listed.


CS-1


CS-2


CS-3

| STD PKG | U/M | BERCOR NUMBER | DESCRIPTION | PC-1 EACH |
|---|---|---|---|---|
| 10 | EA | 89848 | CS-1 CONDENSATE SWITCH - TEE | |
| 10 | EA | 63312 | CS-2 CONDENSATE SWITCH - ELBOW | |
| 10 | EA | 89849 | CS-3 CONDENSATE SWITCH - CLIP | |

# DTK113 Drain Trap Kit



Drain Trap Kits help manage condensate draining. The trap is made from clear PVC with durable schedule 40 PVC fittings. Sinple and quick to install, drain trap kits make it easy to troubleshoot and clean the trap as needed. A variety of installation options such as multiple cleanouts, standard or deep trap, flexible cleaning brush, and float switch are included.

| STD PKG | U/M | BERCOR NUMBER | DESCRIPTION | PC-1 EACH |
|---|---|---|---|---|
| 1 | EA | 97797 | DTK113B DRAIN TRAP KIT | |

# MBK-6 Drain Kat Kit




Use nitrogen or CO2 to clear clogged drains or clean coils.

- 250 PSI adjustable regulator with internal bleed-down safety
- Dual inlet and outlet gauges
- 87" hose provides extra reach
- Weighs less than 7 lbs
- Universal cone included
- Refill at your truck or shop

| STD PKG | U/M | BERCOR NUMBER | DESCRIPTION | PC-1 EACH |
|---|---|---|---|---|
| 2 | EA | 97798 | MBK-6 DRAIN KAT KIT | |

# A/C Easy Tees and Tool Kit

## For Condensate Drain Line Cleaning


ST75

### A/C Easy Tee

The easy tee is a simple, inexpensive way to clean condensate drain lines. It provides a port that is flexible and easy to use with nitrogen, water, or shop vac. Has no valve or moving parts that could fail.


ET75

### Service Tool Kit

Includes angle tool, straight tool, and compressed gas adaptor tool.

| STD PKG | U/M | BERCOR NUMBER | DESCRIPTION | PC-1 EACH |
|---|---|---|---|---|
| 20 | EA | 97796 | ET75 3/4IN TEE W/SERVICE PORT | |
| 6 | PKG | 97795 | ST75 SERVICE TOOL KIT W/3 FTGS | |

## RECTORSEAL ClearTrap Condensate Trap



- 3/4" blow molded, clear trap kit
- Features dual cleanouts
- Flexible cleaning brush included
- 2-year warranty

| STD PKG | U/M | BERCOR NUMBER | DESCRIPTION | PC-1 EACH |
|---|---|---|---|---|
| 10 | EA | 89854 | 83114 EZT-113B 3/4IN CROSS TRAP KIT W/BRUSH | |

## MA-LINE Tubing



### Aluminum Tubing

- ASTM B491
- 1435 Alloy
- .035 Wall Thickness
- Temperature Range: -250° to 250° F



### Neoprene Air Tubing

For use on furnaces, boilers, venter motors, air duct pressure switches and rooftop pressure differential switches.
**Temperature Rating:** -20° F to 212° F
**Length:** 60 inches long (5' roll)

| STD PKG | U/M | BERCOR NUMBER | DESCRIPTION | PC-1 L/CTN | PC-2 F/CTN |
|---|---|---|---|---|---|
| 10 | CL | 54041 | MA-AT14 1/4 OD 032 50FT ALUM TUBE | | |
| 10 | CL | 54042 | MA-AT38 3/8 OD 035 50FT ALUM TUBE | | |
| 10 | CL | 54043 | MA-AT12 1/2 OD 035 50FT ALUM TUBE | | |
| 1 | RLL | 54078 | MA-SNAT316-5 3/16 IN ID SQUARE BLACK NEOPRENE TUBING | | |

## RECTORSEAL Condensate Hose

### Non-Insulated



| STD PKG | U/M | BERCOR NUMBER | DESCRIPTION | PC-1 EACH |
|---|---|---|---|---|
| 5 | EA | 61953 | DH-16S 16MM 5/8IN 20FT STANDARD NON-INSULATED DRAIN HOSE | |

## MA-LINE Heavy Duty PVC Braided Hose



### HDT12

- 1/2" ID x 50' roll
- 150 PSI working pressure
- 450 PSI burst pressure

### HDT38

- 3/8" ID x 50' roll
- 200 PSI working pressure
- 600 PSI burst pressure

### HDT58

- 5/8" ID x 50' roll
- 150 PSI working pressure
- 450 PSI burst pressure

| STD PKG | U/M | BERCOR NUMBER | DESCRIPTION | PC-1 L/CTN | PC-2 F/CTN |
|---|---|---|---|---|---|
| 1 | RLL | 54031 | MA-HDT12 1/2IN X 50FT HEAVY DUTY PVC BRAIDED DRAIN TUBING | | |
| 1 | RLL | 54033 | MA-HDT38 3/8ID X 50FT HEAVY DUTY PVC BRAIDED DRAIN TUBING | | |
| 1 | RLL | 54024 | MA-HDT58 5/8ID X 50FT HEAVY DUTY PVC BRAIDED DRAIN TUBING | | |

## Vinyl Drain Hose



| STD PKG | U/M | BERCOR NUMBER | DESCRIPTION | PC-1 1-4 CTNS | PC-2 5 CTNS |
|---|---|---|---|---|---|
| 1 | PKG | 41624 | 79131 (100FT) 1/4 ID VINYL HOSE | | |
| 1 | PKG | 41613 | 79132 (100FT) 5137 3/8 ID VINYL HOSE | | |
| 1 | PKG | 41614 | 79133 (100FT) 5150 1/2 ID VINYL HOSE | | |
| 1 | PKG | 41615 | 79134 (100FT) 5162 5/8 ID VINYL HOSE | | |
| 1 | PKG | 41612 | 79135 (100FT) 3/4 ID VINYL HOSE | | |

## Drain Hose Fittings



701-012



701-018



701-019



701-020



701-034

| STD PKG | U/M | BERCOR NUMBER | DESCRIPTION | PC-1 EACH |
|---|---|---|---|---|
| 1 | PKG | 41578 | 701-012 3/8 BARB X 1/2 MPT ADAPTER 2/PKG | |
| 1 | PKG | 41583 | 701-018 1/2IN BARB ELBOW 2/PKG | |
| 1 | PKG | 41581 | 701-019 1/2 BARB X 3/4 FPT ELBOW 2/PKG | |
| 1 | PKG | 41580 | 701-020 1/2 BARB X 3/4 MPT ELBOW 2/PKG | |
| 1 | PKG | 41582 | 701-034 1/2IN BARB TEE 2/PKG | |

## Saddle Valve

**Fits Copper Tubing from 3/8"**

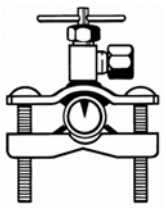

| STD PKG | U/M | BERCOR NUMBER | DESCRIPTION | PC-1 EACH |
|---|---|---|---|---|
| 10 | EA | 45730 | STV2LL SADDLE TAP VALVE LOW LEAD | |

## T-595NL Angle Valve

**1/4-Turn, Ball-Type, Chrome Supply Stops**



- **No Lead (NL)model** is suitable for all State and pending U.S. Federal Public Law (111-380) potable water installations.
- 1/4 turn, self-cleaning ball valve design resists mineral and scale build-up.
- The ball-seat and dual O-ring stem seal out-perform multi-turn stop valves.
- Cold working pressure: 125 psi.
- Not suitable for steam service.

| STD PKG | U/M | BERCOR NUMBER | DESCRIPTION | PC-1 1-9 | PC-2 10 |
|---|---|---|---|---|---|
| 5 | EA | 52710 | 114-614NL T-595NL 5/8IN OD X 1/4IN OD ANGLE VALVE | | |

## Linacoustic Duct Liner



A flexible duct liner insulation made from strong, glass fibers bonded with a thermosetting resin. The airstream surface is protected with Johns Manville exclusive Reinforced Coating System, that combines a Permacote® acrylic coating with a flexible glass cloth reinforcement. Factory applied edge coating assures coverage of the leading edges per NAIMA/SMACNA requirements.

Linacoustic liner improves indoor building environment, is resistant to dust and dirt, resists microbial growth, and is GREENGUARD® certified.

| Install R Value | STD PKG | U/M | BERCOR NUMBER | DESCRIPTION | PC-1 1 | PC-2 2-4 | PC-3 5 |
|---|---|---|---|---|---|---|---|
| 2.2 | 6 | EA | 40749 | 1/2X47X100 LINACOUSTIC RC LINER | | | |
| 2.2 | 4 | EA | 40748 | 1/2X59X100 LINACOUSTIC RC LINER | | | |
| 4.2 | 4 | EA | 40745 | 1X47X100 LINACOUSTIC RC LINER | | | |
| 4.2 | 4 | EA | 40746 | 1X56-1/4X100 LINACOUSTIC LINER | | | |
| 4.2 | 4 | EA | 40747 | 1X59X100 LINACOUSTIC RC LINER | | | |
| 6.3 | 2 | EA | 40762 | 1 1/2X47X50 LINACOUSTIC RC LINER | | | |
| 6.3 | 2 | EA | 40763 | 1 1/2X59X50 LINACOUSTIC RC LINER | | | |
| 8.0 | 2 | EA | 40764 | 2X47X50 LINACOUSTIC RC LINER | | | |
| 8.0 | 2 | EA | 40765 | 2X59X50 LINACOUSTIC RC LINER | | | |

## Duct Wrap



Microlite EQ Formaldehyde-free™ duct wrap insulation is a brown, lightweight, highly resilient, blanket-type thermal insulation. The insulation blanket is manufactured from rotary-process fiberglass bonded with a resin made primarily from rapidly renewable plant-based meterials.

- FSK vapor barrier
- 2" stapling tab

| Out of Pkg. R Value | Install R Value | STD PKG | U/M | BERCOR NUMBER | DESCRIPTION | PC-1 1 | PC-2 2-4 | PC-3 5 |
|---|---|---|---|---|---|---|---|---|
| 5.2 | 4.2 | 4 | EA | 40753 | 1-1/2X48X100 EQ DUCT WRAP | | | |
| 6.9 | 5.6 | 4 | EA | 40754 | 2X48X75 EQ DUCT WRAP | | | |
| 8.0 | 6.5 | 4 | EA | 40751 | 2 1/3X48X75 EQ DUCT WRAP | | | |
| 10.3 | 8.3 | 4 | EA | 40756 | 3X48X50 EQ DUCT WRAP | | | |

## Foil Duct Insulation



- Thermal performance unaffected by moisture
- Non-toxic and non-carcinogenic
- Approved vapor barrier protection
- Inhibits condensation, mold and fungi growth
- Reflects 94% of radiant heat

| STD PKG | U/M | BERCOR NUMBER | DESCRIPTION | PC-1 1 | PC-2 2-4 |
|---|---|---|---|---|---|
| 3 | RLL | 41890 | 2290-16-032 16IN X 32FT FOIL DUCT INSULATION | | |
| 3 | RLL | 41891 | 2290-17-032 17IN X 32FT FOIL DUCT INSULATION | | |
| 2 | RLL | 41892 | 2290-24-032 24IN X 32FT FOIL DUCT INSULATION | | |
| 2 | RLL | 41893 | 2290-34-032 34IN X 32FT FOIL DUCT INSULATION | | |
| 1 | RLL | 41894 | 2290-48-050 48IN X 50FT FOIL DUCT INSULATION | | |

# Insulation Fasteners



Grip-Ons

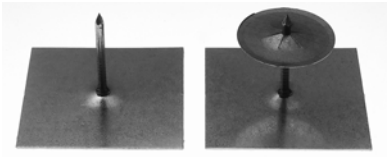

Stik-Ons



Weld-Ons

### Grip-Ons

Grip-On pins are made with nail tips that have a double claw that grabs more metal. The hardened tip penetrates sheet metal, yet is soft enough to bend at the right moment of impact with an underlying harder surface. The points will not shatter.

### Stik-Ons

Stik-Ons are 14-gauge steel insulation pins that are permanently staked through 2" x 2" galvanized steel base plates. A pressure-sensitive adhesive backing provides a permanent bond between the Stik-Ons and ductwork. Clips included. Use to hold all low- and medium-density insulation and insulation board where the temperature will not exceed 180° F (82° C).

### Weld-Ons

Weld-ons are manufactured from a special carbon alloy steel, the point of the welding pin is hardened in a unique cold form process. This hardens the points, giving them a steel temper, which, unlike other welding pins, will not blunt or flatten when applied. The sharper point of contact results in a better weld and creates fewer sparks that ignite adhesives or burn substrates. Weld-ons are easily applied using any conventional portable or automatic resistance welding unit.

### Grip-Ons Insulation Hammer and Fasteners

| STD PKG | U/M | BERCOR NUMBER | DESCRIPTION | PC-1 EACH |
|---|---|---|---|---|
| 1 | BOX | 48085 | 308239 1/2" GRIP-ONS 1,000 (GOT-50) | |
| 1 | CTN | 42052 | 308233 GRIP-ONS 1/2" 5000 (GOB-50) | |
| 1 | BOX | 42086 | 308235 1" GRIP-ONS LD 1,000 (GOT-100LD) | |
| 1 | CTN | 42082 | 308229 1" GRIP-ONS LD 5,000 (GOB-100LD) | |
| 1 | EA | 42085 | 309845 KWIKI LOCKING EXTENSION | |

### Stik-Ons Insulation Fasteners

| STD PKG | U/M | BERCOR NUMBER | DESCRIPTION | PC-1 1-3 | PC-2 4 |
|---|---|---|---|---|---|
| 1 | BOX | 42055 | 308162 STIK-ONS 1 1/4" 100 | | |
| 1 | BOX | 42056 | 308164 STIK-ONS 2" 100 | | |

### Weld-Ons Insulation Fasteners with Cup Style Washer

| STD PKG | U/M | BERCOR NUMBER | DESCRIPTION | PC-1 1-9 | PC-2 10 |
|---|---|---|---|---|---|
| 1 | BOX | 42076 | 308111 1/2" WELD-ONS CUP 1,000 (DWT-50) | | |
| 1 | BOX | 42077 | 308119 1/2" WELD-ONS CUP 5,000 (DWB-50) | | |

### Weld-Ons Insulation Fasteners with Flat Style Washer

| | | | | | |
|---|---|---|---|---|---|
| 1 | BOX | 42074 | 308141 1/2" WELD-ONS FLAT 5,000 (FWB-50) | | |
| 1 | BOX | 42075 | 308142 3/4" WELD-0NS FLAT 5,000 (FWB-75) | | |
| 1 | BOX | 42073 | 308136 1" WELD-ONS FLAT 1,000 (FWT-100) | | |
| 1 | BOX | 42078 | 308143 1" WELD-ONS FLAT 5,000 (FWB-100) | | |

# Spot-Ons Insulation Fasteners

## Pins and Clips



Spot-Ons and clips are a convenient and proven method for fastening insulation blanket or board to sheet metal. Spot-Ons are ring-shanked pins, made of 14-gauge low carbon steel, annealed and zinc-plated. Apply using any portable or stationary resistance welding unit with hollow magnetic tip.

Available in four lengths, Spot-Ons can accomodate up to 1/2"–2-1/2" thick insulation.

Clips, sold separately, are easy to install over the pin tip. They will hold any board or blanket insulation in place.

### Spot-Ons Insulation Fastener Clips

| STD PKG | U/M | BERCOR NUMBER | DESCRIPTION | PC-1 1-9 | PC-2 10 |
|---|---|---|---|---|---|
| 1 | BOX | 42079 | 308325 SPOT-ONS CLIPS 1,000 (DCT-100) | | |
| 1 | BOX | 42069 | 308327 SPOT-ON CLIPS 5,000 (DCB-100) | | |

### Spot-Ons Insulation Fastener Pins

| | | | | | |
|---|---|---|---|---|---|
| 1 | BOX | 42070 | 308103 3/4" SPOT-ONS PINS 1,000 (DST-75) | | |
| 1 | BOX | 42080 | 308105 1 1/4" SPOT-ONS PINS 1,000 (DST-125) | | |
| 1 | BOX | 42071 | 308107 2" SPOT-ONS PINS 1,000 (DST-200) | | |
| 1 | BOX | 42072 | 308109 2 1/2" SPOT-ONS PINS 1,000 (DST-250) | | |

# Duct Board



**Micro-Aire**



**SuperDuct**

### Micro-Aire®

Mat-faced Micro-Aire duct board is produced from durable glass fibers bonded with a thermosetting resin. The airstream side features a fiber glass mat for use at velocities up to 5,000 fpm (25.4 m/sec). The opposite side features a fire-resistant Foil-Scrim-Kraft facing extending the full width of the male edge to serve as an integral closure flap for section joints.

- Double airstream surface
- Quiet operaton
- Will not support microbial growth

### SuperDuct® RC

SuperDuct RC air duct board is made from strong, resilient glass fibers bonded with a thermosetting resin. Male/female joints are factory made on the transverse edges of each board. A tough FSK (foil-scrim-kraft) facing is laminated to the exterior surface of the board. Resistant to dust and dirt

- Will not support microbial growth
- Quiet operation
- Better temperature control
- Extended performance parameters
- SMACNA leakage class 6

### Micro-Aire

| STD PKG | U/M | BERCOR NUMBER | DESCRIPTION | PC-1 L/CTN | PC-2 1-4 CTNS | PC-3 5 CTNS |
|---|---|---|---|---|---|---|
| 8 | SHT | 40733 | 1X48X96 MICRO-AIRE DUCTBOARD | | | |
| 6 | SHT | 40734 | 1X48X120 MICRO-AIRE DUCT BOARD | | | |
| 1 | PLT | 40735 | 1X48X120 PALLET MICRO-AIRE BRD (44 SHT) | | | |
| 4 | SHT | 40766 | 1 1/2X48X120 MICRO-AIRE DUCTBOARD | | | |
| 1 | PLT | 40771 | 1 1/2X48X120 PALLET MICRO-AIRE BRD (30 SHT) | | | |
| 3 | SHT | 40767 | 2X48X120 MICRO-AIRE DUCTBOARD | | | |

### SuperDuct RC

| | | | | | | | |
|---|---|---|---|---|---|---|---|
| 4.3 | 6 | SHT | 40736 | 1X48X120 SUPERDUCT RC | | | |
| 6.5 | 4 | SHT | 40768 | 1 1/2X48X120 SUPERDUCT RC | | | |
| 8.7 | 2 | EA | 40763 | 1 1/2X59X50 LINACOUSTIC RC LINER | | | |

# Millboard



For fire-stop or shield around heating equipment, wall board, gaskets, washers, electrical devices, ovens, and fire doors.

| STD PKG | U/M | BERCOR NUMBER | DESCRIPTION | PC-1 EACH |
|---|---|---|---|---|
| 1 | EA | 42118 | 19154 1/4"X39.4"X39.4" 6MM MINERAL FIBER MILLBOARD | |

# Fab Guard Flexible Duct Connector




- Fab Guard is designed to protect the fabric during fabrication operations
- Available in extra wide 4" fabric to allow more flexibility in all installations
- Packaged in the open position to facilitate scribing as the roll gets pulled out of its packaging
- Available exclusively in 28-gauge in black vinyl fabric

| STD PKG | U/M | BERCOR NUMBER | DESCRIPTION | PC-1 1-5 | PC-2 6 |
|---|---|---|---|---|---|
| 1 | EA | 42041 | 307865 2-4-2 28G 100' CONN RSDL FAB FLT BLK | | |

# Hypalon Flexible Duct Connectors




Hypalon is the preferred material for outdoor applications such as connections to rooftop units where they may be in direct strong sunlight. It is unaffected by ozone and can be used near electrostatic air cleaners with complete confidence. It is more abrasion-resistant than Neoprene and has a slightly wider operating temperature range. Hypalon resists a wide range of chemicals.

- Waterproof and airtight
- Off-white in color
- Highly resistant to ozone and sunlight
- Can be used indoors and outdoors
- Wider operating temperature range
- Superior aging characteristics

| STD PKG | U/M | BERCOR NUMBER | DESCRIPTION | PC-1 1-5 | PC-2 6 |
|---|---|---|---|---|---|
| 1 | EA | 42044 | 307831 3-3-3 24G 100' CONN CML HYP CLS WHT | | |
| 1 | EA | 42045 | 307905 3-6-3 24G 100' CONN SUPER HYP CLS WHT | | |

# Vinyl-Flex Flexible Duct Connectors




Vinyl-Flex is a polyvinyl chloride-coated polyester woven fabric with tremendous tear resistance. It can be used on both supply and return air ducts in most HVAC applications where an economical flexible connection is required and can be used in damp locations because it can resist bacterial attack.

- Low cost
- Leak proof
- Wide temperature range
- Good abrasion resistance
- Resistant to moisture and mildew
- Used in heating and cooling applications

| STD PKG | U/M | BERCOR NUMBER | DESCRIPTION | PC-1 1-5 | PC-2 6 |
|---|---|---|---|---|---|
| 1 | EA | 42042 | 307851 3-3-3 24G 100' CONN CML VNLFLX CLS BLK | | |
| 1 | EA | 42043 | 307899 2-3-2 28G 100' CONN RSDL VNLFLX CLS BLK | | |
| 1 | EA | 42040 | 307914 3-6-3 24G 100' CONN SUPER VNLFLX CLS BLK | | |
| 1 | EA | 42046 | 307881 3-3-3 28G 100' CONN LT-CML VNLFLX CLS BLK | | |

# Para-Link Parallel Blade

## Damper Bracket Assembly



**Set Includes:**

- (1) Para-Link bracket medium 1/4"
- (2) Strap and set screw square head
- (2) Flanged bearing bronze 1/2" oil impregnated
- (2) Bearing pin 1/2" x 2-1/2"

| STD PKG | U/M | BERCOR NUMBER | DESCRIPTION | PC-1 EACH |
|---|---|---|---|---|
| 100 | EA | 42049 | 307927 PARA-LINK SET PARALLEL BLADE | |

# Dyn-O-Rail Vane Rail



- Sturdy 23-gauge steel embossed for stiffness design
- Use with single or hollow vanes—up to 16-gauge steel
- Relief holes in slots support vanes during assembly
- Beveled edges remain straight for better contact

| STD PKG | U/M | BERCOR NUMBER | DESCRIPTION | PC-1 EACH |
|---|---|---|---|---|
| 1 | EA | 42047 | 308089 2 1/4X100' DYN-O-RAIL JR RDSL | |
| 1 | EA | 42048 | 308088 4 X 100' DYN-O-RAIL CML | |

# Hollow Vane and Push-On Rail





- Exclusive snaplock connection
- Eliminates peening and welding
- Extremely strong assembly

| STD PKG | U/M | BERCOR NUMBER | DESCRIPTION | PC-1 EACH |
|---|---|---|---|---|
| 100 | FT | 42089 | 317321 2" X 10' HOLLOW VANE JR | |
| 100 | FT | 42090 | 317322 2" X 10' PUSH-ON RAIL JR | |

## Dial-A-Matic Commercial Damper Regulators



- Heavy-gauge dial and handle
- 1/4" and 3/8" dial for round or rectangular duct application
- 1/4" dial regulator sets for use with dampers up to 10" x 10"
- 3/8" dial regulator sets for use with dampers up to 20" x 20"

| STD PKG | U/M | BERCOR NUMBER | DESCRIPTION | PC-1 L/CTN | PC-2 F/CTN |
|---|---|---|---|---|---|
| 10 | BOX | 42064 | 308004 1/4" LONG DIAL-A-MATIC SET | | |
| 1 | EA | 42051 | 308005 3/8" DIAL-A-MATIC SET | | |
| 100 | EA | 42063 | 308006 3/8" LONG DIAL-A-MATIC SET | | |

## Dyn-A-Quad Commercial Damper Regulators



308024



308043

### Features

- Clamping action minimizes rattle
- For use with dampers up to 30" x 30"
- 12 gauge steel handle with offset firmly clamps bearings and ensures non-slippage

### 308024 Includes

- Dyn-A-Quad single shear (1/2"), Square end bearing (1/2"), and spring slide bearing (1/2)

### 308043 Includes

- Backup neoprene gasket

| STD PKG | U/M | BERCOR NUMBER | DESCRIPTION | PC-1 EACH |
|---|---|---|---|---|
| 50 | EA | 42054 | 308043 1/2" DYN-A-QUAD CLAMPMATIC ROUND | |
| 50 | EA | 42050 | 308024 1/2" DYN-A-QUAD REG. SET | |

## Kwiki Residential Damper Regulators



The Kwiki line of bright, zinc-plated residential regulators are designed to allow easy installation onto any factory-made residential-quality blade. The spring in the spring-loaded bearing will never bind or interfere with the blade. The KB-1 (spring-loaded bearing) will perforate the metal with ease every time. A special handle can also be used on both ends simply by flipping it from one end to the other. For use with dampers up to 10" x 10".

### 307961 Includes:

Kwiki regulator (KH-1)
Kwiki retracting bearing 100 (KB-1)

### 307963 Includes:

Kwiki retracting bearing 100 (KB-1)
Kwiki handle 100
Kwiki wingnut 100
Kwiki washer steel 100
Kwiki gasket retracting bearing 100

| STD PKG | U/M | BERCOR NUMBER | DESCRIPTION | PC-1 L/CTN | PC-2 F/CTN |
|---|---|---|---|---|---|
| 10 | PKG | 42060 | 307963 KWIKI RGLTR (KH-1) 10/PKG | | |
| 10 | PKG | 42061 | 307961 KWIKI SET (KHS-1) 10/PKG | | |
| 100 | EA | 42065 | 307974 KWIKI WSHR STEEL (3012-100) | | |
| 100 | EA | 42066 | 307968 KWIKI HANDLE (3011-100) | | |
| 100 | EA | 42067 | 307970 KWIKI WINGNUT (3013-100) | | |
| 100 | EA | 42068 | 307964 KWIKI RETRACTING BRNG | | |

## Steel Metal Screws

| STD PKG | U/M | BERCOR NUMBER | DESCRIPTION | PC-1 EACH |
|---|---|---|---|---|
| 1 | CTN | 42057 | 308191 #8 X 1/2" TECHS HEX HEAD 1000-PK | |

# Zip-In® Self-Drilling, Tapping Screws



**Oval Head Zip-in Screws**



**Zip-in Register Screws**

A unique thread design and quality controlled manufacturing process spell the Zip-In difference. Zip-In's sophisticated heat treat process allows the screw to taper to a fine, sharp point without sacrificing critical point strength. A single starting thread is machined down to the very tip of the point and is the source of Zip-In's penetrating power. A second thread above the point engages after initial penetration and moves the screw in double fast. Zip-In screws are faster driving, with a greater capacity for fastening heavier gauges of sheet metal than any other self-drilling type.

## 100 Packs

| Head Size | STD PKG | U/M | BERCOR NUMBER | DESCRIPTION | PC-1 1-9 | PC-2 10 |
|---|---|---|---|---|---|---|
| 1/4 | 1 | BOX | 42827 | HW6X3/8Z 100-PAK 1/4 HEAD SIZE DRILL SCREW | | |
| 1/4 | 1 | BOX | 42828 | HW7X1/2ZX 100-PAK 1/4 HEAD SIZE DRILL SCREW | | |
| 1/4 | 1 | BOX | 42829 | HW8X1/2ZX 100-PAK 1/4 HEAD SIZE DRILL SCREW | | |
| 1/4 | 1 | BOX | 42836 | HW8X1ZX 100-PAK 1/4 HEAD SIZE ZIP-IN SCREWS | | |
| 1/4 | 1 | BOX | 42830 | HW10X1/2ZX 100-PAK 1/4 HEAD SIZE DRILL SCREW | | |
| 1/4 | 1 | BOX | 42831 | HW10X3/4ZX 100-PAK 1/4 HEAD SIZE DRILL SCREW | | |

## 250 Packs

| Head Size | STD PKG | U/M | BERCOR NUMBER | DESCRIPTION | PC-1 1-9 | PC-2 10 |
|---|---|---|---|---|---|---|
| 1/4 | 1 | BOX | 42840 | HW8X1 1/2ZWT 250-PAK 1/4 HEAD SIZE WHITE DRILL SCREW | | |
| 1/4 | 1 | BOX | 42841 | HW8X2ZWT 250-PAK 1/4 HEAD SIZE WHITE DRILL SCREW | | |
| 1/4 | 1 | BOX | 42845 | PO8X2ZWT 250-PAK 1/4 HEAD SIZE WHITE SCREW | | |

## 500 Pack

| Head Size | STD PKG | U/M | BERCOR NUMBER | DESCRIPTION | PC-1 1-9 | PC-2 10 |
|---|---|---|---|---|---|---|
| 1/4 | 1 | BOX | 42837 | HW8X1ZT 500-PAK 1/4 HEAD SIZE ZIP-IN SCREWS | | |

## 1,000 Packs

| Head Size | STD PKG | U/M | BERCOR NUMBER | DESCRIPTION | PC-1 1-9 | PC-2 10 |
|---|---|---|---|---|---|---|
| 1/4 | 1 | BOX | 42858 | HW6X3/8ZT M PAK 1/4 HEAD SIZE DRILL SCREW | | |
| 1/4 | 1 | BOX | 42859 | HW7X1/2ZT M PAK 1/4 HEAD SIZE DRILL SCREW | | |
| 1/4 | 1 | BOX | 42860 | HW8X1/2ZT M PAK 1/4 HEAD SIZE DRILL SCREW | | |
| 1/4 | 1 | BOX | 42867 | HW8X3/4ZT M PAK 1/4 HEAD SIZE DRILL SCREW | | |
| 1/4 | 1 | BOX | 42862 | HW10X1/2ZT M PAK 1/4 HEAD SIZE DRILL SCREW | | |
| 1/4 | 1 | BOX | 42868 | HW10X3/4ZT M PAK 1/4 HEAD SIZE DRILL SCREW | | |

## Bulk Packs

| Head Size | STD PKG | U/M | BERCOR NUMBER | DESCRIPTION | PC-1 CTN |
|---|---|---|---|---|---|
| 1/4 | 1 | CTN | 42821 | HW7X1/2Z 15M PAK 1/4 HEAD SIZE DRILL SCREW | |
| 1/4 | 1 | CTN | 42822 | HW8X1/2Z 12M PAK 1/4 HEAD SIZE DRILL SCREW | |
| 1/4 | 1 | CTN | 42825 | HW8X1Z 7M PAK 1/4 HEAD SIZE ZIP-IN SCREWS | |
| 1/4 | 1 | CTN | 42823 | HW10X1/2Z 10M PAK 1/4 HEAD SIZE DRILL SCREW | |
| 1/4 | 1 | CTN | 42824 | HW10X3/4Z 8M PAK 1/4 HEAD SIZE DRILL SCREW | |

## Bucket Packs

| Head Size | STD PKG | U/M | BERCOR NUMBER | DESCRIPTION | PC-1 EACH |
|---|---|---|---|---|---|
| 1/4 | 1 | EA | 42833 | HW7X1/2ZP 7,500 1/4 HEAD SIZE ZIP-IN SCREWS PAILS | |
| 1/4 | 1 | EA | 42834 | HW8X1/2ZP 7M 1/4 HEAD SIZE ZIP-IN SCREWS PAILS | |
| 1/4 | 1 | EA | 42835 | HW8X3/4ZP 5M 1/4 HEAD SIZE ZIP-IN SCREWS PAILS | |

# Bit-Tip® Drill & Tap Screws



Bit-Tip drill and tap screws drill their own hole, which produces the optimum hole size, resulting in better thread engagement and a tighter fit. One operation fastening also means no alignment problems.

| Point Size | Screw Size | Head Size | STD PKG | U/M | BERCOR NUMBER | DESCRIPTION | PC-1 1-9 | PC-2 10 |
|---|---|---|---|---|---|---|---|---|
| 2 | 8 - 18 x 1/2 | 1/4 | 1 | BOX | 42930 | BT131T 8-18X1/2 1/4 HEAD SIZE M-PAK BIT TIP SCREW | | |
| 2 | 8 - 18 x 3/4 | 1/4 | 1 | BOX | 42932 | BT133T 8-18X3/4 1/4 HEAD SIZE 500-PAK BIT TIP SCREW | | |
| 2 | 8 - 18 x 3/4 | 1/4 | 1 | CTN | 42933 | BT133 8-18X3/4 1/4 HEAD SIZE BIT-TIP SCREW 10M BULK | | |
| 2 | 10 - 16 x 3/4 | 5/16 | 1 | BOX | 42936 | BT143T 10-16X3/4 5/16 HEAD SIZE BIT TIP SCREW 500-PAK | | |
| 2 | 10 - 16 x 3/4 | 5/16 | 1 | CTN | 42937 | BT143 7M 5/19 HEAD SIZE BIT-TIP SCREW | | |

# Riveters



**2-In-1**



**CR18**

### 2-In-1

One hand operation with normal squeezing action provides enough pulling power to set all popular size rivets. 2-in-1 adjustment features a single long stroke for most hand riveting applications and a short "ratchet action" power stroke for setting larger diameter rivets.

Professional slim nose allows the 2-in-1 to go where other hand riveters cannot. Ideal for reaching into corners and recessed areas. Three nosepieces (1/8, 5/32 and 3/16") are included with tool.

### CR18

Lightweight, compact size, and slim nose projection allows the CR18 riveter to go wherever the work is. Four rivet nosepieces (3/32, 1/8, 5/32, 3/16") store in handle. Ideally suited for blind riveting applications in aluminum windows, gutter, and downspout. Not for use with 5/32" or 3/16" steel rivets.

| STD PKG | U/M | BERCOR NUMBER | DESCRIPTION | PC-1 EACH |
|---|---|---|---|---|
| 1 | EA | 47143 | 2 IN 1 MALCO HAND RIVETER | |
| 3 | EA | 47140 | CR18 MALCO HAND RIVETER | |

# Pop Rivets



The type and thickness of material in the joint to be riveted are major considerations when selecting the proper rivet. It is usually possible and advantageous to select a rivet material similiar to the material of the sections being fastened. The total joint thickness determines the rivet length. The joint strength required determines the rivet diameter.

## Nomenclature

| A | S | 4 | 2 | D |
|---|---|---|---|---|
| **Rivet Material** | **Stem Material** | **Rivet Diameter** | **Maximum Grip** | **Type of Head** |
| A=Aluminum<br>S=Carbon Steel<br>M=Monel<br>SS=Stainless Steel<br>C=Copper | A=Aluminum<br>S=Carbon Steel<br>SS=Stainless Steel | in 32nds of an inch | in 16ths of an inch | D=Dome Head<br>L=Countersunk Head<br>LF=Large Flange Head |

| Old USM Number | Dia. (In.) | Grip | STD PKG | U/M | BERCOR NUMBER | DESCRIPTION | PC-1 1-9 | PC-2 10 |
|---|---|---|---|---|---|---|---|---|
| AD-42-ABS | 1/8 | .063-.125 | 1 | BOX | 47151 | AA-42-DT M PAK RIVET | | |
| AD-44-ABS | 1/8 | .188-.250 | 1 | BOX | 47152 | AA-44-DT M PAK RIVET | | |
| CD-42-BS | 1/8 | .063-.125 | 1 | BOX | 47166 | CS-42-DX 100 PAK RIVET | | |
| SS-42-D | 1/8 | .063-.125 | 1 | BOX | 47169 | SS-42-DT M PAK RIVET | | |
| SD-43-BS | 1/8 | .126-.187 | 1 | BOX | 47170 | SS-43-DT M PAK RIVET | | |
| SD-44-BS | 1/8 | .188-.250 | 1 | BOX | 47171 | SS-44-DT M PAK RIVET | | |
| SD-46-BS | 1/8 | .313-.375 | 1 | BOX | 47172 | SS-46-DT M PAK RIVET | | |
| SSD-42-SSBS | 1/8 | .063-.125 | 1 | BOX | 47228 | SS/SS-42-DT M PAK RIVET | | |
| SSD-44-SSBS | 1/8 | .188-.250 | 1 | BOX | 47229 | SS/SS-44-DT M PAK RIVET | | |

# Anchor Kits



| STD PKG | U/M | BERCOR NUMBER | DESCRIPTION | PC-1 EACH |
|---|---|---|---|---|
| 5 | KIT | 46465 | 80174 / 6608 3/8" ANCHOR KIT WITH 5/16" MASONRY DRILL BIT | |
| 5 | KIT | 46467 | 80168 / 6607 3/16" ANCHOR KIT | |

# Galvanized Mechanic's Wire



| STD PKG | U/M | BERCOR NUMBER | DESCRIPTION | PC-1 EACH |
|---|---|---|---|---|
| 16 | EA | 48037 | 710-185G 5 LB 18 GA GALV MECH WIRE | |

# ELCO TEXTRON Hanger Mate® Threaded Rod Anchoring System

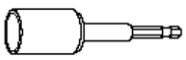

ZE215



EZG650

- Use the Elco Hanger System to attach threaded rod and components to metal, masonry, or wood.
- Faster than beam clamps.
- No more predrilling metal or wood.
- Eliminates pounding or setting of unthreaded anchors into masonry.
- Easier to install than powder-actuated stud pin and coupling nut assemblies.
- Replaces coach screws, hanger bolts, swing connectors, and ceiling flanges.
- Eliminates multiple fastening forms.

| STD PKG | U/M | BERCOR NUMBER | DESCRIPTION | PC-1 1-9 | PC-2 10 |
|---|---|---|---|---|---|
| 6 | EA | 40045 | ZE215 INSTALLATION TOOL F/STEEL OR WOOD | | |
| 6 | BOX | 40090 | EZG650 25 PAK 5/16-14X2-1/4 3/8-16 ROD END DRILLED WOOD HANGERMATE | | |
| 6 | BOX | 40088 | EZG650 50 PAK 5/16-14X2-1/4 3/8-16 ROD END DRILLED WOOD HANGERMATE | | |

# ELCO TEXTRON Tapcon® Fasteners

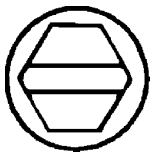

**Slotted Hex Washer Head**



**Phillips Flat Head**



**Carbide-tipped Drill Bit**

Use the Tapcon system to replace expansion anchors, powder-actuated fasteners, and plugs and screws. Tapcon is designed as a masonry fastening system and will perform properly only when all elements of the system are used. (Tapcon fasteners, Condrive® installation tools, and Elco carbide-tipped masonry drills).

The condrive 1000 is a dual purpose tool that allows you to both drill the hole and drive the fastener. The Condrive tool fits the chucks of standard hammer drills. The Condrive 1000 is a 2-step, multi-purpose tool designed to be used with all sizes and styles of fasteners.

| STD PKG | U/M | BERCOR NUMBER | DESCRIPTION | PC-1 1-9 | PC-2 10 |
|---|---|---|---|---|---|
| 5 | EA | 40330 | LP100 CONDRIVE 1000 | | |
| 6 | BOX | 40300 | LE300 3/16 X 1 1/4 SLOTTED HEX MASONRY 100PK | | |
| 10 | BOX | 40307 | LE405 1/4 X 1 1/4 SLOTTED HEX MASONRY 100PK | | |
| 10 | BOX | 40308 | LE415 1/4 X 1 3/4 SLOTTED HEX MASONRY 100PK | | |
| 10 | EA | 40335 | LT405 3/16 X 3 1/2 CARBIDE TIPPED DRILL BIT | | |
| 6 | BOX | 40309 | LE425 1/4 X 2 1/4 SLOTTED HEX MASONRY 100PK | | |
| 10 | EA | 40336 | LT415 3/16 X 4 1/2 CARBIDE TIPPED DRILL BIT | | |

# Q-BAND Flexible Duct Band



## Cut to Length

Wrap around duct and insert other end of band in the pull through side and tool tighten with Q-Gun. Reusable. Simply lift pawl to release band. Insert either end of Q-Band into self-locking starter side of Q-Clip.

| STD PKG | U/M | BERCOR NUMBER | DESCRIPTION | PC-1 EACH |
|---|---|---|---|---|
| 40 | BOX | 44620 | QB-100 1/2" 100' Q-BAND | |
| 100 | PKG | 44622 | Q-CLIP 25/PKG | |
| 6 | EA | 44624 | Q-GUN | |

# Wire Ties



### Natural Cable Ties

| STD PKG | U/M | BERCOR NUMBER | DESCRIPTION | PC-1 EACH |
|---|---|---|---|---|
| 1 | PKG | 94658 | 86104 6 INCH NATURAL STANDARD TIE 100/PKG | |
| 1 | PKG | 94652 | 86106 8 INCH NATURAL STANDARD TIE 100/PKG | |
| 1 | PKG | 94654 | 86114 8 INCH NATURAL MOUNTING TIE 100/PKG | |
| 1 | PKG | 94659 | 86110 14 INCH NATURAL STANDARD TIE 100/PKG | |
| 1 | PKG | 94655 | 86127 24 INCH NATURAL DUCT STRAP 50/PKG | |
| 1 | PKG | 94648 | 86128 36 INCH DUCT STRAP 50/PKG | |
| 1 | PKG | 94651 | 86129 48 INCH DUCT STRAP 50/PKG | |

### Black Cable Ties

| | | | | |
|---|---|---|---|---|
| 1 | PKG | 94656 | 86105 6 INCH BLACK STANDARD TIE 100/PKG | |
| 1 | PKG | 94649 | 86107 8 INCH BLACK STANDARD TIE 100/PKG | |
| 1 | PKG | 94650 | 86111 14 INCH BLACK STANDARD TIE 100/PKG | |
| 1 | PKG | 94657 | 86102 24 INCH BLACK DUCT STRAP 50/PKG | |
| 1 | PKG | 94653 | 86103 36 INCH BLACK DUCT STRAP 50/PKG | |

# Clamp Tools



**TY4G**



**TY6**

The **TY4G** manual cut-off tensioning tool features a unique notched gripper. Includes gray vinyl cushion grips. Works on all ties including thin designs. The **TY6** adjustable, high leverage tensioning tool with automatic cut-off is designed for a heavy user of nylon ties. Works on all ties including thin designs.

| STD PKG | U/M | BERCOR NUMBER | DESCRIPTION | PC-1 EACH |
|---|---|---|---|---|
| 6 | EA | 42950 | TY4G MANUAL CUT-OFF TIE TOOL/GRIP'D | |
| 3 | EA | 42951 | TY6 HIGH LEVERAGE TIE TOOL | |

# Cable Shears



- Heavy duty tempered steel blades
- Unique triangular jaws cleanly cut cable without compression or frayed ends

| STD PKG | U/M | BERCOR NUMBER | DESCRIPTION | PC-1 EACH |
|---|---|---|---|---|
| 1 | EA | 83668 | 63016 HEAVY DUTY CABLE SHEARS | |

## Gripple® Duct Hanger



- Gripple's time saving qualities reduce installation by up to 6 times compared to threaded rod, chain or hanger strap.
- Gripple hangers provide the advantages of maximum speed, efficiency and safety.
- Gripple's lightness is a major safety improvement in reducing accident risk in aerial situations caused by falling materials.
- Gripple hangers are far less invasive than threaded rod and enhance the aesthetics of your installations.

**317297**
Grade AISI zinc galvanized cable. 1/8" diameter for use with No. 3 Gripple fastener only. 7 x 7 cable construction. SWL max 200 lbs.

**317296**
No. 3 Gripple fastener for use with no. 3 Gripple wire cable, SWL max 200 lbs.

| STD PKG | U/M | BERCOR NUMBER | DESCRIPTION | PC-1 EACH |
|---|---|---|---|---|
| 5 | PKG | 42058 | 317296 1/8" ROPE GRIP (10-PKG) | |
| 1 | EA | 42059 | 317297 1/8" METAL ROPE 500FT SPOOL | |
| 10 | EA | 42087 | 317302 KEY WITH BELT CLIP | |

## Wire Pipe Hook

For 1-1/4 inch OD or smaller pipe or tubing.



| STD PKG | U/M | BERCOR NUMBER | DESCRIPTION | PC-1 L/CTN | PC-2 F/CTN |
|---|---|---|---|---|---|
| 50 | EA | 13385 | PWS-9 GA. 1X6 PLAIN WIRE PIPE HOOK | | |

## Swivel Hangers

- Swivel saddle holds PVC and DVWpipe securely, yet allows for expansion and contraction
- Made of white ABS plastic
- 360° rotating feature allows pipe to hang at any angle
- Nails holes (1" apart) serve as drop markers

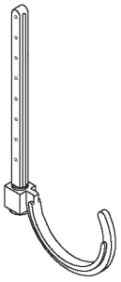

| STD PKG | U/M | BERCOR NUMBER | DESCRIPTION | PC-1 L/CTN | PC-2 F/CTN |
|---|---|---|---|---|---|
| 25 | EA | 13380 | SH-2 2 IN SWIVEL HANGER | | |
| 25 | EA | 13381 | SH-3 3 IN SWIVEL HANGER | | |

## Pipe Clamps

- Half plastic
- Pre-loaded ringed shank nail
- Install clamps in alternating directions to ensure secure piping installation

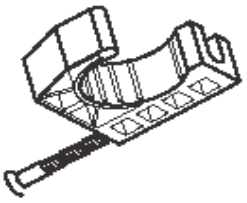

| STD PKG | U/M | BERCOR NUMBER | DESCRIPTION | PC-1 EACH |
|---|---|---|---|---|
| 1 | PKG | 13389 | BHS-2P-5 3/4 (100/PAK) PLASTIC HALF STRAP W/NAIL | |
| 1 | PKG | 13390 | BHS-3P-5 1 (50/PAK) PLASTIC HALF STRAP W/NAIL | |

# Cush-A-Clamp Pipe Strap



Assembly consists of Goldguard finish steel clamp with controlled squeeze shoulder bolt with locknut and modified thermoplastic elastomer cushion. Secure pipes, tubes, and hoses for fluid conductors with the Cooper B-Line Cush-A-Clamp system.

Installation is easy and requires no more time than a simple pipe clamp installation. The cushion absorbs the shocks and associated vibrations from fluid surges in tubes, pipes, and hoses. It can handle temperatures from 300° F down to -30° F. Cushions are available in sizes from 1/4" to 4-1/8".

| STD PKG | U/M | BERCOR NUMBER | DESCRIPTION | PC-1 L/CTN | PC-2 F/CTN |
|---|---|---|---|---|---|
| 25 | EA | 96025 | BVT037 / A716 3/8 OD CUSH-A-CLAMP | | |
| 25 | EA | 96026 | BVT050 / A716 1/2 OD CUSH-A-CLAMP | | |
| 25 | EA | 96027 | BVT062 / A716 5/8 OD CUSH-A-CLAMP | | |
| 25 | EA | 96028 | BVT075 / A716 3/4 OD CUSH-A-CLAMP | | |
| 25 | EA | 96029 | BVT087 / A716 7/8 OD CUSH-A-CLAMP | | |
| 25 | EA | 96030 | BVT112 / A716 1-1/8OD CUSH-A-CLAMP | | |
| 10 | EA | 96031 | BVT137 / A716 1-3/8OD CUSH-A-CLAMP | | |
| 10 | EA | 96032 | BVT162 / A716 1-5/8OD CUSH-A-CLAMP | | |
| 10 | EA | 96033 | BVT212 / A716 2-1/8OD CUSH-A-CLAMP | | |
| 10 | EA | 96034 | BVT262 / A716 2-5/8OD CUSH-A-CLAMP | | |
| 10 | EA | 96035 | BVT312 / A716 3-1/8OD CUSH-A-CLAMP | | |

# Dura-Blok™ Rooftop Support System



**DB5, DB10**



**DBM**

### Features

- Reflective stip on both sides allow for easy product visibility on DBP, DB10, and DBE10-12
- 1" gap between blocks allows water to flow freely around longer assemblies
- Extends roof life
- Dampens vibrations
- No need for supplemental rubber pad
- Will not float
- Made from 100% recycled rubber

### Applications

- Pipe supports
- HVAC supports
- Roof walkway supports
- Duct supports
- Conduit supports
- Cable Tray Supports

| Dimensions (W x L x H) (In.) | STD PKG | U/M | BERCOR NUMBER | DESCRIPTION | PC-1 EACH |
|---|---|---|---|---|---|
| 6 x 4.8 x 4 | 1 | EA | 96162 | DBM DURABLOK 200 LBS CAPACITY ROOF TOP SUPPORT | |
| 6 x 4.8 x 5 | 1 | EA | 96163 | DB5 DURABLOK 200 LBS CAPACITY ROOF TOP SUPPORT W/CHANNEL | |
| 6 x 9.6 x 4 | 1 | EA | 96164 | DBP-DURABLOK 500 LBS CAPACITY ROOF TOP SUPPORT | |
| 6 x 9.6 x 5 | 1 | EA | 96165 | DB10 500 LBS CAPACITY ROOF TOP SUPPORT W/CHANNEL | |
| 6 x 9.35 x 5-1/2 - 12 | 1 | EA | 96166 | DBE 10-12 200 LBS CAPACITY ROOF TOP SUPPORT W/ELEVATED CH | |

# Strut Channel

## Threaded Rod, Pipe Clamps, and Fittings



### 12 and 14 Gauge Strut Channel

This strut channel has a green green powder coating that is applied through an electrostatic spray process after fabrication. The powder is oven baked, creating a chemical bond and thick layer of polyurethane coating. This coating provides a quality appearnace and excellent durability from corrosive environments.



Pipe Clamps



Threaded Rod

### Strut Channel, 12 and 14 Gauge

| STD PKG | U/M | BERCOR NUMBER | DESCRIPTION | PC-1 EACH |
|---|---|---|---|---|
| 50 | EA | 42977 | 70450 10FT 12 GA 1-5/8X1-5/8 HALF SLOT CHANNEL GREEN | |
| 50 | EA | 42980 | 70451 10FT 14 GA 1-5/8 X 1-5/8 HALF SLOT CHANNEL GREEN | |
| 50 | EA | 42978 | 70453 10FT 14 GA 13/16 X 1-5/8 HALF SLOT CHANNEL GREEN | |
| 25 | EA | 42982 | 70452 20FT 12 GA 1-5/8X1-5/8 HALF SLOT CHANNEL GREEN | |
| 25 | EA | 42983 | 70454 20FT 14 GA 1-5/8 X 1-5/8 HALF SLOT CHANNEL GREEN | |
| 25 | EA | 42981 | 70455 20FT 14 GA 13/16 X 1-5/8 HALF SLOT CHANNEL GREEN | |

### Threaded Rod

| | | | | |
|---|---|---|---|---|
| 25 | EA | 42979 | 70457 3/8IN X 6FT ZINC THREADED ROD | |
| 25 | EA | 42976 | 70458 3/8IN X 10FT THREADED ROD | |
| 10 | EA | 42984 | 70456 1/2IN X 6FT THREADED ROD | |

### Pipe Clamps

| | | | | |
|---|---|---|---|---|
| 100 | EA | 43007 | 70440 1-1/8IN OD TUBING PIPE CLAMP | |
| 100 | EA | 42999 | 70442 1-3/8IN OD TUBING PIPE CLAMP | |
| 100 | EA | 43005 | 70438 1-5/8IN OD TUBING PIPE CLAMP | |
| 50 | EA | 43004 | 70437 2-1/8IN OD TUBING PIPE CLAMP | |
| 25 | EA | 43006 | 70439 2-3/8IN OD TUBING PIPE CLAMP | |

### Fittings

| | | | | |
|---|---|---|---|---|
| 100 | EA | 42986 | 70405 3/8IN STANDARD HEX NUT | |
| 100 | EA | 42992 | 70406 1/2IN HEX NUT 100/BOX | |
| 100 | EA | 42987 | 70410 3/8IN FLAT STEEL WASHER | |
| 100 | EA | 42990 | 70411 3/8IN SQUARE WASHER | |
| 100 | EA | 42988 | 70415 3/8IN JR TOP BEAM C CLAMP | |
| 100 | EA | 43001 | 70416 3/8IN CLAMP WITH LOCK NUT | |
| 100 | EA | 42989 | 70420 3/8IN NYLON CONE NUT | |
| 50 | EA | 42991 | 70425 3/8IN STANDARD ROD COUPLING | |
| 100 | EA | 42994 | 70435 3/8IN X 1 EG HEX CAP SCREW | |
| 100 | EA | 43009 | 70441 7/8IN OD TUBING PIPE CLAMP | |
| 50 | EA | 43008 | 70449 90 DEG CORNER FITTING | |
| 1 | PKG | 96142 | 79809 1/4-20X1 RND HD COMBO MACH SCREWS 25/PK | |
| 1 | PKG | 96109 | 79838 1/4-20 FOR 1/4 BOLT HEXAGON NUT 25/PK | |
| 1 | PKG | 96157 | 79916 1/4 FOR 1/4 BOLT FENDER WSHRS 25/PK | |

# Pipe Straps and Pipe Hangers



Threaded Pipe Hanger

### Conduit and Pipe Hangers

Supports EMT and rigid conduit or pipe.

### Clevis Pipe Hangers

Supports non-insulated stationary lines, rigid/IMC conduit and pipe.



Clevis Pipe Hanger



Cushion Clamp

| STD PKG | U/M | BERCOR NUMBER | DESCRIPTION | PC-1 L/CTN | PC-2 F/CTN |
|---|---|---|---|---|---|
| 100 | EA | 42998 | 70447 3/8IN X 1/2IN THREADED PIPE HANGER | | |
| 100 | EA | 42997 | 70446 3/4IN THREADED PIPE HANGER | | |
| 100 | EA | 42996 | 70445 1 IN PIPE HANGER | | |
| 100 | EA | 43003 | 70448 1-1/4IN PIPE HANGER | | |
| 100 | EA | 42993 | 70430 1 IPS CLEVIS PIPE HANGER | | |
| 50 | EA | 42995 | 70432 1-1/2IPS CLEVIS PIPE HANGER | | |
| 100 | EA | 43000 | 70431 2IN BLACK IPS CLEVIS PIPE HANGER | | |
| 10 | EA | 43002 | 70436 1-5/8IN OD OMEGA CLAMP | | |

# HARDCAST Duct Sealants



**Flex Grip 550 (FG)**
A water based, flexible indoor/outdoor synthetic resin duct sealant. It has the ability to accommodate minor vibration and movement. Designed for application by brush, putty knife, caulk gun, and pump. Gray.



**Sure Grip 404 (SG)**
A solvent based indoor synthetic rubber duct sealant that has exceptional strength, fast drying time, and unmatched flexibility. Designed for application by brush, putty knife, caulk gun, or trowel. Gray.

### 1 Gallon Buckets

| STD PKG | U/M | BERCOR NUMBER | DESCRIPTION | PC-1 L/CTN | PC-2 F/CTN | PC-3 2 CTNS |
|---|---|---|---|---|---|---|
| 4 | EA | 42419 | FG550 1 GAL IN/OUT WATER BASE DUCT SEALANT | | | |
| 4 | EA | 42421 | SG404 1 GAL SOLVENT BASE DUCT SEALANT | | | |

### Cartridges

| STD PKG | U/M | BERCOR NUMBER | DESCRIPTION | PC-1 L/CTN | PC-2 F/CTN |
|---|---|---|---|---|---|
| 25 | EA | 42420 | FG550 10.3OZ CTG IN-OUT WATER BASE DUCT SEALANT | | |
| 25 | EA | 42422 | SG404 11 OZ CARTRIDGE SOLVENT BASE DUCT SEALANT | | |

# HARDCAST Duct Liner Adhesives




**Dyn-O-Tac II** (304072)
A non-flammable, water-based insulation adhesive engineered for coil line applications. It has been developed to eliminate clogging within the adhesive delivery system, ensuring consistent operation. Apply with brush, roller, or spray. Use with mechanical fasterners. White.

**Coil-Tack** (308582 & 308584)
Formerly Glas-Grip GG901.
A water based, nonflammable insulation adhesive engineered for coil line applications.
Designed for application by roller, brush, or spray.
Gray (wet), black (dry).







**Insta-Tack** (308592)
Formerly Glas-Grip GG36SE solvent based insulation adhesive. A fast tacking, flammable (wet), self-extinguishing (dry), insulation adhesive. Designed for application by brush, roller, or spray. Red.

**Roto-Tack** (308574)
Mid-tack, high-yield water-based insulation adhesive. Engineered for mechanical roll coating systems that rapidly apply adhesive to insulation prior to bonding to the sheet metal. Non-flammable.




### 1 Gallon

| STD PKG | U/M | BERCOR NUMBER | DESCRIPTION | PC-1 L/CTN | PC-2 F/CTN |
|---|---|---|---|---|---|
| 4 | EA | 42431 | 304072 1 GAL WATER BASE DUCT LINER ADHESIVE | | |

### 5 Gallons

| STD PKG | U/M | BERCOR NUMBER | DESCRIPTION | PC-1 1-2 | PC-2 3 |
|---|---|---|---|---|---|
| 1 | EA | 42423 | 308592 5 GAL INSTA-TACK GG636 FAST TACK SOL BASE ADHESIVE | | |
| 1 | EA | 42427 | 308582/GG901 5 GAL COIL-TACK BLACK | | |
| 1 | EA | 42429 | 308574 ROTO-TACK CLEAR 5 GALLON WATER BASE INSULATION ADHESIVE | | |

### 50 Gallons

| STD PKG | U/M | BERCOR NUMBER | DESCRIPTION | PC-1 EACH |
|---|---|---|---|---|
| 1 | EA | 42430 | 308584/GG901 50 GAL COIL-TACK BLACK | |

# Aerosol Duct Insulation Adhesive

## Travel-Tack



308602

Travel-Tack is a self-contained, instant-tacking, portable spray system engineered to deliver a web-spray pattern. Travel-Tack's portability, limited equipment clean-up, and low equipment cost make this adhesive ideal for shop or field use.

**Application**: 60 to 90° F. Surface must be dry and free of dirt, oil, and grease.



308599

| STD PKG | U/M | BERCOR NUMBER | DESCRIPTION | PC-1 L/CTN | PC-2 F/CTN |
|---|---|---|---|---|---|
| 1 | EA | 42425 | 308602 40LB AEROSOL CYLINDERS / 308602 | | |
| 12 | EA | 42428 | GG658 12OZ 308599 TRAVEL TACK SPRAY ADHESIVE | | |

# Pipe Thread Compounds



### Pipetite® Paste

Premium grade thread compound. For refrigerants, butane, propane, gasoline, oil, as well as water, steam, air, natural gas. U.L. listed.



T-O-T® Pipe Joint Compound



Teflon Thread Tape



Slic-tite® with Teflon

| STD PKG | U/M | BERCOR NUMBER | DESCRIPTION | PC-1 L/CTN | PC-2 F/CTN |
|---|---|---|---|---|---|
| 24 | EA | 53984 | 95419 1/4 PT PIPETITE PASTE BIC | | |
| 24 | EA | 53985 | 95420 1/2 PT PIPETITE PASTE BIC | | |
| 24 | EA | 53972 | 95415 1/2 PT T-O-T PIPE COMPOUND BIC | | |
| 144 | EA | 53975 | 95410 1/2X520 LOW DEN TEFLON THREAD TAPE | | |
| 12 | EA | 53973 | 95530 3/4X300 SLICTITE TEFLON THREAD TAPE | | |
| 12 | EA | 53969 | 95407 SLIC-TITE TEFLON STIK | | |
| 24 | EA | 53968 | 95402 1/2 PT SLIC-TITE TEFLON PASTE BIC | | |

# Cutting Oil



### 30201 Clear Thread Cutting Oil

- Protection helps make sharp clean threads while extending the life of your dies.
- Formulated for hand thread cutting machines.
- Anti-mist and non-staining formula is not affected by weather.



### 30205 Dark Thread Cutting Oil

- Formulated for high speed cutting machines.
- A special mixture of sulfonated and chlorinated oils provides high film strength.
- Keeps machines running cooler and extends the life of your dies.
- Anti-mist and non-staining formula is not affected by weather.

| STD PKG | U/M | BERCOR NUMBER | DESCRIPTION | PC-1 L/CTN | PC-2 F/CTN |
|---|---|---|---|---|---|
| 12 | EA | 50833 | 30201 32 OZ HAND THREADING CLEAR CUTTING OIL | | |
| 6 | EA | 50834 | 30205 1 GAL SPEED THREADING DARK CUTTING OIL | | |

## Utility Caulking Gun



- Slotted front for easy loading
- 1/10 gallon capacity

| STD PKG | U/M | BERCOR NUMBER | DESCRIPTION | PC-1 L/CTN | PC-2 F/CTN |
|---|---|---|---|---|---|
| 12 | EA | 41879 | CG10 1/10 GAL UTILITY CAULKING GUN | | |

## Ultra Multi-Purpose Silicone




MP Multi-Purpose Silicone is a single component acetoxy silicone that meets the requirements for food contact applications under NSF 51. MP will cure to form a permanently elastic, high modulus, water resistant seal.

- Excellent adhesion to most building substrates
- UV-resistant
- Appropriate for general weather sealing, top sealing in glazing applications, and sealing in refrigeration and food preparation areas.

| STD PKG | U/M | BERCOR NUMBER | DESCRIPTION | PC-1 L/CTN | PC-2 F/CTN |
|---|---|---|---|---|---|
| 12 | EA | 41866 | MSSA11014 ALUM ULTRA MP SILICONE SEALANT | | |
| 12 | EA | 41867 | MSSA11010 CLEAR ULTRA MP SILICONE SEALANT | | |
| 12 | EA | 41868 | MSSA11011 WHITE ULTRA MP SILICONE SEALANT | | |

## High Temperature Silicone Sealant

High Temperature Silicone Sealant is a high quality elastic sealant that cures to form a vibration resistant, low modulus, water resistant seal. It has been specially formulated to resist extremely high temperatures while adhering to a wide range of materials. Tack-free Time: 17 minutes. Cure Time: 24 hours.

| STD PKG | U/M | BERCOR NUMBER | DESCRIPTION | PC-1 L/CTN | PC-2 F/CTN |
|---|---|---|---|---|---|
| 12 | EA | 41870 | MSSA41013 HIGH TEMP GASKET MAKING SILICONE SEALANT | | |

## Seam Sealer




| STD PKG | U/M | BERCOR NUMBER | DESCRIPTION | PC-1 L/CTN | PC-2 F/CTN |
|---|---|---|---|---|---|
| 12 | EA | 21391 | 2110 SEAM SEALER | | |

## Firestop Sealant




- Latex-based intumescent sealant
- Meets many applications and codes
- Provides up to a 3-hour fire rating

| STD PKG | U/M | BERCOR NUMBER | DESCRIPTION | PC-1 L/CTN | PC-2 F/CTN |
|---|---|---|---|---|---|
| 12 | EA | 41900 | 25696 10 OZ CARTRIDGE FIRESTOP SEALANT | | |

## DiversiGum Sealing Compound




Non-hardening. For plugging openings through foundations or around refrigeration tube entry.

| STD PKG | U/M | BERCOR NUMBER | DESCRIPTION | PC-1 L/CTN | PC-2 F/CTN |
|---|---|---|---|---|---|
| 24 | EA | 41604 | 6-202-1 1LB DIVERSIGUM SEALING COMPOUND | | |

## Permagum Sealing Compound

### Slugs and Cord




Non-hardening, water resistant, non-staining,non-bleeding, excellent adhesion. Specifically designed to exclude dirt, dust, water, and moisture from joints.

| STD PKG | U/M | BERCOR NUMBER | DESCRIPTION | PC-1 L/CTN | PC-2 F/CTN |
|---|---|---|---|---|---|
| 24 | EA | 42006 | PP22 2LB PERMAGUM SLUG | | |
| 12 | EA | 42005 | PP33 3/16IN X 100FT SEALING PERMAGUM CORD | | |

## Nu-Foam Expanding Sealant




Nu-Foam is an expanding polyurethane prepolymer foam that is used as a sealant and an insulating product. Ideal for sealing and insulating areas as openings created for refrigeration, air conditioning, and heating pipes.

| STD PKG | U/M | BERCOR NUMBER | DESCRIPTION | PC-1 L/CTN | PC-2 F/CTN |
|---|---|---|---|---|---|
| 12 | EA | 95972 | 4293-04 9 OZ CAN NU-FOAM EXPANDING SEALANT FOAM | | |

## Pan-Spray Instant Leak Sealer and Patch Product




Pan-Spray is the quick and easy to use product for sealing all kinds of leaks. Pan-Spray dispenses a white, waterproof, and rubberized coating that won't chip, crack, flake or peel. Easy to apply, long lasting and can be applied under wet conditions. Pan-Spray contains no CFCs.

| STD PKG | U/M | BERCOR NUMBER | DESCRIPTION | PC-1 L/CTN | PC-2 F/CTN |
|---|---|---|---|---|---|
| 6 | EA | 95980 | 4296-50 16 0Z CAN WHITE PAN SPRAY LEAK SEALANT | | |

# Plastic Roof Cement




**Plastic Wet or Dry Roof Cement**
A thick blend of liquid asphalt and fibers specially designed as a patching material, adhesive, and general utility sealing compound that imparts water-repellency to flashings, seams, or patches in roofs and gutters.

- Bonds rapidly to wet, moist, and cold surfaces.
- Seals leaks, even in rain
- Dries black

| STD PKG | U/M | BERCOR NUMBER | DESCRIPTION | PC-1 1-11 | PC-2 12-23 | PC-3 24 |
|---|---|---|---|---|---|---|
| 12 | EA | 41872 | 61719 10 OZ TUBE WET OR DRY SURFACE ROOF CEMENT | | | |
| 6 | EA | 41943 | 61711 1 GAL WET OR DRY SURFACE PLASTIC ROOF CEMENT | | | |
| 1 | EA | 41942 | 61715 5 GAL WET OR DRY ROOF CEMENT | | | |

# Liquid Fiber Roof Coating




A mixture of liquid asphalt and non-asbestos fibers which forms a tough, adhesive bond with most roof surfaces. One coating is highly resistant to water and other types of weathering damage. Use for roofs or foundations, above or below grade.

| STD PKG | U/M | BERCOR NUMBER | DESCRIPTION | PC-1 1-11 | PC-2 12-23 | PC-3 24 |
|---|---|---|---|---|---|---|
| 6 | EA | 41948 | 62701 1 GAL FIBER ROOF AND FOUNDATION COAT | | | |
| 1 | EA | 41954 | 62705 5 GAL FIBER ROOF AND FOUNDATION COAT | | | |

# Foil-Grip 1403-181BX Rolled Mastic Sealant



Foil-Grip 1403-181BFX is a UL 181B-FX listed pressure sensitive, 40-year cycle, duct joint and general purpose rolled sealant. It provides an instant water resistant grip to most surfaces including sheet metal, duct board, ?ex duct, PVC coated duct, and duct wrap vapor barriers. Foil-Grip 1403-181BFX is suitable for subgrade application on PVC coated duct and is ideal for replacement applications.

| STD PKG | U/M | BERCOR NUMBER | DESCRIPTION | PC-1 L/CTN | PC-2 1-4 CTNS | PC-3 5 CTNS |
|---|---|---|---|---|---|---|
| 16 | EA | 42088 | AFG1403 3"X100' FOIL GRIP 1403-181BFX | | | |

# Covalence Adhesives Duct Tape



### 223 Multi-Purpose Duct Tape
Good tensile strength and good adhesion and tack. Conformable and will not twist or curl during application. Meets UL 723.

### 229 Silver Tape
Seal seams and joints of heating, air conditioning duct, duct insulation, slab ducts, intake and exhaust systems.

### 243 Black Duct Tape
Superior adhesive formulation with comfortable backing. Offers high performance in cold temperatures. UL 723.

### 251 Metallized Duct Tape
This professional grade tape is for use with duct systems, foil covered sheathing, and fiberglass insulation board. High tensile strength, adhesion, and tack. Meets UL 723.

### 330 Extreme Weather Foil Tape
All-weather duct tape, working temperature range of -35° to 260° F, plain dead soft aluminum foil-faced duct systems. High adhesion and quick stick.

### 337 Foil Duct Board Tape
Features a plain dead soft aluminum foil backing and has a synthetic rubber adhesive interleafed with the release line. Matches most foil laminated duct work. Meets UL 723 requirements.

### 338 Foil Duct Board Tape
Aluminum foil/scrim/kraft backing with a specially formulated adhesive interleafed with a release liner. The diamond pattern matches most FSK boards and blankets. Meets UL 723 requirements.

### 339 Foil Duct Board Tape
The 339 Tape meets the SMACNA pressure-sensitive tape performance standard AFTS-100-73 and application standard AFTS-101-73.

### 357 Premium Grade Duct Tape
Superior tensile strength with clean release. Tears straight, hangs straight, and resists curling. UL723 tested.

### 360 Waterproofing and Repair Tape
Heavy-duty, all weather tape that provides an instant bond that will not crack or soften in varying temperature ranges from 0° to 300° F.

### 367-17 Foilmastic Aluminum
Indoor/Outdoor sealing of low, medium, and high pressure HVAC systems. Seal cracks and seams in gutters, roof alleys, eaves, hips, and ridges. UL 181B-FX

### 444 Line Set Tape
This tape is UV resistant, tough polypropylene film coated with an aggresive acrylic adhesive designed for high initial adhesion and long term durability.

### 555 Flexfix Flexible Duct Sealing
Economy grade, hand tearable, polypropylene tape; for use on flexible air duct closure systems. UL181B-FX listed.

### 557 Tape for Flex Duct
Suprior closure system for use with Flexible Air Ducts and Air Connectors. Possesses excellent shear properties and tensile strength. Excellent resistance to mold growth, humidity, flame spread, smoke generation, and high temperatures. UL181B-FX listed.

| STD PKG | U/M | BERCOR NUMBER | DESCRIPTION | PC-1 L/CTN | PC-2 1-4 CTNS | PC-3 5 CTNS |
|---|---|---|---|---|---|---|
| 24 | EA | 44017 | 1086550 2X60 223 SILVER DUCT TAPE 682814 | | | |
| 32 | EA | 44019 | 1086701 1 1/2X60 229 SILVER TAPE UL723 CERTIFIED 682870 | | | |
| 24 | EA | 44020 | 1086696 2X60 229 SILVER TAPE UL723 CERTIFIED 682749 | | | |
| 16 | EA | 44022 | 1086703 3X60 229 SILVER TAPE UL723 CERTIFIED 682888 | | | |
| 24 | EA | 44016 | 1086402 2X60 243 BLACK TAPE 622262 | | | |
| 24 | EA | 44024 | 1086422 2X60 251 METALLIZED DUCT TAPE 651207 | | | |
| 16 | EA | 44038 | 1087644 72MM X 46M 330 EXTREME WEATHER TAPE 330014B | | | |
| 16 | EA | 44774 | 1087632 2 1/2X50 337 FOIL TAPE 651412 | | | |
| 16 | EA | 44775 | 1087633 3 X 50 337 FOIL TAPE UL723 CERTIFIED 651413 | | | |
| 16 | EA | 44769 | 1087668 3X50 338 ALUMINUM FOIL FSK TAPE UL723 CERTFD 651416 | | | |
| 16 | EA | 44770 | 1087636 2-1/2X60 339 UL181A-P TAPE 651997 | | | |
| 16 | EA | 44772 | 1087637 3X60 339 UL181A-P TAPE 652230B | | | |
| 24 | EA | 44018 | 1086160 2X60 357 NASHUA BLACK DUCT TAPE 3579020000 | | | |
| 16 | EA | 41881 | 1086692 3X30FT 360-45 FOILASTIC TAPE 682734 | | | |
| 12 | EA | 41882 | 1086693 4X30 FT 360-45 FOILASTIC TAPE 682735 | | | |
| 24 | EA | 44015 | 1086864 48X31 367-17 FOILMASTIC ALUMINUM 652122 | | | |
| 24 | EA | 44037 | 1087391 48MM X 55M 444 LINE SET TAPE 685011 | | | |
| 36 | EA | 44771 | 1087407 48MM X 110M 555 FLEXFIX UL181B-FX HI-TACK TAPE 880921 | | | |
| 24 | EA | 44021 | 1086939 2X60 557 UL181BFX 22KF DUCT TAPE 557000A | | | |

ENERGY SAVING PRODUCTS

# Square D QO Series Circuit Breakers



Direct replacement for single and double pole breakers. Rated at 10,000 A/C, 102/240 Vac, and 60 Hz. for Square D load centers. Single Pole Breaker requires one 3/4" space and Double Pole Breaker requires two 3/4" spaces.

### Single Pole Breakers

| STD PKG | U/M | BERCOR NUMBER | DESCRIPTION | PC-1 EACH |
|---|---|---|---|---|
| 1 | EA | 76871 | CH-CHQ115 1 POLE 15 AMP CIRCUIT BREAKER | |
| 1 | EA | 76872 | CH-CHQ120 1 POLE 20 AMP CIRCUIT BREAKER | |

### Double Pole Breakers

| | | | | |
|---|---|---|---|---|
| 1 | EA | 76873 | CH-CHQ215 2 POLE 15 AMP CIRCUIT BREAKER | |
| 1 | EA | 76875 | CH-CHQ220 2 POLE 20 AMP CIRCUIT BREAKER | |
| 1 | EA | 76879 | CH-CHQ230 2 POLE 30 AMP CIRCUIT BREAKER | |
| 1 | EA | 76880 | CH-CHQ240 2 POLE 40 AMP CIRCUIT BREAKER | |
| 1 | EA | 76881 | CH-CHQ250 2 POLE 50 AMP CIRCUIT BREAKER | |

ENERGY SAVING PRODUCTS

# Classified Circuit Breakers



These circuit breakers are UL classified for use with circuit breaker panels using GE, Crouse Hinds, Murray, Square D Homeline, Thomas & Betts, and ITE/Siemens.

### Single Pole Breakers

| STD PKG | U/M | BERCOR NUMBER | DESCRIPTION | PC-1 EACH |
|---|---|---|---|---|
| 1 | EA | 76911 | CH-CL115 15AMP 120/240V SINGLE POLE CIRCUIT BREAKER | |
| 1 | EA | 76912 | CH-CL120 20AMP SINGLE POLE CIRCUIT BREAKER | |

### Double Pole Breakers

| | | | | |
|---|---|---|---|---|
| 1 | EA | 76913 | CH-CL215 15AMP 120/240V DOUBLE POLE CIRCUIT BREAKER | |
| 1 | EA | 76914 | CH-CL220 20AMP 120/240V DOUBLE POLE CIRCUIT BREAKER | |
| 1 | EA | 76878 | CH-CL225 25 AMP 2 POLE CIRCUIT BREAKER | |
| 1 | EA | 76915 | CH-CL230 30AMP DOUBLE POLE CIRCUIT BREAKER | |
| 1 | EA | 76916 | CH-CL240 40AMP 120/240V DOUBLE POLE CIRCUIT BREAKER | |
| 1 | EA | 76917 | CH-CL250 50AMP 120/240V DOUBLE POLE CIRCUIT BREAKER | |

ENERGY SAVING PRODUCTS

# Li'l Popper Control Circuit Breaker



Li'l Popper control circuit breaker can save a technician dozens of blown fuses while diagnosing control circuit failures. Simply plug the leads in to the ATC fuse receptacle on the board, and manually reset the Li'l Popper each time the breaker blows. Has a quick setting thermal cut out. Self adhering backing allows the unit to be left on the job site overnight if necessary.

| STD PKG | U/M | BERCOR NUMBER | DESCRIPTION | PC-1 EACH |
|---|---|---|---|---|
| 1 | EA | 76776 | POP3 3 AMP CONTROL CIRCUIT BREAKER | |
| 1 | EA | 76777 | POP5 5 AMP CONTROL CIRCUIT BREAKER | |

# Test Leads



FTL3



MAG-1

### Magjumper Magnetic Jumper

For low valtage troubleshooting. It features a 20" length with magnetic tips that won't pop off like alligator clips sometimes can. It stays flexible even in cold weather and is perfect for recessed terminals. For use on control boards, zone panels, thermostats, hydronics, andautomatic controllers.

### Superflex Test Lead

Red and black, 36" lead with boot and clips.

| STD PKG | U/M | BERCOR NUMBER | DESCRIPTION | PC-1 EACH |
|---|---|---|---|---|
| 1 | EA | 82245 | MAG-1 MAGJUMPER TERMINAL KIT | |
| 1 | SET | 76688 | FTL3 36IN TEST LEAD 2/PKG | |

# Fuses

## Plug and Cartridge



S Plug



T Plug




TR



263M/H632

### S Plug Fuses

| STD PKG | U/M | BERCOR NUMBER | DESCRIPTION | PC-1 EACH |
|---|---|---|---|---|
| 4 | EA | 76814 | 82316 3-2/10 AMP DUAL ELEMENT S PLUG FUSE | |
| 4 | EA | 76810 | 82330 15 AMP DUAL ELEMENT S PLUG FUSE | |

### T Plug Fuses

| | | | | |
|---|---|---|---|---|
| 4 | EA | 76829 | 82346 15A 125V DUAL ELEMENT T PLUG FUSE | |
| 4 | EA | 76830 | 82347 20A 125V DUAL ELEMENT T PLUG FUSE | |
| 4 | EA | 76832 | 82349 30A 125V DUAL ELEMENT T PLUG FUSE | |

### FRN Cartridge Fuse

| | | | | |
|---|---|---|---|---|
| 10 | EA | 76782 | 82039 35A 250V FRN CARTRIDGE FUSE | |

### TR Cartridge Fuses

| | | | | |
|---|---|---|---|---|
| 10 | EA | 76783 | 82040 40A 250V TR CARTRIDGE FUSE | |
| 10 | EA | 76784 | 82042 50A 250V TR CARTRIDGE FUSE | |
| 10 | EA | 76785 | 82043 60A 250V TR CARTRIDGE FUSE | |
| 10 | EA | 76793 | 82037 25A 250V TR CARTRIDGE FUSE | |
| 10 | EA | 76794 | 82041 45A 250V TR CARTRIDGE FUSE | |
| 10 | EA | 76798 | 82034 15A 250V TR CARTRIDGE FUSE | |
| 10 | EA | 76799 | 82036 20A 250V TR CARTRIDGE FUSE | |
| 10 | EA | 76800 | 82038 30A 250V TR CARTRIDGE FUSE | |

### Fuse Reducer

| | | | | |
|---|---|---|---|---|
| 10 | PR | 76806 | 82975 263M/H632 FUSE REDUCER (1 PAIR) | |

# Box Cover Units

## T Plug Fuses



SSU



SSX



SSY

| STD PKG | U/M | BERCOR NUMBER | DESCRIPTION | PC-1 L/CTN | PC-2 F/CTN |
|---|---|---|---|---|---|
| 10 | EA | 76836 | 84795 TYPE SSU 2X4 T PLUG BOX COVER | | |
| 10 | EA | 76837 | 84814 TYPE SSX 4 INCH OCTGN T PLUG FUSE BOX COVER W/ SWITCH | | |
| 10 | EA | 76838 | 84794 TYPE SSY 4 INCH SQUARE T PLUG FUSE BOX COVER | | |

# ATC Fuses
## For Automative Use



For mounting in specially designed fuse blocks. Non-time-delay type, totally enclosed fuse link confines arc, and transparent for visual inspection of element.

- Load: 100%
- Opening Time: 4 Hours (Min.)

| STD PKG | U/M | BERCOR NUMBER | DESCRIPTION | PC-1 EACH |
|---|---|---|---|---|
| 5 | EA | 76781 | 82230 ATC-3 3 AMP BLADE FUSE | |
| 5 | EA | 76779 | 82231 ATC-5 5 AMP BLADE FUSE | |
| 5 | PKG | 76780 | 82230 ATC-3 3 AMP (5PACK) BLADE FUSE | |
| 5 | PKG | 76778 | 82231 ATC-5 5 AMP (5PACK) BLADE FUSE | |

# Furnace Switch
## "The Old Switcheroo"




This furnace switch device is a heavy-duty industrial magnet designed to hold down pop out switches while the technician troubleshoots the furnace or air handler. Its extension wings can reach pop-out switches from an adjacent metal surface.

| STD PKG | U/M | BERCOR NUMBER | DESCRIPTION | PC-1 EACH |
|---|---|---|---|---|
| 24 | EA | 81288 | FF75 THE "OLD SWITCHEROO" | |

# Plastic Electrical Tape



| STD PKG | U/M | BERCOR NUMBER | DESCRIPTION | PC-1 EACH |
|---|---|---|---|---|
| 200 | EA | 76991 | 777-1D 3/4X60FT ELECTRICAL TAPE | |

# Liquid Tight Flexible Conduit
## SEALTITE® Metallic and Non-Metallic



- Provides protection for wet and oily locations
- U.L. listed conduit has a continuous copper ground built into the core
- Sold in full cartons only

| STD PKG | U/M | BERCOR NUMBER | DESCRIPTION | PC-1 1-4 CTNS | PC-2 5 CTNS |
|---|---|---|---|---|---|
| 100 | FT | 76854 | 84102 UL-1/2 IN LIQUID-TIGHT W/GRD | | |
| 100 | FT | 76855 | 84110 EF-1/2 IN LIQUID-TIGHT L/GRD | | |
| 100 | FT | 76856 | 84103 UL-3/4 IN LIQUID-TIGHT W/GRD | | |
| 100 | FT | 76857 | 84111 EF-3/4 IN LIQUID-TIGHT L/GRD | | |
| 1 | RLL | 76858 | 84118 1/2" NON-METALLIC CONDUIT 100' | | |
| 1 | RLL | 76859 | 84119 3/4" NON-METALLIC CONDUIT 100' | | |

# Liquid Tight Connectors



Straight Connect



Elbow

### Metallic Connectors

| STD PKG | U.M | BERCOR NUMBER | DESCRIPTION | PC-1 L/CTN | PC-2 F/CTN |
|---|---|---|---|---|---|
| 20 | EA | 43028 | 85001 1/2IN STRAIGHT FLEX FTG LIQUID TIGHT METALLIC CONNECTR | | |
| 10 | EA | 43029 | 85005 1/2IN 90 DEG FLX FITTING LIQUID TIGHT METALLIC CONNECTR | | |
| 10 | EA | 43030 | 85002 3/4IN STRAIGHT FLEX FTG LIQUID TIGHT METALLIC CONNECTR | | |
| 10 | EA | 43031 | 85006 3/4IN 90DEG FLEX FITTING LIQUID TIGHT METALLIC CONNECTR | | |

### Non-metallic Connectors

| | | | | | |
|---|---|---|---|---|---|
| 25 | EA | 76966 | 85016 1/2" NON-METAL STR CONNECT | | |
| 10 | EA | 76968 | 85020 1/2" 90 DEG NON-METAL CONNECT | | |
| 10 | EA | 76967 | 85017 3/4 NON-METAL STR CONNECT | | |
| 10 | EA | 76969 | 85021 3/4" 90 DEG NON-MET CONNECT | | |

# Wire Connectors



Twist On



Wing Nut Twist On

**25941 Blue Twist On**
Wire Range; 22–14 gauge
Max Wire Capacity: (3) 16 gauge
Min. Wire Capacity: (3) 22 gauge

**25942 Orange Twist On**
Wire Range; 22–14 gauge
Max Wire Capacity: (4) 16 gauge with (1) 20 gauge
Min. Wire Capacity: (3) 20 gauge

**25943 Yellow Twist On**
Wire Range; 18–10 gauge
Max Wire Capacity: (2) 10 gauge with (2) 12 gauge
Min. Wire Capacity: (2) 14 gauge

**25939 Red Wing Nut Twist On**
Wire Range; 28–10 gauge
Max Wire Capacity: (2) 10 gauge with (2) 12 gauge
Min. Wire Capacity: (3) 22 gauge

**25940 Blue Wing Nut Twist On**
Wire Range; 14–6 gauge
Max Wire Capacity: (1) 6 gauge with (2) 8 gauge
Min. Wire Capacity: (3) 12 gauge

| STD PKG | U/M | BERCOR NUMBER | DESCRIPTION | PC-1 L/CTN | PC-2 F/CTN |
|---|---|---|---|---|---|
| 10 | BOX | 76983 | 25941 (10-002) BLUE WIRE CONNECTORS 100/BOX | | |
| 10 | BOX | 76984 | 25942 (10-003) ORANGE WIRE CONNECTORS 100/BOX | | |
| 10 | BOX | 76985 | 25943 (10-004) YELLOW WIRE CONNECTORS 100/BOX | | |
| 10 | BOX | 76986 | 25939 (10-086) RED WIRE CONNECTORS 100/BOX | | |
| 10 | BOX | 76987 | 25940 (10-089) BLUE WIRE CONNECTORS 25/BOX | | |

# MA-LINE Wire Connectors




| STD PKG | U/M | BERCOR NUMBER | DESCRIPTION | PC-1 EACH |
|---|---|---|---|---|
| 1 | EA | 54039 | MA06295P ASSORTED WIRE CONNECTORS 240/P | |

# DIVERSITECH Wire Solderless Connectors



**Insulated Butt Connector**


**Compressor Terminal**


**Replacement Compressor Lead**


**Non-insulated Disconnect**


**Insulated Disconnect**


**Male Insulated Connector**


**Insulated Butted Seam Ring**


**Insulated Spade Terminal**


**Flag Disconnect**


**Terminal Kit**

## Insulated Butt Connectors

| STD PKG | U/M | BERCOR NUMBER | DESCRIPTION | PC-1 EACH |
|---|---|---|---|---|
| 1 | PKG | 76620 | B211 22-18W INSL BUTT CONN 18/PK | |
| 1 | PKG | 76621 | B222 16-14W INSL BUTT CONN 18/PK | |
| 1 | PKG | 76622 | B222C 16-14W INSL BUTT CONN 100/PK | |
| 1 | PKG | 76623 | B233 12-10W INSL BUTT CONN 11/PK | |
| 1 | PKG | 76624 | BA22 INSL BUTT CONN 16/PK | |

## Wire Connectors

| | | | | |
|---|---|---|---|---|
| 1 | PKG | 76626 | C223 18-10W WIRE CONN 15/PK | |
| 1 | PKG | 76627 | C241 BLUE WIRE CONN 20/PK | |
| 1 | PKG | 76628 | C243 ORANGE WIRE CONN 15/PK | |
| 1 | PKG | 76629 | C312 3 - #12 YELLOW WIRE CONN 13/PK | |
| 1 | PKG | 76630 | C312L 3 - #12 YELLOW WIRE CONN 50/PK | |
| 1 | PKG | 76631 | C512 5 - #12 RED WIRE CONN 10/PK | |
| 1 | PKG | 76632 | C512L 5 - #12 RED WIRE CONN 50/PK | |

## Compressor Terminal (Requires Dimple Crimper)

| | | | | |
|---|---|---|---|---|
| 1 | PKG | 76633 | CC32 .250 COMP TERMINAL 6/PK | |

## Replacement Compressor Leads

| | | | | |
|---|---|---|---|---|
| 1 | PKG | 76634 | CC33 12IN REPL COMP LEAD 3/PK BUTT CONN | |
| 1 | EA | 76687 | CC33-24 24IN REPL COMP LEAD 3/PK RING CONN | |

## Non-Insulated Disconnects

| | | | | |
|---|---|---|---|---|
| 1 | PKG | 76635 | D011 22-18W 3/16IN NON-INSL DISC 30/PK | |
| 1 | PKG | 76636 | D012 22-18W 1/4IN NON-INSL DISC 30/PK | |
| 1 | PKG | 76637 | D022 16-14W 1/4IN NON-INSL DISC 30/PK | |
| 1 | PKG | 76638 | D022C 16-14W 1/4IN NON-INSL DISC 100/PK | |
| 1 | PKG | 76639 | D032 12-10W 1/4IN NON-INSL DISC 25/PK | |

## Insulated Disconnects

| | | | | |
|---|---|---|---|---|
| 1 | PKG | 76640 | D211 22-18W 3/16IN INSL DISCONNECT 16/PK | |
| 1 | PKG | 76641 | D212 22-18W 1/4IN INSL DISCONNECT 16/PK | |
| 1 | PKG | 76642 | D222 16-14W 1/4IN INSL DISCONNECT 16/PK | |
| 1 | PKG | 76643 | D222C 16-14W 1/4IN INSL DISCONNECT 100/PK | |
| 1 | PKG | 76644 | D232 12-10W 1/4IN INSL DISCONNECT 12/PK | |
| 1 | PKG | 76645 | D232C 12-10W 1/4IN INSL DISCONNECT 100/PK | |

***Continued on the Following Page***

***Continued from the Previous Page***

### Male Insulated Connector

| STD PKG | U/M | BERCOR NUMBER | DESCRIPTION | PC-1 EACH |
|---|---|---|---|---|
| 1 | PKG | 76649 | DM22 16-14W 1/4IN INSL DISCONNECT 16/PK | |

### Assorted D Series Disconnects

| | | | | |
|---|---|---|---|---|
| 1 | PKG | 76646 | DA22 ASST DISCONNECTS 18/PK | |

### Non-Insulated High Temperature Terminals (up to 900° F)

| | | | | |
|---|---|---|---|---|
| 1 | PKG | 76647 | DH22 16-14W 1/4IN FEMALE DISCONNECT 20/PK | |
| 1 | PKG | 76648 | DH32 12-10W 1/4IN FEMALE DISCONNECT 13/PK | |
| 1 | PKG | 76658 | FH22 16-14W 1/4IN FLAG DISCONNECT 18/PK | |
| 1 | PKG | 76659 | FH32 12-10W 1/4IN FLAG DISCONNECT 12/PK | |
| 1 | PKG | 76669 | RH22 16-14W 10 STUD RINGS 22/PK | |
| 1 | PKG | 76670 | RH32 12-10W 10 STUD RINGS 15/PK | |

### Insulated Butted Seam Rings

| | | | | |
|---|---|---|---|---|
| 1 | PKG | 76665 | R221 16-14W 8 STUD RINGS 16/PK | |
| 1 | PKG | 76666 | R222 16-14W 10 STUD RINGS 16/PK | |
| 1 | PKG | 76667 | R232 12-10W 10 STUD RINGS 12/PK | |

### Insulated Spade Terminals

| | | | | |
|---|---|---|---|---|
| 1 | PKG | 76671 | S221 16-14W 8 STUD SPADE TERM-INSL 16/PK | |
| 1 | PKG | 76672 | S222 16-14W 10 STUD SPADE TERM-INSL 16/PK | |
| 1 | PKG | 76673 | S231 12-10W 8 STUD SPADE TERM-INSL 12/PK | |
| 1 | PKG | 76674 | S232 12-10W 10 STUD SPADE TERM-INSL 12/PK | |

### Special Disconnects

| | | | | |
|---|---|---|---|---|
| 1 | PKG | 76651 | DS22 16-14W 1/4IN F/M PIGGYBACK 10/PK | |
| 1 | PKG | 76652 | DS23 1/4IN F/M PIGGYBACK 20/PK | |
| 1 | PKG | 76653 | DS24 16-14W 1/4IN F/M WIRE PIGGYBACK 5/PK | |
| 1 | PKG | 76654 | DXF2 16-14W 1/4IN FEM DISC FULL INSL 10/PK | |
| 1 | PKG | 76655 | DXM2 16-14W 1/4IN MALE DISC FULL INSL 10/PK | |

### Flag Disconnects

| | | | | |
|---|---|---|---|---|
| 1 | PKG | 76656 | FD22 16-14W 1/4IN FLAG DISCONNECT 25/PK | |
| 1 | PKG | 76657 | FD32 12-10W 1/4IN FLAG DISCONNECT 10/PK | |

### Vinyl Grommets

| | | | | |
|---|---|---|---|---|
| 1 | PKG | 76660 | GVA1 SMALL ASST GROMMETS 15/PK | |
| 1 | PKG | 76661 | GVA2 LARGE ASST GROMMETS 5/PK | |

### Terminal Kit in Plastic Box

| | | | | |
|---|---|---|---|---|
| 1 | PKG | 76686 | PA25 TERMINAL KIT 450/PK | |

### High Temperature Wire (600V, 10 Ft.)

| | | | | |
|---|---|---|---|---|
| 1 | PKG | 76689 | WHT20 14GA 600V HI-TEMP WIRE 1/PK | |

MAINSTREAM Engineering Corporation

## QwikLug™ Compressor Terminal Repair Kit

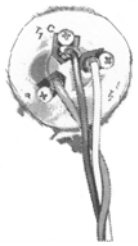

Kit replaces damaged or corroded spade terminals and fits all standard compressor teminals. Non metallic connector prevents short circuits. Tightens from the front with a screwdriver for fast installation.

| STD PKG | U/M | BERCOR NUMBER | DESCRIPTION | PC-1 EACH |
|---|---|---|---|---|
| 10 | BAG | 90137 | QT2810 QWIKLUG - 10 AWG LEADS 3 TERM COMPRESSOR REPAIR LUGS | |
| 10 | BAG | 90138 | QT2812 QWIKLUG - 12 AWG LEADS 3 TERM COMPRESSOR REPAIR LUGS | |

# DIVERSITECH Wire Ties, Cable Clamps, and Tubing



Wire Ties



WCA1



Heat Shrink Tubing

### Wire Ties

| STD PKG | U/M | BERCOR NUMBER | DESCRIPTION | PC-1 EACH |
|---|---|---|---|---|
| 1 | PKG | 76677 | WT04 4IN WIRE TIES 40/PK | |
| 1 | PKG | 76678 | WT07 7IN WIRE TIES 30/PK | |
| 1 | PKG | 76679 | WT07C 7IN WIRE TIES 100/PK | |
| 1 | PKG | 76680 | WT11 11IN WIRE TIES 15/PK | |
| 1 | PKG | 76681 | WT11C 11IN WIRE TIES 100/PK | |
| 1 | PKG | 76683 | WT15C 15IN WIRE TIES 100/PK | |

### Cable Clamps

| | | | | |
|---|---|---|---|---|
| 1 | PKG | 76676 | WCA1 1/8 - 1 IN ASST CABLE CLAMPS 26/PK | |
| 1 | PKG | 76690 | WC04 1/4IN NYLON CABLE/WIRE CLAMPS 35/PKG | |

### Heat Shrink Tubing, Black, 50% Shrink, Commercial Grade

| | | | | |
|---|---|---|---|---|
| 1 | PKG | 76662 | HSA1 ASST HEAT SHRINK TUBING 7/PK | |

# Electrical Cable

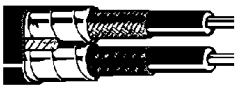

Romex Cable



Greenfield Cable



Aluminum Clad Cable

### Romex Cable—To be Sold Full Coils Only — Priced Per Roll

| STD PKG | U/M | BERCOR NUMBER | DESCRIPTION | PC-1 1-4 CTNS | PC-2 5-9 CTNS | PC-3 10 CTNS |
|---|---|---|---|---|---|---|
| 1 | RLL | 76734 | 84253 8-2 ROMEX CABLE W/GROUND 125FT | | | |
| 1 | RLL | 76735 | 84257 12-2 ROMEX CABLE W/GROUND 250FT | | | |
| 1 | RLL | 76737 | 84259 14-2 ROMEX CABLE W/GROUND 250FT | | | |
| 1 | RLL | 76743 | 84255 10-2 ROMEX CABLE W/GROUND 250FT | | | |

### Greenfield Cable, U.L. Approved—To be Sold in Full Coils Only

| | | | | | | |
|---|---|---|---|---|---|---|
| 1 | RLL | 76860 | MA-40038 3/8IN 100FT FLEXIBLE CONDUIT | | | |
| 1 | RLL | 76861 | MA-40050 1/2IN 100FT FLEXIBLE CONDUIT | | | |

### Type MC, Aluminum Clade Cable

| | | | | | | |
|---|---|---|---|---|---|---|
| 1 | RLL | 54022 | MA-MC23C 12/3 100 FT BX ALUMINUM CLAD CABLE | | | |
| 1 | RLL | 54023 | MA-MC43C 14/3 100 FT BX ALUMINUM CLAD CABLE | | | |

# Honeywell Thermostat Wire

Genesis® Series Cable



- Solid bare copper with PVC insulation and PVC jacket
- Type CL2
- 18 gauge
- UL listed

### To be Sold in Full Coils Only — Priced Per Roll

| STD PKG | U/M | BERCOR NUMBER | DESCRIPTION | PC-1 1-4 | PC-2 5-9 | PC-3 10 |
|---|---|---|---|---|---|---|
| 1 | RLL | 76700 | 47105807 18-2 500' SOLID CL-2 THERMOSTAT CABLE (64162105) | | | |
| 1 | RLL | 76701 | 47115807 18-3 500' SOLID CL-2 THERMOSTAT CABLE (64168805) | | | |
| 1 | RLL | 76702 | 47120907 18-4 250' SOLID CL-2 THERMOSTAT CABLE (65898905) | | | |
| 1 | RLL | 76703 | 47130907 18-5 250' SOLID CL-2 THERMOSTAT CABLE (64169605) | | | |
| 1 | RLL | 76704 | 47140907 18-6 250' SOLID CL-2 THERMOSTAT CABLE (55020105) | | | |
| 1 | RLL | 76705 | 47160907 18-8 250' SOLID CL-2 THERMOSTAT CABLE (65676905) | | | |
| 1 | RLL | 76706 | 47180307 18-10 250' SOLID CL-2 THERMOSTAT CABLE (55065605) | | | |

## Honeywell Genesis® Series Cable Solid Plenum Wire




| STD PKG | U/M | BERCOR NUMBER | DESCRIPTION | PC-1 1-4 | PC-2 5-9 | PC-3 10 |
|---|---|---|---|---|---|---|
| 1 | RLL | 76708 | 47604812 18-2 500' SOLID CL2P PLENUM STAT WIRE (57030401) | | | |
| 4 | EA | 76714 | 32160312 18-6 250' STRANDED OAS CL2P PLENUM CONTROL CABLE | | | |
| 1 | RLL | 76712 | 47614812 18-3 500' SOLID CL2P PLENUM STAT WIRE (57524301) | | | |

## Honeywell Genesis® Series Cable Tray Cable



This cable consists of four bare copper insulated conductors cabled with a mylar wrap and an oil and sunlight resistant overall jacket.

- UL listed

| STD PKG | U/M | BERCOR NUMBER | DESCRIPTION | PC-1 1-4 | PC-2 5-9 | PC-3 10 |
|---|---|---|---|---|---|---|
| 1 | RLL | 76707 | 10703908 14-4 50' STRANDED THHN 600V TRAY CABLE (58225705) | | | |
| 1 | RLL | 76713 | 10700108 14-4 250' STRANDED THHN 600V TRAY CABLE (58225703) | | | |
| 1 | RLL | 76731 | 10683908 16-4 50' STRANDED THHN 600V TRAY CABLE (58583505) | | | |
| 1 | RLL | 76732 | 10680108 16-4 250' STRANDED THHN 600V TRAY CABLE (58583501) | | | |

## Honeywell Genesis® Series Cable Mini Split Wire



- 16/2 stranded shielded CM/CL2
- 300 volt

| STD PKG | U/M | BERCOR NUMBER | DESCRIPTION | PC-1 1-4 | PC-2 5-9 | PC-3 10 |
|---|---|---|---|---|---|---|
| 1 | RLL | 76722 | 12213909 16-2 50' GREY STRANDED SHIELDED CM (57036507) | | | |
| 1 | RLL | 76738 | 12215009 16-2 500' GREY STRANDED OAS CL2 (PVC) CONTROL CABLE | | | |

## Honeywell Genesis® Series Cable Hybrid Thermostat Wire



- Hybrid thermostat wire is contructed with one 18 AWG conductor for power and all additional conductors are 20 AWG for specific controls.
- Each conductor is designed for the power requirements of the circuit
- Packaged in 250' Speed Bags®

| STD PKG | U/M | BERCOR NUMBER | DESCRIPTION | PC-1 1-4 | PC-2 5-9 | PC-3 10 |
|---|---|---|---|---|---|---|
| 1 | RLL | 76739 | 67130907 250' BROWN 5 SOLID CONDUCTORS CL2 HYBRID CABLE | | | |
| 1 | RLL | 76740 | 67140907 250' BROWN 6 SOLID CONDUCTORS CL2 HYBRID CABLE | | | |
| 1 | RLL | 76741 | 67160907 250' BROWN 8 SOLID CONDUCTORS CL2 HYBRID CABLE | | | |
| 1 | RLL | 76742 | 67180907 250' BROWN 10 SOLID CONDUCTORS CL2 HYBRID CABLE | | | |

## Honeywell Genesis® Series Cable Jacketed Metal Clad Cable

### Mini Split Cable



For installation indoors or out without the need for junction boxes and conduit

- 600 Volts
- PVC jacket, PVC/nylon insulation, Interlocking aluminum armor
- Sunlight and oil resistant
- UL listed

| STD PKG | U/M | BERCOR NUMBER | DESCRIPTION | PC-1 1-4 | PC-2 5-9 | PC-3 10 |
|---|---|---|---|---|---|---|
| 1 | RLL | 76752 | 10753908 14-4 50' STR THHN 600V JACKETED METAL CLAD CABLE | | | |
| 1 | RLL | 76753 | 10750108 14-4 250' STR THHN 600V JACKETED METAL CLAD CABLE | | | |

## Honeywell Genesis® Series Cable THHN Stranded and Solid Wire




Type THHN is a small diameter general purpose 600V building wire. U.L. Standard 83 THHN 90° C Dry.

**To be Sold in Full Coils Only** **Priced Per Roll**

| STD PKG | U/M | BERCOR NUMBER | DESCRIPTION | PC-1 1-4 | PC-2 5-9 | PC-3 10 |
|---|---|---|---|---|---|---|
| 1 | RLL | 76745 | 10825004 500' 10AWG STR THHN 600V 5C RL RED WIRE (22975701) | | | |
| 1 | RLL | 76746 | 10825001 500' 10AWG STR THHN 600V 5C RL WHITE WIRE (22974001) | | | |
| 1 | RLL | 76748 | 10825005 500' 10AWG STR THHN 600V 5C RL GREEN WIRE (22977301) | | | |
| 1 | RLL | 76757 | 10815404 500' 12AWG STR THHN 600V 5C(4P) RL RED WIRE (22966601) | | | |
| 1 | RLL | 76758 | 10815401 500' 12AWG STR THHN 600V 5C(4P) RL WHT WIRE (22965801) | | | |
| 4 | RLL | 76759 | 22964101 500' 12AWG STR THHN 600V 5C(4P) RL BLK WIRE (22964101) | | | |
| 1 | RLL | 76760 | 10815408 500' 12AWG STR THHN 600V 5C(4P) RL BLK WIRE (22968201) | | | |
| 1 | RLL | 76765 | 10805404 500' 14AWG STR THHN 600V 5C(4P) RL RED WIRE (22957501) | | | |
| 1 | RLL | 76766 | 10805401 500' 14AWG STR THHN 600V 5C(4P) RL WHT WIRE (22956701) | | | |
| 1 | RLL | 76767 | 10805408 500' 14AWG STR THHN 600V 5C(4P) RL BLK WIRE (22955901) | | | |
| 1 | RLL | 76768 | 10805405 500' 14AWG STR THHN 600V 5C(4P) RL GRN WIRE (22958301) | | | |

## Wheatland EMT Conduit



Can be installed indoors or outdoors, in dry or wet locations, exposed or concealed.

- Electrical Metallic Tubing
- UL Listed
- ANSI C80.3

| STD PKG | U/M | BERCOR NUMBER | DESCRIPTION | PC-1 1-99 | PC-2 100-499 | PC-3 500 |
|---|---|---|---|---|---|---|
| 100 | FT | 76850 | 1/2IN X 10FT EMT CONDUIT | | | |
| 100 | FT | 76851 | 3/4IN X 10FT EMT CONDUIT | | | |

## DiversiTech Pipe Strap

### Galvanized or Plastic



**710-A1650**

- Galvanized vent strapping, hanger iron, plumber's tape, pipe hanger tape, and many other uses. 1/4"centers for bolts or nails.

**710-P100**

- Plastic hanger strap is flexible and non-conductive. 3/4" wide x .050 thick. Load tested to 120 lbs. in handy dispenser box.

| STD PKG | U/M | BERCOR NUMBER | DESCRIPTION | PC-1 L/CTN | PC-2 F/CTN |
|---|---|---|---|---|---|
| 10 | EA | 77058 | 710-A1650 3/4INX50FT COIL PIPE STRAP | | |
| 20 | EA | 77059 | 710-P100 3/4INX100FT PLASTIC HGR STRAP | | |

# Pipe Straps



| STD PKG | U/M | BERCOR NUMBER | DESCRIPTION | PC-1 L/CTN | PC-2 F/CTN | PC-3 5 CTNS |
|---|---|---|---|---|---|---|
| 1 | PKG | 43012 | 85335 1/2 IN EMT ONE HOLE STRAP 5/PKG | | | |
| 100 | EA | 43013 | 85302 3/4 IN ONE HOLE EMT STRAP | | | |
| 1 | PKG | 43010 | 85337 1-1 HOLE EMT STRAPS 2/PKG | | | |
| 1 | PKG | 43016 | 85338 1-1/4IN 1 HOLE EMT STRAP 2/PKG | | | |

# Insulated Plastic Staples



| STD PKG | U/M | BERCOR NUMBER | DESCRIPTION | PC-1 EACH |
|---|---|---|---|---|
| 50 | BAG | 42985 | 70401 INSULATED PLASTIC STAPLES 50PK | |

# Electrical Fittings



**85115**



**85185**



**85326, 85327**



**85329, 85330**



**85332**



**85402**

| STD PKG | U/M | BERCOR NUMBER | DESCRIPTION | PC-1 L/CTN | PC-2 F/CTN | PC-3 5 CTNS |
|---|---|---|---|---|---|---|
| 50 | EA | 43015 | 85115 1/2 IN EMT SET SCREW CONNECTOR | | | |
| 100 | EA | 43037 | 85185 3/8 IN ROMEX SQUEEZE CONNECTOR | | | |
| 25 | EA | 43036 | 85326 3/4 IN EMT SET SCREW COUPLING | | | |
| 50 | EA | 43033 | 85327 1/2 IN EMT SET SCREW/COUPLING | | | |
| 50 | EA | 43032 | 85329 1/2 IN EMT COMPRESSION CONNECTOR | | | |
| 25 | EA | 43035 | 85330 3/4 IN EMT COMPRESSION CONNECTOR | | | |
| 50 | EA | 43034 | 85332 1/2 IN EMT COMPRESSION COUPLING | | | |
| 50 | EA | 43014 | 85402 3/8 IN 90 DEG ANGLE CONNECTOR | | | |

# Electrical Boxes


84712 and 84798


84797


84799


84938


84947 and 84949


84952


84962


84965


84966


84968


84987


84988


84989

| STD PKG | U/M | BERCOR NUMBER | DESCRIPTION | PC-1 L/CTN | PC-2 F/CTN | PC-3 5 CTNS |
|---|---|---|---|---|---|---|
| 10 | EA | 76904 | 84712 / 8600 TOGGLE SW BROWN | | | |
| 10 | EA | 76899 | 84797 / 8615 GRD DUP RECEPT IVORY | | | |
| 10 | EA | 76907 | 84798 / 8601 TOGGLE SW IVORY | | | |
| 10 | EA | 76910 | 84799 15A 120/277V 1P IVORY TOGGLE SWITCH-GROUND SW/RECEP | | | |
| 1 | EA | 43017 | 84938 4IN 1-1/2D 1/2IN STEEL BOXES SQUARE 3/4IN KO | | | |
| 1 | EA | 43018 | 84947 2-1/8IN X 4IN STEEL UTILITY BOXES 1/2IN KO | | | |
| 1 | EA | 43025 | 84949 2-1/8IN X 4 2-1/8D STEEL UTILITY BOX 1/2IN KO | | | |
| 1 | EA | 43027 | 84952 1-1/2D 1/2 X 3/4 KO STEEL EXTENSION RINGS 4 SQUARE | | | |
| 1 | EA | 43020 | 84962 4IN SQUARE STEEL COVER 4IN FLAT BLANK | | | |
| 1 | EA | 43019 | 84965 4IN 1/2IN RAISED TOGGLE SWITCH SINGLE | | | |
| 1 | EA | 43026 | 84966 4IN 1/2IN RAISED SQUARE STEEL COVER 1 DUP RECEPTACLE | | | |
| 1 | EA | 43023 | 84968 4IN SQUARE STEEL COVER 1-TOG/1-DUP RECEPTACLE COVER | | | |
| 1 | EA | 43021 | 84987 2-1/8IN X 4IN STEEL DUPLEX RECEPTACLE BOX COVER | | | |
| 1 | EA | 43024 | 84988 2-1/8IN X 4IN STEEL TOGGLE SWITCH COVER | | | |
| 1 | EA | 43022 | 84989 2-1/8IN X 4 STEEL UTILITY BOX COVER BLANK | | | |

# Electrical Receptacle



- 15 amp
- 125 volt
- Brown
- Residential

| STD PKG | U/M | BERCOR NUMBER | DESCRIPTION | PC-1 EACH |
|---|---|---|---|---|
| 10 | EA | 76889 | 620-704 15 AMP 125V BROWN ELEC DUPLEX RECEPT | |

# Conduit Locknut Wrench



| STD PKG | U/M | BERCOR NUMBER | DESCRIPTION | PC-1 EACH |
|---|---|---|---|---|
| 1 | EA | 83714 | 56999 CONDUIT LOCKNUT WRENCH | |

## Spray Paint




Plasti-kote® industrial all purpose enamel is abrasion and corrosion resistant. This spray enamel features an adjustable fan spray valve. Fights rust and will not fade. One can covers 25 to 28 sq. ft. Can be used to identify refrigerant in cylinders.

| STD PKG | U/M | BERCOR NUMBER | DESCRIPTION | PC-1 L/CTN | PC-2 F/CTN |
|---|---|---|---|---|---|
| 12 | EA | 46305 | 78984 BLACK (FLAT) SPRAY PAINT | | |
| 12 | EA | 46307 | 78987 GRAY (DK) SPRAY PAINT | | |

## Markers




Ready-to-use markers that will write on any surface. Dry instantly and are waterproof.

| STD PKG | U/M | BERCOR NUMBER | DESCRIPTION | PC-1 EACH |
|---|---|---|---|---|
| 12 | EA | 46260 | 95500 #25 DURA INK BLACK PEN | |

## Paint Markers




- Marks on all surfaces including metal, wood, glass, plastic, rubber, cardboard and paper.
- Oil based paint it quick drying with a glossy finish.

| STD PKG | U/M | BERCOR NUMBER | DESCRIPTION | PC-1 EACH |
|---|---|---|---|---|
| 12 | EA | 46261 | 95481 V.ACTION PAINT MARKER-RED | |
| 12 | EA | 46262 | 95480 V.ACTION PAINT MARKER-BLACK | |

## INKZALL Black Fine Point Marker



- Durable marker tip for writing on concrete , OSB and rough surfaces
- Ink dries in seconds

| STD PKG | U/M | BERCOR NUMBER | DESCRIPTION | PC-1 EACH |
|---|---|---|---|---|
| 1 | EA | 81142 | 48-22-3100 BLACK FINE POINT MARKER | |

## Elite Performance Windshield Washer Fluid




Elite Performance offers maximum freeze protection to prevent damage to wash lines and safeguard against windshield re-freeze. Independently tested to provide freeze protection to -20° F. Don't take chances with generic washer products, only Elite Performance offers certified protection.

| STD PKG | U/M | BERCOR NUMBER | DESCRIPTION | PC-1 L/CTN | PC-2 F/CTN |
|---|---|---|---|---|---|
| 6 | EA | 91401 | 61115 CAWW1G 1 GAL WASHER CLEANER WINDSHEILD | | |

## Great Wipes Hand Towels




- Industrial strength waterless hand towels
- One side for everyday messes, one side for heavy dury grime
- Fresh citrus scent

| STD PKG | U/M | BERCOR NUMBER | DESCRIPTION | PC-1 L/CTN | PC-2 F/CTN |
|---|---|---|---|---|---|
| 6 | EA | 90318 | 4185-75 75 COUNT GREAT WIPES WATERLESS HAND TOWELS | | |

## ClenHands Orange Crush Hand Cleaner




ClenHands Orange Crush is a premium citrus-based hand cleaner that quickly dissolves all hard-to-remove soils. It is enhanced with fine-ground pumice and is formulated with nine skin care ingredients.

| STD PKG | U/M | BERCOR NUMBER | DESCRIPTION | PC-1 L/CTN | PC-2 F/CTN |
|---|---|---|---|---|---|
| 12 | EA | 91404 | 61203 2215 15 OZ CLENHANDS ORANGE CRUSH W/PUMICE | | |

## WypAll Shop Towels




- Durable for demanding jobs.
- Strong even when wet.
- 4-ply tissue wiper traps dirt and absorbs liquids quickly.
- Made with 100% recycled paper.
- 9-3/4"x 16-3/4" in pop-up box.

| STD PKG | U/M | BERCOR NUMBER | DESCRIPTION | PC-1 EACH |
|---|---|---|---|---|
| 10 | BOX | 40108 | 79105 / 19099 TERI WIPES 125/BOX | |

## Nu-Kill Wasp and Hornet Aerosol Spray




Nu-Kill instantly kills wasps, hornets, and yellow jackets. Up to a 20 foot jet spray. Nu-Kill is also safe around and in electrical equipment. It contains no CFCs.

| STD PKG | U/M | BERCOR NUMBER | DESCRIPTION | PC-1 L/CTN | PC-2 F/CTN |
|---|---|---|---|---|---|
| 6 | EA | 95973 | 4292-75 13.5 OZ NU-KILL II AEROSOL WASP & HORNET KILLER | | |

# Group 5 Chemicals and Water Treatment

Group 5 Chemicals and Water Treatment


Cleaners..... 5 - 1
Leak Detectors..... 5 - 13
System Sealants..... 5 - 15
Moisture Barriers and Lubricants..... 5 - 16
Anti-Freeze..... 5 - 17

# Nu-Calgon Aerosol Cleaners



4081-75



4082-03



4083-75



4127-75



4132-20



4166-75



4171-75



4290-75



4291-18



61118



4294-75

### CalClean
Aerosol coil cleaner for condensers and evaporators. Heavy-duty detergent for all types of equipment.

### Electrical Contact Cleaner
Lubricates and protects electrical contacts. Quickly removes grease, dust and oxidation.

### Degreasing Solvent
Leaves surfaces clean and oil-free. Fast drying, leaves no residue. Dielectric strength of 26,000 volts.

### Blackhawk™
Blackhawk is an expanding foam, fragrance-free coil cleaner. It permeates deep within the coil then liquefies to remove grease and grime.The heavy-duty formulation is powerfule, yet safe for food processing areas.

### cal-blast™ Coil Cleaner
High performance aerosol with excellent solvency and blasting spray, to powerfully separate undesirable materials from the surface.

### Evap-Fresh Coil Cleaner
Non-abrasive, one-step cleaner and disinfectant for evaporator coils in small air conditioners, commercial air handling equipment, HVAC cooling coils, and refrigeration equipment.

### Evap-Foam No Rinse
For use on condensers or evaporators. Cleans and deodorizes. Has a pleasant lemon smell.

### Nu-Blast® Condenser Coil Cleaner
A "no rinse required"condenser coil cleaner in a convenient aerosol package. Pleasant odor, non-flammable and non-conductive.

### Nu-Brite
High pressure cleaner and degreaser for small condenser coils found in restaurant and food service refrigeration, air conditioners, electrical and mechanical equipment.

### A/C Shine
A/C Shine is specially formulated to clean and protect the painted metal surgaces of outdoor A/C condensing units. It sprays on and wipes off quickly and easily without water. Use A/C Shine on every service call.

### Nu-Shield
Nu-Shield is a super-hydrophobic (water repelling) product that is anti-wetting, reduces icing, anti-corrosion, self-cleaning and reduces bacterial growth.

| STD PKG | U/M | BERCOR NUMBER | DESCRIPTION | PC-1 L/CTN | PC-2 F/CTN |
|---|---|---|---|---|---|
| 6 | EA | 90170 | 4081-75 20 OZ AEROSOL CAN CALCLEAN | | |
| 6 | EA | 90178 | 4082-03 11 OZ AEROSOL CAN ELECTRICAL CONTACT CLEANER | | |
| 6 | EA | 90180 | 4083-75 17 OZ AEROSOL CAN DEGREASING SOLVENT EF | | |
| 6 | EA | 90166 | 4127-75 18 OZ BLACKHAWK EXPANDING FOAM COIL CLEANER | | |
| 6 | EA | 90248 | 4132-20 AEROSOL CAL-BLAST COIL CLEANER | | |
| 6 | EA | 95928 | 4166-75 18 OZ CAN AEROSOL EVAP-FRESH COIL CLEANER | | |
| 6 | EA | 90154 | 4171-75 18 OZ AEROSOL CAN EVAP-FOAM NO RINSE | | |
| 6 | EA | 90148 | 4290-75 18OZ AEROSOL CAN NU-BLAST CONDENSER COIL CLEANER | | |
| 6 | EA | 95996 | 4291-18 18 OZ AEROSOL CAN NU-BRITE COIL CLEANER | | |
| 12 | EA | 91403 | 61118 ACS12 12 OZ A/C SHINE-CLEANER/PROTECTANT | | |
| 6 | EA | 96013 | 4294-75 NU-SHIELD | | |

## Parker | VIRGINIA Aerosol Coil Cleaners







### BAC-20 Blast-A-Coil

This non-ozone-depleting aerosol coil cleaner is a high pressure liquid that blasts through grease and dirt on refrigeration condenser coils. Cleans grease, dirt, lint and other debris instantly and does not require rinsing.

### CK20 Coil Klean

The CK20 is designed to clean dirt, hair, grease, oil and dust from evaporator coils and to restore evaporator efficiency and operation. Foaming spray easily penetrates the fins of evaporator coils.

| STD PKG | U/M | BERCOR NUMBER | DESCRIPTION | PC-1 L/CTN | PC-2 F/CTN |
|---|---|---|---|---|---|
| 12 | EA | 95944 | BAC-20 18 OZ NO-RINSE AEROSOL COIL CLEANER SOLVENT | | |
| 12 | EA | 90114 | CK20 19 OZ COIL KLEAN ALKALINE AEROSOL CONDENSOR COIL CLEANER | | |

## Parker | VIRGINIA Coil Cleaners and Protectors




Acti-Brite




Acti-Klean




Alki-Foam




FM-1

### Acti-Brite

Acid based cleaner effectively foams away stubborn deposits from air-cooled condensers and coils. Expanding foam pushes contamination out of condenser and is easily rinsed away with water. Eye and hand protection is required with use.

### Acti-Klean

Acti-Klean heavy duty coil cleaner is more effective than cleaning with high-pressure sprayers and steam cleaners or rinsing with water and brushing, yet it is economical to use. Acti-Klean is quite safe, non-acid, non-toxic, virtually odorless, non-flammable and bio-degradable. Rinsing after use is not required, as it simply drains away as condensate.

### Alki-Foam

An alternative method of cleaning fin and tube surfaces of air conditioning condensers. Alki-Foam, non-acid cleaner, has been developed to remove contamination from heat transfer surfaces and increase air flow for increased efficiency.

### FM-1 Foam-Max

A high-foaming, alkaline based, outdoor condenser coil cleaner for extra tough jobs. Foam-Max creates a super thick foam on aluminum condenser coils that cuts through grease, grime and oil and pushes out feathers, dirt, dust, leaves and grass. A highly concentrated formula that can be used in lighter dilutions rations for standard cleaning jobs.

| STD PKG | U/M | BERCOR NUMBER | DESCRIPTION | PC-1 L/CTN | PC-2 F/CTN |
|---|---|---|---|---|---|
| 4 | EA | 95938 | AB1 1 GALLON ACTI-BRITE PREMIUM COIL CLEANER | | |
| 4 | EA | 95939 | AKF1 1 GALLON ALKI-FOAM PREMIUM COIL CLEANER | | |
| 4 | EA | 95940 | AK1 1 GALLON ACTI-KLEAN PREMIUM COIL CLEANER | | |
| 4 | EA | 95942 | FM1 1 GALLON FOAM MAX PREMIUM CONDENSER COIL CLEANER | | |

## Nu-Calgon Green Select Coil Cleaners




Cal-Green




Evap-Green

### Cal-Green

Clean the condenser unit with an all natural environmentally friendly coil cleaner. This low-foaming, non-toxic cleaner is outstanding for removing dirt and grime which hinders heat transfer. By cleaning the fins with Cal-Green you restore the unit's efficiency while being environmentally responsible.

### Evap-Green

Evap-Green's outstanding cleaning ability will quickly remove dust, dirt, and debris that is typically found on evaporator coils. By using Evap-Green, an all natural cleaner, the coil is being cleaned with the most environmentally friendly product available.

| STD PKG | U/M | BERCOR NUMBER | DESCRIPTION | PC-1 L/CTN | PC-2 F/CTN |
|---|---|---|---|---|---|
| 4 | EA | 90244 | 4190-08 1 GAL CAL-GREEN GREEN SELECT COIL CLEANER | | |
| 4 | EA | 90245 | 4191-08 1 GAL EVAP-GREEN GREEN SELECT COIL CLEANER | | |

# Nu-Calgon Coil Cleaners




**Cal-Brite** **CalClean** **Evap-Fresh** **Evap Pow'r** **Foam-Brite** **Nu-Brite** **Nu-Solve NR** **Tri-Pow'r** **TriClean 2X**

### Nu-Calgon Cal-Brite®
Is a low-pH cleaner for cleaning evaporator coils, air-cooled condensers and other finned cooling and heating coils. It is based upon glycolic acid and other ingredients, including DuPont's Surfactant Merpol®. Safe for use indoors as well as outdoors.

### Nu-Calgon CalClean®
A heavy-duty liquid alkaline detergent for cleaning evaporator coils, air cooled condenser coils, metal filters, fan blades. Biodegradable.

### Nu-Calgon Evap-Fresh
Evap-Fresh is a ready-to-use, non-abrasive, one-step cleaner and disinfectant for evaporator coils in small air conditioners, commercial air handling equipment, HVAC cooling coils and refrigeration equipment.

### Nu-Calgon Evap Pow'r®
"No Rinse"product formulated specifically for indoor cleaning of evaporator coils. It is metal safe. Cleans even the most stubborn soils and deposits. Biodegradable.

### Nu-Calgon Foam-Brite®
This coil cleaner provides the ultimate in foaming, brightening and cleaning; it can be used to replace the more dangerous HF acid based products for condenser coil cleaning. Cleans and brightens, with an unsurpassed level of foaming.

### Nu-Calgon Nu-Brite®
Is the most effective coil cleaner available today. It is an equally effective yet safer alternative to acids. Alkaline based. Biodegradable.

### Nu-Solve NR
**Non-rinse, non-foaming, ready-to-use detergent based** outdoor coil cleaner. Formulated to remove grime off coil. Compatible with common metals, plastics and rubber.

### Nu-Calgon Tri-Pow'r
Tri-Pow'r HD is an alkaline cleaner for cleaning air-cooled condensers, evaporator coils, permanent filters, fan blades, motors and other general cleaning.

### TriClean 2X
Metal safe, biodegradable chemistry. One bottle cleans up to three 5 ton coils. Easy to use; simply connect to hose, clean and rinse.

| STD PKG | U/M | BERCOR NUMBER | DESCRIPTION | PC-1 L/CTN | PC-2 F/CTN |
|---|---|---|---|---|---|
| 4 | EA | 95961 | 4133-08 1 GAL CAL-BRITE COIL CLEANER | | |
| 4 | EA | 90145 | 4135-08 1 GAL CALCLEAN COIL CLEANER | | |
| 4 | EA | 95929 | 4166-08 1 GAL EVAP-FRESH COIL CLEANER | | |
| 4 | EA | 95965 | 4168-08 1 GAL EVAP POW'R-C COIL CLEANER | | |
| 4 | EA | 90169 | 4178-08 1 GAL FOAM BRITE COIL CLEANER | | |
| 4 | EA | 90153 | 4291-05 2 1/2 GAL NU-BRITE COIL CLEANER | | |
| 4 | EA | 90149 | 4291-08 1 GAL NU-BRITE COIL CLEANER | | |
| 4 | EA | 90202 | 4295-08 1 GAL NU-SOLVE NR CONDENSER COIL CLEANER | | |
| 4 | EA | 90142 | 4371-88 1 GAL TRI-POW'R HD ALKALINE COIL CLEANER | | |
| 6 | EA | 95957 | 4372-24 1 QT TRICLEAN 2X COIL CLEANER | | |

# RECTORSEAL Renewz Coil Cleaner

Non-acid foaming cleaner and brightener for condenser coils.



| STD PKG | U/M | BERCOR NUMBER | DESCRIPTION | PC-1 EACH |
|---|---|---|---|---|
| 4 | EA | 50729 | 82644 1 GALLON RENEWZ FOAMING NON-ACID COIL CLEANER | |

# Nu-Calgon Ice Machine Filters and Food Grade Cleaning Products


CTL


Nu-Plus


NP48S


Micro-Plus



IMS-II Cleaner



Liquid Ice



Nickel Safe Cleaner



Food-Grade Silicone

### CTL Cartridge
A 20"cartridge that fits inside existing Manitowoc systems.

### Nu-Plus Water Filter Cartridges
Pre-coat submicron filtration reduces particles as small as 1/2 micron along with chlorine and other offensive contaminants. Plus the feed of 6R Micromet® inhibits scale build-up caused by dissolved minerals.

### NP48S Sediment Cartridge
The NP Series Sediment Cartridges are composed of polypropylene that is manufactured by patented blown-microfiber technology to meet the market requirements for a pure polypropylene-depth pre-filter with exceptional dirt-holding capability.

### Micro-Plus Treatment Systems
The complete treatment program for commercial ice makers, coffee urns and brewers, beverage makers, and other water-using equipment such as humidifiers, steamers, and residential refrigerator ice makers.

### IMS-II Ice Machine Cleaner
Eliminate lime scale formation. Remove silt, sediment and other suspended matter. Remove chlorine and other objectionable tastes and odors. Complete treatment for up to six months.

### Liquid Ice Machine Cleaner
For removing scale deposits from ice machines and coffee urns. Made from food-grade phosphoric acid. Fast acting and safe to use.

### Nickel Safe Ice Machine Cleaner
Cleaner is a specially formulated for removing scale deposits from ice machines having nickel-plated or tin-plated evaporators.

### Food-Grade Silicone
Sprays a perfect non-stick surface on ice machine surfaces, vending machines, coin slots, hot plates, slicing machines, and other food processing and packaging equipment. Contains ingredients approved by the FDA for food contact.

### CTL Cartridge

| STD PKG | U/M | BERCOR NUMBER | DESCRIPTION | PC-1 L/CTN | PC-2 F/CTN |
|---|---|---|---|---|---|
| 6 | EA | 95991 | 4610-26 C0070 CTL SERIES PRIMARY FILTER CARTRIDGE | | |

### Nu-Plus Water Filter Cartridges

| | | | | | |
|---|---|---|---|---|---|
| 1 | EA | 96188 | 4621-01 QC71 SINGLE HEAD | | |
| 1 | EA | 96189 | 4621-02 QC71 TWIN PARALLEL HEAD | | |
| 1 | EA | 96190 | 4621-07 QL3B SINGLE HEAD | | |
| 6 | EA | 96001 | 4621-10 NU-I2000 NU-PLUS WATER FILTER CARTRIDGE | | |
| 6 | EA | 96002 | 4621-11 NU-I4000 NU-PLUS WATER FILTER CARTRIDGE | | |
| 6 | EA | 96184 | 4621-12 BH ICE/COFFEE CARTRIDGE | | |
| 6 | EA | 96197 | 4621-14 1MF10-(FOR 10IN HOUSING) SCALE BLOCKER | | |
| 6 | EA | 96185 | 4621-20 NU-MC CARTRIDGE | | |
| 6 | EA | 96186 | 4621-30 7CB5-S CARTRIDGE | | |
| 6 | EA | 96200 | 4621-31 4CB5-S ICE/COFFEE CARTRIDGE | | |
| 40 | EA | 96194 | 4621-41 EC-110 10IN PREFILTER CARTRIDGE | | |
| 1 | EA | 96191 | 4621-42 EC-10 PREFILTER | | |
| 20 | EA | 96195 | 4621-43 EC-210 20IN PREFILTER CARTRIDGE | | |
| 1 | EA | 96192 | 4621-44 EC-20 20IN PREFILTER HOUSING W/CARTRIDGE | | |
| 1 | EA | 96193 | 4621-45 PREFILTER WING BRACKET | | |
| 6 | EA | 96187 | 4622-10 NU-PLUS CU-S CARTRIDGE | | |

### NP48S Sediment Filter Cartridge

| | | | | | |
|---|---|---|---|---|---|
| 6 | EA | 95995 | 4712-87 NP48S 5 MICRON SEDIMENT CARTRIDGE | | |

***Continued on the Following Page***

***Continued from the Previous Page***

**Ice Machine Cleaners** (Micro-Plus, IMS-II, Liquid Ice, and Nickel Safe)

| STD PKG | U/M | BERCOR NUMBER | DESCRIPTION | PC-1 L/CTN | PC-2 F/CTN |
|---|---|---|---|---|---|
| 6 | EA | 95983 | 4612-W3 MICRO PLUS 4 (25 GAL/DAY) ICE MACHINE FILTRATION TREATMENT | | |
| 6 | EA | 95984 | 4613-Y8 MICRO PLUS 8 (50 GAL/DAY) ICE MACHINE FILTRATION TREATMENT | | |
| 6 | EA | 95985 | 4614-Y8 MICRO PLUS 16(100 GAL/DAY) ICE MACHINE FILTRATION TREATMENT | | |
| 6 | EA | 95986 | 4615-W3 MICRO +2 (12-1/2 GAL/DAY) ICE MACHINE FILTRATION TREATMENT | | |
| 12 | EA | 95989 | 4211-34 16 FLUID OZ IMS-11 ICE MACHINE SANITIZING CONCENTRATE | | |
| 12 | EA | 95967 | 4207-47 8 FLUID OZ -13.2 NET WT LIQUID ICE MACHINE CLEANER | | |
| 4 | EA | 95966 | 4207-08 1 GAL LIQUID ICE MACHINE CLEANER | | |
| 12 | EA | 90147 | 4287-34 16 FLUID OZ NICKEL SAFE ICE MACHINE CLEANER | | |
| 4 | EA | 90143 | 4287-08 1 GAL NICKEL SAFE ICE MACHINE CLEANER | | |

**Food Grade Silicone**

| | | | | | |
|---|---|---|---|---|---|
| 6 | EA | 90172 | 4084-03 11 OZ AEROSOL CAN FOOD GRADE SILICONE | | |

## Parker | VIRGINIA Metal Safe Ice Machine Cleaners




Removes the normal lime scale formulations which develop in ice machines. Safe to use on nickel and tin plated evaporators.

| STD PKG | U/M | BERCOR NUMBER | DESCRIPTION | PC-1 L/CTN | PC-2 F/CTN |
|---|---|---|---|---|---|
| 4 | EA | 95948 | H421 1 GALLON METAL SAFE ICE MACHINE CLEANER/SCALE REMOVER | | |

## EVERPURE WATER YOU CAN TRUST ESO 7 Three-Stage Blending Cartridge

### Provides Softened, Buffered, and Filtered Water



- Reduces hardness in water that can cause minerals to build-up in coffee and espresso equipment
- Utilizes ion exchange resin with buffering capabilities and high capacity coconut carbon filtration
- Buffering prevents water from becoming too acidic
- Reduces calcium, magnesium, cholorine, iron, off tastes and odors
- Capacity: 600 gallons @ 150 ppm
- Maximum Flow: 0.5 gpm
- Working Pressure: 10–125 psi, non-shock
- Maximum Temp.: 35–100° F (2–38° C)
- No electrical connection required

| STD PKG | U/M | BERCOR NUMBER | DESCRIPTION | PC-1 EACH |
|---|---|---|---|---|
| 1 | EA | 96009 | 9607-25 ESO-7 SOFTENING CARTRIDGE | |

## Nu-Calgon Humidi-Treat Humidifier Treatment




Humidi-Treat is designed for humidifiers using up to 25 gallons per day, and will inhibit scale for one season. Install Humidi-Treat on the water line that supplies water directly to the humidifier.

| STD PKG | U/M | BERCOR NUMBER | DESCRIPTION | PC-1 L/CTN | PC-2 F/CTN |
|---|---|---|---|---|---|
| 6 | EA | 90168 | 4190-02 HUMIDI-TREAT | | |

# Nu-Calgon CompleteCare Mini-Split Kit




- Cleans, disinfects, and deodorizes
- Controls mold and mildew
- Disinfects against Staphylococcus aureus, Salmonella enterica and Pseudomonas aeruginosa
- Protects condensate pans and lines from plugging
- Treats 2–3 Mini-Splits

| STD PKG | U/M | BERCOR NUMBER | DESCRIPTION | PC-1 L/CTN | PC-2 F/CTN |
|---|---|---|---|---|---|
| 6 | EA | 96012 | 4151-08 COMPLETE CARE MINI-SPLIT KIT | | |

# Nu-Calgon Scale Removers




### Liquid Scale Dissolver

A hydrochloric (muriatic) acid that is formulated to remove calcium scales from cooling towers and other water cooled equipment. It contains low-foaming corrosion inhibitors and a built-in pH color indicator. pH test paper is also included.




### Calci-Solve

An amazing RD-188 forms a protective coating on pipes, drains, and equipment while acid action does the work. Quickly dissolves the heaviest rust and mineral scale deposits in cooling towers, air conditioning, heating, and all types of heat exchange equipment.

**1 Gallon**

| STD PKG | U/M | BERCOR NUMBER | DESCRIPTION | PC-1 L/CTN | PC-2 F/CTN |
|---|---|---|---|---|---|
| 4 | EA | 95454 | 4134-08 1 GAL CALCI-SOLVE SCALE REMOVER | | |
| 4 | EA | 95969 | 4330-08 1 GAL LIQUID SCALE DISSOLVER | | |

**5 Gallon**

| STD PKG | U/M | BERCOR NUMBER | DESCRIPTION | PC-1 EACH |
|---|---|---|---|---|
| 1 | EA | 95968 | 4330-05 5 GAL LIQUID SCALE DISSOLVER | |

# Nu-Calgon Degreasing Solvent




This environmentally friendly degreasing solvent is ozone-safe. It is a volatile solvent that provides effective degreasing and cleaning as well as controlled drying with absolutely no residue. It has a dielectric strength in excess of 26,000 volts. It is suitable for cleaning electrical and electronic equipment, parts, and motors.

| STD PKG | U/M | BERCOR NUMBER | DESCRIPTION | PC-1 L/CTN | PC-2 F/CTN |
|---|---|---|---|---|---|
| 6 | EA | 90195 | 4162-07 1 GAL DEGREASING SOLVENT EF | | |

## Grez-Off




Grez-Off is a powerful, biodegradable degreaser that quickly blasts through heavy grease and grime. It removes heavy grease and soil from engines, mowers, tools, condenser coils, shop machinery, garage floors, asphalt drives, and much more. Grez-Off's biodegradable, non-flammable formula hits hard and fast with less impact on the user and the environment.

| STD PKG | U/M | BERCOR NUMBER | DESCRIPTION | PC-1 L/CTN | PC-2 F/CTN |
|---|---|---|---|---|---|
| 12 | EA | 91402 | 61117 22732 32 OZ GREZ-OFF HEAVY DUTY DEGREASER | | |

## Green Clean




A broad spectrum cleaner that is used in manufacturing plants for heavy degreasing of parts or cleaning shop floors. The food service industry uses Green Clean for cleaning walk-in and reach-in refrigerators and freezers, grease filters, tile floors, stainless steel surfaces and counter tops. Green Clean can also be used to clean motors, blowers, pumps, and air conditioners.

| STD PKG | U/M | BERCOR NUMBER | DESCRIPTION | PC-1 L/CTN | PC-2 F/CTN |
|---|---|---|---|---|---|
| 12 | EA | 81304 | 4186-24 1 QT (32OZ) SPRAY BOTTLE GREEN CLEAN COIL CLEANER | | |

## Duct and EAC Cleaners




### Bio-Fresh® cd

Bio-Fresh cd is a ready-to-use bacteriostat, fungistat and deodorizer based upon chlorine dioxide technology. It is recommended for control of bacteria, mold, mildew, fungi and yeast in IAQ applications. Its EPA registration includes application in HVACR ventilating equipment, including coils, condensate pans, filters and duct-work.




### Special HD CalClean

An extra-strong blend of surface active agents, alkaline cleaner, degreasers, and corrosion inhibitors specially formulated to remove tobacco tars and other stubborn deposits from electronic air filters as well as condensers and coils. Biodegradable.

| STD PKG | U/M | BERCOR NUMBER | DESCRIPTION | PC-1 L/CTN | PC-2 F/CTN |
|---|---|---|---|---|---|
| 12 | EA | 95976 | 4126-34 1 QT SPRAY BOTTLE BIO-FRESH CD | | |
| 4 | EA | 95960 | 4143-08 1 GAL CALCLEAN SPECIAL HD COIL CLEANER | | |

## Nu-Calgon Winter Treat




Winter Treat will buffer and balance water conditions, preventing both scale and corrosion while keeping the boiler free of sludge. In addition to all its preventative abilities, Winter Treat also cleans boilers that are already fouled with deposits and corrosion.

- Emulsifies and cleans away rust, corrosion deposits and sludge
- Inhibits system corrosion, foaming and surging
- Inhibits lime scale
- Buffers and balances water conditions

| STD PKG | U/M | BERCOR NUMBER | DESCRIPTION | PC-1 L/CTN | PC-2 F/CTN |
|---|---|---|---|---|---|
| 4 | EA | 90191 | 4390-08 1 GAL WINTER TREAT | | |
| 12 | EA | 90193 | 4390-32 1 QT WINTER TREAT | | |

## HERCULES® Boiler Liquid

- Seals and repairs cracks and leaks in steam and hot water systems.
- No odors, priming, or foaming.




| STD PKG | U/M | BERCOR NUMBER | DESCRIPTION | PC-1 L/CTN | PC-2 F/CTN |
|---|---|---|---|---|---|
| 12 | EA | 50832 | 30115 1 QT BOILER LIQUID STOP LEAK | | |

## HERCULES® Scout™ Steam Boiler Cleaner

Scout is a non-toxic, odorless steam boiler cleaner that contains fast-acting Trisodium Phosphate (TSP). It stops priming and surging in minutes. Removes rust, scale, oil, foam and impurities without draining or flushing system. Cleans pressure vessels, steam kettles, heat exchangers, steam generators and tanks.

Safe to use on food service, process equipment and other sensitive, critical applications. When used on a regular basis, Scout provides clean, dry steam along with improved boiler efficiency, fuel economy and heat transfer. Will not harm rubber or plastic components. Contains no petroleum distillates.




| STD PKG | U/M | BERCOR NUMBER | DESCRIPTION | PC-1 L/CTN | PC-2 F/CTN |
|---|---|---|---|---|---|
| 12 | EA | 50699 | 35100 113 GRAM SCOUT ODORLESS STEAM BOILER CLEANER | | |

## Super Change

### Fast & Easy R-22 System Retrofit




Super Change allows for a fast and easy conversion from R-22, or any mineral/alkylbenzene oil system, to all HFC refrigerants, including POE-based R-407C and R-410A. It works by creating a strong compatibility link between mineral/alkylbenzene oils and HFC refrigerants. No change out of the oil, "O" rings, or gaskets required, eliminating compressor downtine and line set flush.

| STD PKG | U/M | BERCOR NUMBER | DESCRIPTION | PC-1 EACH |
|---|---|---|---|---|
| 6 | EA | 93023 | 981 SUPER CHANGE UP TO 6 TONS FIT SYSTEM RETROFIT | |

## Pro-Flush™ Flushing Solvent




A flushing solvent for A/C and refrigeration systems formulated for R-410A retrofits, refrigerant conversions and compressor burnouts. Compatible with all refrigerants and compressor oils. All solvents in Pro-Flush™ are non-VOC and conform to EPA SNAP standards; low toxicity, non-flammable, residue-free.

| STD PKG | U/M | BERCOR NUMBER | DESCRIPTION | PC-1 EACH |
|---|---|---|---|---|
| 6 | EA | 98901 | PF-16 16OZ SOLVENT REFILL F/PROFLUSH | |

## Rx11 Flush

### Air Conditioning and Refrigeration System Flush


4300-09


4300-10


4300-15


4300-30


4300-50


4300-89

An ozone-safe solvent engineered specifically for flushing refrigeration and air conditioning systems. Rx11 is strong enough to rinse away particulate, sludge, carbon residues, acids, oils, and water. Prevents time-consuming repeat visits.

**4300-08 Flush Kit Includes:**
4300-09 Rx11 Flush
4300-51 Rx11 Flush Gun
4300-52 Rx11 Flush Hose
4300-99 Injection Tool

| STD PKG | U/M | BERCOR NUMBER | DESCRIPTION | PC-1 EACH |
|---|---|---|---|---|
| 1 | EA | 90753 | 4300-08 RX11 FLUSH STARTER KIT | |
| 6 | EA | 95979 | 4300-09 RX11 1LB CANISTER (3-4TON) AC/R SYSTEM FLUSH | |
| 1 | PKG | 90186 | 4300-10 RX11 2+1 DISPLAY PACK AC/R SYSTEM FLUSH | |
| 1 | EA | 90192 | 4300-15 RX11 13 LB CYLINDER FLUSH AC/R SYSTEM | |
| 6 | EA | 96007 | 4300-30 RX11 19.5 OZ FLUSH LIQUID CAN | |
| 1 | EA | 96008 | 4300-38 RX11 FLUSH STARTER KIT (TANK,GUN & HOSE) | |
| 1 | EA | 95927 | 4300-50 RX11 FLUSH LINE-SET INJECTION TOOL | |
| 1 | EA | 90196 | 4300-89 RX-11 FLUSH INJECTION VALVE | |

# Nu-Calgon Drain Pan Treatment




**Gel Tabs**




**Pan-Treat Tablets**




**Pan Pads**



**PH Treat**

### Gel Tabs
Gel Tabs protects drain pans against clogs and eliminates foul odors. The gel formation locks the tab into place; last up to 3 months.

### Pan-Treat Tablets
Pan-Treat is safe, non-corrosive, non-toxic, and biodegradable. It is completely soluble in water and it does not formdeposits in the drain pan.

### Pan Pads
Fits most pan configurations and doesn't float. Combat a broad spectrum of bacteria including Legionella. 9 month service life.

### PH Treat
The PH Treat filter contains a specialized media that raises the pH to near neutral.

| STD PKG | U/M | BERCOR NUMBER | DESCRIPTION | PC-1 L/CTN | PC-2 F/CTN |
|---|---|---|---|---|---|
| 12 | EA | 90246 | 4185-03 3TON (12 TABLETS TUBE) GEL TABS DRAIN PAN TREATMENT | | |
| 12 | EA | 90247 | 4185-05 5 TON (6 TABLET TUBE) GEL TABS DRAIN PAN TREATMENT | | |
| 24 | EA | 95964 | 4295-34 3/4 OZ 5 TON CAPACITY PAN PADS DRAIN PAN TREATMENT | | |
| 24 | EA | 95978 | 4295-36 5 TON PAN PADS DRAIN PAN TREATMENT | | |
| 12 | EA | 95975 | 4296-60 200 COUNT PAN TREAT CONDENSATE TABLETS | | |
| 6 | EA | 90167 | 4720-06 PH-TREAT | | |

# DiversiTech Flow Plus™ Condensate Pan Treatment




Flow Plus™ incorporates the latest water treatment technology designed to keep dust and other environmental debris dispersed and suspended, eliminating plugged condensate lines which result in drain pan overflow. Flow lines which result in drain pan overflow. Flow Plus is a completely-soluble, moisture-activated condensate pan treatment, that leaves no dispenser, bag or residue to be removed.

### Features
- Condensate activated
- Time released
- No residue or waste
- Combats offensive odors
- Stays in place
- Safe

| STD PKG | U/M | BERCOR NUMBER | DESCRIPTION | PC-1 L/CTN | PC-2 F/CTN |
|---|---|---|---|---|---|
| 12 | EA | 98910 | FLOW-PLUS-25 COND PAN TREATMENT 25 TAB/JAR | | |

# A/C Drain Sucker




The A/C Drain Sucker quickly removes clogs caused by slime and sludge build-up and removes the excess water from A/C condensate drains, resolving overflow problems. The kit includes PurCool® Shock Tablets to clean and treat the remaining slime and sludge in the pan and lines, as well as a PurCool Pan Strip to provide months of preventive treatment and free flowing drains.

| STD PKG | U/M | BERCOR NUMBER | DESCRIPTION | PC-1 L/CTN | PC-2 F/CTN |
|---|---|---|---|---|---|
| 6 | EA | 91406 | 61308 CADS1 A/C DRAIN SUCKER KIT | | |

# PurCool Green & PurCool Strips

## Condensate Drain Pan Treatment







### PurCool Green Strips

PurCool Green strips prevent slime and sludge build-up in air conditioning and refrigeration condensate drain pans. They utilize unique, environmentally friendly plant based suspending and dispersing action to prevent build-ups, overflows, and odors in drain pans. PurCool Green will slowly dissolve in the condensate water providing preventive treatment for 4–6 months. PurCool Green does not contain any harsh chemicals or biocides, making them safer for the user and the environment.

### PurCool Strips

Purcool strips are powerful, economical, preventive maintenance for air conditioning condensate drain pans. Just place them anywhere in the drain pan where the PurCool strips will contact the condensate water and enjoy up to six months of economical protection. PurCool Strips will adhere to the drain pan and will not float or move. They dissolve completely, leaving no residue. Safe for metal and plastic drain pans.

| STD PKG | U/M | BERCOR NUMBER | DESCRIPTION | PC-1 L/CTN | PC-2 F/CTN |
|---|---|---|---|---|---|
| 12 | EA | 91395 | 61044 PCG5MS UP TO 5 TON PURCOOL GREEN MINI STRIP | | |
| 12 | EA | 91396 | 61041 2003D 10 TON PURCOOL COMMERCIAL STRIP | | |
| 12 | EA | 91394 | 61042 2001D 5 TON PURCOOL STRIPS | | |

## Liquid Spray Deodorizer



ClenAir Liquid spray deodorizer is a fast-acting deodorizing system. Unlike regular deodorizers that simply use heavy perfumes and oils to disguise odors, ClenAir eliminates odors via an oxidation process while leaving a fresh scent. ClenAir is also biodegradable, non-toxic, non-staining, and approved for usage in homes and businesses.

| STD PKG | U/M | BERCOR NUMBER | DESCRIPTION | PC-1 L/CTN | PC-2 F/CTN |
|---|---|---|---|---|---|
| 12 | EA | 91393 | 61030 1600D 16 OZ CLENAIR LIQUID UNSCENTED SPRAY | | |

## Odor Neutralizer



ClenAir Odor Neutralizer is a unique odor neutralizer, not a perfume or cover-up. It eliminates unpleasant odors from the air, neutralizing those caused by smoke, mold, mildew, cat litter, and pets, as well as the noxious smells created by formaldehyde, hydrogen sulfide, and other chemicals.

ClenAir Odor Neutralizer is used by hospitals, nursing homes, hotels, and many other businesses. It can be used in homes, basements, locker rooms, cars, boats, and any other space that needs refreshing.

| STD PKG | U/M | BERCOR NUMBER | DESCRIPTION | PC-1 L/CTN | PC-2 F/CTN |
|---|---|---|---|---|---|
| 12 | EA | 91390 | 61001 1500D 1/2 LB TUB CLENAIR ORIGINAL ODOR NEUTRALIZER | | |
| 4 | EA | 91391 | 61004 1503 3 LB TUB ODOR NEUTRALIZER | | |
| 12 | EA | 91392 | 61010 1800D 1/2 LB CHERRY CLENAIR ODOR NEUTRALIZER | | |

## HVAC Odor Block



Improve indoor air quality by treating the air through the HVAC system. ClenAir HVAC Odor Block is not a perfume mask or cover-up. The unique formula molecularly reacts with the airborne odor-causing compounds and eliminates them and other indoor pollutants leaving clean, fresh air behind.

HVAC Odor Block eliminates odors caused by mold, mildew, bacteria, pets, smoke, water damage, fire damage, paints, chemicals, animal decay, stale air, garbage areas, sewer gases, skunks, and more.

| STD PKG | U/M | BERCOR NUMBER | DESCRIPTION | PC-1 L/CTN | PC-2 F/CTN |
|---|---|---|---|---|---|
| 6 | EA | 91397 | 61060 1502 3 TON HVAC SYSTEM ODOR BLOCK | | |
| 2 | EA | 91398 | 61061 CA1015 10-15 TON HVAC SYSTEM COMMERCIAL ODOR BLOCK | | |

# Nu-Calgon Leak Detectors

## for Gases, Refrigerant, and Heat Exchangers




4180-53




4182-08



4182-24

### Clear Gas Leak Detector

A high viscosity liquid. Freeze point of below 0° F.

### Cal Blue

High viscosity to enhance contact time. Non-corrosive, oxygen safe, and freeze-protected to 5° F.

### Cal Blue Plus

High viscosity formula enables it to remain in contact with the applied surface for an extended period of time allowing smallest of leaks to be found. It is also non-corrosive, oxygen safe, and freeze-protected to 5°F. Does not affect UV lights.




4182-53




4183-24




4184-24

### Cal Blue Low Temperature

High viscosity, non corrosive, and oxygen safe. Freeze protected to -20° F.
Flourescent Gas Leak Detector
Suitable for high and low temperature applications. Suitable for most refrigerants, natural gas, and oxygen systems.

| STD PKG | U/M | BERCOR NUMBER | DESCRIPTION | PC-1 L/CTN | PC-2 F/CTN |
|---|---|---|---|---|---|
| 12 | EA | 90187 | 4180-53 6 OZ WITH DAUBER CLEAR GAS LEAK DETECTOR | | |
| 4 | EA | 90177 | 4182-08 GAL CAL BLUE GAS LEAK DETECTOR | | |
| 12 | EA | 90176 | 4182-24 1 QT SPRAY BOTTLE CAL BLUE PLUS GAS LEAK DETECTOR | | |
| 24 | EA | 90188 | 4182-53 6 FLUID 0Z WITH DAUBER CAL BLUE PLUS GAS LEAK DETECTOR | | |
| 6 | EA | 95977 | 4183-24 1QT SPRAY BOTTLE CAL-BLUE LT GAS LEAK DETECTOR LOW TEMP | | |
| 12 | EA | 90146 | 4184-24 1 QT SPRAY BOTTLE FLOURESCENT GAS LEAK DETECTOR | | |
| 12 | EA | 90194 | 4184-53 8OZ BOTTLE WITH DAUBER FLUORESCENT GAS LEAK | | |

# LA-CO®

# Sure Chek Leak Detector



All temperature formula: -55° to 220° F. Ultra-sensitive, long-lasting bubbles. Fluorescent for improved visibility. Safe for all metals, plastic, rubber, etc. Non-corrosive, non-toxic formula.

| STD PKG | U/M | BERCOR NUMBER | DESCRIPTION | PC-1 L/CTN | PC-2 F/CTN |
|---|---|---|---|---|---|
| 24 | EA | 50820 | 95466 1 PT SURE CHEK LEAK DETECTOR | | |

# Big Blu Leak Detectors



RT100S



RT100G



RT150S

**Big Blu**
A strong and persistent film forming liquid that excels in the field identification of gas leaks. Capable of detecting microgas leakage down to 0.65 ounces per year.

**Super Blu**
Maintains a uniform viscosity over the temperature range of -30 to 200° F. Remains flowable on the coldest of days while remaining bulky and resistant to evaporation on hot discharge lines.

| STD PKG | U/M | BERCOR NUMBER | DESCRIPTION | PC-1 EACH |
|---|---|---|---|---|
| 4 | EA | 95483 | RT100G GAL +35 TO 177 F BIG BLU MICRO LEAK DETECTOR | |
| 12 | EA | 95484 | RT100S QUART +35 TO 177F BIG BLU MICRO LEAK DETECTOR | |
| 12 | EA | 95485 | RT150S QT (-.30 TO 202 F) SUPER BLU HI/LO TEMP LEAK DETECTOR | |

# MaxiPro Leak Detection Kit


98087

**98087 Maxi Pro Kit**
- Features Vector 7 LED UV light
- Cordless and rechargeable
- Full charge lasts 5 hours
- Includes AC & DC charger
- No UV enhancement glasses needed
- Includes quick 7 step installation video
- **Kit Includes:**
- Heavy-duty carrying case
- 3 cans of flash dye
- UV LED light


20122

**980 Flash High Resolution Dye**
An advanced class of UV dye that disctibutes cleanly and instantaneously into all systems.
- For all systems up to 5 tons



980

| STD PKG | U/M | BERCOR NUMBER | DESCRIPTION | PC-1 EACH |
|---|---|---|---|---|
| 1 | EA | 93025 | 98087KIT FLASH MAXI PRO 87 LEAK DETECTION KIT | |
| 12 | EA | 93020 | 980 230BTU TO 5T REPLACEMENT ULTRA VIOLET DYE | |
| 1 | EA | 93021 | 20122 BLUE UNIVERSAL CAN TAPPER CHARGING HOSE | |

## Nu-Calgon EasySeal Refrigerant Leak Sealant




4050-01




4050-02




4050-06



4051-99




4050-07, -08

**A/C EasySeal** prevents and repairs leaks in A/C and refrigeration systems. It finds leaks faster and uses less sealant by traveling with the refrigerant rather than with the oil.

- 4050-01 treats systems up to 1-1/2 tons
- 4050-02 two 4050-06 cans and one 4051-99 hose
- 4050-06 treats systems from 1-1/2 to 5 tons
- 4051-99 is a reusable piercing valve and charging hose

**4050-07,-08 Easy Seal Direct Inject** is a new generation of easy-to-install sealants. The patent pending injection method eliminates the need to pump down the unit.

- Clear tube so you can see the sealant being injected
- Treats 1-1/2 to 54 tons
- No injection hose or caulk gun needed
- Concentrated formula means less material in system

| STD PKG | U/M | BERCOR NUMBER | DESCRIPTION | PC-1 L/CTN | PC-2 F/CTN |
|---|---|---|---|---|---|
| 6 | EA | 90748 | 4050-01 1.25 OZ PRESSURIZED CAN A/C EASYSEAL SS | | |
| 1 | EA | 90749 | 4050-02 2+1 DISPLAY PACK A/C EASYSEAL | | |
| 6 | EA | 90750 | 4050-06 3 OZ PRESSURIZED CAN A/C EASYSEAL | | |
| 1 | EA | 90203 | 4050-07 BULK 6 PACK EASY SEAL DIRECT INJECT | | |
| 6 | EA | 90201 | 4050-08 EASY SEAL DIRECT INJECT | | |
| 1 | EA | 90752 | 4051-99 A/C PIERCING VALVE & HOSE | | |

## Universal Technologies Inc. A/C Leak Freeze



### Standard Features

- Permanently seals leaks in A/C and refrigeration systems
- Use with R-11, -12, -14, -22, -23, -123, -124, -134a, -141b, -404A, -407C, -410A, -502, -503, -507, 600
- Will continue to seal additional leaks for up to 1 year
- Non-clogging to A/C compressor and recovery unit

### Additional Features of AC Leak Freeze with Magic Frost

- Extends compressor life and reduces noise
- Improves system lubrication and reduces friction
- Cleans and revitalizes the A/C system
- Reduces energy consumption

| STD PKG | U/M | BERCOR NUMBER | DESCRIPTION | PC-1 EACH |
|---|---|---|---|---|
| 12 | EA | 95903 | 00286 1.5 OZ 1/4 IN ADAPTER A/C LEAK FREEZE W/MAGIC FROST | |
| 12 | EA | 95906 | 00282 1.5 OZ A/C LEAK FREEZE W/MAGIC FROST CARTRIDGE | |
| 12 | EA | 95904 | 00284 1.5 OZ 1/4 IN ADAPTER A/C LEAK FREEZE | |
| 12 | EA | 95905 | 00280 1.5 OZ A/C LEAK FREEZE CARTRIDGE | |

## CLIPLIGHT Super Seal

### 944 Kit Super Seal Advanced




- Stop leak plus Dry R
- Repairs cooling, chilling, and refrigeration leaks
- One-time, throwaway kit
- For most residential systems 1-1/2 ton to 5 ton
- 30 oz. of oil required in sump

### 946 Kit Super Seal Premium




- Professional automotive stop leak
- Permanently seals leaks in condensers, evaporators, accumulators, compressors, gaskets, o-rings, and metal or rubber hoses.
- For all mobile A/Csystems R-134a and R-12/R-22
- Circulates in the A/C system to prevent future leaks

| STD PKG | U/M | BERCOR NUMBER | DESCRIPTION | PC-1 EACH |
|---|---|---|---|---|
| 12 | EA | 93016 | D-944KIT 1 1/2T UP TO 5T SUPER SEAL | |
| 12 | EA | 93018 | D-946KIT AUTOMOTIVE ONLY SUPER SEAL PRO/PREMIUM | |

## CLIPLIGHT Super Seal Total™ Maintenance Kit




Super Seal Total™ maintenance kit contains:
- Super Seal
- Dry R
- UV Tracer Dye
- Hose

| STD PKG | U/M | BERCOR NUMBER | DESCRIPTION | PC-1 EACH |
|---|---|---|---|---|
| 12 | EA | 93022 | 972KIT SYSTEMS 1.5T UP 5T SUPER SEAL TOTAL W/DRY R | |

## Nu-Calgon EasyDry Moisture Eliminator




4051-06



4051-99

- A/C EasyDry eliminates moisture in refrigeration and air conditioning systems
- Treats up to 5 ton systems
- Compatible with all oils and refrigerants
- Prevents acid from forming

| STD PKG | U/M | BERCOR NUMBER | DESCRIPTION | PC-1 L/CTN | PC-2 F/CTN |
|---|---|---|---|---|---|
| 6 | EA | 90751 | 4051-06 3 OZ PRESSURIZED CAN A/C EASYDRY | | |
| 1 | EA | 90752 | 4051-99 A/C PIERCING VALVE & HOSE | | |

## Nu-Calgon Pipe-Dri




Pipe-Dri is an aerosol insulation which provides a moisture barrier to stop sweating and dripping on refrigeration lines, air conditioning lines, and other cold surfaces. Quickly adheres and dries to a hard water proof coating. Pipe-Dri's spray pattern permits spraying of odd shaped fittings and makes it possible to insulate hard to reach areas.

| STD PKG | U/M | BERCOR NUMBER | DESCRIPTION | PC-1 L/CTN | PC-2 F/CTN |
|---|---|---|---|---|---|
| 6 | EA | 90171 | 4297-75 18 OZ AEROSOL CAN PIPE DRI | | |

## Nu-Calgon Break-N-Lube




This advanced technology 4-in-1 product is made with CERFLON® for high performance in a non drying penetrating lubricant. It has the ability to penetrate, lubricate, displace moisture, and provide superior resistance to corrosion.

| STD PKG | U/M | BERCOR NUMBER | DESCRIPTION | PC-1 L/CTN | PC-2 F/CTN |
|---|---|---|---|---|---|
| 6 | EA | 90179 | 4128-03 12 OZ AEROSOL CAN AEROSOL BREAK-N-LUBE | | |

## Penetrate HD

### Super Penetrating Lubricant




Low surface tension formula penetrates into the smallest spaces and breaks and dissolves the bonds of rust and corrosion. Lubricates and protects metals with a dielectric strength to 50,000 V. Penetrate HD displaces water and leaves a lubricating film to protect metal parts and further prevent rust and corrosion. For industrial and professional use only.

| STD PKG | U/M | BERCOR NUMBER | DESCRIPTION | PC-1 L/CTN | PC-2 F/CTN |
|---|---|---|---|---|---|
| 12 | EA | 91400 | 61105 AK12 12 OZ SUPWE PENETROIL AEROSOL | | |

## Degalvanizer




Specially formulated light weight oil and penetrant that releases galvanizing build-up while providing a micro-thin film of lubrication for continued protection and improved quality of sheet metal machinery parts.

| STD PKG | U/M | BERCOR NUMBER | DESCRIPTION | PC-1 EACH |
|---|---|---|---|---|
| 12 | EA | 42083 | 310006 DEGALVANIZER 11OZ. CAN | |

## Rust Breaker




| STD PKG | U/M | BERCOR NUMBER | DESCRIPTION | PC-1 EACH |
|---|---|---|---|---|
| 12 | EA | 96000 | CR-1 RUST BREAKER 4OZ | |

## Cryo-tek-100 Anti-Freeze




Cryo-tek-100 is a 70% propylene glycol with corrosion inhibitor, pre-mixed ready to use formulation. Provides freeze protection to -60° F, a minimum flow to -70° F, and burst protection to -100° F. Cryo-tek-100 can be diluted with water for less severe conditions.

The virgin propylene glycol used in Cryo-tek is General Recognized As Safe (GRAS) for incidental contact with food. For use in hydronic closed loop heating and cooling systems, solar heating systems, and general plumbing systems that require freeze protection.

| STD PKG | U/M | BERCOR NUMBER | DESCRIPTION | PC-1 L/CTN | PC-2 F/CTN |
|---|---|---|---|---|---|
| 6 | EA | 95953 | 35281 1 GAL CRYO-TEK-100 PROPYLENE GLYCOL | | |
| 1 | EA | 95954 | 35284 5 GAL CRYO-TEK-100 PROPYLENE GLYCOL | | |

## Cryo-tek-100/AL




**For use in boilers with aluminum heat exchangers only.** 70% virgin, propylene glycol with triple protection inhibitor package premixed with water in a ready-to-use formulation. Undiluted, provides freeze protection to -60° F, minimum flow to -70° F, and burst protection to -100° F. Dilute for less severe conditions.

| STD PKG | U/M | BERCOR NUMBER | DESCRIPTION | PC-1 EACH |
|---|---|---|---|---|
| 1 | EA | 95933 | 35283 5 GAL CRYO-TEK-100AL PROPYLENE GLYCOL | |

## Glycometer



A glycometer is a glycol refractometer for measuring anti-freeze levels of propylene glycol or ethylene glycol in HVAC systems and is an accurate and economical tool. It eliminates the guess work from the job and prevents wasteful over-treatment.

The glycometer has a metal body with cushioned eyepiece, focus adjustment, and a rubber hand grip. Included with each is a calibration screwdriver, calibration fluid, platic pipette, optical cleaning cloth, and a rugged carrying case.

| STD PKG | U/M | BERCOR NUMBER | DESCRIPTION | PC-1 EACH |
|---|---|---|---|---|
| 1 | EA | 91405 | 61301 GLY32 GLYCOL REFRACTOMETER | |

## Hydrometer



A quick means to determine the degree of freeze protection when using pipe saver anti-freeze.

| STD PKG | U/M | BERCOR NUMBER | DESCRIPTION | PC-1 EACH |
|---|---|---|---|---|
| 1 | EA | 95955 | PSH PIPE SAVER HYDROMETER | |

# Group 6 Refrigeration

Group 6 Refrigeration


Refrigerant/Oil/Accessories..... 6 - 1
Copeland General Information..... 6 - 7
Copeland Nomenclature..... 6 - 9
Copeland Cross-Reference..... 6 - 16
Tecumseh to Copeland Cross-Reference..... 6 - 22
Bristol to Copeland Cross-Reference..... 6 - 26
Copeland Compressors..... 6 - 31
Copeland Condensing Units..... 6 - 38
Copeland Contactors..... 6 - 43
A-1 Semi Hermetic Compressors..... 6 - 44
Copeland Air Conditioning Compressors..... 6 - 46
Copeland Controls and Protection Devices..... 6 - 53
Relays and Capacitors..... 6 - 59
Bitzer Compressors..... 6 - 69
Tecumseh Condensing Units..... 6 - 70
Tecumseh Refrigeration Compressors..... 6 - 71
Vibration Absorbers..... 6 - 77
Gaskets..... 6 - 77
Emerson Valves, Controls, and System Protectors..... 6 - 78
Parker Driers..... 6 - 112
Pressure Controls..... 6 - 112
Refrigeration Controls..... 6 - 115
Refrigeration Service Motors..... 6 - 134
Unit Coolers and Condensers..... 6 - 138
Ice Machines/Refrigerators/Water Coolers..... 6 - 150
Refrigeration Service Parts and Accessories..... 6 - 161
Pipe and Crankcase Heaters..... 6 - 164

# Honeywell Refrigerant

Genetron® Refrigerants

- Deposit required on 125 lb. cylinders.
- Price of R-23 includes CFC excise tax.

**Air Conditioning (Commercial and Residential)** **Prices Available on Request**

| STD PKG | U/M | BERCOR NUMBER | DESCRIPTION |
|---|---|---|---|
| 40 | EA | 90048 | R-22 30 LB REFRIGERANT |
| 24 | EA | 90052 | R-22 50 LB REFRIGERANT |
| 8 | EA | 90061 | R-22 125 LB REFRIGERANT |
| 1 | EA | 90062 | R-22 125 LB CYL DEPOSIT |
| 40 | EA | 90038 | R-124 30 LB REFRIGERANT |
| 40 | EA | 90059 | R-407C 25 LB REFRIGERANT |
| 8 | EA | 90089 | R-407C 115 LB REFRIGERANT |
| 0 | EA | 90088 | R-407C 115 LB CYL DEPOSIT |
| 40 | EA | 90047 | R-410A 25 LB REFRIGERANT |
| **Commercial Refrigeration Low and Medium Temperature Interim HCFC-Based Replacements** | | | |
| 1 | EA | 90060 | HP-81 (R402B) 13 LB REFRIGERANT |
| 40 | EA | 90040 | R-402A (HP80) 27 LB REFRIGERANT |
| 1 | EA | 90064 | R-402A (HP80) 110 LB REFRIGERANT |
| 1 | EA | 90065 | R-402A (HP80) 110 LB CYL DEPOSIT |
| 40 | EA | 90023 | R-408A (FX10) 24 LB REFRIGERANT |
| 8 | EA | 90024 | R-408A (FX10) 100 LB REFRIGERANT |
| 1 | EA | 90025 | R-408A 100 LB CYL DEPOSIT |
| **Low and Medium Temperature Long Term HFC-Based Replacements** | | | |
| 1 | EA | 90085 | AZ-50(R507A) 100 LB CYL.DEPOSIT |
| 40 | EA | 90044 | R-404A 24 LB REFRIGERANT |
| 8 | EA | 90045 | R-404A 100 LB REFRIGERANT |
| 1 | EA | 90046 | R-404A 100 LB CYL DEPOSIT |
| 40 | EA | 90083 | R-507A (AZ50) 25 LB REFRIGERANT |
| 8 | EA | 90084 | R-507A (AZ50) 100 LB REFRIGERANT |
| **Medium Temperature Interim HCFC-Based Replacements** | | | |
| 40 | EA | 90070 | MP-66 (R401B) 30 LB REFRIGERANT |
| 40 | EA | 90039 | R-401A (MP39) 30 LB REFRIGERANT |
| 40 | EA | 90056 | R-409A (FX56) 30 LB REFRIGERANT |
| **Medium Temperature Long Term HFC-Based Replacements** | | | |
| 40 | EA | 90075 | R-134A 30 LB REFRIGERANT |
| 8 | EA | 90077 | R-134A 125 LB REFRIGERANT |
| 1 | EA | 90078 | R-134A 125 LB CYL DEPOSIT |
| 1 | EA | 90081 | R-422D 25 LB REFRIGERANT |
| **Very Low Temperature Long Term Replacements** | | | |
| 1 | EA | 90014 | R-23 70 LB REFRIGERANT |
| 1 | EA | 90015 | R-23 70 LB CYL DEPOSIT |
| 1 | EA | 90006 | SUVA 95(R508B) 10 LB REFRIGERANT |
| 1 | EA | 90007 | SUVA 95 (R508B) 10 LB CYL DEPOSIT |
| 1 | EA | 90008 | SUVA 95(R508B) 20 LB REFRIGERANT |
| 1 | EA | 90009 | SUVA 95 (R508B) 20 LB CYL DEPOSIT |
| 1 | EA | 90010 | SUVA 95 (R508B) 70 LB REFRIGERANT |
| 1 | EA | 90011 | SUVA 95 (R508B) 70 LB CYL DEPOSIT |

# Refrigerant Replacements




### R-422C One Shot™ Refrigerant Replacement

One Shot replaces R-502, R-22(LT), R-507A, R-404A, R-402A, R-402B, and R-408A.
One Shot is a non-ozone depleting HFC blend that can be used to replace R-502 in low and medium temperature applications, R-22 in low temperature applications, and even in systems originally designed for R-404A and R-507A. One Shot provides adequate oil return in mineral oil based systems without any significant engineering changes.

- Compatible with MO, AB, and POE based oils.
- Zero ozone depletion protential, non-toxic, and nonflammable
- Suitable for new and existing equipment
- Can be topped off repeatedly
- Suitable for use with HFC leak detectors

### Hot Shot R-12 Replacement

Hot Shot 2 is an ozone safe, reliable, and affordable HFC replacement for R-12 and other R-12 interim replacements. One advantage to retrofitting to Hot Shot 2 is that you do not need to perform a costly and time cnosuming compressor oil change. Hot Shot 2 is fully compatible with all comrpessor oils.

### NU-22B R-22 Replacement

NU-22B is the most practical and natural choice for the replacement of HCFC-22. It is the only HFC based R-22 replacement that is compatible with synthetic and mineral oils (MO, AB, POE). NU-22B has also proven to be compatible with all standard equipment components and materials used in R-22 manufactured systems. After conducting over one thousand hours of compressor wear testing, NU22B has proven to be fully suitable for use in scroll, screw, rotary and reciprocating compressors. NU-22B is non-toxic and non-flammable.

| STD PKG | U/M | BERCOR NUMBER | DESCRIPTION | PC-1 1-4 | PC-2 5 |
|---|---|---|---|---|---|
| 1 | EA | 90079 | R-422C 24 LB ONE SHOT REFRIGERANT | | |
| 1 | EA | 90241 | HOT SHOT 2 25LB HFC R-12 REPLACEMENT | | |
| 1 | EA | 90071 | NU-22B (R-422B) 25 LB REFRIGERANT | | |
| 8 | EA | 90242 | NU-22B (R-422B) 110LB REFRIGERANT | | |
| 1 | EA | 90243 | NU-22B 110LB CYL DEPOSIT | | |

# Liquid Charging Adapter



Liquid charging is recommended when charging blends into refrigeration and air conditioning systems, and a liquid charger adapter is necessary for safe and fast liquid charging through the low side of the system.

- 1/4" liquid charging adapter.
- Metering element reduces liquid flow to a level below capacity of compressor.
- Accepts liquid refrigerant from the cylinder and discharges into low side of the system.
- Eliminates time and effort of heating cylinders.

| STD PKG | U/M | BERCOR NUMBER | DESCRIPTION | PC-1 EACH |
|---|---|---|---|---|
| 1 | EA | 54795 | LC-4 LIQUID CHARGING ADAPTER | |

# Refrigerant Labels


PART NO. UD12
ESP
UNIT DISPOSAL LABELS
(Package Contains: 6 Labels)
Energy Saving Products Co. Vandalia, Ohio 45377
THIS UNIT HAS BEEN EVACUATED BY: _____ :CERTIFIED TECHNICIAN.
CONTAINS NO CFC'S.
THIS UNIT HAS BEEN EVACUATED BY: _____ :CERTIFIED TECHNICIAN.
CONTAINS NO CFC'S.
THIS UNIT HAS BEEN EVACUATED BY: _____ :CERTIFIED TECHNICIAN.
CONTAINS NO CFC'S.

| STD PKG | U/M | BERCOR NUMBER | DESCRIPTION | PC-1 EACH |
|---|---|---|---|---|
| 1 | PKG | 91594 | UD12 UNIT DISPOSAL LABELS | |

# Honeywell Refrigerant Recovery Cylinders

Genetron® Refrigerants

For recovery, reclamation, transportation, recycling, and storage of refrigerant.

| STD PKG | U/M | BERCOR NUMBER | DESCRIPTION | PC-1 EACH |
|---|---|---|---|---|
| 1 | EA | 90002 | RECOVERY CYLINDER PROCEDURE | |
| 1 | EA | 90139 | 30# DOT RECOVERY CYLINDER 400PSI STEEL HIGH PRESSURE | |
| 1 | EA | 90101 | 50# DOT RECOVERY CYLINDER 400PSI STEEL HIGH PRESSURE | |
| 1 | EA | 90117 | 50# DOT RECOVERY CYLINDER 350PSI STEEL LOW PRESSURE NON-STOCK | |
| 1 | EA | 90099 | 125# DOT RECOVERY CYLINDER | |
| 1 | EA | 90105 | 125# DOT RECOVERY CYLINDER HIGH PRESSURE | |
| 1 | EA | 90103 | 200# DOT RECOVERY DRUM F/R-11 OR R-113 | |
| 1 | EA | 90100 | 1000# DOT RECOVERY CYLINDER WITH GAUGES | |
| 1 | EA | 90152 | 1000# DOT RECOVERY CYLINDER 400PSI STEEL HIGH PRESSURE | |

NOTE: Tanksfor use with R400A must be rated 400 PSI.

# Nu-Calgon Refrigerant Oil



4304-07



4316-44



4310-07



4308-07



4311-07

## Mineral Oil

| Viscosity Range | STD PKG | U/M | BERCOR NUMBER | DESCRIPTION | PC-1 L/CTN | PC-2 F/CTN |
|---|---|---|---|---|---|---|
| 150 | 6 | EA | 90184 | 4303-07 1 GAL 150 SUS C-3 MINERAL OIL | | |
| 300 | 6 | EA | 90185 | 4304-07 1 GAL 300 SUS C-4 MINERAL OIL | | |

## POE Oil

| | | | | | | |
|---|---|---|---|---|---|---|
| 300 | 12 | EA | 90151 | 4316-44 1 QT 68H EMKARATE POE OIL - CARLYLE | | |
| 300 | 4 | EA | 90150 | 4316-46 1 GAL 68H EMKARATE POE OIL - CARLYLE | | |
| 125 | 12 | EA | 90198 | 4314-64 1 QT 32-3MAF EMKARATE POE OIL | | |
| 150 | 4 | EA | 90144 | 4314-66 1 GAL UNIQEMA RL32-3MAF EMKARATE RL POE OIL | | |

## Alkylbenzene Oil

| | | | | | | |
|---|---|---|---|---|---|---|
| 150 | 6 | EA | 90123 | 4308-07 1 GAL ZEROL 200TD ALKYLBENZENE REFRIGERATION OIL | | |
| 140-160 | 6 | EA | 90121 | 4310-07 1 GAL ZEROL 150 SUS ALKYLBENZENE REFRIGERATION OIL | | |
| 290-310 | 6 | EA | 90122 | 4311-07 1 GAL ZEROL 300 SUS ALKYLBENZENE REFRIGERATION OIL | | |

# Copeland® brand products Refrigerant Oil



998-E022-01

## POE Oil

| Viscosity Range | STD PKG | U/M | BERCOR NUMBER | DESCRIPTION | PC-1 EACH |
|---|---|---|---|---|---|
| 110 | 12 | EA | 96630 | 998-E022-00 1 QUART COPELAND POE OIL | |
| 110 | 6 | EA | 96629 | 998-E022-01 1 GALLON COPELAND POE OIL | |

## Alkylbenzene Oil

| | | | | | |
|---|---|---|---|---|---|
| 200 | 6 | EA | 96631 | 998-AB52-01 1 GALLON COPELAND ALKYLBENZENE OIL | |

# The Shield™ Refrigerant Locking Caps
## and Tools



SHLD-U4



SHLD-3


SHLD-Bit


SHLD-Multi

### SHLD-U4, SHLD-G4, SHLD-P4
Designed to meet IMC and IRC codes to prevent refrigerant theft and "huffing" related liability.
- Prevents leaks and excessive energy loss
- Waterproof sleeve
- All brass design, no corrosion
- Tamper proof key

### SHLD-3 Stubby Screwdriver
- Comes with 1 bit

### SHLD-Bit Key
- Bit key piece
- 2-pack

### SHLD-Multi Screwdriver
- Handle contains 3 bits plus one 2-sided bit
- Compatible with Shield, Navent, and C&D locking caps

### Locking Caps

| Includes | STD PKG | U/M | BERCOR NUMBER | DESCRIPTION | PC-1 EACH |
|---|---|---|---|---|---|
| Black Universal Sleeve | 1 | PKG | 54810 | SHLD-U4 UNIVERSAL SHIELD REFRIGERANT LOCKING CAPS 4/PK | |
| Green Sleeve for R-22 | 1 | PKG | 54811 | SHLD-G4 R-22 SHIELD REFRIGERANT LOCKING CAPS 4/PK | |
| Pink Sleeve for R-410A | 1 | PKG | 54812 | SHLD-P4 R-410 SHIELD REFRIGERANT LOCKING CAPS 4/PK | |

### Tools

| STD PKG | U/M | BERCOR NUMBER | DESCRIPTION | PC-1 EACH |
|---|---|---|---|---|
| 1 | EA | 54815 | SHLD-MULTI UNIVERSAL LOCKING CAP KEY | |
| 1 | EA | 54814 | SHLD-3-DRIVER MAGNETIC STUBBY DRIVER W/BIT | |
| 1 | PKG | 54813 | SHLD-BIT SHIELD TAMPER PROOF BIT 2-PK | |

# A/C Re-New Compressor Lubricant
## Use with POE, Mineral, and Alkylbenzene Oils



4057-50



4057-55



4057-52


4057-99

### Features
A/C Re-New (formerly Zerol-Ice), improves the performance of air conditioning and refrigeration systems.
- Quiets noisy compressors
- Reduces energy consumption
- Improves heat transfer in the evaporator and condenser
- Great for new and old systems
- Use multiple cans for systems larger than 5 tons

### Specifications
- 4057-50 6 oz pressurized can is for R-22 systems up to 5 tons
- 4057-55 4 oz unpressurized can is for R-22, R-407C, and R-410A systems up to 5 tons
- 4057-52 start-up kit contains 2 cans of 4057-50 and one 4057-99 injector tool
- 4057-99 injector tool has a capacity of 4 oz and can be used for amounts less than 4 oz. It can also be used with other injectable products. Maximum working pressure: 600 psi.

| STD PKG | U/M | BERCOR NUMBER | DESCRIPTION | PC-1 L/CTN | PC-2 F/CTN |
|---|---|---|---|---|---|
| 6 | EA | 96004 | 4057-50 R-22 OR R-410A PRESSURIZED 6OZ AC RE-NEW COMPRESSOR LUBRICANT | | |
| 6 | EA | 96006 | 4057-55 4OZ CAN UNPRESSURIZED R410A AC RE-NEW COMPRESSOR LUBRICANT | | |
| 1 | EA | 96005 | 4057-52 R-22 2+1 START-UP KIT A/C RE-NEW COMP LUBRICANT | | |
| 1 | EA | 90747 | 4057-99 A/C RE-NEW INJECTOR TOOL | | |

# Oil Transfer Pump



The T30215 oil transfer pump is designed to pump oil into the system while the unit is operating without shutting down for charging. It smoothly pumps oil into the compressor on the down stroke while the system is under pressure, resulting in easier pumping on the positive stroke. The universal tapered rubber adapter is designed to fit all 1, 2-1/2, and 5 gallon containers without additional adapters. Works against 200 psi of pressure and is compatible with all oil types including synthetic, mineral and polyol ester. Pumps 2.6 ounces (78 ml) per stroke.

| STD PKG | U/M | BERCOR NUMBER | DESCRIPTION | PC-1 EACH |
|---|---|---|---|---|
| 1 | EA | 83181 | T30251 OIL TRANSFER PUMP | |

# Oil Injector



Body and cap are rugged aluminum with an "O" ring seal. Male fitting is at one end of short length of hose with Schrader; ball valve for control is on the other end with a short length of hose. Valve depressor in the female end. Saves time on many applications such as adding oil or UV dye to system, connecting to maifold hose, and pushing oil with refrigerant or pulling with vacuum.

| STD PKG | U/M | BERCOR NUMBER | DESCRIPTION | PC-1 EACH |
|---|---|---|---|---|
| 1 | EA | 82655 | 69562 4 OZ OIL INJECTOR | |

# QwikProducts™

## Refrigerant Acid Test and Treatment Products



### QwikCheck® Acid Test Kit

Perform a Qwik acid test on operating systems. Ideal for preventative maintenance checks or for verifying acid clean-up after a compressor burn-out, change-out.

- 5-second refrigerant acid test.
- Simple color change indicates acid.
- Works with all refrigerants and oils.
- Meets EPA venting rules.




### QwikInjector® Service Tool

Use this simple tool to inject QwikShot acid treatment into operating systems. This tool is to be used with an ordinary gauge set.




### QwikShot® Refrigerant/Oil Acid Treatment

Carries unwanted acid into the filterdrier where the acid and the QwikShot are removed without leaving any residue.

- Safe for all systems.
- Concentrated. Includes four treatments per box (Up to a 12-ton unit).
- Works with all refrigerants and oils.



### Qwiklug™ Compressor Terminal Repair Kit

- A quick and simple method to attach leads to damaged compressor terminals.
- Attaches to damaged spade connectors.
- Tightens quickly with Phillips screwdriver.
- Nylon connectors prevent short circuits.
- Durable connection tested for more thatn 100,000 compressor starts.
- 10AWG or 12AWG leads in 2 ft. lengths.

| STD PKG | U/M | BERCOR NUMBER | DESCRIPTION | PC-1 EACH |
|---|---|---|---|---|
| 50 | EA | 90134 | QT2000 QWIKCHECK ACID TEST KIT | |
| 6 | EA | 90135 | QT2500 QWIKSHOT ACID REMOVAL | |
| 6 | EA | 90136 | QT2510 QWIKINJECTOR 0.5 OZ. LIQUID INJECTOR | |
| 10 | BAG | 90137 | QT2810 QWIKLUG - 10 AWG LEADS 3 TERM COMPRESSOR REPAIR LUGS | |
| 10 | BAG | 90138 | QT2812 QWIKLUG - 12 AWG LEADS 3 TERM COMPRESSOR REPAIR LUGS | |

EMERSON Climate Technologies

# Universal Acid Alert Test Kit




The Acid Alert Test Kit contains two bottles and a four-step procedure to provide consistent test results. The phase separation provides a positive color change regardless of the color or condition of the oil. Each kit contains everything needed to conduct one test. Can be used with all refrigeration lubricants.

| STD PKG | U/M | BERCOR NUMBER | DESCRIPTION | PC-1 EACH |
|---|---|---|---|---|
| 24 | EA | 94340 | AA UNIVERSAL ACID ALERT KIT | |

Nu-Calgon

# Rx Acid Scavenger

## Acid Neutralizer




Rx-Acid Scavenger provides a better, more convenient way to neutralize or "scavenge" acid in refrigeration or air conditioning systems after burnouts or during normal on-going system maintenance. Normal dosage rate is 2 fl. oz. of Rx-Acid Scavenger for one gallon of system oil (50% less than other acid neutralizing products). This "low treat" feature means far less material has to be added to the system. Rx-Acid Scavenger is formulated for use with all lubricants including mineral, alkylbenzene and POE oils.

| STD PKG | U/M | BERCOR NUMBER | DESCRIPTION | PC-1 L/CTN | PC-2 F/CTN |
|---|---|---|---|---|---|
| 6 | EA | 90190 | 4301-02 2 OZ UNPRESSURIZED RX-ACID SCAVENGER | | |
| 6 | EA | 90249 | 4301-05 3.8OZ PRESSURIZED RX-ACID SCAVENGER | | |

MAINSTREAM Engineering Corporation

# EPA Section 608 Technician Certification

## Self-Study Course



Since November 14, 1994, EPA-Approved Section 608 certification is needed to service building air conditioning and refrigeration systems. Technicians receiving a Universal Certification are certified to recover refrigerant during the maintenance, service or repair of small appliances high-pressure equipment and low-pressure equipment; they are certified to work on any type of air conditioning and refrigeration equipment except motor vehicle air conditioning.

- Test administered at your local G.W. Berkheimer store
- EPA approved test for Type I, II, III, and Universal
- Receive your EPA certification card, video tape, audio tape, reference manual, Qwik Study Guide, practice tests, and EPA final test
- Course material presented quickly and easily
- Price includes EPA certification test and card
- Pass the test the first time
- No waiting for a class to form
- Results available online at www.epatest.com
- Exams processed within 2 business days
- Toll free customer support

| STD PKG | U/M | BERCOR NUMBER | DESCRIPTION | PC-1 EACH |
|---|---|---|---|---|
| 5 | EA | 95001 | QT3100 QWIK 608 SELF STUDY EPA COURSE (TEST NOT INCLUDED) | |
| 5 | EA | 95002 | QT3001 QWIK 608 UNIVERSAL TEST ONLY | |

# Copeland® brand products General Notes

- Specifications are subject to change without notice.
- Dimensions and tube locations pictured are for standard Copeland models. They are not intended to be an accurate representation of all compressors.
- With state-of-the-art compressor technology and the industry's emphasis on efficiency, compressor characteristics such as horsepower and displacement are no longer a viable means of selecting replacement compressors. Today's high efficiency compressors will have a greater capacity for a given horsepower (BTU/HP). Therefore capacity (BTU/HR) is the only acceptable means of selecting a replacement compressor.
- Crankcase heaters are strongly recommended on all systems where the compressor is exposed to cold ambient temperatures, on all split air conditioning systems, and on packaged air conditioning equipment 5 HP and larger.
- Replace all starting components on single phase compressors.
- Check and replace the contactor, if required, on three phase compressors.
- Replace liquid line filter drier.
- All of the competitive compressor performance data and/or dimensional data used in this cross-reference guide was taken from published information. Copeland assumes no responsibility for the original data.
- When a compressor has failed and must be replaced, determine the cause of the failure and take corrective action or the replacement compressor will fail.
- For the most current information on Copeland and all other Emerson Climate Technologies Products visit their website at www.emersonclimatecontractor.com

# Bill of Material

## Copelaweld and Scroll

The last 3 digits of a compressor model number, the bill of material, can tell a lot about the compressor configuration and other details as well. The information below provides some general guidelines.

However, there are always exceptions to these general rules and if specific and precise information on a full and complete model number is necessary you can get that information from your local authorized Copeland wholesaler.

xxxx-xxxx-xxx-Xxx **The first digit __xx:**

- 1xx series (example - 100), used in Copeland condensing units.
- -2xx (example - 202), new production compressors used by OEMs.
- -5xx (example - 501), international compressors, may end up back in the U.S. in equipment.
- -7xx (example - 7M0), OEM service compressor.
- -9xx (example - 959 or - 970), wholesaler service compressors used to replace the above bills of material in most situations which include oil, protector, terminal box cover, and mounting parts in a single carton.

xxxx-xxxx-xxx-xXx **The second digit -x___x:**

- 0=sweat connections.
- 3=sweat connections, no electrical components, usually Scroll and some CRs.
- 5=rotalock connection(s) or a valve welded on the suction side. Exception, some Scroll compressors are sweat.
- 7=sweat connections with terminal flag kit, no electrical components. CRs primarily.

xxxx-xxxx-xxx-xxX **The third digit -xx___:**

- 0=no electrical components with the compressor.
- 1-3=cc heater voltage variation.
- 8=electrical components mounted.
- 9=electrical components remote, in the box with the service compressor.

xxxx-xxxx-xxx-XXX **Copelametic and Discus**

As in other Copeland compressors, the last 3 digits are the bill of material for these compressors.

- -1xx used on Copeland condensing units.
- -2xx new production compressors.
- -5xx international-may come back into this country in equipment.
- -8xx service replacement compressors*.

* These replacement compressors come with oil, protector, a complete gasket set, in a single carton from your authorized Copeland wholesalers. These replacement compressors can be used to replace all of the above in most cases. They are shipped less starting components, service valves and mounting parts. Two stage and capacity control models come less tubing, capacity control valve and coil where applicable.

### Copeland Lubricant Data

Some semi-hermetic compressors are shipped to original rack equipment manufacturers (OEMs) less oil. The nameplate on these has an "L" in the eighth digit. Example: 3DA3-075L-TFC-200. This simply indicates the compressor was shipped to the OEM "less oil". The OEMs add the required lubricant required for the equipment application.

xxxx-xxxL-xxx-xxx: L = Shipped to OEM less oil. Oil added by OEM.
xxxx-xxxE-xxx-xxx: E = Compressor charged with Ultra 22 CC Polyol Ester Lubricant.
xxxx-xxxA-xxx-xxx: A = Compressor charged with Ultra 200 Alkybenzene Lubricant.

Compressors without any of the above designations are charged with approved mineral oil.

# Copeland Warranty Information

Copeland contactors have the standard 12-month Copeland warranty for parts. Copeland requires the return of this product to be considered for warranty (for complete warranty and return procedure details see Copeland's Wholesaler Policies and Procedures Manual, Form No. 88-90W R1).

Copeland has determined that a single-phase motor burn is the result of the malfunction or misapplication of the system contactor(s). Copeland does not warrant 4, 6, or 8 model semi-hermetic service compressors that are determined to have a single-phase motor burn. This applies only to service compressors that were sold after January 1, 2001.

In addition, Copeland reserves the right to issue credit to Wholesalers for 4, 6, or 8 model semi-hermetic service compressors that are determined to have a single-phase motor burn caused by a Copeland contactor. All considerations for credit will require the return of the Copeland compressor, Copeland contactor, wholesaler invoice and contractor invoice. Effective on compressors sold after January 1, 2002, Copeland will no longer issue credit for 4, 6, or 8 model semi-hermetic service compressors that are determined to have a single-phase motor burn caused by a non-Copeland contactor.

## Copeland® Copelaweld® Nomenclature

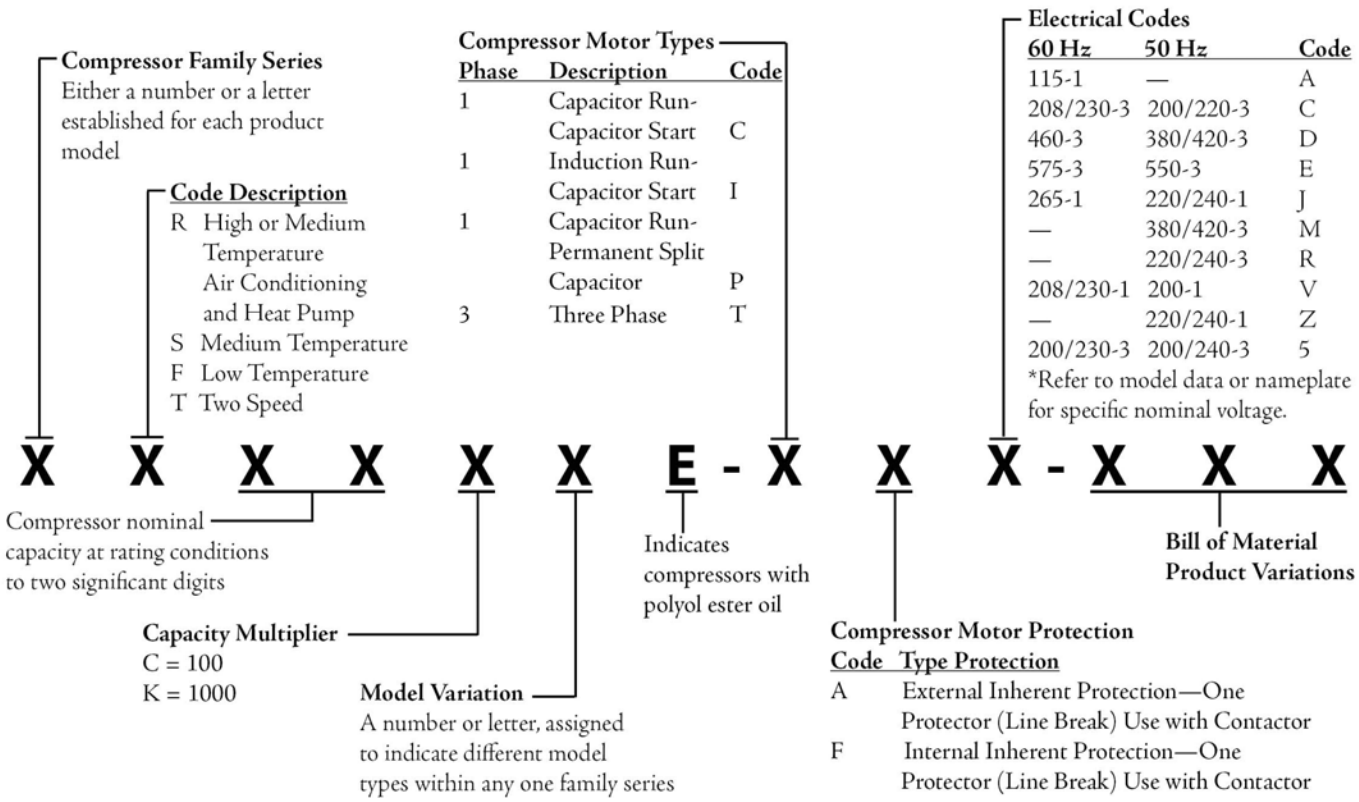

# Copelaweld® HFC Nomenclature

**Compressor Family Series**
Either a number or a letter established for each product model

**Code Description**

| | |
|---|---|
| R | High or Medium Temperature Air Conditioning and Heat Pump |
| S | Medium Temperature |
| F | Low Temperature |
| T | Two Speed |

**Compressor Motor Types**

| Phase | Description | Code |
|---|---|---|
| 1 | Capacitor Run-Capacitor Start | C |
| 1 | Induction Run-Capacitor Start | I |
| 1 | Capacitor Run-Permanent Split Capacitor | P |
| 3 | Three Phase | T |

**Electrical Codes**

| 60 Hz | 50 Hz | Code |
|---|---|---|
| 115-1 | — | A |
| 208/230-3 | 200/220-3 | C |
| 460-3 | 380/420-3 | D |
| 575-3 | 550-3 | E |
| 265-1 | 220/240-1 | J |
| — | 380/420-3 | M |
| — | 220/240-3 | R |
| 208/230-1 | 200-1 | V |
| — | 220/240-1 | Z |
| 200/230-3 | 200/240-3 | 5 |

*Refer to model data or nameplate for specific nominal voltage.

**X X X X X X E - X X X - X X X**

Compressor nominal capacity at rating conditions to two significant digits

**Capacity Multiplier**
C = 100
K = 1000

**Model Variation**
A number or letter, assigned to indicate different model types within any one family series

Indicates compressors with polyol ester oil

**Compressor Motor Protection**

| Code | Type Protection |
|---|---|
| A | External Inherent Protection—One Protector (Line Break) Use with Contactor |
| F | Internal Inherent Protection—One Protector (Line Break) Use with Contactor |

**Bill of Material Product Variations**

# Copeland Scroll™ Nomenclature

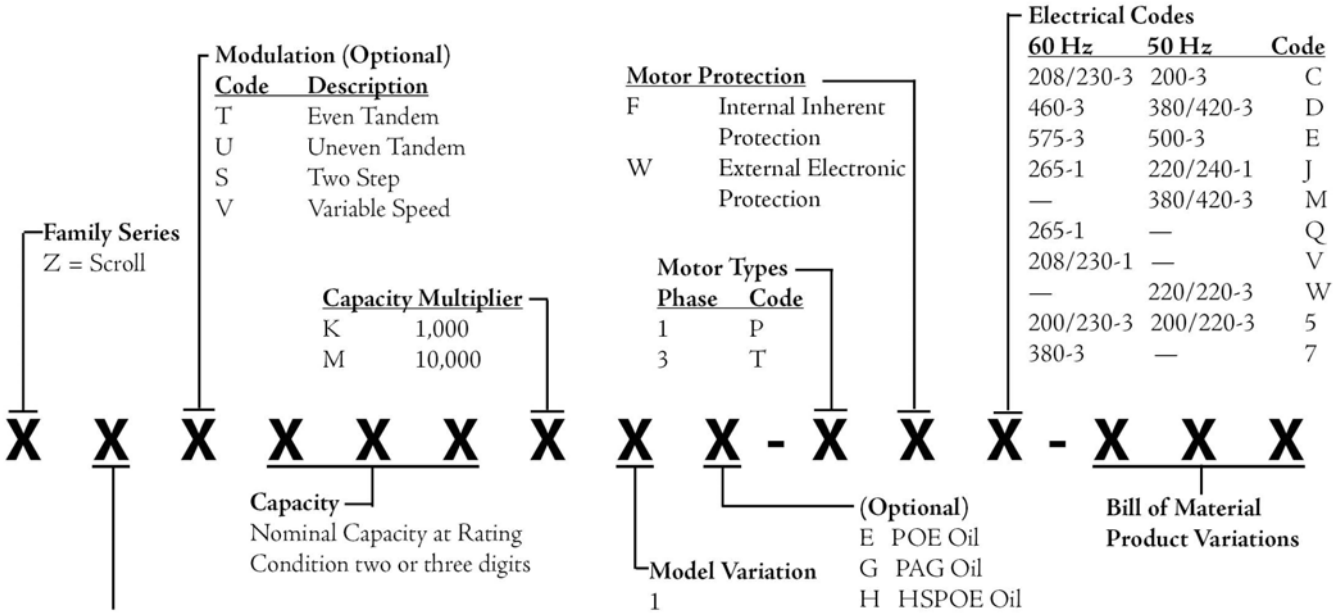

# Copelametic® and Old Discus® Model Nomenclature

**Copelametic Compressor Model Type**

**Water-Cooled**

| Code | Description |
|---|---|
| W | Std. Water Cooled |

**Discus**

| Code | Description |
|---|---|
| D | Discus Refrigerant Cooled |

**Air-Cooled**

| Code | Description |
|---|---|
| A | Std. Air Cooled |

**Refrigerant-Cooled**

| Code | Description |
|---|---|
| R | Std. Refrig. Cooled |
| T | Two-Stage |

**Compressor Motor Rating**

| Nominal (hp) | Code |
|---|---|
| 1/3 | 0033 |
| 1/2 | 0050 |
| 1/2 | 0051 |
| 3/4 | 0075 |
| 1 | 0100 |
| 1-1/2 | 0150 |
| 2 | 0200 |
| 2 | 0210 |
| 3 | 0300 |
| 3 | 0310 |
| 3 | 0311 |
| 4 | 0400 |
| 5 | 0500 |
| 5 | 0505 |
| 6 | 0600 |
| 7-1/2 | 0750 |
| 7-1/2 | 0765 |
| 9 | 0900 |
| 10 | 1000 |
| 10 | 1015 |
| 12 | 1200 |
| 15 | 1500 |
| 20 | 2000 |
| 22 | 2200 |
| 25 | 2500 |
| 27 | 2700 |
| 30 | 3000 |
| 35 | 3500 |
| 40 | 4000 |

**Compressor Motor Protection**

| Code | Type Protection |
|---|---|
| A | External Inherent Protection- One Protector, (Line Break) Use with Contactor |
| F | Internal Inherent Protection- One Protector, (Line Break) Use with Contactor |
| H | Internal Thermostat(s); Ext. Supplementary Protector(s) Mounted on Compressor. (Two for 30, one for 10.) Use with Contactor |
| L | Internal Thermostat(s); and Three Ext. Supplementary Protectors Mounted on Compressor Use with Contactor |
| S | Internal Thermal Protection-Electronic Sensors; and Control Module External Use with Contactor |

**Electrical Codes**

| 60 Hz | 50 Hz | Code |
|---|---|---|
| 115-1 | — | A |
| 230-1 | — | B |
| 208/230-3 | 200/220-3 | C |
| 460-3 | 380/420-3 | D |
| 575-3 | 550-3 | E |
| 208/230/460-3 | 200/280/400-3 | K |
| — | 210/240/380-3 | L |
| — | 380/420-3 | M |
| 230/460-3 | 200/400-3 | N |
| — | 200/240-3 | R |
| 200-3 | — | U |
| 208/230-1 | 200/220-1 | V |
| — | 220/240-1 | Z |

**X X X X - X X X X - X X X - X X X**

**Model Variation**
A number only, assigned to indicate major variations within any one family series

**Displacement and Valve Plate**
A letter only, arbitrarily assigned for each different displacement valve plate combination within any one family series

**Compressor Family Series**
Either a number or a letter established for each product model

**Compressor Motor Types**

| Phase | Description | Code |
|---|---|---|
| 1 | Capacitor Run-Capacitor Start | C |
| 1 | Induction Run-Capacitor Start | I |
| 3 | WYE (Star) Delta | E |
| 3 | Six lead part winding or across the line-except 575 V | F |
| 3 | Misc. three phase -Single voltage three lead -Dual voltage nine lead -575 V 60 Hz/500 V 50 Hz Under 20 hp three lead 20 hp and up six lead part winding | T |

**Bill of Material Product Variations**

# Copeland® Discus® Compressor New Model Number Nomenclature

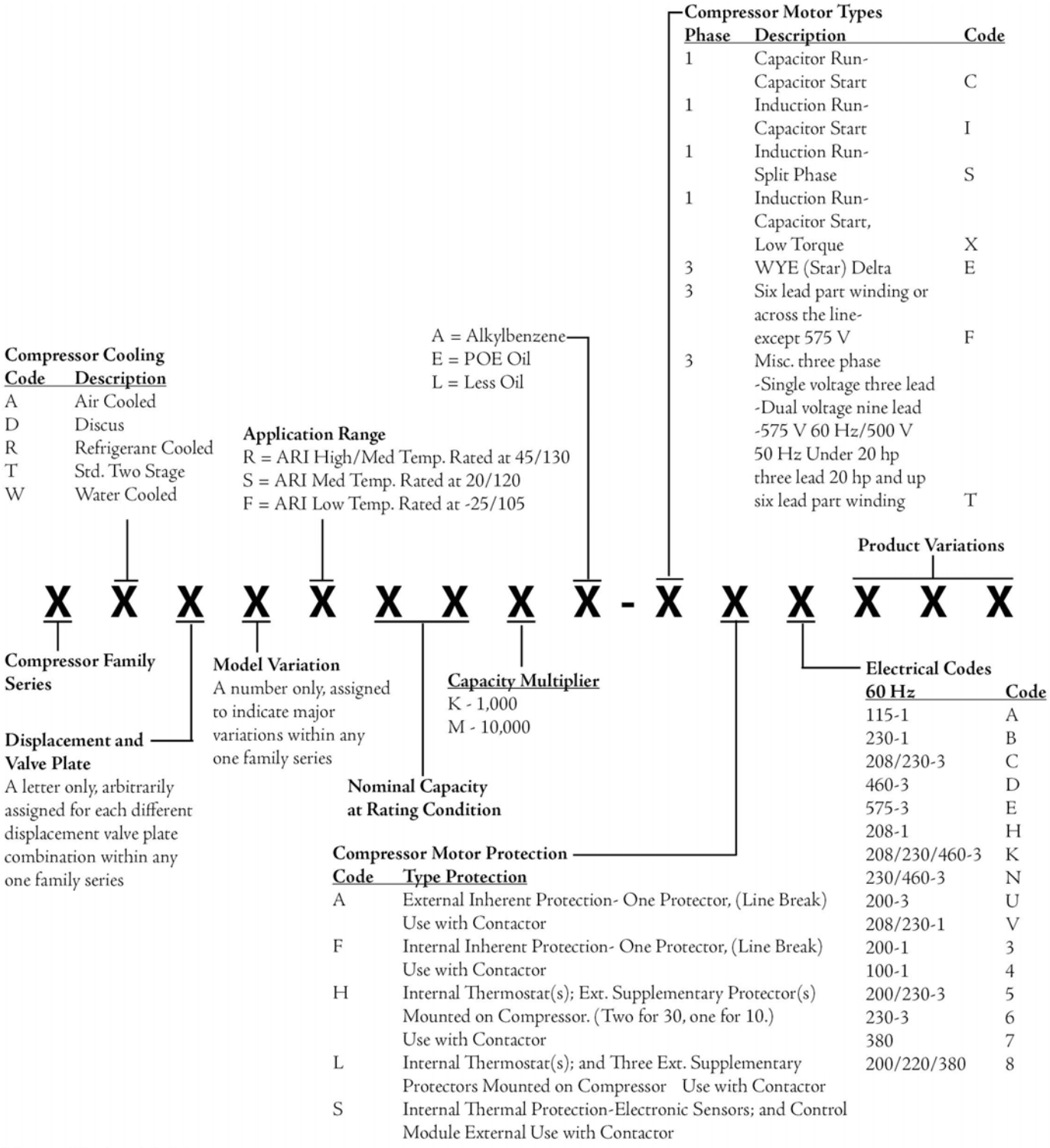


**Note on Tandem Models:**
Nominal horsepower rating of tandem compressors is sum of individual compressor ratings.
Indicated by the digit representing the compressor model series connected in tandem with a compressor of the model series indicated by the first digit.

# Copeland brand products SystemPro™ Condensing Unit Nomenclature

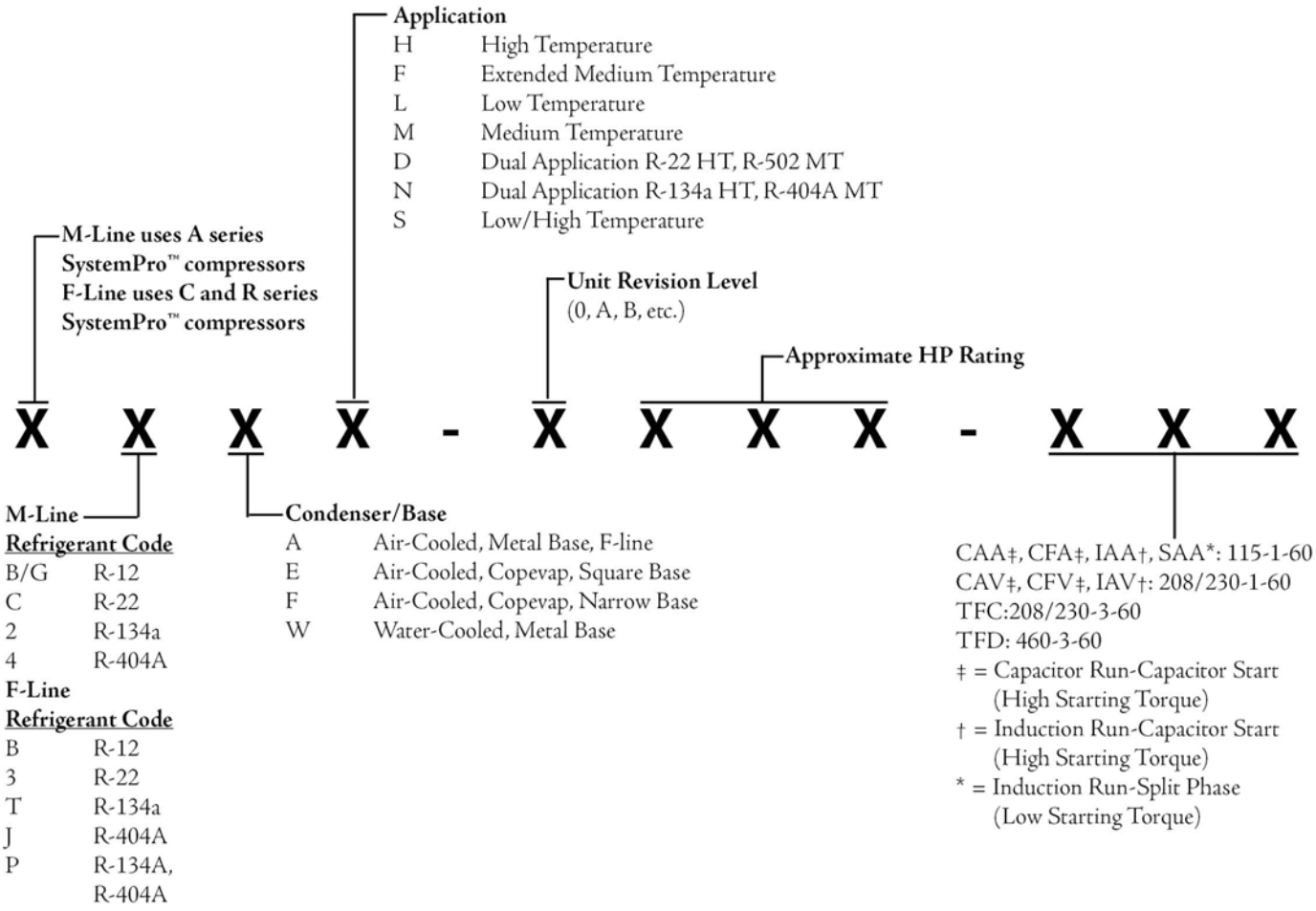

# Copeland® brand products Condensing Unit Model Number Nomenclature

## (All Models Except M-Line)

**Compressor Motor Rating**

| Nominal (hp) | Code |
|---|---|
| 1/4 | 0025 |
| 1/3 | 0033 |
| 1/2 | 0050 |
| 3/4 | 0075 |
| 1 | 0100 |
| 1-1/2 | 0150 |
| 2 | 0200 |
| 2-1/2 | 0250 |
| 3 | 0300 |
| 3-1/2 | 0350 |
| 4 | 0400 |
| 5 | 0500 |
| 6 | 0600 |
| 7-1/2 | 0750 |
| 9 | 0900 |
| 10 | 1000 |
| 15 | 1500 |
| 20 | 2000 |
| 22 | 2200 |
| 25 | 2500 |
| 27 | 2700 |
| 30 | 3000 |
| 40 | 4000 |
| 50 | 5000 |
| 60 | 6000 |
| 70 | 7000 |
| 80 | 8000 |

**Electrical Codes**

| 60 Hz | 50 Hz | Code |
|---|---|---|
| 115-1 | 100-1 | A |
| 230-1 | 200-1 | B |
| 208/230-3 | 200/220-3 | C |
| 460-3 | 380/420-3 | D |
| 575-3 | 550-3 | E |
| — | 115-1 | F |
| — | 230-1 | G |
| 208-1 | 200-1 | H |
| — | 208/230-1 | I |
| 265-1 | 220/240-1 | J |
| 208/230/460-3 | 200/400-3 | K |
| — | 210/240/380-3 | L |
| — | 380/420-3 | M |
| 230/460-3 | 200/400-3 | N |
| — | 200/380-3 | P |
| — | 200/240-3 | R |
| — | 220-1 | S |
| — | 200-1 | T |
| 200-3 | — | U |
| 208/230-1 | 200/220-1 | V |
| — | 200/220-3 | W |
| — | 500-3 | Y |
| — | 220/240-1 | Z |
| 200-1 | 200-1 | 3 |
| 100-1 | 100-1 | 4 |
| 200/230-3 | — | 5 |
| 230-3 | — | 6 |

**Design Series and Refrigerant**

| | |
|---|---|
| Letters (except K, L, M) | R-12 |
| K, L | R-22 LT |
| M | R-22 LT Discus |
| Numbers (except 6 and 7) | R-22/R-502 |
| 6, 7 | R-12/R-502 |
| X, 9 | Special Designs |

**Type of Design**

| Type | Code |
|---|---|
| Air Cooled | A |
| No Condenser | N |
| Water Cooled | W |
| Evaporating Fan Base | E |
| Discus | D |

**X X X X - X X X X - X X X - X X X**

- Condensing Unit Family Series
- Application Temperature
- Compressor Motor Types
- Compressor Motor Protection
- Bill of Material Product Variations

**Application Temperature**

| Temp. Min./Max. | Code |
|---|---|
| High 45/0 | H |
| Medium 25/-5 | M |
| Medium 25/-25 | F |
| Low 0/-40 | L |
| Extra Low -20/-40 | E |
| Two Stage 1/-40 | T |
| Two Stage (Extra Low) -30/-80 | U |
| Commercial App. High and Medium Single Refrigerant | C |
| Dual App. R-22 HT, R-502 MT | D |
| Multiple App. R-12 H/MT, R-502 LT | B |

**Compressor Motor Types**

| Phase | Description | Code |
|---|---|---|
| 1 | Capacitor Run-Capacitor Start | C |
| 1 | Induction Run-Capacitor Start | I |
| 1 | Induction Run-Split Phase | S |
| 1 | Induction Run-Capacitor Start, Low Torque | X |
| 1 | Capacitor Run-Permanent Split Capacitor | P |
| 3 | Three Lead Single Voltage Six Lead Part Winding 575V Nine Lead Dual Voltage | T |
| 3 | WYE (Star) Delta | E |
| 3 | Six lead part winding or across the line- | F |

**Compressor Motor Protection**

| Code | Type Protection |
|---|---|
| A | External Inherent Protection-One Protector, (Line Break) Use with Contactor |
| F | Internal Inherent Protection-One Protector, (Line Break) Use with Contactor |
| H | Internal Thermostat(s); Ext. Supplementary Protector(s) Mounted on Compressor. (Two for 30, one for 10.) Use with Contactor |
| L | Internal Thermostat(s); and Three Ext. Supplementary Protectors Mounted on Compressor Use with Contactor |
| S | Internal Thermal Protection-Electronic Sensors; and Control Module External Use with Contactor |

# Copeland to Copeland Quick Reference

| Copeland Model | Copeland Replacement Model |
|---|---|
| AF04C1E-SAA | AFB04C3E-SAA |
| AF05C1E-IAA | AFB05C3E-IAA |
| AF05C1E-SAA | AFB05C3E-SAA |
| AF07C1E-IAA | AFE07C3E-IAA |
| AF09C1E-IAA | AFE07C3E-IAA |
| AF10C2E-IAA | AFE10C3E-IAA |
| AF11C1E-IAA | AFE11C3E-IAA |
| AF12C1E-IAA | AFT12C1E-IAA |
| AF13C1E-IAA | AFE13C3E-IAA |
| AF18C1E-IAA | AFT18C1E-IAA |
| AF22C1E-CFV | AFT22C1E-CFV |
| AF22C1E-IAA | AFT22C1E-IAA |
| AF26C1E-CFA | AFT26C1E-CFA |
| AF26C1E-CFV | AFT26C1E-CFV |
| AF29C1E-CFA | AFT29C1E-CFA |
| AF29C1E-CFV | AFT29C1E-CFV |
| AF31C1E-CFV | AFJ31C1E-CFV |
| AF37C1E-CFA | No Replacement |
| AF37C1E-CFV | AFJ37C1E-CFV |
| AFB04C3E-SAA | AFB04C3E-SAA |
| AFB05C3E-IAA | AFB05C3E-IAA |
| AFB05C3E-SAA | AFB05C3E-SAA |
| AFC1-0013-SAA | ARB10C3-SAA |
| AFD1-0017-SAA | ARB13C3-SAA |
| AFE07C3E-IAA | AFE07C3E-IAA |
| AFE1-0023-SAA | ARE25C3-SAA |
| AFE10C3E-IAA | AFE10C3E-IAA |
| AFE11C3E-IAA | AFE11C3E-IAA |
| AFE12C3-IAA | ARE41C3-IAA |
| AFE12C3-SAA | ARE41C3-SAA |
| ARE41C3-SAA | ARE41C3-SAA |
| AFE13C3E-IAA | AFE13C3E-IAA |
| AFF1-0025-SAA | ARE27C3-SAA |
| AFF2-0025-IAA | No Replacement |
| AFG2-0026-IAA | ARE37C3-IAA |
| AFG2-0026-SAA | ARE37C3-SAA |
| AFH2-0033-IAA | ARE41C3-IAA |
| AFH2-0033-SAA | ARE41C3-SAA |
| AFH3-0033-IAA | No Replacement |
| AFJ1-0050-IAA | AFJ23C1-IAA |
| AFJ31C1E-CFV | AFJ31C1E-CFV |
| AFJ37C1E-CFV | AFJ37C1E-CFV |
| AFK1-0034-IAA | AFT12C1-IAA |
| AFT12C1E-IAA | AFT12C1E-IAA |
| AFT12C1-IAA | AFT12C1-IAA |
| AFT18C1E-IAA | AFT18C1E-IAA |
| AFT22C1E-CFV | AFT22C1E-CFV |
| AFT22C1E-IAA | AFT22C1E-IAA |
| AFT26C1E-CFA | AFT26C1E-CFA |
| AFT26C1E-CFV | AFT26C1E-CFV |

| Copeland Model | Copeland Replacement Model |
|---|---|
| AFT29C1E-CFA | AFT29C1E-CFA |
| AFT29C1E-CFV | AFT29C1E-CFV |
| AR11K1E-CAV | ARJ11K1E-CAV |
| AR13C1E-IAA | ARB13C3E-IAA |
| AR13C1E-SAA | ARB13C3E-SAA |
| AR17C1E-IAA | ARB17C3E-IAA |
| AR17C1E-SAA | ARB17C3E-SAA |
| AR25C1E-IAA | ARE25C3E-IAA |
| AR25C1E-SAA | ARE25C3E-SAA |
| AR27C1E-IAA | ARE27C3E-IAA |
| AR27C1E-SAA | ARE27C3E-SAA |
| AR37C1E-IAA | ARE37C3E-IAA |
| AR37C1E-IAV | ARE37C3E-IAV |
| AR37C1E-SAA | ARE37C3E-SAA |
| AR41C1E-IAA | ARE41C3E-IAA |
| AR51C1E-IAA | ART51C1E-IAA |
| AR51C1E-IAV | ART51C1E-IAV |
| AR62C1E-IAA | ART62C1E-IAA |
| AR62C1E-IAV | ART62C1E-IAV |
| AR64C1E-IAA | ART64C1E-IAA |
| AR64C1E-IAV | ART64C1E-IAV |
| AR84C1E-IAV | ARJ84C1E-IAV |
| ARB10C3-SAA | ARB10C3-SAA |
| ARB13C3E-IAA | ARB13C3E-IAA |
| ARB13C3E-SAA | ARB13C3E-SAA |
| ARB13C3-SAA | ARB13C3-SAA |
| ARB17C3E-IAA | ARB17C3E-IAA |
| ARB17C3E-SAA | ARB17C3E-SAA |
| ARB17C3-SAA | ARB17C3-SAA |
| ARB21C3-IAA | ARB21C3-IAA |
| ARC1-0017-SAA | ARB13C3-SAA |
| ARD1-0020-SAA | ARB17C3-SAA |
| ARD4-0022-IAA | ARB21C3-IAA |
| ARE1-0023-SAA | ARE25C3-SAA |
| ARE25C3E-IAA | ARE25C3E-IAA |
| ARE25C3E-SAA | ARE25C3E-SAA |
| ARE25C3-SAA | ARE25C3-SAA |
| ARE27C3E-IAA | ARE27C3E-IAA |
| ARE27C3E-SAA | ARE27C3E-SAA |
| ARE27C3-IAA | ARE27C3-IAA |
| ARE27C3-SAA | ARE27C3-SAA |
| ARE36C3-IAA | ARE36C3-IAA |
| ARE36C3-SAA | ARE36C3-SAA |
| ARE37C3E-IAA | ARE37C3E-IAA |
| ARE37C3E-IAV | ARE37C3E-IAV |
| ARE37C3E-SAA | ARE37C3E-SAA |
| ARE37C3-IAA | ARE37C3-IAA |
| ARE37C3-SAA | ARE37C3-SAA |
| ARE4-0025-IAA | ARE36C3-IAA |
| ARE41C3E-IAA | ARE41C3E-IAA |

# Copeland to Copeland Quick Reference

| Copeland Model | Copeland Replacement Model |
|---|---|
| ARE41C3E-IAV | ARE41C3E-IAV |
| ARE41C3-IAA | ARE41C3-IAA |
| ARE43C3-IAA | ARE43C3-IAA |
| ARE47C3-IAA | ARE47C3-IAA |
| ARE5-0025-SAA | ARE36C3-SAA |
| ARE59C3-CAA | ARE59C3-CAA |
| ARE59C3-CAV | ARE59C3-CAV |
| ARF2-0025-IAA | ARE27C3-IAA |
| ARF2-0025-SAA | ARE27C3-SAA |
| ARF4-0033-IAA | ARE43C3-IAA |
| ARG2-0033-IAA | ARE37C3-IAA |
| ARG2-0033-SAA | ARE37C3-SAA |
| ARG4-0051-CAA | ARE59C3-CAA |
| ARG4-0051-CAV | ARE59C3-CAV |
| ARG4-0055-IAA | ART69C1-IAA |
| ARG4-0055-IAV | ART69C1-IAV |
| ARH1-0049-IAA | ART51C1-IAA |
| ARJ11K1-CAV | ARJ11K1-CAV |
| ARJ11K1E-CAV | ARJ11K1E-CAV |
| ARJ84C1E-IAV | ARJ84C1E-IAV |
| ARJ84C1-IAA | ARJ84C1-IAA |
| ARJ84C1-IAV | ARJ84C1-IAV |
| ARK1-0050-IAA | ART62C1-IAA |
| ARM1-0075-IAA | ARJ84C1-IAA |
| ARM1-0075-IAV | ARJ84C1-IAV |
| ARM3-0076-CAA | ART82C1-CAA |
| ARM3-0076-CAV | ART82C1-CAV |
| ARN1-0100-CAV | ARJ11K1-CAV |
| ARN3-0100-PAA | ART97C1-PAA |
| ARN3-0100-PAV | ART97C1-PAV |
| ART51C1E-IAA | ART51C1E-IAA |
| ART51C1E-IAV | ART51C1E-IAV |
| ART51C1-IAA | ART51C1-IAA |
| ART51C1-IAV | ART51C1-IAV |
| ART62C1E-IAA | ART62C1E-IAA |
| ART62C1E-IAV | ART62C1E-IAV |
| ART62C1-IAA | ART62C1-IAA |
| ART64C1E-IAA | ART64C1E-IAA |
| ART64C1E-IAV | ART64C1E-IAV |
| ART69C1-IAA | ART69C1-IAA |
| ART69C1-IAV | ART69C1-IAV |
| ART82C1-CAA | ART82C1-CAA |
| ART82C1-CAV | ART82C1-CAV |
| ART97C1-PAA | ART97C1-PAA |
| ART97C1-PAV | ART97C1-PAV |
| AS10C1E-IAA | AFE11C3E-IAA |
| AS12C1E-IAA | ASB12C3E-IAA |
| AS13C1E-IAA | AFE13C3E-IAA |
| AS14C1E-IAA | ASB14C3E-IAA |
| AS18C1E-IAA | AFT18C1E-IAA |

| Copeland Model | Copeland Replacement Model |
|---|---|
| AS19C1E-IAA | ASE19C3E-IAA |
| AS22C1E-IAA | AFT22C1E-IAA |
| AS24C1E-IAA | ASE24C3E-IAA |
| AS24C1E-IAV | ASE24C3E-IAV |
| AS26C1E-CFV | AFT26C1E-CFV |
| AS26C1E-IAA | AFT26C1E-CFA |
| AS29C1E-IAA | AFT29C1E-CFA |
| AS31C1E-CFV | AFJ31C1E-CFV |
| AS32C1E-CAA | ASE32C3E-CAA |
| AS32C1E-CAV | ASE32C3E-CAV |
| AS37C1E-IAA | AST40C1E-IAA |
| AS40C1E-IAA | AST40C1E-IAA |
| AS40C1E-IAV | AST40C1E-IAV |
| AS45C1E-CAV | AST45C1E-CAV |
| AS45C1E-IAA | AST45C1E-IAA |
| AS54C1E-CAA | AST54C1E-CAA |
| AS54C1E-CAV | AST54C1E-CAV |
| ASB12C3E-IAA | ASB12C3E-IAA |
| ASB14C3E-IAA | ASB14C3E-IAA |
| ASE19C3E-IAA | ASE19C3E-IAA |
| ASE24C3E-IAA | ASE24C3E-IAA |
| ASE24C3E-IAV | ASE24C3E-IAV |
| ASE32C3E-CAA | ASE32C3E-CAA |
| ASE32C3E-CAV | ASE32C3E-CAV |
| AST40C1E-IAA | AST40C1E-IAA |
| AST40C1E-IAV | AST40C1E-IAV |
| AST45C1E-CAV | AST45C1E-CAV |
| AST45C1E-IAA | AST45C1E-IAA |
| AST54C1E-CAA | AST54C1E-CAA |
| AST54C1E-CAV | AST54C1E-CAV |
| CF04K6E | CF04K6E |
| CF06K6E | CF06K6E |
| CF09K6E | CF09K6E |
| CF12K6E | CF12K6E |
| CR16K6 | CR16K6 |
| CR16KF | CR16K6 |
| CR18K6 | CRA1-0150 |
| CR18KF | CRA1-0150 |
| CR20K6 | CRB1-0175 |
| CR20KF | CRB1-0175 |
| CR22K6-P | CRC1-0175-P |
| CR22K6-TF5 | CRC1-0175-T |
| CR22K6-TFD | CRD1-0200-T |
| CR22KF | CRC1-0175 |
| CR24K6 | CRD1-0200 |
| CR24KF | CRD1-0200-P |
| CR26K6 | CRE2-0225 |
| CR26KF | CRE2-0225 |
| CR28K6-P | CRE2-0225-P |
| CR28K6-T | CRF1-0250-T |

# Copeland to Copeland Quick Reference

| Copeland Model | Copeland Replacement Model |
|---|---|
| CR28KF | CRE2-0225 |
| CR30K6-P | CRF2-0250-P |
| CR30K6-T | CRF1-0250-T |
| CR30KF | CRF2-0250 |
| CR32K6 | CR33KQ |
| CR32KF | CR33KQ |
| CR33KQ | CR33KQ |
| CR34K6 | CR34KQ |
| CR34KF | CR34KQ |
| CR34KQ | CR34KQ |
| CR35K6 | CR36KQ |
| CR35KF | CR36KQ |
| CR36KQ | CR36KQ |
| CR37KQ | CR37KQ |
| CR38K6 | CR37KQ |
| CR41KQ | CR41KQ |
| CR42K6 | CR41KQ |
| CR47KQ | CR47KQ |
| CR53KQ | CR53KQ |
| CRA1-0150 | CRA1-0150 |
| CRA4-0150 | CRA1-0150 |
| CRB1-0175 | CRB1-0175 |
| CRB4-0150 | CRB1-0175 |
| CRC1-0175 | CRC1-0175 |
| CRC2-0175 | CRC1-0175 |
| CRC4-0175 | CRC1-0175 |
| CRD1-0200 | CRD1-0200 |
| CRD4-0200 | CRD1-0200 |
| CRE1-0225 | CRE1-0225 |
| CRE2-0225 | CRE2-0225 |
| CRE4-0225 | CRE2-0225 |
| CRF1-0250 | CRF1-0250 |
| CRF2-0250 | CRF2-0250 |
| CRF4-0250 | CRF2-0250 |
| CRG1-0250 | CR33KQ |
| CRG3-0250 | CR33KQ |
| CRH1-0275 | CR34KQ |
| CRH3-0275 | CR34KQ |
| CRI3-0290 | CR36KQ |
| CRJ1-0300 | CR36KQ |
| CRJ3-0300 | CR37KQ |
| CRK1-0325 | CR41KQ |
| CRK3-0325 | CR41KQ |
| CRL1-0350 | CR47KQ |
| CRL3-0350 | CR47KQ |
| CRM1-0400 | CR53KQ |
| CRM3-0400 | CR53KQ |
| CRN1-0500 | CRN5-0500 |
| CRN5-0500 | CRN5-0500 |
| CRP1-0450 | CRP5-0450 |
| CRP5-0450 | CRP5-0450 |
| CRT5-0450 | CRT5-0450 |
| CRZ4-0150 | CR16K6 |
| CS10K6E | CS10K6E |
| CS12K6E | CS12K6E |
| CS14K6E | CS14K6E |
| CS18K6E | CS18K6E |
| CS20K6E | CS20K6E |
| CS27K3E | CS27K3E |
| CS33K3E | CS33K3E |
| CTH1-0275 | CTH1-0275 |
| CTL1-0350 | CTL1-0350 |
| CTM1-0400 | CTM1-0400 |
| CTN1-0500 | CTN1-0500 |
| 4U18-302 | CR33KQ |
| 4U26-0401 | CR47KQ |
| 4U26-0402 | CR47KQ |
| 4US1-501 | CRP5-0450 |
| 4US1-502 | CRP5-0450 |
| SEA1-0200 | CRB1-0175 |
| SEB1-0200 | CRC1-0175 |
| SEC1-0200 | CRD1-0200 |
| SEF1-0175 | CRA1-0150 |
| SEH1-0200 | CRD1-0200 |
| SEH2-0225 | CRF2-0250 |
| SEJ1-0225 | CRE2-0225 |
| SEK1-0250 | CRF2-0250 |
| SEM1-0275 | CR33KQ |
| SEN2-0175 | CRA1-0150 |
| SEP2-0200 | CRC1-0175 |
| SHB2-0200 | CRC1-0175 |
| SHC2-0200 | CRD1-0200 |
| SHF2-0175 | CRA1-0150 |
| SHK2-0250 | CRF2-0250 |
| SHM2-0275 | CR33KQ |
| SRA4-0200 | CRB1-0175 |
| SRA5-0200 | CRC1-0175 |
| SRA6-0200 | CRB1-0175 |
| SRB4-0200 | CRC1-0175 |
| SRB5-0200 | CRC1-0175 |
| SRB6-0200 | CRC1-0175 |
| SRC4-0200 | CRD1-0200 |
| SRC5-0200 | CRD1-0200 |
| SRC6-0200 | CRD1-0200 |
| SRD4-0224 | CRE2-0225 |
| SRD4-0225 | CRE2-0225 |
| SRD5-0225 | CRE2-0225 |
| SRD6-0225 | CRE2-0225 |
| SRE4-0250 | CRF2-0250 |
| SRF5-0175 | CRA1-0150 |

# Copeland to Copeland Quick Reference

| Copeland Model | Copeland Replacement Model |
|---|---|
| SRH4-0200 | CRD1-0200 |
| SRJ4-0225 | CRE2-0225 |
| SRK4-0250 | CRF2-0250 |
| SRK5-0250 | CR33KQ |
| SRM4-0275 | CR33KQ |
| URA1-2000 | CRE2-0225 |
| US12-0200 | CRD1-0200 |
| USS3-0200 | CRD1-0200 |
| VRB1-0300 | CR41KQ |
| VRC1-0350 | CR47KQ |
| VRD1-0400 | CR53KQ |
| VRE1-0500 | CRN5-0500 |
| YEB1-0300 | CR41KQ |
| YEB1-0301 | CR41KQ |
| YEC1-0350 | CR47KQ |
| YEH4-0500-PFB | CRP5-0450-PFV |
| YEH5-0500 | CRP5-0450 |
| YEJ1-0275 | CR33KQ |
| YEK1-0325 | CR41KQ |
| YEL1-0350 | CR47KQ |
| YHB1-0300 | CR41KQ |
| YHB1-0301 | CR41KQ |
| YHC1-0350 | CR47KQ |
| YHD2-0400 | CR47KQ |
| YHD6-0400 | CR53KQ |
| YHJ1-0275 | CR33KQ |
| YHK1-0325 | CR41KQ |
| YHL1-0350 | CR47KQ |
| YRB2-0300 | CR41KQ |
| YRB2-0301 | CR41KQ |
| YRB4-0300 | CR41KQ |
| YRB4-0301 | CR41KQ |
| YRC2-0350 | CR47KQ |
| YRC4-0350-PFB | CR47KQ-PFV |
| YRC4-0350-PFH | CR47KQ-PFV |
| YRC4-0350-PFV | CR47KQ-PFV |
| YRC4-0350-T | CR47KQ-T |
| YRD2-0400 | CR47KQ |
| YRD4-0400-PFB | CR47KQ-PFV |
| YRD4-0400-PFH | CR47KQ-PFV |
| YRD4-0400-PFV | CR47KQ-PFV |
| YRD4-0400-T | CR47KQ-T |
| YRD5-0400 | CR47KQ |
| YRD6-0400 | CR53KQ |
| YRE2-0500 | CRP5-0450 |
| YRE4-0500-PFV | CRP5-0450-PFV |
| YRE4-0500-T | CRP5-0450-T |
| YRE5-0500 | CRP5-0450 |
| YRE6-0500 | CRP5-0450 |
| YRF2-0450 | CR53KQ |

| Copeland Model | Copeland Replacement Model |
|---|---|
| REB3-0150-PFV | RR14K1-PFV |
| REBQ-0150-PFV | RS80C2E-CAV |
| REK3-0125-PFV | RS70C1E-PFV |
| REK3-0125-TFC | RS70C1E-TFC |
| REK3-0125-TFD | RS70C1-TFD |
| REKQ-0125-PFV | RS70C1E-PFV |
| REL3-0200-PFV | RR20K1-PFV |
| RES3-0175-PFV | RR16K1-PFV |
| REY3-0175-PFV | RR17K1-PFV |
| REY3-0175-TFC | RR17K1-TFC |
| REZ3-0125-PFV | RR12K1-PFV |
| RF18C1E-IAA | RF18C2E-IAA |
| RF18C1E-IAV | RF18C2E-IAV |
| RF18C2E-IAA | RF18C2E-IAA |
| RF18C2E-IAV | RF18C2E-IAV |
| RR10K1E-CAV | RR10K2E-CAV |
| RR10K2E-CAA | RR10K2E-CAA |
| RR10K2E-CAV | RR10K2E-CAV |
| RR12K1-PFV | RR12K1-PFV |
| RR14K1-PFV | RR14K1-PFV |
| RR16K1-PFV | RR16K1-PFV |
| RR17K1-PFV | RR17K1-PFV |
| RR17K1-TFC | RR17K1-TFC |
| RR20K1-PFV | RR20K1-PFV |
| RR81C1E-IAA | RR81C2E-IAA |
| RR81C1E-IAV | RR81C2E-IAV |
| RR81C2E-IAA | RR81C2E-IAA |
| RR81C2E-IAV | RR81C2E-IAV |
| RRG4-0100-PAA | RS64C2E-PAA |
| RRG4-0100-PAV | RS64C2E-CAV |
| RRK4-0126-PAA | RS70C1-PAA |
| RRL4-0100-CAV | RR10K2E-CAV |
| RRL6-0100-CAA | RR10K2E-CAA |
| RRS4-0075-IAA | RR81C2E-IAA |
| RRS40075-IAV | RR81C2E-IAV |
| RS40C1E-IAA | RS40C2E-IAA |
| RS40C1E-IAV | RS40C2E-IAV |
| RS40C2E-IAA | RS40C2E-IAA |
| RS40C2E-IAV | RS40C2E-IAV |
| RS40C2-IAA | R40C2-IAA |
| RS43C1E-CAA | RS43C2E-CAA |
| RS43C1E-CAV | RS43C2E-CAV |
| RS43C1E-IAA | RS43C2E-IAA |
| RS43C1E-IAV | RS43C2E-IAV |
| RS43C2E-CAA | RS43C2E-CAA |
| RS43C2E-CAV | RS43C2E-CAV |
| RS43C2E-IAA | RS43C2E-IAA |
| R43C2E-IAV | RS43C2E-IAV |
| RS47C2-IAA | RS47C2-IAA |
| RS47C2-IAV | RS47C2-IAV |

# Copeland to Copeland Quick Reference

| Copeland Model | Copeland Replacement Model |
|---|---|
| RS54C1E-IAA | RS54C2E-IAA |
| RS54C1E-IAV | RS54C2E-IAV |
| RS54C2E-IAA | RS54C2E-IAA |
| RS54C2E-IAV | RS54C2E-IAV |
| RS55C1E-CAV | RS55C2E-CAV |
| RS55C1E-PAA | RS55C2E-CAA |
| RS55C1E-PAV | RS55C2E-CAV |
| RS55C2-CAA | RS55C2E-CAA |
| RS55C2E-CAA | RS55C2E-CAA |
| RS55C2E-CAV | RS55C2E-CAV |
| RS64C1E-CAA | RS64C2E-CAA |
| RS64C1E-CAV | RS64C2E-CAV |
| RS64C1E-IAA | RS64C2E-CAA |
| RS64C1-E-IAV | RS64C2E-IAV |
| RS64C1E-PAA | RS64C2E-PAA |
| RS64C2-CAA | RS64C2E-CAA |
| RS64C2-CAV | RS64C2E-CAV |
| RS64C2E-CAA | RS64C2E-CAA |
| RS64C2E-CAV | RS64C2E-CAV |
| RS64C2E-IAA | RS64C2E-IAA |
| RS64C2E-IAV | RS64C2E-IAV |
| R64C2E-PAA | R64C2E-PAA |
| RS64C2-IAA | RS64C2-IAA |
| RS64C2-IAV | RS64C2-IAV |
| RS64C2-PAA | RS64C2-PAA |
| RS70C1E-PFV | RS70C1E-PFV |
| RS70C1E-TFC | RS70C1E-TFC |
| RS70C1-PAA | RS70C1-PAA |
| RS70C1-PFV | RS70C1-PFV |
| RS70C1-TFC | RS70C1-TFC |
| RS70C1-TFD | RS70C1-TFD |
| RS80C1E-CAA | RS80C1E-CAA |
| RS80C1E-CAV | RS80C1E-CAV |
| RS80C1E-TF5 | RS80C1E-TF5 |
| RS80C1E-TFD | RS80C1E-TFD |
| RS80C2-CAV | RS80C2-CAV |
| RS80C2E-CAA | RS80C2E-CAA |
| RS80C2E-CAV | RS80C2E-CAV |
| RS80C2E-TF5 | RS80C2E-TF5 |
| RS80C2E-TFD | RS80C2E-TFD |
| RS86C1E-PFV | RS86C2E-PFV |
| RS86C2E-PFV | RS86C2E-PFV |
| RS97C1E-CAA | RS97C2E-CAA |
| RS97C1E-CAV | RS97C2E-CAV |
| RS97C1E-TFC | RS97C2E-TFC |
| RS97C2-CAV | RS97C2E-CAV |
| RS97C2E-CAA | RS97C2E-CAA |

| Copeland Model | Copeland Replacement Model |
|---|---|
| RS97C2E-CAV | RS97C2E-CAV |
| RS97C2E-TFC | RS97C2E-TFC |
| RSE4-0075-IAA | RS47C2-IAA |
| RSE4-0075-IAV | RS47C2-IAV |
| RSE4-0076-IAA | RS47C2-IAA |
| RSE4-0076-IAV | RS47C2-IAV |
| RSF2-0050-IAA | RS40C2E-IAA |
| RSF2-0050-IAV | RS40C2E-IAV |
| RSF5-0075-CAA | RS55C2E-CAA |
| RSL2-0075-IAA | RS54C2E-IAA |
| RSL2-0075-IAV | RS54C2E-IAV |
| RSL2-0100-CAA | RSL2-0100-CAA |
| RSL2-0101-CAA | RS97C2E-CAA |
| RSL2-0101-CAV | RS97C2E-CAV |
| RSL4-0175-PFV | RR17K1-PFV |
| RSL4-0175-TFC | RSL4-0175-TFC |
| RSL5-0100-CAV | RS97C2E-CAV |
| RSL5-0100-TFC | RS97C2E-TFC |
| RSL5-0101-CAV | RS97C2E-CAV |
| RSL5-0101-TFC | RS97C2E-TFC |
| RSN2-0050-IAA | RS40C2E-IAA |
| RSN2-0050-IAV | RS40C2E-IAV |
| RSN4-0050-IAA | RS40C2E-IAA |
| RSN4-0050-IAV | RS40C2E-IAV |
| RSN4-0075-CAV | RS64C2E-CAV |
| RSN4-0075-IAA | RS64C2E-CAA |
| RSN4-0075-IAV | RS64C2E-IAV |
| RSN4-0075-PAA | RS64C2E-PAA |
| RSN4-0100-CAV | RS64C2E-CAV |
| RSN4-0100-PAA | RS64C2E-PAA |
| RSN5-0075-CAA | RS64C2E-CAA |
| RSN5-0075-IAA | RS64C2E-CAA |
| RSN5-0075-IAV | RS64C2E-IAV |
| RSN6-0075-CAA | R64C2E-CAA |
| RSN6-0075-IAA | RS64C2E-CAA |
| RSN6-0075-IAV | RS64C2E-IAV |
| RSU4-0050-CAA | RS43C2E-CAA |
| RSU4-0050-IAA | RS43C2E-IAA |
| RSU5-0050-IAA | RS43C2E-IAA |
| RSU5-0050-IAV | RS43C2E-IAV |
| | |
| | |
| | |
| | |
| | |
| | |
| | |

# Copeland to Copeland Quick Reference

## "J" to "A" Adapter Kits Guide

| Copeland Model | Copeland Replacement Model | J Model Being Replaced* | Base Adapter & Conduit Kit | Conduit Box Kit | Base Adapter Kit |
|---|---|---|---|---|---|
| JF10C1E-IAA | AFE10C3E-IAA | Weld Nuts (No Base) | 934-0001-02 | 962-0001-02 | 998-0527-03 |
| JFB1-0033-IAA | ARE41C3-IAA | 4.8" x 8" base | 934-0001-00 | 962-0001-02 | 998-0527-01 |
| JR26C1E-IAA | ARE27C3E-IAA | 7" x 7" base | 934-0001-01 | 962-0001-02 | 527-0174-00 |
| JR36C1E-IAA | ARE37C3E-IAA | 5" x 7" base | 934-0001-00 | 962-0001-02 | 998-0527-01 |
| JR36C1E-IAV | ARE37C3E-IAV | | | | |
| JRE1-0033-IAA | ARE37C3-IAA | | | | |
| JRN1-0025-IAA | ARE27C3-IAA | | | | |
| JS19C1E-IAA | ASE19C3E-IAA | | | | |
| JS25C1E-IAA | ASE24C3E-IAA | | | | |
| JSS5-0050-IAA | ARE43C3-IAA | | | | |
| JF11C1E-IAA | AFT12C1E-IAA | Weld Nuts (No Base) | 934-0001-08 | 962-0001-01 | 998-0527-04 |
| JFH1-0033-IAA | AFT12C1-IAA | 4.8" x 8" base | Not Required | 962-0001-01 | Not Required |
| JFH1-0033-SAA | AFT12C1-IAA | 7" x 7" base | 934-0001-07 | 962-0001-01 | 998-0527-00 |
| JR53C1E-IAA | ART51C1E-IAA | 5" x 7" base | 934-0001-06 | 962-0001-01 | 998-0527-02 |
| JR53C1E-IAV | ART51C1E-IAV | | | | |
| JRL4-0050-IAA | ART51C1-IAA | | | | |
| JRL4-0050-IAV | ART51C1-IAV | | | | |
| JRE1-0050-IAA | ARE59C3-CAA | Weld Nuts (No Base) | Not Required | Not Required | 998-0527-03 |
| JRE1-0050-IAV | ARE59C3-CAV | 4.8" x 8" base | Not Required | Not Required | 998-0527-01 |
| JRS4-0050-IAA | ARE47C3-IAA | 7" x 7" base | Not Required | Not Required | 527-0174-00 |
| JSE5-0051-CAA | ARE59C3-CAA | 5" x 7" base | Not Required | Not Required | 998-0527-01 |
| JSE5-0051-PAV | ARE59C3-CAV | | | | |
| JRF4-0050-IAA | ART69C1-IAA | Weld Nuts (No Base) | Not Required | Not Required | 998-0527-04 |
| JRF4-0050-IAV | ART69C1-IAV | 4.8" x 8" base | Not Required | Not Required | Not Required |
| JRF4-0075-PAA | ART69C1-IAA | 7" x 7" base | Not Required | Not Required | 998-0527-00 |
| JRF4-0075-PAV | ART69C1-IAV | 5" x 7" base | Not Required | Not Required | 998-0527-02 |
| JRG4-0100-PAV | ART97C1-PAV | | | | |
| JRH4-0100-PAA | ART97C1-PAA | | | | |
| JRH4-0100-PAV | ART97C1-PAV | | | | |
| JRL4-0100-PAA | ART97C1-PAA | | | | |
| JRL4-0100-PAV | ART97C1-PAV | | | | |
| JSH5-0075-CAA | ART97C1-PAA | | | | |
| JSH5-0075-PAV | ART97C1-PAV | | | | |
| JSL5-0075-CAA | ART97C1-PAA | | | | |
| JSL5-0075-PAV | ART97C1-PAV | | | | |
| JS35C1E-CAA | ASE32C3E-CAA | Weld Nuts (No Base) | 934-0001-05 | 962-0001-00 | 998-0527-04 |
| JS35C1E-CAV | ASE32C3E-CAV | 4.8" x 8" base | Not Required | 962-0001-00 | Not Required |
| JS55C1E-CAA | AST54C1E-CAA | 7" x 7" base | 934-0001-04 | 962-0001-00 | 998-0527-00 |
| | | 5" x 7" base | 934-0001-03 | 962-0001-00 | 998-0527-02 |
| | | | | | |
| JFB1-0033-IAV | No Replacement | | | | |
| JFP1-0050-IAA | RS40C2-IAA | | | | |

* When replacing a J adaptor kit ask th efollowing questions.
(1) What is the base arrangement on the J?
(2) Does the J have a conduit?

# Copeland brand products Tecumseh to Copeland Quick Reference

| Tecumseh Model | Old Tecumseh Model | Copeland Replacement Model |
|---|---|---|
| AB5515G | | RR14K1-PFV |
| AB5515H | | RR14K1-PFV |
| AB5517G | | RR16K1-PFV |
| AB5517H | | RR16K1-PFV |
| AB5519F | | CRA1-0150-PFV |
| AB5519G | | CRA1-0150-PFV |
| AB5519H | | CRA1-0150-PFV |
| AB5520F | | CRB1-0175-PFV |
| AB5520G | | CRB1-0175-PFV |
| AB5520H | | CRB1-0175-PFV |
| AB5522F | | CRC1-0175-PFV |
| AB5522G | | CRC1-0175-PFV |
| AB5522H | | CRC1-0175-PFV |
| AB5524F | | CRD1-0200-PFV |
| AB5524G | | CRD1-0200-PFV |
| AB5524H | | CRD1-0200-PFV |
| AB5528G | | CRE2-0225-PFV |
| AB5528H | | CRE2-0225-PFV |
| AB5530G | | CRF2-0250-PFV |
| AB5530H | | CRF2-0250-PFV |
| AE1410A | | ARE27C3-IAA |
| AE1411D | | ARE27C3-IAA |
| AE1413A | | ARE37C3-IAA |
| AE1413D | | ARE37C3-IAA |
| AE1415B | | ARE41C3-IAA |
| AE2410A | | ARE27C3-IAA |
| AE2413A | | ARE37C3-IAA |
| AE2415A | | ARE41C3-IAA |
| AE3430A | | ARE25C3-SAA |
| AE3440D | | ARE37C3-IAA |
| AE3448A | | ARE37C3-IAA |
| AE41 | | ARE25C3-SAA |
| AE4430 | | ARE25C3-SAA |
| AE4448A | | ARE37C3-IAA |
| AE5470E | | ARE59C3-CAA |
| AEA0415EXA | | No Replacement |
| AEA0415ZXA | AE0415ZXA | ASB14C3E-IAA |
| AEA1336AXA | AE1336A | ARB10C3-SAA |
| AE1343AXA | AE1343A | ARB13C3-SAA |
| AEA1360AXA | AE1360A | ARE25C3-SAA |
| AEA1380AXA | AE1380A | ARE27C3-SAA |
| AEA1410AXA | AE1410A | ARE37C3-SAA |
| AEA1411EXA | AE1411E | No Replacement |
| AEA1413AXA | AE1413A | ARE41C3-IAA |
| AEA1415EXA | AE1415E | No Replacement |
| AEA2380ZXA | AE2380Z | No Replacement |
| AEA2410AXA | AE2410A | ARE37C3-IAA |
| AEA2410YXA | AE2410Y | AFE10C3E-IAA |
| AEA2411ZXA | AE2411Z | AFE11C3E-IAA |
| AEA2413AXA | AE2413A | ARE41C3-SAA |

| Tecumseh Model | Old Tecumseh Model | Copeland Replacement Model |
|---|---|---|
| AEA2413YXA | AE2413Y | AFT12C1E-IAA |
| AEA2415AAB | AE2415A | AFT12C1-IAA |
| AEA3414AXA | AE3414A | ARB10C3-SAA |
| AEA3414YXA | AE3414Y | ARB13C3E-SAA |
| AEA3417AXA | AE3417A | ARB17C3-SAA |
| AEA3417YXA | AE3417Y | ARB17C3E-SAA |
| AEA3425AXA | AE3425A | ARE25C3-SAA |
| AEA3425YXA | AE3425Y | ARE25C3E-SAA |
| AEA3430AXA | AE3430A | ARE27C3-SAA |
| AEA3430YXA | AE3430Y | ARE27C3E-SAA |
| AEA3440YXA | AE3440Y | ARE37C3E-SAA |
| AEA3448YXA | AE3448Y | ARE41C3E-SAA |
| AEA4430AXA | AE4430A | ARE27C3-IAA |
| AEA4430YXA | AE4430Y | ARE27C3E-IAA |
| AEA4440AXA | AE4440A | ARE37C3-IAA |
| AEA4440YXA | AE4440Y | ARE41C3E-IAA |
| AEA4440YXD | AE4440Y | ARE37C3E-IAV |
| AEA4448AXA | AE4448A | ARE41C3-IAA |
| AEA4448YXA | AE4448Y | ARE41C3E-IAA |
| AEA4448YXD | AE4448YXD | ARE41C3E-IAV |
| AEA9415EXA | AE9415E | No Replacement |
| AEA9415EXD | AE9415E | No Replacement |
| AEA9415ZXA | AE9415Z | ASB14C3E-IAA |
| AEA9422EXA | AE9422E | ARE43C3-IAA |
| AG5546E | | CR47KQ-PFV |
| AG5546H | | CR47KQ-PFV |
| AG5553E | | CR53KQ-PFV |
| AG5553H | | CR53KQ-PFV |
| AG5561E | | CRP5-0450-PFV |
| AG5561H | | CRP5-0450-PFV |
| AG5568E | | CRN5-0500-PFV |
| AGA4534AXN | AG4534A | CS33K3E-PFV |
| AGA4534AXT | AG4534A | CS33K3E-TF5 |
| AGA5553EXN | | CR53KQ-PFV |
| AGA5553EXT | | CR53KQ-PFV |
| AGA5561EXN | | CRN5-0500-PFV |
| AGA5561EXT | | CRN5-0500-TF5 |
| AGA5568EXN | | CRN5-0500-PFV |
| AGA5568EXT | | CRN5-0500-TF5 |
| AGC5553EXG | | CR53KQ-TFD |
| AGC5561EXG | | CRN5-0500-TFD |
| AGC5568EXG | | CRN5-0500-TFD |
| AH20L12V | | CRB1-0175-PFV |
| AH22M12V | | CRC1-0175-PFV |
| AH24P12V | | CRD1-0200-PFV |
| AH28Q13V | | CRE2-0225-PFV |
| AH31S13V | | CRF2-0250-PFV |
| AH31T13 | | CRF2-0250-PFV |
| AH34X13 | | CR33KQ-PFV |
| AH40X15 | | CR37KQ-PFV |

# Copeland brand products Tecumseh to Copeland Quick Reference

| Tecumseh Model | Old Tecumseh Model | Copeland Replacement Model |
|---|---|---|
| AH5520E | | CRB1-0175-PFV |
| AH5522E | | CRC1-0175-PFV |
| AH5524E | | CRD1-0200-PFV |
| AH5527E | | CRE2-0225-PFV |
| AH5531E | | CRF2-0250-PFV |
| AH5533E | | CR33KQ-PFV |
| AH5534E | | CR33KQ-PFV |
| AH5540E | | CR37KQ-PFV |
| AH8524E | | CRC1-0175-PFV |
| AH8526E | | CRD1-0200-PFV |
| AH8529E | | CRD1-0200-PFV |
| AH8532E | | CRE2-0225-PFV |
| AH8538E | | CR33KQ-PFV |
| AH8539E | | CR34KQ-PFV |
| AH8543E | | CR34KQ-PFV |
| AH8548E | | CR41KQ-PFV |
| AHA2465ZXB | AH2465Z | CF06K6E-PFV |
| AHA2465ZXF | AH2465Z | CF06K6E-TF5 |
| AHA2490ZXD | AH2490Z | CF09K6E-PFV |
| AHA2490ZXF | AH2490Z | CF09K6E-TF5 |
| AHA4518AXD | AH4518A | CS18K6E-PFV |
| AHA4518AXF | AH4518A | CS18K6E-TF5 |
| AHA4518AXG | AH4518A | CS18K6E-TFD |
| AHA4520EXD | AH4520E | RR17K1-PFV |
| AHA4520EXF | AH4520E | RR17K1-TFC |
| AHA4524EXD | AH4524E | CRD1-0200-PFV |
| AHA4524EXF | AH4524E | CRD1-0200-TF5 |
| AHA4525AXD | AH4525A | CS20K6E-PFV |
| AHA4525AXF | AH4525A | CS20K6E-TF5 |
| AHA4525AXG | AH4525A | CS20K6E-TFD |
| AHA4531EXD | AH4531E | CR34KQ-PFV |
| AHA4531EXF | AH4531E | CR34KQ-TF5 |
| AHA4540EXD | AH4540E | CR41KQ-PFV |
| AHA4540EXF | AH4540E | CR41KQ-TF5 |
| AHA7480AXD | AH7480A | CS14K6E-PFV |
| AHA7480AXF | AH7480A | CS14K6E-TF5 |
| AHA7511AXF | AH7511A | CS20K6E-TF5 |
| AHA7511AXF | AHA7513ZXF | CS20K6E-TF5 |
| AHA7511AXF | AH7513Z | CS20K6E-TF5 |
| AHA7513ZXD | AH7513Z | CS12K6E-PFV |
| AHA7513ZXD | AHA7515JXB | CS12K6E-PFV |
| AHA7513ZXD | AH7515J | CS12K6E-PFV |
| AHA7514AXD | AH7514A | CS27K3E-PFV |
| AHA7514AXF | AH7514A | CS27K3E-TF5 |
| AHA7521ZXD | AH7521Z | CS20K6E-PFV |
| AHA7521ZXD | AHA7524JXB | CS20K6E-PFV |
| AHA7521ZXD | AH7524J | CS20K6E-PFV |
| AHA7521ZXF | AH7521Z | CS20K6E-TF5 |
| AHA7521ZXF | AHA7524JXF | CS20K6E-TF5 |
| AHA7521ZXF | AH7524J | CS20K6E-TF5 |

| Tecumseh Model | Old Tecumseh Model | Copeland Replacement Model |
|---|---|---|
| AHB7511AXD | AH7511B | CS20K6E-PFV |
| AJ14 | | ART69C1-IAA |
| AJ16 | | ART82C1-CAA |
| AJ1P13 | | RR12K1-PFV |
| AJ1R12 | | RR12K1-PFV |
| AJ2416 | | ARE41C3-IAA |
| AJ2416B | | ARE41C3-IAA |
| AJ4 | | ART69C1-IAA |
| AJ4443A | | ARE37C3-IAA |
| AJ4461A | | ART51C1-IAA |
| AJ4461B | | ART51C1-IAA |
| AJ4492E | | RR81C2E-IAA |
| AJ4512A | | RR10K2E-CAA |
| AJ5470E | | ART69C1-IAA |
| AJ5471E | | ART69C1-IAA |
| AJ5478E | | ART69C1-IAA |
| AJ5512G | | RR12K1-PFV |
| AJ5513E | | RR12K1-PFV |
| AJ5513F | | RR12K1-PFV |
| AJ5514E | | RS70C1E-PFV |
| AJ5515E | | RS70C1E-PFV |
| AJ5515F | | RS70C1E-PFV |
| AJ5517E | | RR16K1-PFV |
| AJ5517G | | RR16K1-PFV |
| AJ5518E | | CRA1-0150-PFV |
| AJ8494 | | ART69C1-IAA |
| AJ8514E | | RR12K1-PFV |
| AJ8516E | | RS70C1E-PFV |
| AJ8520E | | CRA1-0150-PFV |
| AJA1420EXA | AJ1420E | No Replacement |
| AJA2419ZXA | AJ2419Z | AFT22C1E-IAA |
| AJA2425AXA | AJ2425A | AFJ23C1-IAA |
| AJA2425AXD | AJ2425A | RF18C2E-IAV |
| AJA2425ZXA | AJ2425Z | AFT26C1E-CFA |
| AJA2425ZXD | AJ2425Z | AFT26C1E-CFV |
| AJA4461AXA | AJ4461A | ART62C1-IAA |
| AJA4461AXD | AJ4461A | ART64C1E-IAV |
| AJA4492AXA | AJ4492A | ARJ84C1-IAA |
| AJA4492AXD | AJ4492A | ARJ84C1-IAV |
| AJA4492YXA | AJ4492YA | RR81C2E-IAA |
| AJA4492YXD | AJ4492Y | ARJ84C1E-IAV |
| AJA4512AXD | AJ4512A | ARJ11K1-CAV |
| AJA4512YXD | AJ4512Y | CS10K6E-PFV |
| AJA5517EXD | | CR16K6-PFV |
| AJA7441AXA | AJ7441A | RS40C2E-IAA |
| AJA7441AXD | AJ7441A | RS40C2E-IAV |
| AJA7461YXA | AJ7461Y | RS54C2E-IAA |
| AJA7461YXD | AJ7461Y | RS54C2E-IAV |
| AJA7494ZXD | AJ7494Z | CS10K6E-PFV |
| AJA9484EXD | AJ9484E | RS97C2E-CAV |

# Tecumseh to Copeland Quick Reference

| Tecumseh Model | Old Tecumseh Model | Copeland Replacement Model |
|---|---|---|
| AJB7465AXD | AJ7465B | CS14K6E-PFV |
| AJB7510JXD | AJ7510K | CS12K6E-PFV |
| AJC5519EXD | | CRB1-0175-PFV |
| AJK8494E | | ART82C1-CAA |
| AJR15 | | RR16K1-PFV |
| AJT15 | | CRA1-0150-PFV |
| AK5438E | | ART82C1-CAA |
| AK5470E | | ARE59C3-CAA |
| AK847SE | | ARE59C3-CAA |
| AK8483E | | ART69C1-IAA |
| AK8514E | | RR12K1-PFV |
| AK8515E | | RR12K1-PFV |
| AK9441 | | ARE27C3-IAA |
| AKA4460YXA | AK4460Y | ART62C1E-IAA |
| AKA4460YXD | AK4460Y | ART62C1E-IAV |
| AKA4476YXA | AK4476Y | ART64C1E-IAA |
| AKA4476YXD | AK4476Y | ART64C1E-IAV |
| AKA9427ZXA | AK9427Z | ASE24C3E-IAA |
| AKA9427ZXD | AK9427Z | ASE24C3E-IAV |
| AKA9428EXA | AK9428E | ARE59C3-CAA |
| AKA9428EXD | AK9428E | ARE59C3-CAV |
| AKA9434AXA | AK9434A | ART64C1E-IAA |
| AKA9438ZXA | AK9438Z | AST40C1E-IAA |
| AKA9438ZXD | AK9438Z | AST40C1E-IAV |
| AKA9441AXA | AK9441A | RS40C2E-IAA |
| AKA9442EXA | AK9442E | ART97C1-PAA |
| AKA9442EXD | AK9442E | ART97C1-PAV |
| AKA9451ZXA | AK9451Z | AST54C1E-IAA |
| AKA9451ZXD | AK9451Z | AST54C1E-CAV |
| AKA9455EXA | AK9455E | ART97C1-PAA |
| AKA9455EXD | AK9455E | RS64C2E-IAV |
| AKA9455ZXA | AK9455Z | AST54C1E-CAA |
| AKA9455ZXD | AK9455Z | AST54C1E-CAV |
| AKA9458JXA | AK9458J | RS64C2E-CAA |
| AKA9458JXD | AK9458J | RS64C2E-IAV |
| AKA9462EXD | AK9462E | RS64C2E-IAV |
| AKA9462ZXA | AK9462Z | RS64C2E-CAA |
| AKA9462ZXD | AK9462Z | RS64C2E-IAV |
| AKA9466JXA | AK9466J | RS80C2E-CAA |
| AKA9466JXD | AK9466J | RS80C2E-CAV |
| AKA9474JXD | AK9474J | RS86C2E-PFV |
| AP3311 | | ARE27C3-IAA |
| AP4111 | | ARE25C3-SAA |
| AP43 | | ARE27C3-IAA |
| AR43 | | ARE27C3-IAA |
| AT34 | | ARE27C3-IAA |
| AT3512 | | ARE41C3-IAA |
| AT3J12 | | AR41C3-IAA |
| AT43 | | ARE27C3-IAA |
| AT4C | | ARE25C3-SAA |

| Tecumseh Model | Old Tecumseh Model | Copeland Replacement Model |
|---|---|---|
| AU14 | | ART69C1-IAA |
| AU16 | | ART82C1-CAA |
| AU4 | | ART69C1-IAA |
| AUR13 | | RS70C1E-PFY |
| AV5532E | | CRF2-0250-PFV |
| AV5535E | | CR34KQ-PFV |
| AV5538E | | CR37KQ-PFV |
| AV5542E | | CR41KQ-PFV |
| AV5546E | | CR47KQ-PFV |
| AVA2490ZXN | | CF09K6E-PFV |
| AVA2490ZXT | | CF09K6E-TF5 |
| AVA2512ZXG | | CS33K3E-TFD |
| AVA2512ZXN | | CF12K6E-PFV |
| AVA2512ZXT | | CF12K6E-TF5 |
| AVA5532EXN | | CR33KQ-PFV |
| AVA5535EXN | | CR36KQ-PFV |
| AVA5535EXT | | CR36KQ-TF5 |
| AVA5538EXG | | CR37KQ-TFD |
| AVA5538EXN | | CR37KQ-PFV |
| AVA5538EXT | | CR37KQ-TF5 |
| AVA5542EXG | | CR41KQ-TFD |
| AVA5542EXN | | CR41KQ-PFV |
| AVA5542EXT | | CR41KQ-TF5 |
| AVA5546EXG | | CR47KQ-TFD |
| AVA5546EXN | | CR47KQ-PFV |
| AVA5546EXT | | CR47KQ-TF5 |
| AVA7524ZXT | | CS27K3E-TF5 |
| AVD5558EXG | | CRN5-0500-TFD |
| AVD5558EXN | | CRN5-0500-PFV |
| AVD5558EXT | | CRN5-0500-TF5 |
| AW5517 | | CRA1-0150-PFV |
| AW5519 | | CRB1-0175-PFV |
| AW5520 | | CRB1-0175-PFV |
| AW5522 | | CRC1-0175-PFV |
| AW5524 | | CRD1-0200-PFV |
| AW5528 | | CRF2-0250-PFV |
| AW5530 | | CRF2-0250-PFV |
| AW5532 | | CR33KQ-PFV |
| AWA2440ZXA | | No Replacement |
| AWA2440ZXD | | AFJ37C1E-CFV |
| AWA2440ZXT | | CF04K6E-TF5 |
| AWA2460ZXD | | CF06K6E-PFV |
| AWA2460ZXT | | CF06K6E-TF5 |
| AWA7512ZXD | | CS12K6E-PFV |
| AWA7512ZXT | | CS12K6E-TF5 |
| AWA7515ZXD | | CS14K6E-PFV |
| AWF5524EXG | | CRD1-0200-TFD |
| AWF5524EXT | | CRD1-0200-TF5 |
| AWF5530EXG | | CRF1-0250-TFD |
| AWF5530EXT | | CRF1-0250-TF5 |

# Copeland brand products Tecumseh to Copeland Quick Reference

| Tecumseh Model | Old Tecumseh Model | Copeland Replacement Model |
|---|---|---|
| AWG4520EXN | | CRC1-0175-PFV |
| AWG4524EXN | | CRD1-0200-PFV |
| AWG5519EXN | | CRB1-0175-PFV |
| AWG5520EXT | | CRC1-0175-TF5 |
| AWG5524EXN | | CRD1-0200-PFV |
| AWG5524EXT | | CRD1-0200-TF5 |
| AWG5528EXN | | CRE2-0225-PFV |
| AWG5530EXN | | CRF2-0250-PFV |
| B02A | | CRD1-0200-PFV |
| B02B | | CRE2-0225-PFV |
| B1516 | | RR12KQ-PFV |
| B1616 | | RS70C1E-PFV |
| B1T16 | | RR10K2E-CAA |
| B21T18 | | CRC1-0175-PFV |
| B21U18 | | CRD1-0200-PFV |
| B2513 | | ART51C1-IAA |
| B2516 | | RS40C2E-IAA |
| B32P16 | | CRA1-0150-PFV |
| B74P18 | | CRA1-0150-PFV |
| B74T16 | | CRB1-0175-PFV |
| B7616 | | RR81C2E-IAA |
| B8413 | | ART69C1-IAA |
| BB5512E | | RR12K1PFV |
| C14 | | ARE37C3-IAA |
| C2513 | | ART51C1-IAA |
| C2516 | | RS40C2E-IAA |
| C3311 | | ARE27C3-IAA |
| C34 | | ARE27C3-IAA |
| C3N16 | | ARE41C3-IAA |
| C41 | | ARE25C3-SAA |
| C4111 | | ARE25C3-SAA |
| C43 | | ARE27C3-IAA |
| C4414 | | ARE25C3-SAA |
| C4416 | | ARE27C3-IAA |
| C4C | | ARE25C3-SAA |
| C4J34 | | ARE37C3-IAA |
| C5540E | | CR37KQ-PFV |
| C7616 | | RR81C2E-IAA |
| C7P16 | | RS54C2E-IAA |
| CAJ2612 | | ART51C1-IAA |
| CAJ2P | | ART51C1-IAA |
| CAJR13 | | RR81C2E-IAA |

| Tecumseh Model | Old Tecumseh Model | Copeland Replacement Model |
|---|---|---|
| CAT3512 | | ARE41C3-IAA |
| CAT3J12 | | ARE41C3-IAA |
| CL26X12 | | CRF2-0250-PFV |
| CL31Y14 | | CR37KQ-PFV |
| CL32ZA14 | | CR37KQ-PFV |
| CL36ZC14 | | CR41KQ-PFV |
| CL41ZA17 | | CR47KQ-PFV |
| CL51ZH17 | | CRP5-0450-PFV |
| CL5538E | | CR37KQ-PFV |
| CL5544G | | CR41KQ-PFV |
| CL5550E | | CR47KQ-PFV |
| CL5562E | | CRP5-0450-PFV |
| JA150 | | CRA1-0150-PFV |
| JE300 | | CR34KQ-PFV |
| PFB400 | | CR47KQ-PFV |
| PFB403 | | CR47KQ-PFV |
| PFB500 | | CRN5-0500-PFV |
| PFB503 | | CRN5-0500-PFV |
| PJE300 | | CR37KQ-PFV |
| RK5480 | | ART82C1-CAA |
| RK5513 | | RR12K1-PFV |
| RK5515 | | RR14K1-PFV |
| RK5518 | | CRA1-0150-PFV |
| S1N14 | | ARE37C3-IAA |
| S2S16 | | ART51C1-IAA |
| S3N16 | | ARE41C3-IAA |
| S4414 | | ARE25C3-SAA |
| S4416 | | ARE27C3-IAA |
| S7N16 | | ART69C1-IAA |
| S7R16 | | ART82C1-CAA |
| | | |
| | | |
| | | |
| | | |
| | | |
| | | |
| | | |
| | | |
| | | |
| | | |
| | | |

# Copeland brand products Bristol to Copeland Quick Reference

| Bristol Model | New Bristol Model | Copeland Replacement Model |
|---|---|---|
| H10A253BBC* | | CS20K6E-PFV |
| H10B103BBC* | | ARJ84C1-IAV |
| H10B123BBC* | | ARJ11K1E-IAV |
| H10B183BBC* | | CS14K6E-PFV |
| H10B612EBA* | | ART51C1-IAA |
| H10B612EBC* | | ART51C1-IAV |
| H10H302* | | ARE27C3E-IAA |
| H10H382* | | ARE27C3-IAA |
| H13A253BBC* | | CS20K6E-PFV |
| H13A343BBC* | | CS27K3E-PFV |
| H13A393BBC* | | CS33K3E-PFV |
| H13A393DBE* | | CS33K3E-TFD |
| H13A393DBL* | | CS33K3E-TF5 |
| H1NB113ABA* | | ARJ84C1-IAA |
| H20A303* | | CRF2-0250-PFV |
| H20A323* | | CRF2-0250-PFV |
| H20A343* | | CR33KQ-PFV |
| H20A353* | | CR34KQ-PFV |
| H20A403* | | CR37KQ-PFV |
| H20B153ABC* | | CR16K6-PFV |
| H20B173ABC* | | CR16K6-PFV |
| H20B193ABC* | | CRA1-0150-PFV |
| H20B203ABC* | | CRB1-0175-PFV |
| H20B213* | | CRB1-0175-PFV |
| H20B223* | | CRC1-0175-PFV |
| H20B243ABC* | | CRC1-0175-PFV |
| H20B263* | | CRD1-0200-PFV |
| H20B283ABC* | | CRE2-0225-PFV |
| H20B293* | | CRE2-0225-PFV |
| H20B313* | | CRF2-0250-PFV |
| H20C233ABC* | | CRC1-0175-PFV |
| H20C303ABC* | | CRF2-0250-PFV |
| H20C343ABC* | | CR34KQ-PFV |
| H20C343DBE* | | CR34KQ-TFD |
| H20C343DBL* | | CR34KQ-TF5 |
| H20C373ABC* | | CR37KQ-PFV |
| H20C373DBE* | | CR37KQ-TFD |
| H20C373DBL* | | CR37KQ-TF5 |
| H20C403ABC* | | CR41KQ-PFV |
| H20C403DBE* | | CR41KQ-TFD |
| H20C403DBL* | | CR41KQ-TF5 |
| H20C423ABC* | | CR41KQ-PFV |
| H20C423DBE* | | CR41KQ-TFD |
| H20C423DBL* | | CR41KQ-TF5 |
| H20C453* | | CR41KQ-PFV |
| H20C523* | | CR53KQ-PFV |
| H20R453ABC* | | CR47KQ-PFV |
| H20R453DBE* | | CR47KQ-TFD |
| H20R453DBL* | | CR47KQ-TF5 |

| Bristol Model | New Bristol Model | Copeland Replacement Model |
|---|---|---|
| H20R483ABC* | | CR47KQ-PFV |
| H20R483DBE* | | CR47KQ-TFD |
| H20R483DBL* | | CR47KQ-TF5 |
| H20R513ABC* | | CR47KQ-PFV |
| H20R583ABC* | | CRP5-0450-PFV |
| H20R583DBE* | | CRP5-0450-TFD |
| H20R583DBL* | | CRP5-0450-TF5 |
| H20R603ABC* | | CRN5-0500-PFV |
| H20R603DBE* | | CRP5-0450-TFD |
| H20R603DBL* | | CRP5-0450-TFS |
| H21A273* | | CRE2-0225-PFV |
| H21A293* | | CRE2-0225-PFV |
| H21A313ABC* | | CR33KQ-PFV |
| H21A313DBE* | | CR33KQ-TFD |
| H21A313DBL* | | CR33KQ-TF5 |
| H21A343ABC* | | CR34KQ-PFV |
| H21A343DBE* | | CR34KQ-TFD |
| H21A343DBL* | | CR34KQ-TF5 |
| H21A373ABC* | | CR37KQ-PFV |
| H21A373DBE* | | CR37KQ-TFD |
| H21A373DBL* | | CR37KQ-TF5 |
| H21A413ABC* | | CR41KQ-PFV |
| H21A413DBE* | | CR41KQ-TFD |
| H21A413DBL* | | CR41KQ-TF5 |
| H21A4693ABC* | | CR47KQ-PFV |
| H21A463DBE* | | CR47KQ-TFD |
| H21A463DBL* | | CR47KQ-TF5 |
| H21B133ABC* | | RR12K1-PFV |
| H21B153* | | RR14K1-PFV |
| H21B173* | | CRA1-0150-PFV |
| H21B193* | | CRA1-0150-PFV |
| H21B203* | | CRB1-0175-PFV |
| H21B223ABC* | | CRB1-0175-PFV |
| H21B243* | | CRD1-0200-PFV |
| H21B263ABC* | | CRE2-0225-PFV |
| H21B273* | | CRE2-0225-PFV |
| H21B283* | | CRE2-0225-PFV |
| H21B293* | | CRF2-0250-PFV |
| H21C463* | | CR47KQ-PFV |
| H21C533* | | CR47KQ-PFV |
| H21C613* | | CRP5-0450-PFV |
| H21C683* | | CRN5-0500-PFV |
| H21R453ABC* | | CR47KQ-PFV |
| H21R453DBE* | | CR47Q-TFD |
| H21R453DBL* | | CR47KQ-TF5 |
| H21R483CBC* | | CR47KQ-PFV |
| H21R483DBE* | | CR47KQ-TFD |
| H21R483DBL* | | CR47KQ-TF5 |
| H21R513DBE* | | CR47KQ-TFD |

* Designates any letter or number.

# Copeland brand products Bristol to Copeland Quick Reference

| Bristol Model | New Bristol Model | Copeland Replacement Model |
|---|---|---|
| H21R513DBL* | | CR47KQ-TF5 |
| H21R583CBC* | | CRP5-0450-PFV |
| H21R583DBE* | | CRP5-0450-TFD |
| H21R583DBL* | | CRP5-0450-TF5 |
| H21R603CBC* | | CRN5-0500-PFV |
| H21R603DBE* | | CRN5-0500-TFD |
| H21R603DBL* | | CRN5-0500-TF5 |
| H22A273* | | CRE2-0225-PFV |
| H22A293* | | CRF2-0250-PFV |
| H22A313* | | CRF2-0250-PFV |
| H22A353* | | CR34KQ-PFV |
| H22A383* | | CR37KQ-PFV |
| H22A423* | | CR41KQ-PFV |
| H22B153* | | RR14K1-PFV |
| H22B173* | | CRA1-0150-PFV |
| H22B193* | | CRA1-0150-PFV |
| H22B233* | | CRC1-0175-PFV |
| H22B253* | | CRD1-0200-PFV |
| H22C563* | | CR53KQPFV |
| H22C613* | | CRN5-0500-PFV |
| H23A263ABC* | | CRE2-0225-PFV |
| H23A263DBE* | | CRE1-0225-TFD |
| H23A263DBL* | | CRE1-0225-TFS |
| H23A283ABC* | | CRE2-0225-PFV |
| H23A303ABC* | | CRF2-0250-PFV |
| H23A303DBE* | | CRF1-0250-TFD |
| H23A303DBL* | | CRF1-0250-TF5 |
| H23A323ABC* | | CR33KQ-PFV |
| H23A323DBE* | | CR33KQ-TFD |
| H23A323DBL* | | CR33KQ-TF5 |
| H23A353ABC* | | CR34KQ-PFV |
| H23A353DBE* | | CR34KQ-TFD |
| H23A353DBL* | | CR34KQ-TF5 |
| H23A35QABC* | | CR34KQ-PFV |
| H23A35QDBE* | | CR34KQ-TFD |
| H23A35QDBL* | | CR34KQ-TF5 |
| H23A36QABC* | | CR37KQ-PFV |
| H23A383ABC* | | CR37KQ-PFV |
| H23A383DBE* | | CR37KQ-TFD |
| H23A383DBL* | | CR37KQ-TF5 |
| H23A38QDBE* | | CR37KQ-TFD |
| H23A38QDBL* | | CR37KQ-TF5 |
| H23A423ABC* | | CR41KQ-PFV |
| H23A423DBE* | | CR41KQ-TFD |
| H23A423DBL* | | CR41KQ-TF5 |
| H23A42QABC* | | CR41KQ-PFV |
| H23A42QDBE* | | CR41KQ-TFD |
| H23A42QDBL* | | CR41KQ-TF5 |
| H23A463ABC* | | CR47KQ-PFV |

| Bristol Model | New Bristol Model | Copeland Replacement Model |
|---|---|---|
| H23A463DBE* | | CR47KQ-TFD |
| H23A463DBL* | | CR47KQ-TF5 |
| H23A46QABC* | | CR47KQ-PFV |
| H23A46QDBE* | | CR47KQ-TFD |
| H23A46QDBL* | | CR47KQ-TF5 |
| H23A503ABC* | | CR47KQ-PFV |
| H23A503DBE* | | CR47KQ-TFD |
| H23A503DBL* | | CR47KQ-TF5 |
| H23A50QABC* | | CR53KQ-PFV |
| H23A50QDBE* | | CR47KQ-TFD |
| H23A50QDBL* | | CR47KQ-TF5 |
| H23A543ABC* | | CR53KQ-PFV |
| H23A543DBE* | | CR53KQ-TFD |
| H23A543DBL* | | CR53KQ-TF5 |
| H23A54QDBE* | | CR53KQ-TFD |
| H23A54QDBL* | | CR53KQ-TF5 |
| H23A563DBE* | | CRT5-0450-TFD |
| H23A563DBL* | | CRT5-0450-TF5 |
| H23A56QDBE* | | CRT5-0450-TFD |
| H23A56QDBL* | | CRT5-0450-TF5 |
| H23A623ABC* | | CRN5-0500-PFV |
| H23A623DBE* | | CRN5-0500-TFD |
| H23A623DBL* | | CRN5-0500-TF5 |
| H23A62QABC* | | CRN5-0500-PFV |
| H23A62QDBE* | | CRP5-0450-TFD |
| H23A62QDBL* | | CRP5-0450-TF5 |
| H23B153ABC* | | CR16K6-PFV |
| H23B15QABC8 | | CR16K6-PFV |
| H23B15SABC* | | CR16K6-PFV |
| H23B16SABC* | | CR16K6-PFV |
| H23B173ABC* | | CR16K6-PFV |
| H23B17QABC* | | CR16K6-PFV |
| H23B17SABC* | | CR16K6-PFV |
| H23B18SABC* | | CRA1-0150-PFV |
| H23B193ABC* | | CRA1-0150-PFV |
| H23B19QABC* | | CRA1-0150-PFV |
| H23B203ABC* | | CRB1-0175-PFV |
| H23B20QABC* | | CRB1-0175-PFV |
| H23B20QDBL* | | CRC1-0175-TF5 |
| H23B20SABC* | | CRB1-0175-PFV |
| H23B223ABC* | | CRC1-0175-PFV |
| H23B223DBL* | | CRC1-0175-TF5 |
| H23B22QABC* | | CRC1-0175-PFV |
| H23B22QDBL* | | CRC1-0175-TF5 |
| H23B22SABC* | | CRC1-0175-PFV |
| H23B243ABC* | | CRD1-0200-PFV |
| H23B24QABC* | | CRD1-0200-PFV |
| H23B24QDBE* | | CRD1-0200-TFD |
| H23B24QDBL* | | CRD1-0200-TF5 |

* Designates any letter or number.

# Copeland brand products Bristol to Copeland Quick Reference

| Bristol Model | New Bristol Model | Copeland Replacement Model |
|---|---|---|
| H23B24SABC* | | CRD1-0200-PFV |
| H23B263ABC* | | CRE2-0225-PFV |
| H23B26QABC* | | CRE2-0225-PFV |
| H23B26QDBE* | | CRE1-0225-TFD |
| H23B26QDBL* | | CRE1-0225-TF5 |
| H23B26SABC* | | CRE2-0225-PFV |
| H23B283ABC* | | CRF2-0250-PFV |
| H23B283DBE* | | CRF1-0250-TFD |
| H23B283DBL* | | CRF1-0250-TF5 |
| H23B28QABC* | | CRF2-0250-PFV |
| H23B28QDBE* | | CRE1-0225-TFD |
| H23B28QDBL* | | CRE1-0225-TF5 |
| H23B28SABC* | | CRF2-0250-PFV |
| H23B303ABC* | | CRF2-0250-PFV |
| H23B30QABC* | | CRF2-0250-PFV |
| H23B30QDBE* | | CRF1-0250-TFD |
| H23B30QDBL* | | CRF1-0250-TF5 |
| H23B30SABC* | | CRF2-0250-PFV |
| H23B323ABC* | | CR33KQ-PFV |
| H23B323DBE* | | CR33KQ-TFD |
| H23B323DBL* | | CR33KQ-TF5 |
| H23B32QABC* | | CR33KQ-PFV |
| H23B32QDBE* | | CR33KQ-TFD |
| H23B32QDBL* | | CR33KQ-TF5 |
| H23B32SABC* | | CR33KQ-PFV |
| H23B33SABC* | | CR33KQ-PFV |
| H23B35QDBE* | | CR34KQ-TFD |
| H23B35QDBL* | | CR34KQ-TF5 |
| H23B35SABC* | | CR34KQ-PFV |
| H24A383ABC* | | CR41KQ-PFV |
| H24A383DBE* | | CR41KQ-TFD |
| H24A383DBL* | | CR41KQ-TF5 |
| H24A423ABC* | | CR41KQ-PFV |
| H24A423DBE* | | CR41KQ-TFD |
| H24A423DBL* | | CR41KQ-TF5 |
| H24B13QABC* | | RR12K1-PFV |
| H24B153ABC* | | CR16K6-PFV |
| H24B15QABC* | | CR16K6-PFV |
| H24B17QABC* | | CR16K6-PFV |
| H24B17QDBL* | | CRA1-0150-TF5 |
| H24B183ABC* | | CRA1-0150-PFV |
| H24B19QABC* | | CRB1-0175-PFV |
| H24B203ABC* | | CRB1-0175-PFV |
| H24B20QABC* | | CRB1-0175-PFV |
| H24B21QABC* | | CRB1-0175-PFV |
| H24B223ABC* | | CRC1-0175-PFV |
| H24B22QABC* | | CRC1-0175-PFV |
| H24B24QABC* | | CRC1-0175-PFV |
| H24B263ABC* | | CRE2-0225-PFV |

| Bristol Model | New Bristol Model | Copeland Replacement Model |
|---|---|---|
| H24B26QABC* | | CRE2-0225-PFV |
| H24B283ABC* | | CRF2-0250-PFV |
| H24B28QABC* | | CRE2-0225-PFV |
| H24B29QABC* | | CRF2-0250-PFV |
| H24B30QABC* | | CRF2-0250-PFV |
| H25A32QCBC* | | CR33KQ-PFV |
| H25A32QDBE* | | CR33KQ-TFD |
| H25A32QDBL* | | CR33KQ-TF5 |
| H25A35QCBC* | | CR34KQ-PFV |
| H25A35QDBE* | | CR34KQ-TFD |
| H25A35QDBL* | | CR34KQ-TF5 |
| H25A38QCBC* | | CR37KQ-PFV |
| H25A38QDBE* | | CR37KQ-TFD |
| H25A38QDBL* | | CR37KQ-TF5 |
| H25A42QCBC* | | CR41KQ-PFV |
| H25A42QDBE* | | CR41KQ-TFD |
| H25A42QDBL* | | CR41KQ-TF5 |
| H25A46QCBC* | | CR47KQ-PFV |
| H25A46QDBE* | | CR47KQ-TFD |
| H25A46QDBL* | | CR47KQ-TF5 |
| H25A50QCBC* | | CR47KQ-PFV |
| H25A50QDBE* | | CR47KQ-TFD |
| H25A50QDBL* | | CR47KQ-TF5 |
| H25A54QCBC* | | CR53KQ-PFV |
| H25A54QDBE* | | CR53KQ-TFD |
| H25A54QDBL* | | CR53KQ-TF5 |
| H25A563DBE* | | CRT5-0450-TFD |
| H25A563DBL* | | CRT5-0450-TF5 |
| H25A56QDBE* | | CRT5-0450-TFD |
| H25A56QDBL* | | CRT5-0450-TF5 |
| H25A62QCBC* | | CRN5-0500-PFV |
| H25A62QDBE* | | CRN5-0500-TFD |
| H25A62QDBL* | | CRN5-0500-TF5 |
| H25B15QABC* | | CR16K6-PFV |
| H25B17QABC* | | CR16K6-PFV |
| H25B18QABC* | | CRA1-0150-PFV |
| H25B20QABC* | | CRB1-0175-PFV |
| H25B22QABC* | | CRC1-0175-PFV |
| H25B22QDBL* | | CRC1-0175-TF5 |
| H25B24QABC* | | CRD1-0200-PFV |
| H25B24QDBE* | | CRD1-0200-TFD |
| H25B24QDBL* | | CRD1-0200-TF5 |
| H25B26QABC* | | CRE2-0225-PFV |
| H25B28QABC* | | CRF2-0250-PFV |
| H25B28QDBE* | | CRF1-0250-TFD |
| H25B28QDBL* | | CRF1-0250-TF5 |
| H25B30QABC | | CRF2-0250-PFV |
| H25B30QDBE* | | CRF1-0250-TFD |
| H25B30QDBL* | | CRF1-0250-TF5 |

* Designates any letter or number.

# Copeland brand products Bristol to Copeland Quick Reference

| Bristol Model | New Bristol Model | Copeland Replacement Model |
|---|---|---|
| H25B32QABC* | | CR33KQ-PFV |
| H25B32QDBE* | | CR33KQ-TFD |
| H25B32QDBL* | | CR33KQ-TF5 |
| H25B35QABC* | | CR36KQ-PFV |
| H25B35QDBE* | | CR34KQ-TFD |
| H25B35QDBL* | | CR34KQ-TF5 |
| H26A32QCBC* | | CRF2-0250-PFV |
| H26A32QDBE* | | CR33KQ-TFD |
| H26A32QDBL* | | CR33KQ-TF5 |
| H26A35QCBC* | | CR36KQ-PFV |
| H26A35QDBE* | | CR36KQ-TFD |
| H26A35QDBL* | | CR36KQ-TF5 |
| H26A38QCBC* | | CR37KQ-PFV |
| H26A38QDBE* | | CR37KQ-TFD |
| H26A38QDBL* | | CR37KQ-TF5 |
| H26A42QCBC* | | CR41KQ-PFV |
| H26A42QDBE* | | CR41KQ-TFD |
| H26A42QDBL* | | CR41KQ-TF5 |
| H26A46QDBE* | | CR47KQ-TFD |
| H26A46QDBL* | | CR47KQ-TF5 |
| H26A50QCBC* | | CR47KQ-PFV |
| H26A50QDBE* | | CR47KQ-TFD |
| H26A50QDBL* | | CR47KQ-TF5 |
| H26A54QDBE* | | CR53KQ-TFD |
| H26A54QDBL* | | CR53KQ-TF5 |
| H26A56QDBE* | | CRT5-0450-TFD |
| H26A56QDBL* | | CRT5-0450-TF5 |
| H26A62QDBE* | | CRN5-0500-TFD |
| H26A62QDBL* | | CRN5-0500-TF5 |
| H26B15QCBC* | | CR16K6-PFV |
| H26B17QCBC* | | CR16K6-PFV |
| H26B18QCBC* | | CRA1-0150-PFV |
| H26B20QCBC* | | CRB1-0175-PFV |
| H26B22QCBC* | | CRC1-0175-PFV |
| H26B24QCBC* | | CRD1-0200-PFV |
| H26B26QCBC* | | CRE2-0225-PFV |
| H26B28QCBC* | | CRF2-0250-PFV |
| H26B28QCBC* | | CRF2-0250-PFV |
| H26B30QCBC* | | CRF2-0250-PFV |
| H27A28QCBC* | | CRF2-0250-PFV |
| H27A32QCBC* | | CR33KQ-PFV |
| H27A32QDBE* | | CR33KQ-TFD |
| H27A32QDBL* | | CR33KQ-TF5 |
| H27A35QCBC* | | CR36KQ-PFV |
| H27A35QDBE* | | CR36KQ-TFD |
| H27A35QDBL* | | CR36KQ-TF5 |
| H27A38QCBC* | | CR37KQ-PFV |
| H27A38QDBE* | | CR37KQ-TFD |
| H27A38QDBL* | | CR37KQ-TF5 |

| Bristol Model | New Bristol Model | Copeland Replacement Model |
|---|---|---|
| H27A42QCBC* | | CR41KQ-PFV |
| H27A42QDBE* | | CR41KQ-TFD |
| H27A42QDBL* | | CR41KQ-TF5 |
| H27A46QCBC* | | CR47KQ-PFV |
| H27A46QDBE* | | CR47KQ-TFD |
| H27A46QDBL* | | CR47KQ-TF5 |
| H27A50QCBC* | | CR47KQ-PFV |
| H27A50QDBE* | | CR47KQ-TFD |
| H27A50QDBL* | | CR47KQ-TF5 |
| H27A54QCBC* | | CR53KQ-PFV |
| H27A54QDBE* | | CR53KQ-TFD |
| H27A54QDBL* | | CR53KQ-TF5 |
| H27A56QCBC* | | CRP5-0450-PFV |
| H27A56QDBE* | | CRP5-0450-TFD |
| H27A56QDBL* | | CRP5-0450-TF5 |
| H27A62QCBC* | | CRN5-0500-PFV |
| H27A62QDBE* | | CRN5-0500-TFD |
| H27A62QDBL* | | CRN5-0500-TF5 |
| H27B15QCBC* | | CR16K6-PFV |
| H27B17QCBC* | | CRA1-0150-PFV |
| H27B18QCBC* | | CRA1-0150-PFV |
| H27B20QCBC* | | CRC1-0175-PFV |
| H27B22QCBC* | | CRC1-0175-PFV |
| H27B24QCBC* | | CRD1-0200-PFV |
| H27B26QCBC* | | CRE2-0225-PFV |
| H27B30QCBC* | | CRF2-0250-PFV |
| H27B32QCBC* | | CR33KQ-PFV |
| H27B35QCBC* | | CR34KQ-PFV |
| H29B15UABC* | | CR16K6-PFV |
| H29B16UABC* | | CR16K6-PFV |
| H29B17UABC* | | CR16K6-PFV |
| H29B18UABC* | | CRA1-0150-PFV |
| H29B20UABC* | | CRB1-0175-PFV |
| H29B22UABC* | | CRC1-0175-PFV |
| H29B22UDBL* | | CRC1-0175-TF5 |
| H29B24UABC* | | CRD1-0200-PFV |
| H29B24UDBE* | | CRD1-0200-TFD |
| H29B24UDBL* | | CRD1-0200-TF5 |
| H29B26UABC* | | CRE2-0225-PFV |
| H29B26UDBE* | | CRE1-0225-TFD |
| H29B26UDBL* | | CRE1-0225-TF5 |
| H29B28UABC* | | CRF2-0250-PFV |
| H29B28UDBE* | | CRE1-0225-TFD |
| H29B28UDBL* | | CRE1-0225-TF5 |
| H29B30UABC* | | CRF2-0250-PFV |
| H29B30UDBE* | | CRF1-0250-TFD |
| H29B30UDBL* | | CRF1-0250-TF5 |
| H29B32UABC* | | CR33KQ-PFV |
| H29B32UDBE* | | CR33KQ-TFD |

* Designates any letter or number.

# Copeland brand products Bristol to Copeland Quick Reference

| Bristol Model | New Bristol Model | Copeland Replacement Model |
|---|---|---|
| H29B32UDBL* | | CR33KQ-TF5 |
| H29B33UABC* | | CR33KQ-PFV |
| H29B33UDBE* | | CR33KQ-TFD |
| H29B33UDBL* | | CR33KQ-TF5 |
| H29B35UABC* | | CR36KQ-PFV |
| H29B35UDBE* | | CR34KQ-TFD |
| H29B35UDBL* | | CR34KQ-TF5 |
| H2EA193* | | CRA1-0150-PFV |
| H2EA223* | | CRB1-0175-PFV |
| H2EA253* | | CRD1-0200-PFV |
| H2EA293* | | CRE2-0225-PFV |
| H2EA333* | | CR33KQ-PFV |
| H2EA363* | | CR34KQ-PFV |
| H2EA413* | | CR41KQ-PFV |
| H2EC483* | | CR47KQ-PFV |
| L10H112* | | ARE27C3-SAA |
| L10H132* | | ARE37C3-IAA |
| L1NB262EBA* | | AFJ23C1-IAA |
| L51652DBD* | | CS18K6E-TF5 |
| L51652DBE* | | CS18K6E-TFD |
| L51B452BBC* | | CS12K6E-PFV |
| L51B562BBC* | | CS14K6E-PFV |
| L51B562DBE* | | CS14K6E-TFD |
| L51B562DBL* | | CS14K6E-TF5 |
| L51B652BBC* | | CS18K6E-PFV |
| L51B652DBD | | CS18K6E-TF5 |
| L51B652DBE* | | CS18K6E-TFD |
| L51B752BBC* | | CF06K6E-PFV |
| L51B752DBL* | | CF06K6E-TF5 |
| L53A113BBC* | | CF09K6E-PFV |
| L53A113DBE* | | CF09K6E-TFD |
| L53A113DBL* | | CF09K6E-TF5 |
| L61B452BBC* | | CS12K6E-PFV |
| L61B562DBE* | | CS14K6E-TFD |
| L61B562DBL* | | CS14K6E-TF5 |
| L61B652BBC* | | CS18K6E-PFV |
| L61B652DBD* | | CS18K6E-TF5 |
| L61B652DBE* | | CS18K6E-TFD |
| L61B752BBC* | | CF06K6E-PFV |
| L61B752DBL* | | CF06K6E-TF5 |
| L63A113BBC* | | CF09K63-PFV |
| L63A113DBE* | | CF09K6E-TFD |
| L63A113DBL* | | CF09K6E-TF5 |
| M10A153DBE* | | CS27K3E-TFD |
| M10A163BBC* | | CS33K3E-PFV |
| M10A163DBL* | | CS27K3E-TF5 |
| M13A113BBC* | | CS20K6E-PFV |
| M13A113DBL* | | CS20K6E-TF5 |
| M13A143BBC* | | CS27K3E-PFV |

| Bristol Model | New Bristol Model | Copeland Replacement Model |
|---|---|---|
| M13A163BBC* | | CS33K3E-PFV |
| M13A163BBC* | | CS33K3E-PFV |
| M13A163DBL* | | CS33K3E-TF5 |
| M1N802BBC* | | CS14K6E-PFV |
| M1NB642EBC* | | CS12K6E-PFV |
| M1NB802BBC* | | CS14K6E-PFV |
| M1NB922BBC* | | CS18K6E-PFV |
| M1NB922DBL* | | CS14K6E-TF5 |
| M50A273BBC* | | CS27K3E-PFV |
| M50A273DBD* | | CS27K3E-TF5 |
| M50B103BBC* | | CS12K6E-PFV |
| M51B163BBC* | | CS18K6E-PFV |
| M51B542BBA* | | RS55C2E-CAA |
| M51B872BBC* | | CS10K6E-PFV |
| M51B872DBL* | | CS10K6E-TF5 |
| M52B123BBC* | | CS14K6E-PFV |
| M52B143BBC* | | CS14K6E-PFV |
| M53A223BBC* | | CS27K3E-PFV |
| M53A27DBD* | | CS27K3E-TF5 |
| M53A27DBE* | | CS27K3E-TFD |
| M53A303BBC* | | CS33K3E-PFV |
| M53A303DBL* | | CS33K3E-TF5 |
| M53B103BBC* | | CS12K6E-PFV |
| M53B143BBC* | | CS14K6E-PFV |
| M53B143DBD* | | CS14K6E-TF5 |
| M53B163BBC* | | CS18K6E-PFV |
| M53B203BBC* | | CS20K6E-PFV |
| M53B203DBD* | | CS20K6E-TF5 |
| M53B982BBC* | | CS10K6E-PFV |
| M61B123BBC* | M51B123BBC* | CS14K6E-PFV |
| M61B123DBE* | M51B123DBE* | CS14K6E-TFD |
| M61B123DBL* | M51B123DBL* | CS14K6E-TF5 |
| M61B143BBC* | M51B143BBC* | CS18K6E-PFV |
| M61B143DBE* | M51B1543DBE* | CS14K6E-TFD |
| M61B143DBL* | M51B143DBL* | CS14K63-TF5 |
| M63A273BBC* | M53A273BBC* | CS27K3E-PFV |
| M63A273DBD* | M53A273DBD* | CS27K3E-TF5 |
| M63A273DBE* | M53A273DBE* | CS27K3E-TFD |
| M65972BBC* | | CS10K6E-PFV |
| M65B133BBC* | | CS14K6E-PFV |
| M65B163BBC* | | CS18K6E-PFV |
| M65B163DBE* | | CS18K6E-TFD |
| M65B163DBL* | | CS18K6E-TF5 |
| M65B203BBC* | | CS20K6E-PFV |
| M65B203DBL* | | CS20K6E-TF5 |
| M66A323BBC* | | CS33K3E-PFV |
| M66A323DBE* | | CS33K3E-TFD |
| M66A323DBL* | | CS33K3E-TF5 |
| | | |

* Designates any letter or number.

# A Compressors

## High Temperature



- Single cylinder 1/8 to 1 horsepower.
- R-12 and R-134a
- High and low starting torque.
- Relay and capacitor shipped with compressor
- Sweat stub tube for most models.
- Low sound, high reliability.
- Copeland replacement for J body.
- Excellent replacement for Tecumseh AEA compressors.
- Applications: reach-ins, vending, lab equipment, small freezers, and M line condensing units.

### High Temperature

| Model Number | BTU | Dimensions (In.) | | | Weight (Lbs.) | Refrig. | Suction | Discharge | Oil Type | Displacement | 4 Year Warranty Extension |
|---|---|---|---|---|---|---|---|---|---|---|---|
| | | L | W | H | | | | | | | |
| ARE40C4-IAA-959 | 3620 | 10.50 | 6.40 | 7.88 | 24.3 | R-12 | 3/8 Stub | 1/4 Stub | AB | 81.78 | 45.00 |
| ARE51C4-CAA-901 | 4600 | 10.50 | 6.40 | 8.12 | 22.9 | R-12 | 5/16 Stub | 1/4 Stub | AB | 59.75 | 60.00 |
| ARE51C4-CAA-959 | 4600 | 10.50 | 6.40 | 8.12 | 22.9 | R-12 | 3/8 Stub | 1/4 Stub | AB | 59.75 | 70.00 |
| ASE20C4-IAA-959 | 3690 | 10.50 | 6.40 | 7.38 | 22.9 | R-22 | 5/16 Stub | 1/4 Stub | AB | 53.99 | 50.00 |
| ASE20C4-IAA-901 | 3690 | 10.50 | 6.40 | 7.38 | 22.9 | R-22 | 5/16 Stub | 1/4 Stub | AB | 53.99 | 50.00 |
| ASE26C4-IAA-959 | 4390 | 10.50 | 6.40 | 7.88 | 24.3 | R-22 | 5/16 Stub | 1/4 Stub | AB | 65.21 | 60.00 |
| ASE35C4-CAA-959 | 5700 | 10.50 | 6.40 | 8.12 | 25.6 | R-22 | 5/16 Stub | 1/4 Stub | AB | 89.90 | 85.00 |
| ASE35C4-CAA-901 | 5700 | 10.50 | 6.40 | 8.12 | 25.6 | R-22 | 5/16 Stub | 1/4 Stub | AB | 89.90 | 85.00 |
| ARE25C3E-IAA-901 | 2370 | 10.50 | 6.40 | 7.40 | 25.0 | R-134a | 5/16 Stub | 1/4 Stub | POE | 59.40 | 50.00 |
| ARE27C3E-IAA-959 | 2760 | 10.50 | 6.40 | 7.40 | 26.0 | R-134a | 3/8 Stub | 1/4 Stub | POE | 65.10 | 60.00 |
| ARE27C3E-IAA-901 | 2760 | 10.50 | 6.40 | 7.40 | 26.0 | R-134a | 5/16 Stub | 1/4 Stub | POE | 65.10 | 50.00 |
| ARE37C3E-IAA-959 | 3730 | 10.50 | 6.40 | 7.40 | 26.0 | R-134a | 3/8 Stub | 1/4 Stub | POE | 89.90 | 50.00 |
| ARE37C3E-IAA-901 | 3730 | 10.50 | 6.40 | 7.40 | 26.0 | R-134a | 5/16 Stub | 1/4 Stub | POE | 89.90 | 50.00 |
| ARE41C3E-IAA-959 | 4250 | 10.50 | 6.40 | 7.90 | 27.0 | R-134a | 3/8 Stub | 1/4 Stub | POE | 100.38 | 50.00 |
| ARE41C3E-IAA-901 | 4250 | 10.50 | 6.40 | 7.90 | 27.0 | R-134a | 5/16 Stub | 1/4 Stub | POE | 100.38 | 50.00 |
| ARE51C4E-CAA-959 | 5220 | 10.50 | 6.40 | 8.12 | 25.6 | R-134a | 3/8 Stub | 1/4 Stub | POE | 149.75 | 100.00 |

| STD PKG | U/M | BERCOR NUMBER | DESCRIPTION | PC-1 1-2 | PC-2 3-4 | PC-3 5 |
|---|---|---|---|---|---|---|
| 1 | EA | 97147 | ARE40C4-IAA-959 3620 BTU 115-1 R12 HT SWEAT COMPRESSOR | | | |
| 1 | EA | 97148 | ARE51C4-CAA-901 4600 BTU 115-1 R12 HT SWEAT COMPRESSOR | | | |
| 1 | EA | 97149 | ARE51C4-CAA-959 4600 BTU 115-1 R12 HT SWEAT COMPRESSOR | | | |
| 1 | EA | 97166 | ASE20C4-IAA-959 3690 BTU 115-1 R22 HT SWEAT COMPRESSOR | | | |
| 1 | EA | 97165 | ASE20C4-IAA-901 3690 BTU 115-1 R22 HT SWEAT COMPRESSOR | | | |
| 1 | EA | 97167 | ASE26C4-IAA-959 4390 BTU 115-1 R22 HT SWEAT COMPRESSOR | | | |
| 1 | EA | 97169 | ASE35C4-CAA-959 5700 BTU 115-1 R22 HT SWEAT COMPRESSOR | | | |
| 1 | EA | 97168 | ASE35C4-CAA-901 5700 BTU 115-1 R22 HT SWEAT COMPRESSOR | | | |
| 1 | EA | 97557 | ARE25C3E-IAA-901 2370 BTU 115-1 R134 HT SWEAT COMPRESSOR | | | |
| 1 | EA | 97097 | ARE27C3E-IAA-959 2760 BTU 115-1 R134A HT COMPRESSOR | | | |
| 1 | EA | 97096 | ARE27C3E-IAA-901 2760 BTU 115-1 R134A HT SWEAT COMPRESSOR | | | |
| 1 | EA | 97103 | ARE37C3E-IAA-959 3730 BTU 115-1 R134A HT COMPRESSOR | | | |
| 1 | EA | 97101 | ARE37C3E-IAA-901 3730 BTU 115-1 R134A HT SWEAT COMPRESSOR | | | |
| 1 | EA | 97121 | ARE41C3E-IAA-959 4250 BTU 115-1 R134A HT COMPRESSOR | | | |
| 1 | EA | 97120 | ARE41C3E-IAA-901 4250 BTU 115-1 R134A HT SWEAT COMPRESSOR | | | |
| 1 | EA | 97163 | ARE51C4E-CAA-959 5220 BTU 115-1 R134A HT COMPRESSOR | | | |

# A Compressors

## Medium Temperature



- Single cylinder 1/8 to 1 horsepower.
- R-134a and R-404A
- High and low starting torque.
- Relay and capacitor shipped with compressor
- Sweat stub tube for most models.
- Low sound, high reliability
- Copeland replacement for J body.
- Excellent replacement for Tecumseh AEA compressors.
- Applications: reach-ins, vending, lab equipment, small freezers, and M line condensing units.

### Medium Temperature

| Model Number | BTU | Dimensions (In.) | | | Weight (Lbs.) | Suction | Discharge | Refrig | Oil Type | Displacement | 4 Year Warranty Extension |
|---|---|---|---|---|---|---|---|---|---|---|---|
| | | L | W | H | | | | | | | |
| AFE10C3E-IAA-901 | 936 | 10.50 | 6.40 | 7.90 | 26.9 | R-134a | 5/16 Stub | 1/4 Stub | POE | 89.90 | 50.00 |
| AFE11C3E-IAA-901 | 984 | 10.50 | 6.40 | 7.40 | 25.7 | R-404A | 5/16 Stub | 1/4 Stub | POE | 65.10 | 60.00 |
| AFE12C4E-IAA-959 | 1325 | 10.50 | 6.40 | 8.12 | 30.0 | R-134a | 3/8 Stub | 1/4 Stub | POE | 124.64 | 85.00 |
| AFE13C3E-IAA-901 | 1450 | 10.50 | 6.40 | 7.90 | 27.0 | R-404A | 5/16 Stub | 1/4 Stub | POE | 89.90 | 60.00 |
| AFT18C1E-IAA-901 | 1610 | 11.40 | 6.63 | 8.70 | 37.0 | R-404A | 3/8 Stub | 1/4 Stub | POE | 107.93 | 85.00 |
| AFE17C4E-IAA-901 | 1700 | 10.50 | 6.40 | 8.12 | 25.6 | R-404A | 5/16 Stub | 1/4 Stub | POE | 89.90 | 85.00 |
| ASE24C3E-IAA-901 | 2290 | 10.50 | 6.40 | 7.40 | 25.5 | R-404A | 5/16 Stub | 1/4 Stub | POE | 65.10 | 50.00 |
| ASE32C3E-CAA-901 | 3330 | 10.50 | 6.40 | 8.10 | 31.0 | R-404A | 5/16 Stub | 1/4 Stub | POE | 89.90 | 85.00 |

| STD PKG | U/M | BERCOR NUMBER | DESCRIPTION | PC-1 1-2 | PC-2 3-4 | PC-3 5 |
|---|---|---|---|---|---|---|
| 1 | EA | 97092 | AFE10C3E-IAA-901 936 BTU 115-1 R134A EMT COMPRESSOR | | | |
| 1 | EA | 97117 | AFE11C3E-IAA-901 984 BTU 115-1 R404A LT SWEAT COMPRESSOR | | | |
| 1 | EA | 97141 | AFE12C4E-IAA-901 1325 BTU 115-1 R134A EMT COMPRESSOR | | | |
| 1 | EA | 97094 | AFE13C3E-IAA-901 1450 BTU 115-1 R404A LT SWEAT COMPRESSOR | | | |
| 1 | EA | 97102 | AFT18C1E-IAA-901 1610 BTU 115-1 R404A EMT SWEAT COMPRESSOR | | | |
| 1 | EA | 97142 | AFE17C4E-IAA-901 1700 BTU 115-1 R404A EMT SWEAT COMPRESSOR | | | |
| 1 | EA | 97139 | ASE24C3E-IAA-901 2290 BTU 115-1 R404A MT COMPRESSOR | | | |
| 1 | EA | 97140 | ASE32C3E-CAA-901 3330 BTU 115-1 R404A MT COMPRESSOR | | | |

# R Compressors

## High Temperature



- Single cylinder
- 1/2 to 1-1/2 horsepower
- R-12, R-22, R-134a, R-404A
- High temperature applications
- High starting torque
- 230 and 115 volt single phase applications
- Some 230 volt 3 phase models
- Stub tube and rotalock suction models
- Electrical components shipped with compressor
- For ice machines, reach-ins, walk-ins, lab equipment, and ice cream machines

| Model Number | BTU | Dimensions (In) | | | Wt (Lbs) | Suction | Discharge | Refrigerant | Oil | Displacement | 4 Year Wrty Ext |
|---|---|---|---|---|---|---|---|---|---|---|---|
| | | L | W | H | | | | | | | |
| RRT62C1-IAA-901 | 5460 | 10.3 | 7.1 | 8.2 | 36.4 | 3/8 Stub | 1/4 Stub | R-12 | AB | 129.13 | $85.00 |
| RRT62C1E-IAA-901 | 5600 | 10.3 | 7.1 | 8.2 | 36.4 | 3/8 Stub | 1/4 Stub | R-134A | POE | 129.13 | $100.00 |
| RST40C1-IAA-959 | 5930 | 10.3 | 7.1 | 8.7 | 36.8 | 1" Rotalock | 1/4 Stub | R-22 | AB | 93.21 | $100.00 |
| RST40C1-IAA-901 | 5930 | 10.3 | 7.1 | 8.7 | 36.8 | 3/8" Rotalock | 1/4 Stub | R-22 | AB | 93.21 | $85.00 |
| RRT64C1-IAA-959 | 6280 | 10.3 | 7.1 | 8.7 | 37.5 | 3/8 Stub | 1/4 Stub | R-12 | AB | 151.76 | $125.00 |
| RRT64C1E-IAA-959 | 6760 | 10.3 | 7.1 | 8.7 | 37.5 | 3/8 Stub | 1/4 Stub | R-134A | POE | 151.76 | $115.00 |
| RST55C1-CAV-959 | 8720 | 10.3 | 7.1 | 8.7 | 38 | 1" Rotalock | 1/4 Stub | R-22 | AB | 129.13 | $150.00 |
| RST55C1-CAA-959 | 8790 | 10.3 | 7.1 | 8.69 | 38 | 1" Rotalock | 1/4 Stub | R-22 | AB | 129.13 | $150.00 |
| RRT81C1E-PFA-959 | 9020 | 10.3 | 7.1 | 9.8 | 39.2 | 1/2 Stub | 3/8 Stub | R-134A | POE | 176.1 | $125.00 |
| RRT10K1E-PFV-959 | 10250 | 10.3 | 7.1 | 9.8 | 39.2 | 1/2 Stub | 3/8 Stub | R-134A | POE | 206.38 | $150.00 |
| RRT10K1E-PFA-959 | 10400 | 10.3 | 7.1 | 9.8 | 39.2 | 1/2 Stub | 3/8 Stub | R-134A | POE | 206.38 | $150.00 |
| RST10K1-PFV-901 | 10500 | 10.3 | 7.1 | 9.8 | 39.2 | 1/2 Stub | 3/8 Stub | R-22 | AB | 206.38 | $115.00 |
| RST64C1-CAV-959 | 11400 | 10.3 | 7.1 | 9.2 | 39.2 | 1" Rotalock | 1/4 Stub | R-22 | AB | 166.14 | $125.00 |
| RST80C1-PFV-901 | 13600 | 10.3 | 7.1 | 9.8 | 39.2 | 1/2 Stub | 3/8 Stub | R-22 | AB | 176.1 | $150.00 |
| RST97C1-PFV-901 | 15400 | 10.3 | 7.1 | 9.8 | 39.2 | 1/2 Stub | 3/8 Stub | R-22 | AB | 194.45 | $150.00 |
| RST10K1-TA5-959 | 15700 | 10.3 | 7.1 | 9.8 | 39.2 | 1/2 Stub | 3/8 Stub | R-22 | AB | 206.38 | $170.00 |

| STD PKG | U/M | BERCOR NUMBER | DESCRIPTION | PC-1 1-2 | PC-2 3-4 | PC-3 5 |
|---|---|---|---|---|---|---|
| 1 | EA | 97195 | RRT62C1-IAA-901 5460 BTU 115-1 R12 HT SWEAT COMPRESSOR | | | |
| 1 | EA | 97193 | RRT62C1E-IAA-901 5600 BTU 115-1 R134A HT SWEAT COMPRESSOR | | | |
| 1 | EA | 97369 | RST40C1-IAA-959 3450 BTU 115-1 R22 HT COMPRESSOR | | | |
| 1 | EA | 97192 | RST40C1-IAA-901 3450 BTU 115-1 R22 HT SWEAT COMPRESSOR | | | |
| 1 | EA | 97198 | RRT64C1-IAA-959 6280 BTU 115-1 R12 HT COMPRESSOR | | | |
| 1 | EA | 97196 | RRT64C1E-IAA-959 6760 BTU 115-1 R134A HT COMPRESSOR | | | |
| 1 | EA | 97379 | RST55C1-CAV-959 8720 BTU 230-1 R22 HT COMPRESSOR | | | |
| 1 | EA | 97377 | RST55C1-CAA-959 8790 BTU 115-1 R22 HT COMPRESSOR | | | |
| 1 | EA | 97199 | RRT81C1E-PFA-959 9020 BTU 115-1 R134A HT COMPRESSOR | | | |
| 1 | EA | 97194 | RRT10K1E-PFV-959 10,250 BTU 230-1 R134A HT COMPRESSOR | | | |
| 1 | EA | 97170 | RRT10K1E-PFA-959 10400 BTU 115-1 R134A HT COMPRESSOR | | | |
| 1 | EA | 97367 | RST10K1-PFV-901 10,500 BTU 230-1 R22 HT SWEAT COMPRESSOR | | | |
| 1 | EA | 97416 | RST64C1-CAV-959 11400 BTU 230-1 R22 HT SWEAT COMPRESSOR | | | |
| 1 | EA | 97484 | RST80C1-PFV-901 13,600 BTU 230-1 R22 HT COMPRESSOR | | | |
| 1 | EA | 97508 | RST97C1-PFV-901 15,400 BTU 230-1 R22 HT COMPRESSOR | | | |
| 1 | EA | 97368 | RST10K1-TA5-959 15,700 BTU 230-3 R22 HT COMPRESSOR | | | |

# R Compressors

## Medium and Extended Medium Temperature



- Single cylinder
- 1/2 to 1-1/2 horsepower
- R-12, R-22, R-134a, R-404A
- High temperature applications
- High starting torque
- 230 and 115 volt single phase applications
- Some 230 volt 3 phase models
- Stub tube and rotalock suction models
- Electrical components shipped with compressor
- For ice machines, reach-ins, walk-ins, lab equipment, and ice cream machines

| Model Number | BTU | Dimensions (In) | | | Wt (Lbs) | Suction | Discharge | Refrigerant | Oil | Displacement (ft^3/hr) | 4 Year Wrty Ext |
|---|---|---|---|---|---|---|---|---|---|---|---|
| | | L | W | H | | | | | | | |
| RST40C1E-CAA | 3660 | 10.3 | 7.1 | 8.7 | 36.8 | 3/8 Stub | 1/4 Stub | R-404 A | POE | 93.21 | $75.00 |
| RS43C2E-IAA-959 | 4040 | 11.12 | 6.62 | 10.38 | 51 | 1" Rotalock | 3/8 Stub | R-404A | POE | 112.78 | $125.00 |
| RST45C1E-1AA-959 | 4140 | 10.3 | 7.1 | 8.69 | 37.2 | 1" Rotalock | 1/4 Stub | R-404A | POE | 107.75 | $115.00 |
| RST45C1E-CAV | 4240 | 10.3 | 7.1 | 8.7 | 37.2 | 3/8 Stub | 1/4 Stub | R-404A | POE | 107.75 | $75.00 |
| RST55C1E-CAA | 5200 | 10.3 | 7.1 | 8.69 | 38 | 3/8 Stub | 1/4 Stub | R-404 A | POE | 129.13 | $78.00 |
| RST64C1E-IAV-959 | 6680 | 10.3 | 7.1 | 9.2 | 39.2 | 1" Rotalock | 1/4 Stub | R-404A | POE | 166.14 | $125.00 |
| RST64C1E-CFA-959 | 6680 | 10.3 | 7.1 | 9.2 | 39.2 | 1" Rotalock | 1/4 Stub | R-404A | POE | 166.14 | $150.00 |
| RST64C1E-CAV-959 | 6870 | 10.3 | 7.1 | 9.2 | 39.2 | 1" Rotalock | 1/4 Stub | R-404A | POE | 166.14 | $150.00 |
| RST70C1-PFV-959 | 7240 | 10.3 | 7.1 | 9.8 | 39.2 | 1/2 Stub | 3/8 Stub | R-22 | AB | 151.75 | $150.00 |
| RST70C1E-PFV | 7150 | 10.3 | 7.1 | 9.8 | 39.2 | 3/8 Stub | 3/8 Stub | R-404 A | POE | 151.75 | $78.00 |
| RST70C1E-TA5 | 6980 | 10.3 | 7.1 | 9.8 | 39.2 | 1/2 Stub | 3/8 Stub | R-404 A | POE | 151.75 | $90.00 |
| RST80C1E-PFV-959 | 8250 | 10.3 | 7.1 | 9.8 | 39.2 | 1/2 Stub | 3/8 Stub | R-404A | POE | 176.1 | $150.00 |
| RST97C1E-PFV-959 | 9460 | 10.3 | 7.1 | 9.8 | 39.2 | 1/2 Stub | 3/8 Stub | R-404A | POE | 194.45 | $170.00 |

| STD PKG | U/M | BERCOR NUMBER | DESCRIPTION | PC-1 1-2 | PC-2 3-4 | PC-3 5 |
|---|---|---|---|---|---|---|
| 1 | EA | 97178 | RS43C2E-IAA-959 4040 BTU 115-1 R404A EMT COMPRESSOR | | | |
| 1 | EA | 97640 | RST40C1E-CAA-901 3660 BTU 115-1 R404 EMT SWEAT COMPRESSOR | | | |
| 1 | EA | 97376 | RST45C1E-IAA-959 4140 BTU 115-1 R404A EMT COMPRESSOR | | | |
| 1 | EA | 97641 | RST45C1E-CAV-901 4240 BTU 230-1 R404 EMT SWEAT COMPRESSOR | | | |
| 1 | EA | 97642 | RST55C1E-CAA-901 5200 BTU 230-1 R404 EMT SWEAT COMPRESSOR | | | |
| 1 | EA | 97474 | RST64C1E-IAV-959 6680 BTU 230-1 R404A EMT COMPRESSOR | | | |
| 1 | EA | 97473 | RST64C1E-CFA-959 6680 BTU 115-1 R404A EMT COMPRESSOR | | | |
| 1 | EA | 97449 | RST64C1E-CAV-959 6870 BTU 230-1 R404A EMT COMPRESSOR | | | |
| 1 | EA | 97475 | RST70C1-PFV-959 7240 BTU 230-1 R22 MT SWEAT COMPRESSOR | | | |
| 1 | EA | 97644 | RST70C1E-PFV-901 7150 BTU 230-1 R404 EMT SWEAT COMPRESSOR | | | |
| 1 | EA | 97643 | RST70C1E-TA5-959 6980 BTU 230-3 R404 EMT SWEAT COMPRESSOR | | | |
| 1 | EA | 97483 | RST80C1E-PFV-959 8250 BTU 230-1 404A EMT COMPRESSOR | | | |
| 1 | EA | 97507 | RST97C1E-PFV-959 9460 BTU 230-1 R404A EMT COMPRESSOR | | | |

# CF Compressors

## Low Temperature



- Two cylinder
- 1 to 5 horsepower
- R-404A
- 230 volt single- and three-phase
- Replacement for Tecumseh AH and AV
- Applications: ice machines, walk-ins and chillers
- 970 sweat connections
- 979 sweat connections with electrical components
- Stub tube models

| Model Number | BTU | Dimensions (In.) | | | Weight (Lbs.) | Suction | Discharge | Oil Type | Displacement | 4 Year Warranty Extension |
|---|---|---|---|---|---|---|---|---|---|---|
| | | L | W | H | | | | | | |
| CF04K6E-PFV-945 | 3680 | 10.23 | 9.65 | 13.31 | 66.0 | 3/4 Stub | 1/2 Stub | POE | 270.64 | 170.00 |
| CF06K6E-TF5-945 | 6,320 | 10.23 | 9.65 | 13.31 | 64.0 | 3/4 Stub | 1/2 Stub | POE | 368.01 | 185.00 |
| CF06K6E-PFV-945 | 6,690 | 10.23 | 9.65 | 13.31 | 66.0 | 3/4 Stub | 1/2 Stub | POE | 368.01 | 170.00 |
| CF09K6E-TF5-945 | 9,620 | 10.23 | 9.65 | 13.81 | 67.0 | 3/4 Stub | 1/2 Stub | POE | 534.59 | 200.00 |
| CF09K6E-PFV-945 | 9,800 | 10.23 | 9.65 | 13.81 | 69.0 | 3/4 Stub | 1/2 Stub | POE | 470.00 | 185.00 |
| CF12K6E-PFV-945 | 12,700 | 10.23 | 9.65 | 14.31 | 69.0 | 3/4 Stub | 1/2 Stub | POE | 665.12 | 200.00 |

| STD PKG | U/M | BERCOR NUMBER | DESCRIPTION | PC-1 1-2 | PC-2 3-4 | PC-3 5 |
|---|---|---|---|---|---|---|
| 1 | EA | 97661 | CF04K6E-PFV-945 3680 BTU 230-1 R404A LT COMPRESSOR | | | |
| 1 | EA | 97130 | CF06K6E-TF5-945 6360 BTU 230-3 R404A LT COMPRESSOR | | | |
| 1 | EA | 97129 | CF06K6E-PFV-945 6690 BTU 230-1 R404A LT COMPRESSOR | | | |
| 1 | EA | 97133 | CF09K6E-TF5-945 9620 BTU 230-3 R404A LT COMPRESSOR | | | |
| 1 | EA | 97132 | CF09K6E-PFV-945 9800 BTU 230-1 R404A LT COMPRESSOR | | | |
| 1 | EA | 97135 | CF12K6E-PFV-945 12,700 BTU 230-1 R404A LT COMPRESSOR | | | |

# CS Compressors

## Medium, Extended Medium, and High Temperature



- Two cylinder
- 1 to 5 horsepower
- R-134a, R-22, R-404A
- 230 volt single- and three-phase
- Replacement for Tecumseh AH and AV
- Applications: ice machines, walk-ins and chillers
- 970 sweat connections
- 979 sweat connections with electrical components
- Stub tube models

### Specifications

| Model Number | BTU | Dimensions (In.) | | | Weight (Lbs.) | Suction | Discharge | Oil Type | Displacement | 4 Year Warranty Extension |
|---|---|---|---|---|---|---|---|---|---|---|
| | | L | W | H | | | | | | |
| CS10K6E-TF5-945 | * | 10.28 | 9.09 | 14.31 | 71.0 | 3/4 Stub | 3/8 Stub | POE | 275.07 | 150.00 |
| CS10K6E-PFV-945 | * | 10.23 | 9.65 | 13.31 | 62.0 | 3/4 Stub | 3/8 Stub | POE | 275.07 | 150.00 |
| CS12K6E-PFV-945 | * | 10.23 | 9.65 | 13.31 | 62.0 | 3/4 Stub | 3/8 Stub | POE | 308.42 | 150.00 |
| CS14K6E-TF5-945 | * | 10.23 | 9.65 | 13.44 | 61.0 | 5/8 Stub | 3/8 Stub | POE | 349.66 | 185.00 |
| CS14K6E-PFV-945 | * | 10.23 | 9.65 | 13.44 | 64.0 | 5/8 Stub | 3/8 Stub | POE | 349.66 | 170.00 |
| CS18K6E-PFV-945 | * | 10.23 | 9.65 | 13.81 | 65.0 | 5/8 Stub | 3/8 Stub | POE | 442.34 | 170.00 |
| CS20K6E-TF5-945 | * | 10.23 | 9.65 | 14.06 | 65.0 | 5/8 Stub | 1/2 Stub | POE | 534.59 | 185.00 |
| CS20K6E-PFV-945 | * | 10.23 | 9.65 | 14.06 | 67.0 | 5/8 Stub | 1/2 Stub | POE | 534.59 | 170.00 |
| CS27K6E-TF5-945 | * | 10.23 | 9.65 | 14.81 | 76.0 | 5/8 Stub | 1/2 Stub | POE | 679.79 | 200.00 |
| CS27K6E-PFV-945 | * | 10.23 | 9.65 | 14.81 | 76.0 | 5/8 Stub | 1/2 Stub | POE | 679.79 | 200.00 |
| CS33K6E-TF5-956 | * | 10.23 | 9.65 | 14.81 | 79.0 | 7/8 Stub | 1/2 Stub | POE | 756.06 | 250.00 |
| CS33K6E-PFV-956 | * | 10.23 | 9.65 | 14.81 | 76.0 | 7/8 Stub | 1/2 Stub | POE | 756.06 | 200.00 |

* BTUs vary; see Compressor Application Table

### Compressor Application Table

| Application | Medium Temperature | Ext. Medium Temperature | High Temperature | High Temperature |
|---|---|---|---|---|
| Refrigerant | R-22 | R-404A | R-134a | R-404A |
| Compressor | BTU Capacity | BTU Capacity | BTU Capacity | BTU Capacity |
| CS10K6E-TF5-945 | 10,600 | 9,940 | 11,300 | 17,100 |
| CS10K6E-PFV-945 | 10,800 | 10,100 | 11,600 | 17,350 |
| CS12K6E-PFV-945 | 12,200 | 12,000 | 13,800 | NR |
| CS14K6E-TF5-945 | 13,900 | 13,900 | 16,000 | 23,200 |
| CS14K6E-PFV-945 | 14,300 | 14,100 | 16,300 | 23,200 |
| CS18K6E-PFV-945 | 18,600 | 18,100 | 20,600 | NR |
| CS20K6E-TF5-945 | 20,300 | 19,800 | 22,700 | 34,100 |
| CS20K6E-PFV-945 | 20,600 | 20,000 | 23,300 | 34,900 |
| CS27K6E-TF5-945 | NR | 26,800 | 30,600 | NR |
| CS27K6E-PFV-945 | NR | 27,600 | 31,400 | NR |
| CS33K6E-TF5-956 | NR | 30,800 | NR | NR |
| CS33K6E-PFV-956 | 34,500 | 31,700 | NR | 52,000 |

| STD PKG | U/M | BERCOR NUMBER | DESCRIPTION | PC-1 1-2 | PC-2 3-4 | PC-3 5 |
|---|---|---|---|---|---|---|
| 1 | EA | 97151 | CS10K6E-TF5-945 10,000* BTU 230-3 MULTI USE COMPRESSOR | | | |
| 1 | EA | 97150 | CS10K6E-PFV-945 10,000* BTU 230-1 MULTI USE COMPRESSOR | | | |
| 1 | EA | 97152 | CS12K6E-PFV-945 12000*BTU 230-1 MULTI USE COMPRESSOR | | | |
| 1 | EA | 97154 | CS14K6E-TF5-945 16,000 BTU 230-3 R134A HT R22 MT COMPRESSOR | | | |
| 1 | EA | 97153 | CS14K6E-PFV-945 14,000* BTU 230-1 MULTI USE COMPRESSOR | | | |
| 1 | EA | 97155 | CS18K6E-PFV-945 18,000* BTU 230-1 MULTI USE COMPRESSOR | | | |
| 1 | EA | 97158 | CS20K6E-TF5-945 22,700 BTU 230-3 R134A HT R22 MT COMPRESSOR | | | |
| 1 | EA | 97157 | CS20K6E-PFV-945 20,000* BTU 230-1 MULTI USE COMPRESSOR | | | |
| 1 | EA | 97160 | CS27K6E-TF5-945 27,000* BTU 230-3 MULTI USE COMPRESSOR | | | |
| 1 | EA | 97159 | CS27K6E-PFV-945 27,000* BTU 230-1 MULTI USE COMPRESSOR | | | |
| 1 | EA | 97559 | CS33K6E-TF5-956 30,800 BTU 230-3 R404A EMT COMPRESSOR | | | |
| 1 | EA | 97161 | CS33K6E-PFV-956 33,000* BTU 230-1 MULTI USE COMPRESSOR | | | |

# ZS Compressors

## Extended Medium and High Temperature



- R-134a, R-22, R-404A, R-507, and R407 A/C
- 230 volt single- and three-phase
- Operating Range: -25 ° to 45° F
- Applications: walk-in and reach-in coolers, self serve and frozen beverage machines
- Low sound and vibration for sopermarkets, restaurants, and convenience stores.

### Specifiations

| Model No. | BTU | Volt | Phase | Dimensions | | | Weight (Lbs) | Suction | Discharge | Displacement |
|---|---|---|---|---|---|---|---|---|---|---|
| | | | | Length | Width | Height | | | | |
| ZS09KAE-PFV-818 | 9400 | 230 | 1 | 9.7 | 9.7 | 16.0 | 47.7 | 3/4 Stub | 1/2 Stub | 158.84 |
| ZS09KAE-TF5-818 | 9400 | 230 | 3 | 9.7 | 9.7 | 16.0 | 49.0 | 3/4 Stub | 1/2 Stub | 158.84 |
| ZS11KAE -PFV-818 | 11200 | 230 | 1 | 9.7 | 9.7 | 16.0 | 48.9 | 3/4 Stub | 1/2 Stub | 186.91 |
| ZS13KAE-PFV-818 | 12800 | 230 | 1 | 9.7 | 9.7 | 16.0 | 46.9 | 3/4 Stub | 1/2 Stub | 214.86 |
| ZS15KAE -PFV-818 | 15500 | 230 | 1 | 9.7 | 9.7 | 16.0 | 50.1 | 3/4 Stub | 1/2 Stub | 252.66 |
| ZS15KAE -TF5-818 | 15500 | 230 | 3 | 9.7 | 9.7 | 16.0 | 49.1 | 3/4 Stub | 1/2 Stub | 252.66 |
| ZS19KAE-PFV-818 | 17500 | 230 | 1 | 9.7 | 9.7 | 16.0 | 49.6 | 3/4 Stub | 1/2 Stub | 286.93 |
| ZS19KAE -TF5-818 | 17500 | 230 | 3 | 9.7 | 9.7 | 16.0 | 49.6 | 3/4 Stub | 1/2 Stub | 286.93 |
| ZS21KAE -PFV-818 | 23400 | 230 | 1 | 9.7 | 9.7 | 17.2 | 64.9 | 7/8 Stub | 1/2 Stub | 377.71 |
| ZS21KAE -TF5-818 | 23400 | 230 | 3 | 9.7 | 9.7 | 17.2 | 64.9 | 7/8 Stub | 1/2 Stub | 377.71 |
| ZS26KAE-PFV-818 | 26000 | 230 | 1 | 9.7 | 9.7 | 17.2 | 68.3 | 7/8 Stub | 1/2 Stub | 419.27 |
| ZS29KAE -PFV-818 | 29400 | 230 | 1 | 9.7 | 9.7 | 17.2 | 70.9 | 7/8 Stub | 1/2 Stub | 469.71 |
| ZS29KAE -TF5-818 | 29400 | 230 | 3 | 9.7 | 9.7 | 17.2 | 69.1 | 7/8 Stub | 1/2 Stub | 469.71 |
| ZS33KAE-PFV-818 | 32600 | 230 | 1 | 9.7 | 9.7 | 17.2 | 72.5 | 7/8 Stub | 1/2 Stub | 534.12 |

* With R-404A at 20°F/120°F/65° return gas 0°F subcooling.

| STD PKG | U/M | BERCOR NUMBER | DESCRIPTION | PC-1 1-2 | PC-2 3-4 | PC-3 5 |
|---|---|---|---|---|---|---|
| 1 | EA | 97740 | ZS09KAE-PFV-818 9400 BTU 230-1 MT/HT SCROLL COMPRESSOR | | | |
| 1 | EA | 97741 | ZS09KAE-TF5-818 9400 BTU 230-3 MT/HT SCROLL COMPRESSOR | | | |
| 1 | EA | 97742 | ZS11KAE -PFV-818 11200 BTU 230-1 MT/HT SCROLL COMPRESSOR | | | |
| 1 | EA | 97743 | ZS13KAE-PFV-818 12800 BTU 230-1 MT/HT SCROLL COMPRESSOR | | | |
| 1 | EA | 97744 | ZS15KAE-PFV-818 15500 BTU 230-1 MT/HT SCROLL COMPRESSOR | | | |
| 1 | EA | 97745 | ZS15KAE-TF5-818 15500 BTU 230-3 MT/HT SCROLL COMPRESSOR | | | |
| 1 | EA | 97746 | ZS19KAE-PFV-818 17500 BTU 230-1 MT/HT SCROLL COMPRESSOR | | | |
| 1 | EA | 97747 | ZS19KAE-TF5-818 17500 BTU 230-3 MT/HT SCROLL COMPRESSOR | | | |
| 1 | EA | 97748 | ZS21KAE-PFV-818 23400 BTU 230-1 MT/HT SCROLL COMPRESSOR | | | |
| 1 | EA | 97749 | ZS21KAE-TF5-818 23400 BTU 230-3 MT/HT SCROLL COMPRESSOR | | | |
| 1 | EA | 97750 | ZS26KAE-PFV-818 26000 BTU 230-1 MT/HT SCROLL COMPRESSOR | | | |
| 1 | EA | 97751 | ZS29KAE-PFV-818 29400 BTU 230-1 MT/HT SCROLL COMPRESSOR | | | |
| 1 | EA | 97752 | ZS29KAE-TF5-818 29400 BTU 230-3 MT/HT SCROLL COMPRESSOR | | | |
| 1 | EA | 97753 | ZS33KAE-PFV-818 32600 BTU 230-1 MT/HT SCROLL COMPRESSOR | | | |

# ZF Compressors

## Low and Extended Medium Temperature



- Nominal 1-1/2 to 15 horsepower.
- R-134a, R-22, R-404A.
- Low, medium, and high temperature applications.
- Stub tube and roto-lock.
- Liquid injection on low temperature models.
- Commercial refrigeration models feature: oil sight glass, oil drain, roto-lock options.
- ZF low temperature model features a broad operating range for field replacement of all refrigeration scrolls.

| Model Number | BTU | Dimensions (In.) | | | Weight (Lbs.) | Suction | Discharge | Oil Type | Displacement | 4 Year Warranty Extension |
|---|---|---|---|---|---|---|---|---|---|---|
| | | L | W | H | | | | | | |
| ZF13K4E-TF5-961 | 18600 | 11.16 | 9.67 | 18.50 | 85.0 | 7/8 Stub | 1/2 Stub | POE | 497.78 | 350.00 |
| ZF15K4E-TF5-931 | 36800 | 11.16 | 9.67 | 18.50 | 80.0 | 7/8 Stub | 1/2 Stub | POE | 612.50 | 365.00 |
| ZF18K4E-TF5-961 | 27100 | 11.16 | 9.67 | 18.50 | 87.0 | 7/8 Stub | 1/2 Stub | POE | 727.10 | 365.00 |
| ZF48K4E-TWD-951 | 69500 | 12.63 | 14.06 | 23.36 | 235.0 | 2-1/4 Rotalock | 1-3/4 Rotalock | POE | 1822.43 | 850.00 |

### LT and EMT Compressors

| STD PKG | U/M | BERCOR NUMBER | DESCRIPTION | PC-1 1-2 | PC-2 3-4 | PC-3 5 |
|---|---|---|---|---|---|---|
| 1 | EA | 97202 | ZF13K4E-TF5-961 13,200 BTU 230-3 R404A LT & EMT COMPRESSOR | | | |
| 1 | EA | 97647 | ZF15K4E-TF5-931 16,400 BTU 230-3 STUB R404A LT & EMT COMPRESSOR | | | |
| 1 | EA | 97207 | ZF18K4E-TF5-961 19,500 BTU 230-3 R404A LT & EMT COMPRESSOR | | | |
| 1 | EA | 97211 | ZF48K4E-TWD-951 47,100 BTU 460-3 R404A LT & EMT COMPRESSOR | | | |

### Parts & Accessories

| STD PKG | U/M | BERCOR NUMBER | DESCRIPTION | PC-1 EACH |
|---|---|---|---|---|
| 1 | EA | 96821 | 543-0024-00 DIGITAL SCROLLS CONTROLLER MODULE | |
| 1 | EA | 96607 | 918-0041-00 240V 70W 21" LEADS WRAPAROUND CC HEATER | |
| 1 | EA | 96608 | 918-0043-00 240V 70W 48" LEADS WRAPAROUND CC HEATER | |
| 1 | EA | 96609 | 918-0043-01 480V 70W 48" LEADS WRAPAROUND CC HEATER | |
| 1 | EA | 96823 | 998-0034-02 7/8" ROTALOCK ADAPTOR | |
| 1 | EA | 96822 | 998-0034-15 1/2" ROTALOCK ADAPTOR | |
| 1 | EA | 96812 | 998-0500-01 1/4 IN FLARE DTC VALVE | |
| 1 | EA | 96809 | 998-5100-27 7/8 DISCH 1 3/8 SUCT ROTALOCK SERV VLV KIT ZF33, 40 | |

# Air-Cooled Condensing Units

## Quick Reference, Stock Models by Refrigerant

| Refrigerant | Temperature | HP | Volt | Phase | Model No. | Bercor |
|---|---|---|---|---|---|---|
| Multi | Multi | 1-1/2 | 230 | 1 | FFAP-015Z-CFV072 | 97509 |
| Multi | Multi | 1-3/4 | 230 | 1 | FFAP-017Z-CFV072 | 97510 |
| Multi | Multi | 2 | 230 | 1 | FFAP-020Z-CFV072 | 97511 |
| Multi | Multi | 2-1/4 | 230 | 1 | FFAP-022Z-CFV071 | 97512 |
| Multi | Multi | 3 | 230 | 1 | FFAP-030Z-CFV071 | 97513 |
| Multi | Multi | 3-1/4 | 230 | 1 | FFAP-032Z-CFV071 | 97514 |
| R-12 | High | 3/4 | 230 | 1 | MBAH-0075-CFV020 | 97311 |
| R-12 | Low | 1/3 | 115 | 1 | MBFL-0034-IAA020 | 97365 |
| R-12 | Low | 1/2 | 115 | 1 | MBFL-0050-IAA201 | 97260 |
| R-134a | High | 1/6 | 115 | 1 | M2FH-0017-SAA106 | 97220 |
| R-134a | High | 1/4 | 115 | 1 | M2FH-0026-IAA072 | 97216 |
| R-134a | High | 1/4 | 115 | 1 | M2FH-0026-IAA111 | 95758 |
| R-134a | High | 1/3 | 115 | 1 | M2FH-A033-IAA111 | 97364 |
| R-134a | High | 1/3 | 115 | 1 | M2FH-A033-IAA272 | 97245 |
| R-134a | High | 1/2 | 115 | 1 | M2FH-A050-IAA272 | 97249 |
| R-134a | High | 1-1/4 | 230 | 1 | FPAK-012Z-CFV072 | 97309 |
| R-22 | High | 1/4 | 115 | 1 | MCFH-0027-IAA103 | 97261 |
| R-22 | High | 1/3 | 115 | 1 | MCFH-0036-IAA272 | 97246 |
| R-22 | High | 1/2 | 115 | 1 | MCFH-0049-CAA272 | 97247 |
| R-22 | High | 1/2 | 115 | 1 | MCFH-0056-IAA272 | 97556 |
| R-22 | High | 1/2 | 230 | 1 | MCFH-A056-IAV272 | 97252 |
| R-22 | High | 3/4 | 115 | 1 | F3AH-A078-IAA020 | 97279 |
| R-22 | High | 3/4 | 230 | 1 | F3AH-A078-IAV020 | 97313 |
| R-22 | High | 3/4 | 115 | 1 | MCFH-0078-CAA072 | 97366 |
| R-22 | High | 3/4 | 230 | 1 | MCFH-0078-CAV072 | 97530 |
| R-22 | High | 1 | 230 | 1 | F3AH-A100-CAV052 | 97308 |
| R-22 | High | 1 | 230 | 1 | F3AH-B105-CFV020 | 97285 |
| R-22 | High | 1-1/2 | 230 | 1 | FGAH-A151-CFV020 | 97370 |
| R-22 | High | 2 | 230 | 3 | F3AD-B201-TFC050 | 97307 |
| R-22 | High | 2 | 230 | 1 | FGAH-A201-CFV020 | 97371 |
| R-22 | High | 3 | 230 | 1 | FGAH-A301-CFV020 | 97373 |
| R-22 | High | 3 | 230 | 3 | FGAH-A301-TFC020 | 97374 |
| R-22 | High | 5 | 230 | 1 | FGAH-A501-TFC020 | 97375 |
| R-22 | High | 1/2 | 115 | 1 | MCFH-0056-IAA272 | 97251 |
| R-404A | High | 1/2 | 115 | 1 | M4FH-0050-CAA272 | 97263 |
| R-404A | High | 1/2 | 230 | 1 | M4FH-0050-CAV272 | 97264 |
| R-404A | Medium | 3/4 | 230 | 1 | M4FF-0075-CAV020 | 97268 |
| R-404A | Medium | 3/4 | 230 | 1 | M4FF-0080-IAV020 | 97378 |
| R-404A | Medium | 1 | 230 | 1 | FJAF-0106-CAV020 | 97269 |
| R-404A | Medium | 1 | 230 | 1 | FJAF-0108-CFV020 | 97531 |
| R-404A | Low | 1/3 | 115 | 1 | M4FL-0033-IAA001 | 97254 |
| R-404A | Low | 1/3 | 115 | 1 | M4FL-0040-IAA272 | 97262 |
| R-404A | Low | 1 | 230 | 1 | FJAL-A103-CFV020 | 97298 |
| R-404A | Low | 2 | 230 | 3 | FJAL-B200-TFC020 | 97300 |
| R-404A | Low | 3 | 230 | 1 | FJAL-B301-CFV015 | 97302 |
| R-404A | Low | 3 | 230 | 3 | FJAL-B301-TFC015 | 97303 |

# Copeland® Hermetic Air-Cooled Condensing Units



### Electric Nomenclature (voltage-phase-hertz)

| 115-1-60 | 208/230-1-60 | 208/230-3-60 | 460-3-60 |
|---|---|---|---|
| CAA/CFA | CAV/CFV | TFC | TFD |
| IAA | IAV | | |
| SAA* | | | |

*SAA indicates low torque start, all other designations are high torque. These electrical designations are part of the unit model number.

### Unit Features

| BOM | Suction Connections | | Liquid Connections | | Electrical Connections | | | | |
|---|---|---|---|---|---|---|---|---|---|
| | Suction Valve | Suction Accumulator | Base Valve | Receiver with Valve | Power Cord | BX Conduit | Fan Cycle Control | Fan Guard | UL/UR |
| 105 | X | | X | | X | | | | UR |
| 106 | X | | | | X | | | | UR |
| 109 | X | | | X | X | | | | UR |
| 201 | X | | | X | | X | | X | UR* |
| 001 | X | | | X | | X | | X | UL |
| 010 | X | X | | X | | X | X | X | UL |
| 072 | X | | | X | | X | | X | UL |
| 272 | X | | | X | | X | | X | UR |

* These Recognized models are identical to Listed models less pressure control. Need for the control is to be evaluated in the end use application.

# Copeland® brand products FFAP & FPAK Copeland Scroll Condensing Units

### Multi-Temp, Multi-Refrigerant Units



### FFAP

- For use with R-22, R-143a, R-404A, R-407A, and R-407C
- Air cooled
- Operating range of -30° F to 45° F (R-404A)
- Designed for up to 110° ambient

### FPAK

- For use with R-134a and R-40
- Air cooled
- Operating range of -30° F to 0° F (R-404A)
- Designed for up to 120° ambient

### Capacity: BTU/hr

| Model No. | Ambient Tempt (° F) | Evaporator Temp (° F) | R-22 | R-134a | R-404A | R-407A | R-407C |
|---|---|---|---|---|---|---|---|
| FFAP-015Z-CFV-072 | 90 | 25 | 11,400 | 7,540 | 11,500 | 10700 | 10,400 |
| FFAP-017Z-CFV-072 | 90 | 25 | 13,100 | 8,900 | 13,100 | 12500 | 12,500 |
| FFAP-020Z-CFV-072 | 90 | 25 | 15,200 | 10,200 | 15,300 | 14400 | 14,000 |
| FFAP-022Z-CFV-071 | 90 | 25 | 18,300 | 12,300 | 18,900 | 17400 | 17,300 |
| FFAP-030Z-CFV-071 | 90 | 25 | 20,800 | 14,100 | 21,600 | 20200 | 19,700 |
| FFAP-032Z-CFV-071 | 90 | 25 | 27,400 | 18,500 | 27,300 | 25700 | 25,400 |
| FPAK-013Z-CFV-072 | 90 | 0 | — | 6,640 | 10,800 | — | — |
| FPAK-0132-TFC-072 | 90 | 0 | — | 6,640 | 10,800 | — | — |
| FPAK-015Z-CFV-072 | 90 | 0 | — | 7,410 | 11,800 | — | — |
| FPAK-015Z-TFC-072 | 90 | 0 | — | 7,410 | 11,800 | — | — |

| Model No. | HP | Volt | Phase | Wt (Lbs) | Length (In) | Width (In) | Height (In) | Suction | Liquid | Oil | MCA | Compressor |
|---|---|---|---|---|---|---|---|---|---|---|---|---|
| FFAP-015Z-CFV072 | 1-1/2 | 208/230 | 1 | 116 | 24.1 | 18.3 | 16.6 | 7/8 S | 3/8 S | POE | 13.9 | ZS09KAE-PFV-118 |
| FFAP-017Z-CFV072 | 1-3/4 | 208/230 | 1 | 114 | 24.1 | 18.3 | 16.6 | 7/8 S | 3/8 S | POE | 17.2 | ZS11KAE-PFV-118 |
| FFAP-020Z-CFV072 | 2 | 208/230 | 1 | 186 | 25.2 | 34.1 | 19 | 7/8 S | 3/8 S | POE | 16.8 | ZS13KAE-PFV-118 |
| FFAP-022Z-CFV071 | 2-1/4 | 208/230 | 1 | 194 | 25.2 | 34.1 | 19 | 7/8 S | 3/8 S | POE | 22.4 | ZS15KAE-PFV-118 |
| FFAP-030Z-CFV071 | 3 | 208/230 | 1 | 219 | 25.2 | 34.1 | 19 | 7/8 S | 3/8 S | POE | 25.3 | ZS19KAE-PFV-118 |
| FFAP-032Z-CFV071 | 3-1/4 | 208/230 | 1 | 219 | 25.2 | 34.1 | 19 | 7/8 S | 3/8 S | POE | 31.8 | ZS21KAE-PFV-118 |
| FPAK-0312-CFV072 | 1-1/4 | 208/230 | 1 | 114 | 24.1 | 18.3 | 16.6 | 7/8 S | 3/8 S | POE | 21.0 | ZS15KAE-PFV-118 |
| FPAK-013Z-TFC072 | 1-1/4 | 208/230 | 3 | 112 | 24.1 | 18.3 | 16.6 | 7/8 S | 3/8 S | POE | 14.7 | ZS15KAE-TF5-118 |
| FPAK-015Z-CFV-072 | 1-1/2 | 208/230 | 1 | 112 | 24.1 | 18.3 | 16.6 | 7/8 S | 3/8 S | POE | 23.9 | ZS19KAE-PFV-118 |
| FPAK-015Z-TFC-072 | 1-1/2 | 208/230 | 3 | 117 | 24.1 | 18.3 | 16.6 | 7/8 S | 3/8 S | POE | 18.5 | ZS19KAE-TF5-118 |

| STD PKG | U/M | BERCOR NUMBER | DESCRIPTION | PC-1 1–2 | PC-2 3–4 | PC-3 5 |
|---|---|---|---|---|---|---|
| 1 | EA | 97509 | FFAP-015Z-CFV072 1 1/2 HP 230-1 MULTI USE CONDENSING UNIT | | | |
| 1 | EA | 97510 | FFAP-017Z-CFV072 1 3/4 HP 230-1 MULTI USE CONDENSING UNIT | | | |
| 1 | EA | 97511 | FFAP-020Z-CFV072 2 HP 230-1 MULTI USE CONDENSING UNIT | | | |
| 1 | EA | 97512 | FFAP-022Z-CFV071 2 1/4 HP 230-1 MULTI USE CONDENSING UNIT | | | |
| 1 | EA | 97513 | FFAP-030Z-CFV071 3 HP 230-1 MULTI USE CONDENSING UNIT | | | |
| 1 | EA | 97514 | FFAP-032Z-CFV071 3 1/4 HP 230-1 MULTI USE CONDENSING UNIT | | | |
| 1 | EA | 97579 | FPAK-013Z-CFV072 1 1/3 HP 230-1 R404A LT CONDENSING UNIT | | | |
| 1 | EA | 97558 | FPAK-013Z-TFC072 1 1/3 HP 230-3 R404A LT CONDENSING UNIT | | | |
| 1 | EA | 97646 | FPAK-015Z-CFV072 1 1/2 HP 230-1 134A CONDENSING UNIT | | | |
| 1 | EA | 97645 | FPAK-015Z-TFC072 1 1/2 HP 230-3 134A CONDENSING UNIT | | | |

# F Line Condensing Units

## High, Medium, and Low Temperature



### F Line Condensing Units

- 1/2 to 5 horsepower applications
- R-12, R-134a, R-22, R404A
- Utilizes C or R compressor
- One or two fans

**NOTE:** Water cooled available as special order. Utilizes A Line compressor.

| Model No. | Rfrg | HP | Volts/ Ph | BTUH Cap @ 90° F 10 | 25 | 40 | Wt. (Lb) | Dimensions (In) L | W | H | Suction | Liquid | Oil | MCA | Compressor |
|---|---|---|---|---|---|---|---|---|---|---|---|---|---|---|---|
| **High Temperature** | | | | | | | | | | | | | | | |
| F3AH-A078-IAA020 | R-22 | 3/4 | 115/1 | 4,480 | 6,450 | 8,660 | 86 | 24 | 16.9 | 13.1 | 5/8 S | 3/8 S | Min | 19.9 | RS47C2-IAA-101 |
| F3AH-A078-IAV020 | R-22 | 3/4 | 230/1 | 4,480 | 6,450 | 8,660 | 85 | 24 | 16.9 | 13.1 | 5/8 S | 3/8 S | Min | 10.1 | RS47C2-IAV-101 |
| F3AH-B100-CAV072 | R-22 | 1 | 230/1 | 5,640 | 7,870 | 10,500 | 88 | 24.3 | 17.2 | 13.1 | 5/8 S | 3/8 S | ABO | 12.4 | RST64C1-CAV-198 |
| F3AH-B100-CFA020 | R-22 | 1 | 115/1 | 5,640 | 7,870 | 10,500 | 87 | 24.3 | 17.1 | 13.1 | 5/8 S | 3/8 S | ABO | 20.3 | RST64C1-CFA-198 |
| F3AH-B105-CFV020 | R-22 | 1 | 230/1 | 6,630 | 9,060 | 12,100 | 104 | 24 | 18.3 | 16.2 | 5/8 S | 3/8 S | AB | 11 | RST70C1-PFV-199 |
| F3AH-B105-TAC020 | R-22 | 1 | 230/1 | 6,630 | 9,060 | 12,100 | 107 | 24 | 18.3 | 16.2 | 5/8 S | 3/8 S | AB | 7.5 | RST70C1-TA5-199 |
| **Medium Temperature** | | | | | | | | | | | | | | | |
| FJAF-0106-CAV020 | R-404A | 1 | 230/1 | 4,090 | 6,420 | 8,500 | 99 | 24 | 18.3 | 16.1 | 7/8 S | 3/8 S | POE | 12.7 | RST64C1E-CAV-108 |
| FJAF-0108-CFV020 | R-404A | 1 | 230/1 | 4,690 | 7,180 | 9,230 | 91 | 24 | 17.3 | 13 | 5/8 S | 3/8 S | POE | 12.8 | RST80C1E-PFV-150 |

| Model No. | Rfrg | HP | Volts/ Ph | BTUH Cap @ 90° F 0 | -10 | -25 | Wt. (Lb) | Dimensions (In) L | W | H | Suction | Liquid | Oil | MCA | Compressor |
|---|---|---|---|---|---|---|---|---|---|---|---|---|---|---|---|
| **Low Temperature** | | | | | | | | | | | | | | | |
| FPAK-013Z-CFV-072 | R-404A | 2 | 230/1 | 10,800 | 8,850 | 6,390 | 114 | 24.1 | 18.3 | 16.6 | 7/8 S | 3/8 S | POE | 21 | ZS15KAE-PFV-118 |
| FPAK-013Z-TFC-072 | R-404A | 2 | 230/3 | 10,800 | 8,850 | 6,390 | 112 | 24.1 | 18.3 | 16.6 | 7/8 S | 3/8 S | POE | 14.7 | ZS15KAE-TF5-118 |

| STD PKG | U/M | BERCOR NUMBER | DESCRIPTION | PC-1 1-2 | PC-2 3-4 | PC-3 5 |
|---|---|---|---|---|---|---|
| 1 | EA | 97279 | F3AH-A078-IAA020 3/4 HP 115-1 R22 HT CONDENSING UNIT | | | |
| 1 | EA | 97313 | F3AH-A078-IAV020 3/4 HP 230-1 SWEAT R22 HT CONDENSING UNIT | | | |
| 1 | EA | 97308 | F3AH-B100-CAV072 1 HP 230-1 R22 HT CONDESNING UNIT | | | |
| 1 | EA | 97577 | F3AH-B100-CFA020 1 HP 115-1 R22 HT CONDENSING UNIT | | | |
| 1 | EA | 97285 | F3AH-B105-CFV020 1 HP 230-1 R22 HT CONDENSING UNIT | | | |
| 1 | EA | 97286 | F3AH-B105-TAC020 1 HP 230-3 R22 HT CONDENSING UNIT | | | |
| 1 | EA | 97269 | FJAF-0106-CAV020 1 HP 230-1 R404A MT CONDENSING UNIT | | | |
| 1 | EA | 97531 | FJAF-0108-CFV020 1 HP 230-1 SWEAT R404A MT CONDENSING UNIT | | | |
| 1 | EA | 97579 | FPAK-013Z-CFV072 2 HP 230-1 R404A LT CONDENSING UNIT | | | |
| 1 | EA | 97558 | FPAK-013Z-TFC072 2 HP 230-3 R404A LT CONDENSING UNIT | | | |

# M Line Condensing Units

## High, Medium, and Low Temperature Units



- 1/6 to 1/2 horsepower applications.
- R-12, R-134a, R-44, R404A
- One or two fans
- Utilizes A Line compressor.

| Model No. | Refrig | HP | Volts/ Ph | BTUH Cap @ 90° F | | | Wt. (Lb) | Dimensions (In) | | | Suction | Liquid | Oil | MCA | Compressor |
|---|---|---|---|---|---|---|---|---|---|---|---|---|---|---|---|
| | | | | 10 | 25 | 40 | | L | W | H | | | | | |
| **High Temperature** | | | | | | | | | | | | | | | |
| M2FH-0026-IAA072 | R-134a | 1/4 | 115/1 | 1,530 | 2,080 | 2,710 | 42 | 14.5 | 12 | 11.4 | 3/8 S | 1/4 S | POE | 6.9 | ARE27C3E-IAA-103 |
| M2FH-0026-IAA111 | R-134a | 1/4 | 115/1 | 1,530 | 2,080 | 2,710 | 36 | 13.8 | 11.3 | 9.7 | 3/8 S | 1/4 S | POE | 6.9 | ARE27C3E-IAA-103 |
| M2FH-A033-IAA111 | R-134a | 1/3 | 115/1 | 1,870 | 2,620 | 3,500 | 36 | 13.8 | 11.3 | 9.7 | 3/8 S | 1/4 S | POE | 9.9 | ARE37C3E-IAA-103 |
| M2FH-A033-IAA272 | R-134a | 1/3 | 115/1 | 1,870 | 2,620 | 3,500 | 42 | 14.5 | 12 | 11.4 | 3/8 S | 1/4 S | POE | 9.9 | ARE37C3E-IAA-103 |
| M2FH-A050-IAA272 | R-134a | 1/2 | 115/1 | 2,970 | 4,060 | 5,340 | 55 | 16.6 | 13.8 | 11.7 | 3/8 S | 1/4 S | POE | 12.8 | RRT62C1E-IAA-104 |
| M4FH-0050-CAA272 | R-404A | 1/2 | 115/1 | 3,320 | 4,380 | 5,600 | 52 | 16.2 | 13.1 | 11.7 | 3/8 S | 1/4 S | POE | 12.3 | ASE32C3E-CAA-103 |
| M4FH-0050-CAV272 | R-404A | 1/2 | 230/1 | 3,320 | 4,380 | 5,600 | 53 | 16.2 | 13.1 | 11.7 | 3/8 S | 1/4 S | POE | 6.7 | ASE32C3E-CAV-103 |
| MCFH-0036-IAA272 | R-22 | 1/3 | 115/1 | 2,270 | N/A | 4,140 | 47 | 16.3 | 13.1 | 11.7 | 3/8 S | 1/4 S | AB | 9.7 | ARE43C3-IAA-103 |
| MCFH-0049-CAA272 | R-22 | 1/2 | 115/1 | 3,040 | 4,150 | 5,460 | 52 | 16.2 | 13.1 | 11.7 | 3/8 S | 1/4 S | AB | 10.9 | ARE59C3-CAA-103 |
| MCFH-0078-CAA072 | R-22 | 3/4 | 115/1 | 4,640 | 6,520 | 8,770 | 40 | 24 | 17.1 | 13.1 | 5/8 S | 3/8 S | AB | 20.8 | RST55C1-CAA-198 |
| MCFH-0078-CAV072 | R-22 | 3/4 | 230/1 | 4,640 | 6,520 | 8,770 | 87 | 24 | 17.2 | 13.1 | 5/8 S | 3/8 S | AB | 9.7 | RST55C1-CAV-198 |
| MCFH-A056-IAV272 | R-22 | 1/2 | 115/1 | 3,610 | 4.950 | 6,720 | 67 | 17.7 | 14.4 | 11.8 | 1/2 S | 1/4 S | AB | 18 | RST40C1-IAA-901 |
| MCFH-A056-IAV272 | R-22 | 1/2 | 230/1 | 3,170 | 4,460 | 6,010 | 66 | 17.4 | 14.4 | 11.8 | 5/8 S | 1/4 S | AB | 7.3 | RST40C1-IAV-198 |
| MCFH-0027-IAA103 | R-22 | 1/4 | 115/1 | 1,910 | 2,600 | 3,380 | 39 | 13.8 | 11.4 | 9.7 | 3/8 S | 1/4 S | AB | 9.1 | ASE20C4-IAA-901 |
| **Medium Temperature** | | | | | | | | | | | | | | | |
| M4FF-0080-IAV020 | R-404A | 3/4 | 230/1 | 3,880 | 5,980 | 7640 | 82 | 24 | 16.1 | 13.1 | 5/8 S | 3/8 S | POE | 12.4 | RST64C1E-IAV-108 |

| Model No. | Refrig | HP | Volts/ Ph | BTUH Cap @ 90° F | | | Wt. (Lb) | Dimensions (In) | | | Suction | Liquid | Oil | MCA | Compressor |
|---|---|---|---|---|---|---|---|---|---|---|---|---|---|---|---|
| | | | | 0 | -10 | -25 | | L | W | H | | | | | |
| **Low Temperature** | | | | | | | | | | | | | | | |
| M4FL-0033-IAA020 | R-404A | 1/3 | 115/1 | 1750 | 1390 | 860 | 38 | 13.8 | 11.8 | 9.7 | 3/8 S | 1/4 S | POE | 7.7 | AFE11C3E-IAA-103 |
| M4FL-0033-IAA072 | R-404A | 1/3 | 115/1 | 1,750 | 1,390 | 860 | 41 | 14.4 | 12.8 | 11.4 | 3/8 S | 1/4 S | POE | 7.7 | AFE11C3E-IAA-103 |
| M4FL-0040-IAA272 | R-404A | 1/3 | 115/1 | 2560 | 2040 | 1320 | 38 | 16.2 | 13.1 | 11.7 | 3/8 S | 1/4 S | POE | 8.9 | AFE13C3E-IAA-103 |

| STD PKG | U/M | BERCOR NUMBER | DESCRIPTION | PC-1 1-2 | PC-2 3-4 | PC-3 5 |
|---|---|---|---|---|---|---|
| 1 | EA | 97216 | M2FH-0026-IAA072 1/4 HP 115-1 VALUE ADD R134A HT CONDENSING UNIT | | | |
| 1 | EA | 97578 | M2FH-0026-IAA111 1/4 HP 115-1 R134A HT CONDENSING UNIT | | | |
| 1 | EA | 97364 | M2FH-A033-IAA111 1/3 HP 115-1 SWEAT R134A HT CONDENSING UNIT | | | |
| 1 | EA | 97245 | M2FH-A033-IAA272 1/3 HP 115-1 VALUE ADD R134A HT CONDENSING UNIT | | | |
| 1 | EA | 97249 | M2FH-A050-IAA272 1/2 HP 115-1 VALUE ADD R134A HT CONDENSING UNIT | | | |
| 1 | EA | 97263 | M4FH-0050-CAA272 1/2 HP 115-1 VALUE ADD R404A HT CONDENSING UNIT | | | |
| 1 | EA | 97264 | M4FH-0050-CAV272 1/2 HP 230-1 VALUE ADD R404A HT CONDENSING UNIT | | | |
| 1 | EA | 97246 | MCFH-A036-IAA272 1/3 HP 115-1 VALUE ADD R22 HT CONDENSING UNIT | | | |
| 1 | EA | 97247 | MCFH-A049-CAA272 1/2 HP 115-1 VALUE ADD R22 HT CONDENSING UNIT | | | |
| 1 | EA | 97366 | MCFH-0078-CAA072 3/4 HP 115-1 R22 HT CONDENSING UNIT | | | |
| 1 | EA | 97530 | MCFH-0078-CAV072 3/4 HP 230-1 SWEAT R22 HT CONDENSING UNIT | | | |
| 1 | EA | 97556 | MCFH-A056-IAA272 1/2 HP 115-1 VALUE ADD R22 HT CONDENSING UNIT | | | |
| 1 | EA | 97252 | MCFH-A056-IAV272 1/2 HP 230-1 VALUE ADD R22 HT CONDENSING UNIT | | | |
| 1 | EA | 97261 | MCFH-B027-IAA103 1/4 HP 115-1 SWEAT R22 HT CONDENSING UNIT | | | |
| 1 | EA | 97378 | M4FF-0080-IAV020 3/4 HP 230-1 R404A MT CONDENSING UNIT | | | |
| 1 | EA | 97254 | M4FL-0033-IAA020 1/3 HP 115-1 R404A LT CONDENSING UNIT | | | |
| 1 | EA | 97265 | M4FL-0033-IAA072 1/3 HP 115-1 VALUE ADD R404A LT CONDENSING UNIT | | | |
| 1 | EA | 97262 | M4FL-0040-IAA272 1/3 HP 115-1 VALUE ADD R404A LT CONDENSING UNIT | | | |

# Copeland brand products Condensing Unit Hoods

## Hood Specification Data

| ECT Part No. | MFG Part No. | External Dimensions (In.) | | | Internal Dimensions (In.) | | |
|---|---|---|---|---|---|---|---|
| | | L | W | H | L | W | H |
| **UL Listed for Outdoor Use** | | | | | | | |
| 005-0882-00 | CHO-10 | 27 | 20 | 20 | 26 | 20 | 16 |
| 005-0882-01 | CHO-11 | 29-1/2 | 37 | 27-1/2 | 28-1/2 | 37 | 22-1/2 |
| 005-0882-04 | CHO-15 | 33-1/2 | 48-1/2 | 35-1/2 | 32-1/2 | 48-1/2 | 30-1/2 |
| **Economy Hoods** | | | | | | | |
| 005-0882-09 | ECON-01 | 26 | 20 | 20 | 26 | 20 | 16 |
| 005-0882-11 | ECON-04 | 28-1/2 | 37 | 26-1/2 | 28 | 37 | 22-1/2 |
| 005-0882-12 | ECON-03 | 24-1/2 | 24 | 25 | 24-1/2 | 24 | 21 |

## Hood Selection

| Copeland Brand | Dimensions | | | Copeland Brand Hood | |
|---|---|---|---|---|---|
| Unit Model | L | W | H | UL Listed | Economy |
| **SystemPro Air-Cooled** | | | | | |
| M2FH-0017 | 13.8 | 11.8 | 9.7 | 005-0882-00 | 005-0882-09 |
| M2FH-0056 | 17.4 | 14.4 | 11.8 | 005-0882-00 | 005-0882-09 |
| M4FH-0025 | 13.8 | 11.8 | 9.7 | 005-0882-00 | 005-0882-09 |
| M4FH-A036 | 16.1 | 12.7 | 11.8 | 005-0882-00 | 005-0882-09 |
| M2FL-0020 | 13.8 | 11.1 | 9.7 | 005-0882-00 | 005-0882-09 |
| M2FL-A025 | 13.8 | 11.8 | 9.7 | 005-0882-00 | 005-0882-09 |
| M2FL-B033 | 16.2 | 12.4 | 9.7 | 005-0882-00 | 005-0882-09 |
| M4FL-0040 | 16.2 | 13.1 | 11.8 | 005-0882-00 | 005-0882-09 |
| M4FL-0051 | 17.4 | 13.1 | 11.8 | 005-0882-00 | 005-0882-09 |
| M4FL-0067 | 18.1 | 14.4 | 11.8 | 005-0882-00 | 005-0882-09 |
| MMFH-0022 | 13.8 | 11.4 | 9.7 | 005-0882-00 | 005-0882-09 |
| MBFH-0049 | 16.2 | 13.1 | 11.8 | 005-0882-00 | 005-0882-09 |
| MBFH-0050 | 17.9 | 13.1 | 11.8 | 005-0882-00 | 005-0882-09 |
| FBAM-B050 | 24.0 | 16.9 | 12.9 | 005-0882-00 | 005-0882-09 |
| FJAF-A056 | 17.5 | 14.3 | 12.1 | 005-0882-00 | 005-0882-09 |
| FJAF-A075 | 24.0 | 16.9 | 13.1 | 005-0882-00 | 005-0882-09 |
| FJAL-A101 | 24.0 | 16.9 | 13.1 | 005-0882-00 | 005-0882-09 |
| FJAL-B200 | 24.0 | 19.5 | 16.3 | 005-0882-02 | 005-0882-10 |
| FJAL-B301 | 25.2 | 34.1 | 19.0 | 005-0882-01 | 005-0882-11 |
| FJAL-A390 | 25.2 | 34.1 | 19.0 | 005-0882-01 | 005-0882-11 |
| FJAM-A106 | 24.0 | 18.3 | 16.2 | 005-0882-00 | 005-0882-09 |
| FJAM-A200 | 25.2 | 34.1 | 18.9 | 005-0882-01 | 005-0882-11 |
| FJAM-B400 | 28.2 | 44.1 | 26.9 | 005-0882-04 | N/A |
| FTAH-B074 | 17.4 | 14.4 | 11.8 | 005-0882-00 | 005-0882-09 |
| FTAH-A101 | 24.0 | 16.8 | 15.9 | 005-0882-00 | 005-0882-09 |
| FTAH-A150 | 24.0 | 18.4 | 16.3 | 005-0882-02 | 005-0882-10 |
| FTAH-A201 | 25.2 | 34.0 | 18.9 | 005-0882-01 | 005-0882-11 |
| FTAL-A050 | 16.0 | 13.3 | 11.9 | 005-0882-00 | 005-0882-09 |
| F3AD-B151 | 24.1 | 18.3 | 16.9 | 005-0882-02 | 005-0882-10 |
| F3AD-B201 | 25.0 | 34.0 | 19.0 | 005-0882-01 | 005-0882-11 |
| F3AD-A501 | 28.6 | 44.1 | 26.9 | 005-0882-04 | N/A |
| F3AH-A078 | 24.0 | 16.9 | 13.1 | 005-0882-00 | 005-0882-09 |
| F3AH-A100 | 24.0 | 16.9 | 13.1 | 005-0882-00 | 005-0882-09 |

| STD PKG | U/M | BERCOR NUMBER | DESCRIPTION | PC-1 EACH |
|---|---|---|---|---|
| 1 | EA | 96793 | 005-0882-01 CHO-11 CONDENSING UNIT HOODS | |
| 1 | EA | 96795 | 005-0882-04 CHO-15 CONDENSING UNIT HOODS | |
| 1 | EA | 96798 | 005-0882-08 CON-2 CONDENSING UNIT HOODS | |
| 1 | EA | 96802 | 005-0882-12 ECON-3 CONDENSING UNIT HOODS | |
| 1 | EA | 96799 | 505-7066-01 HOOD ASSEMBLY GROUP | |

# Contactors



**Copeland contactors have earned the Certified Parts stamp of approval.**

- Silver cadmium oxide contacts for longer life.
- Quiet reliable operation with adjusting magnet armatures.
- Compact design.
- Snap-on accessories.
- Quick connect terminals.
- Non-position sensitive for convenient mounting.

| STD PKG | U/M | BERCOR NUMBER | DESCRIPTION | PC-1 EACH |
|---|---|---|---|---|
| 1 | EA | 96762 | 912-0001-11 1 NC FOR 15-75 A AUXILIARY CONTACTS | |
| 1 | EA | 96763 | 912-0001-12 1NO/1NC FOR 15-75 A AUXILARY CONTACTS | |
| 1 | EA | 96764 | 912-0001-13 2 NO FOR 15-75 A AUXILIARY CONTACTS | |
| 1 | EA | 96767 | 912-0001-17 1NO/1NC FOR 90 A AUXILIARY CONTACTS | |
| 1 | EA | 96770 | 912-2030-00 2 POLE 30 AMP 24V CONTACTOR | |
| 1 | EA | 96771 | 912-2030-01 2 POLE 30 AMP 120 V CONTACTOR | |
| 1 | EA | 96772 | 912-2030-02 2 POLE 30 AMP 208/240 V CONTACTOR | |
| 1 | EA | 96773 | 912-2040-00 2 POLE 40 AMP 24 V CONTACTOR | |
| 1 | EA | 96774 | 912-3030-00 3 POLE 30 AMP 24 V CONTACTOR | |
| 1 | EA | 96775 | 912-3030-01 3 POLE 30 AMP 120V CONTACTOR | |
| 1 | EA | 96776 | 912-3030-02 3 POLE 30 AMP 208/240 V CONTACTOR | |
| 1 | EA | 96777 | 912-3040-00 3 POLE 40 AMP 24 V CONTACTOR | |
| 1 | EA | 96778 | 912-3040-01 3 POLE 40 AMP 120 V CONTACTOR | |
| 1 | EA | 96779 | 912-3040-02 3 POLE 40 AMP 208/240 V CONTACTOR | |
| 1 | EA | 96780 | 912-3050-00 3 POLE 50 AMP 24 V CONTACTOR | |
| 1 | EA | 96781 | 912-3050-01 3 POLE 50 AMP 120 V CONTACTOR | |
| 1 | EA | 96782 | 912-3050-02 3 POLE 50 AMP 208/240 V CONTACTOR | |
| 1 | EA | 96784 | 912-3060-01 3 POLE 60 AMP 120 V CONTACTOR | |
| 1 | EA | 96785 | 912-3060-02 3 POLE 60 AMP 208/240 V CONTACTOR | |
| 1 | EA | 96786 | 912-3075-01 3 POLE 75 AMP 120 V CONTACTOR | |
| 1 | EA | 96787 | 912-3075-02 3 POLE 75 AMP 208/240 V CONTACTOR | |
| 1 | EA | 96788 | 912-3090-01 3 POLE 90 AMP 120 V CONTACTOR | |
| 1 | EA | 96790 | 912-3120-01 3 POLE 120 AMP 120V CONTACTOR | |
| 1 | EA | 96791 | 912-3120-02 3 POLE 120 AMP 208/240 V CONTACTOR | |

# CoreSense™ Protection Module

## Contactor Replacement



This module for single-phase, residential air conditioning and heat pump systems combines the functionality of a standard system contactor with compressor diagnostic and protection capabilities. Exclusively for Copeland Scroll compressors, the CoreSense replaces single- and two-pole contactors commonly used in the field.

- Microprocessor controlled sealed compressor switching
- Low line voltage protection
- LED displays status and fault conditions
- Heavy duty line voltage lug connectors
- Push-button test
- Zero chatter latching relay construction
- Similar mounting footprint as traditional contactors
- Two pin data port enables download of fault history
- 5 year warranty

| STD PKG | U/M | BERCOR NUMBER | DESCRIPTION | PC-1 EACH |
|---|---|---|---|---|
| 24 | EA | 96855 | ESC1AFPT-CC-901 ELECTRONICS-SERV CONTACTOR | |

# A-1 Semi Hermetic Compressors



| Bercor No. | Model No | Refrigerant | BTU | Temp | HP | Voltage | Phase | Suction | Discharge | Weight (Lbs) |
|---|---|---|---|---|---|---|---|---|---|---|
| 97594 | 2DB3F25KLTFD | R-407C | 25K | LOW | 4.5 | 460 | 3 | 1 3/8 Sweat | 7/8 Sweat | 325 |
| 97595 | 2DF3F16KLTFD | R-407C | 16K | LOW | 3 | 460 | 3 | 1 3/8 Sweat | 7/8 Sweat | 325 |
| 97596 | 2DL3R78KLTFC | R-22 | 78K | MED | 5 | 230 | 3 | 1 3/8 Sweat | 7/8 Sweat | 325 |
| 97597 | 3DA3050LTFD | R-12 | 18K | LOW | 3.5 | 460 | 3 | 1 3/8 Sweat | 7/8 Sweat | 385 |
| 97406 | 3DA3R10ML-TFC | R-22 | 100K | MED | 6.5 | 230 | 3 | 1 3/8 Sweat | 1 1/8 Sweat | 385 |
| 97414 | 3DB3F33KL-TFD | R-407C | 33K | LOW | 5.5 | 460 | 3 | 1 3/8 Sweat | 1 1/8 Sweat | 385 |
| 97424 | 3DB3R12ME-TFC800 | R-22 | 102K | HIGH | 10 | 230 | 3 | 1 3/8 Sweat | 1 1/8 Sweat | 385 |
| 97430 | 3DB3R12ME-TFD | R-22 | 102K | MED | 7.5 | 460 | 3 | 1 3/8 Sweat | 1 1/8 Sweat | 385 |
| 97393 | 3DF3A090E-TFD800 | R-404A | 40K | LOW | 9 | 460 | 3 | 1 3/8 Sweat | 1 1/8 Sweat | 385 |
| 97421 | 3DF3F40KE-TFD800 | R-22 | 40K | LOW | 6 | 460 | 3 | 1 3/8 Sweat | 1 1/8 Sweat | 385 |
| 97598 | 3DK3R15ML-TFD | R-22 | 108K | MED | 10 | 460 | 3 | 1 3/8 Sweat | 1 1/8 Sweat | 385 |
| 97431 | 3DS3F46KE-TFC800 | R-22 | 46K | LOW | 7 | 230 | 3 | 1 3/8 Sweat | 1 1/8 Sweat | 385 |
| 97432 | 3DS3F46KL-TFD | R-407C | 46K | LOW | 7 | 460 | 3 | 1 3/8 Sweat | 1 1/8 Sweat | 385 |
| 97434 | 3DS3R17ME-TFC800 | R-404A | 117K | MED | 10 | 230 | 3 | 1 5/8 Sweat | 1 1/8 Sweat | 385 |
| 97435 | 3DS3R17ML-TFD | R-22 | 117K | MED | 10 | 460 | 3 | 1 5/8 sweat | 1 1/8 Sweat | 385 |
| 97436 | 3DT3R17ME-TFD | R-22 | 117K | MED | 10 | 460 | 3 | 1 5/8 Sweat | 1 1/8 Sweat | 385 |
| 97607 | 4DA3R12ML-TSK | R-407C | 12M | LOW | 8 | 460 | 3 | 1 5/8 sweat | 1 1/8 Sweat | 461 |
| 97438 | 4DH3R16ME-TSK800 | R-134a | 160K | HIGH | 15 | 230/460 | 3 | 1 5/8 Sweat | 1 1/8 Sweat | 450 |
| 97609 | 4DH3S16MLTSK | R-407C | 16M | LOW | 15 | 460 | 3 | 2 1/8 sweat | 1 3/8 Sweat | 450 |
| 97443 | 4DK3R22ML-TSK | R-22 | 159K | MED | 25 | 230 | 3 | 2 1/8 sweat | 1 3/8 Sweat | 450 |
| 97439 | 4DL3F63KL-TSK | R-407C | 63K | LOW | 10 | 460 | 3 | 1 5/8 sweat | 1 3/8 Sweat | 425 |
| 97444 | 4DR3R28ML-TSK | R-22 | 280K | AC | 25 | 230/460 | 3 | 2 1/8 Sweat | 1 3/8 Sweat | 450 |
| 97442 | 4DT3F76KL-TSK | R-404A | 76K | LOW | 12 | 460 | 3 | 2 1/8 sweat | 1 3/8 Sweat | 450 |
| 97358 | 4RA3-100A-TSK800 | R-12 | 100k | HIGH | 10 | 230/460 | 3 | 1 5/8 Sweat | 1 1/8 Sweat | 415 |
| 97359 | 4RE2200ATSK | R-22 | 184K | HIGH | 20 | 460 | 3 | 1 5/8 sweat | 1 1/8 Sweat | 414 |
| 97360 | 4RK2250ATSK | R-22 | 249K | AC | 25 | 460 | 3 | 2 1/8 sweat | 1 1/8 Sweat | 600 |
| 97446 | 6DP3R35ME-TSK800 | R-22 | 350K | AC | 30 | 460 | 3 | 2 1/8 Sweat | 1 5/8 Sweat | 550 |
| 97448 | 6DT3F11ME-TSK800 | R-404A | 110K | LOW | 17 | 230/460 | 3 | 2 1/8 Sweat | 1 3/8 Sweat | 550 |
| 97362 | 6RP2-350A-TSK800 | R-22 | 350K | AC | 35 | 230/460 | 3 | 2 1/8 Sweat | 1 3/8 Sweat | 513 |
| 97636 | 9RA1050ATFC | R-12 | 36K | MED | 5 | 230 | 3 | 1 3/8 Sweat | 7/8 Sweat | 325 |
| 97356 | 9RB1-076A-TFC800 | R-12 | 47K | MED | 7.5 | 230 | 3 | 1 3/8 Sweat | 1 1/8 Sweat | 328 |
| 97357 | 9RS3076ATFC | R-12 | 56K | MED | 7.5 | 230 | 3 | 1 3/8 Sweat | 1 1/8 Sweat | 364 |
| 97320 | KAA2-007A-IAA800 | R-12 | 2520 | LOW | 0.75 | 115 | 1 | 5/8 Flare | 3/8 Flare | 87 |
| 97323 | KAAB007ECAA | R-404A | 4250 | XLOW | 0.75 | 115 | 1 | 5/8 Flare | 3/8 Flare | 87 |
| 97324 | KAGA-007A-TAC800 | R-12 | 5440 | MED | 0.75 | 230 | 3 | 5/8 Flare | 3/8 Flare | 87 |
| 97318 | KAGB-005E-IAA800 | R-404A | 2930 | XLOW | 0.5 | 115 | 1 | 1/2 Flare | 3/8 Flare | 83 |
| 97325 | KAGB-007A-CAV800 | R-12 | 6100 | MED | 0.75 | 230 | 1 | 5/8 Flare | 3/8 Flare | 87 |
| 97637 | KAGB010ECAV | R-404A | 10K | MED | 1 | 230 | 1 | 5/8 Flare | 3/8 Flare | 88 |
| 97638 | KAGB015ECAV | R-404A | 15K | HIGH | 1.5 | 230 | 1 | 7/8 Sweat | 1/2 Flare | 93 |
| 97326 | KAJB007EIAA | R-404A | 3720 | XLOW | 0.75 | 115 | 1 | 5/8 Flare | 3/8 Flare | 87 |
| 97329 | KAJB010ECAV | R-404A | 3820 | LOW | 1 | 230 | 1 | 5/8 Flare | 1/2 Flare | 96 |
| 97332 | KAKA010ATAC | R-12 | 7520 | MED | 1 | 230 | 3 | 5/8 Flare | 1/2 Flare | 84 |
| 97335 | KAKB011ECAV | R-404A | 4360 | LOW | 1 | 230 | 1 | 5/8 Flare | 1/2 Flare | 96 |
| 97639 | KAKB021ECAV | R-404A | 12K | MED | 2 | 230 | 1 | 7/8 Sweat | 1/2 Flare | 106 |
| 97336 | KALA-015A-TAC800 | R-12 | 9450 | MED | 1.5 | 230 | 3 | 7/8 Sweat | 1/2 Flare | 96 |
| 97340 | KALA016ETAC | R-404A | 5580 | LOW | 1.5 | 230 | 3 | 7/8 Sweat | 1/2 Flare | 93 |
| 97330 | KALB-010A-CAV800 | R-12 | 3150 | LOW | 1 | 230 | 1 | 5/8 Flare | 1/2 Flare | 89 |
| 97331 | KALB010ECAV | R-404A | 5530 | XLOW | 1 | 230 | 1 | 5/8 Flare | 1/2 Flare | 94 |
| 97337 | KALB015ECAV | R-404A | 5720 | LOW | 1.5 | 230 | 1 | 7/8 Sweat | 1/2 Flare | 93 |
| 97327 | KAMB007ECAA | R-404A | 2800 | LOW | 0.75 | 115 | 1 | 5/8 Flare | 3/8 Flare | 87 |
| 97316 | KAMB007ECAV | R-404A | 2770 | LOW | 0.75 | 230 | 1 | 5/8 Flare | 3/8 Flare | 87 |
| 97319 | KANB005EIAA | R-404A | 1530 | LOW | 0.5 | 115 | 1 | 1/2 Flare | 3/8 Flare | 83 |
| 97338 | KATA015ETAC | R-404A | 6730 | XLOW | 1.5 | 230 | 3 | 7/8 Sweat | 1/2 Flare | 93 |
| 97333 | KATB-010A-CAV800 | R-12 | 4230 | LOW | 1 | 230 | 1 | 5/8 Flare | 1/2 Flare | 91 |
| 97339 | KATB015ECAV | R-404A | 7K | XLOW | 1.5 | 230 | 1 | 1/2 Sweat | 3/8 Flare | 93 |
| 97354 | MRB1050ATFC | R-502, | 36K | MED | 5 | 230 | 3 | 1 3/8 Sweat | 7/8 Sweat | 261 |

## 2D-Series

| STD PKG | U/M | BERCOR NUMBER | DESCRIPTION | PC-1 EACH |
|---|---|---|---|---|
| 1 | EA | 97594 | 2DB3F25KLTFD 25K BTU 460-3 R407C LOW TEMP COMPRESSOR | |
| 1 | EA | 97595 | 2DF3F16KLTFD 16K BTU 460-3 R407C LOW TEMP COMPRESSOR | |
| 1 | EA | 97596 | 2DL3R78KLTFC 78K BTU 230-3 R22 MED TEMP COMPRESSOR | |

## 3D-Series

| STD PKG | U/M | BERCOR NUMBER | DESCRIPTION | PC-1 EACH |
|---|---|---|---|---|
| 1 | EA | 97597 | 3DA3050LTFD 18K BTU 460-3 R12 LOW TEMP COMPRESSOR | |
| 1 | EA | 97406 | 3DA3R10ML-TFC 100K BTU 230-3 R404A HT/MT LOW CON COMPRESSOR | |
| 1 | EA | 97414 | 3DB3F33KL-TFD 33K BTU 460-3 R404A LT LOW COND COMPRESSOR | |
| 1 | EA | 97424 | 3DB3R12ME-TFC800 102K BTU 230-3 R404A HT/MT LOW CON COMPRESSOR | |
| 1 | EA | 97430 | 3DB3R12ME-TFD 102K BTU 460-3 R404A HT/MT LOW CON COMPRESSOR | |
| 1 | EA | 97393 | 3DF3A090E-TFD800 9 HP 460-3 R404A LT COMPRESSOR | |
| 1 | EA | 97421 | 3DF3F40KE-TFD800 40K BTU 460-3 R404A LT LOW COND COMPRESSOR | |
| 1 | EA | 97598 | 3DK3R15ML-TFD 108K BTU 460-3 R22 MED TEMP COMPRESSOR | |
| 1 | EA | 97436 | 3DT3R17ME-TFD 15HP 460-3 R22 MT COMPRESSOR | |
| 1 | EA | 97431 | 3DS3F46KE-TFC800 46K BTU 230-3 R404A LT LOW COND COMPRESOR | |
| 1 | EA | 97432 | 3DS3F46KL-TFD 46K BTU 460-3 R404A LT LOW COND COMPRESSOR | |
| 1 | EA | 97435 | 3DS3R17ML-TFD 117K BTU 460-3 R404A HT/MT LOW CON COMPRESSOR | |
| 1 | EA | 97434 | 3DS3R17ME-TFC800 117K BTU 230-3 R404A HT/MT LOW CON COMPRESSOR | |

## 4D-Series

| | | | | |
|---|---|---|---|---|
| 1 | EA | 97607 | 4DA3R12ML-TSK 12M BTU MULTI LOW TEMP COMPRESSOR | |
| 1 | EA | 97444 | 4DR3R28ML-TSK 30 HP 230/460 3 R-22 AC UNLOADED COMPRESSOR | |
| 1 | EA | 97438 | 4DH3R16ME-TSK800 15 HP 230/460 3 R134A HT COMPRESSOR | |
| 1 | EA | 97609 | 4DH3S16MLTSK 16M BTU MULTI R407C MED TEMP COMPRESSOR | |
| 1 | EA | 97443 | 4DK3R22ML-TSK 25 HP 230/460 3 R-22 AC UNLOADED COMPRESSOR | |
| 1 | EA | 97439 | 4DL3F63KL-TSK 63K BTU 230/460-3 R404A LT LOW COND COMPRESSOR | |
| 1 | EA | 97442 | 4DT3F76KL-TSK 22 HP 230/460 3 R-22 LT DEMAND COOLING COMP | |
| 1 | EA | 97358 | 4RA3-100A-TSK800 10 HP 230/460 3 R-12 HT COMPRESSOR | |
| 1 | EA | 97359 | 4RE2200ATSK 20 HP 230/460 3 R-22 AC UNLOADED COMPRESSOR | |
| 1 | EA | 97360 | 4RK2250ATSK 25 HP 230/460 3 R-22 AC UNLOADED COMPRESSOR | |

## 6-Series

| | | | | |
|---|---|---|---|---|
| 1 | EA | 97448 | 6DT3F11ME-TSK800 30HP 230/460 3 R404A LT COMPRESSOR | |
| 1 | EA | 97446 | 6DP3R35ME-TSK800 30 HP 230/460 3 R-22 AC UNLOADED COMPRESSOR | |
| 1 | EA | 97362 | 6RP2-350A-TSK800 35 HP 230/460 3 R-22 AC UNLOADED COMPRESSOR | |

## 9-Series

| | | | | |
|---|---|---|---|---|
| 1 | EA | 97636 | 9RA1050ATFC 36300 BTU R-12 MED TEMP 230-3 | |
| 1 | EA | 97356 | 9RB1-076A-TFC800 7 1/2 HP 230-3 R-12 MT COMPRESSOR | |
| 1 | EA | 97357 | 9RS3076ATFC 7 1/2 HP 230-3 R-12 MT COMPRESSOR | |

## KA-Series

| | | | | |
|---|---|---|---|---|
| 1 | EA | 97320 | KAA2-007A-IAA800 3/4 HP 115-1 R12 LT COMPRESSOR | |
| 1 | EA | 97323 | KAAB007ECAA 3/4 HP 115-1 R404A LT COMPRESSOR | |
| 1 | EA | 97324 | KAGA-007A-TAC800 3/4 HP 230-3 R12 MT COMPRESSOR | |
| 1 | EA | 97318 | KAGB-005E-IAA800 1/2 HP 115-1 R404A LT COMPRESSOR | |
| 1 | EA | 97325 | KAGB-007A-CAV800 3/4 HP 230-1 R12 MT COMPRESSOR | |
| 1 | EA | 97637 | KAGB010ECAV 10,000 BTU 230-1 R-404A MT COMPRESSOR | |
| 1 | EA | 97638 | KAGB015ECAV 15000 BTU 230-1 R-22 HT COMPRESSOR | |
| 1 | EA | 97326 | KAJB007EIAA 3/4 HP 115-1 R404A LT COMPRESSOR | |
| 1 | EA | 97329 | KAJB010ECAV 1 HP 230-1 R404A LT COMPRESSOR | |
| 1 | EA | 97332 | KAKA010ATAC 1 HP 230-3 R12 MT COMPRESSOR | |
| 1 | EA | 97335 | KAKB011ECAV 1 HP 230-1 R404A LT COMPRESSOR | |
| 1 | EA | 97639 | KAKB021ECAV 12,000 BTU 230-1 R22 MT COMPRESSOR | |
| 1 | EA | 97336 | KALA-015A-TAC800 1-1/2 HP 230-3 R12 MT COMPRESSOR | |
| 1 | EA | 97330 | KALB-010A-CAV800 1 HP 230-1 R12 LT COMPRESSOR | |
| 1 | EA | 97331 | KALB010ECAV 1 HP 230-1 R404A ELT COMPRESSOR | |
| 1 | EA | 97337 | KALB015ECAV 1-1/2 HP 230-1 R404A LT COMPRESSOR | |
| 1 | EA | 97340 | KALA016ETAC 1-1/2 HP 230-3 R404A COMPRESSOR | |
| 1 | EA | 97327 | KAMB007ECAA 3/4 HP 115-1 R404A LT COMPRESSOR | |
| 1 | EA | 97316 | KAMB007ECAV 3/4 HP 230-1 R404A LT COMPRESSOR | |
| 1 | EA | 97319 | KANB005EIAA 1/2 HP 115-1 R404A LT COMPRESSOR | |
| 1 | EA | 97338 | KATA015ETAC 1-1/2 HP 230-3 R404A ELT COMPRESSOR | |
| 1 | EA | 97333 | KATB-010A-CAV800 1 HP 230-1 R12 COMPRESSOR | |
| 1 | EA | 97339 | KATB015ECAV 1-1/2 HP 230-1 R404A ELT COMPRESSOR | |

# CR Air Conditioning Compressors



### Air Conditioning Applications

- R-22 only
- CR=Residential A/C (1.5 to 5 Tons)

| Bercor No. | Model No. | Dimensions (In.) | | | Wt. (Lbs.) | Suction (Stub) | Discharge (Stub)2 | Oil Type | BTU | Displacement |
|---|---|---|---|---|---|---|---|---|---|---|
| | | L | W | H | | | | | | |
| 97671 | CR18K6-TF5-875 | 10.23 | 9.65 | 13.12 | 61 | 3/4 | 1/2 | AB | 17,600 | 244.36 |
| 97611 | CR18K6E-TF5-875 | 10.23 | 9.65 | 13.12 | 61 | 3/4 | 1/2 | POE | 17,600 | 244.36 |
| 97650 | CR18K6-PFV-875 | 10.23 | 9.65 | 13.19 | 61 | 3/4 | 19/50 | AB | 18,000 | 244.36 |
| 97610 | CR18K6E-PFV-875 | 10.23 | 9.65 | 13.19 | 61 | 3/4 | 19/50 | POE | 18,000 | 244.36 |
| 97651 | CR22K6-PFV-875 | 10.23 | 9.65 | 13.19 | 61 | 3/4 | 19/50 | AB | 22,100 | 302.57 |
| 97612 | CR22K6E-PFV-875 | 10.23 | 9.65 | 13.19 | 61 | 3/4 | 19/50 | POE | 22,100 | 302.57 |
| 97672 | CR24K6-TF5-875 | 10.23 | 9.65 | 13.44 | 60 | 3/4 | 19/50 | AB | 24,000 | 328.22 |
| 97614 | CR24K6E-TF5-875 | 10.23 | 9.65 | 13.44 | 60 | 3/4 | 19/50 | POE | 24,000 | 328.22 |
| 97652 | CR24K6-PFV-875 | 10.23 | 9.65 | 13.44 | 63 | 3/4 | 19/50 | AB | 24,500 | 328.22 |
| 97613 | CR24K6E-PFV-875 | 10.23 | 9.65 | 13.44 | 63 | 3/4 | 19/50 | POE | 24,500 | 328.22 |
| 97653 | CR28K6-PFV-875 | 10.23 | 9.65 | 13.56 | 64 | 3/4 | 1/2 | AB | 28,200 | 367.49 |
| 97615 | CR28K6E-PFV-875 | 10.23 | 9.65 | 13.56 | 64 | 3/4 | 1/2 | POE | 28,200 | 367.49 |
| 97654 | CR30K6-PFV-875 | 10.23 | 9.65 | 13.81 | 66 | 3/4 | 1/2 | AB | 30,000 | 381.62 |
| 97616 | CR30K6E-PFV-875 | 10.23 | 9.65 | 13.81 | 66 | 3/4 | 1/2 | POE | 30,000 | 381.62 |
| 67655 | CR32K6-PFV-875 | 10.23 | 9.65 | 13.81 | 66 | 3/4 | 1/2 | AB | 32,000 | 423.86 |
| 67617 | CR32K6E-PFV-875 | 10.23 | 9.65 | 13.81 | 66 | 3/4 | 1/2 | POE | 32,000 | 423.86 |
| 97618 | CR34K6E-PFV-875 | 10.23 | 9.65 | 14.06 | 67 | 3/4 | 1/2 | POE | 34,500 | 449.53 |
| 97620 | CR38K6E-TF5-875 | 10.23 | 9.65 | 14.31 | 67 | 3/4 | 1/2 | POE | 37,900 | 492.79 |
| 97673 | CR38K6-TFD-875 | 10.23 | 9.65 | 14.31 | 67 | 3/4 | 1/2 | AB | 37,900 | 492.79 |
| 97621 | CR38K6E-TFD-875 | 10.23 | 9.65 | 14.31 | 67 | 3/4 | 1/2 | POE | 37,900 | 492.79 |
| 97657 | CR38K6-PFV-875 | 10.23 | 9.65 | 14.31 | 70 | 3/4 | 1/2 | AB | 38,200 | 492.79 |
| 97619 | CR38K6E-PFV-875 | 10.23 | 9.65 | 14.31 | 70 | 3/4 | 1/2 | POE | 38,200 | 492.79 |
| 97660 | CR42K6-TF5-875 | 10.23 | 9.65 | 14.56 | 69 | 3/4 | 1/2 | AB | 41,700 | 534.59 |
| 97623 | CR42K6E-TF5-875 | 10.23 | 9.65 | 14.56 | 69 | 3/4 | 1/2 | POE | 41,700 | 534.59 |
| 97624 | CR42K6E-TFD-875 | 10.23 | 9.65 | 14.56 | 69 | 3/4 | 1/2 | POE | 41,700 | 534.59 |
| 97622 | CR42K6E-PFV-875 | 10.23 | 9.65 | 14.56 | 74 | 3/4 | 1/2 | POE | 41,900 | 534.59 |
| 97626 | CR47KQE-TF5-970 | 10.38 | 9.09 | 14.81 | 77 | 22/25 | 1/2 | POE | 47,200 | 602.06 |
| 97627 | CR47KQE-TFD-970 | 10.38 | 9.09 | 14.81 | 77 | 22/25 | 1/2 | POE | 47,200 | 602.06 |
| 97461 | CR47KQ-PFV-970 | 10.38 | 9.09 | 14.81 | 77 | 22/25 | 1/2 | AB | 47,500 | 602.06 |
| 97625 | CR47KQE-PFV-970 | 10.38 | 9.09 | 14.81 | 77 | 22/25 | 1/2 | POE | 47,500 | 602.06 |
| 97629 | CR53KQE-TF5-970 | 10.62 | 9.22 | 14.81 | 77 | 22/25 | 1/2 | POE | 53,200 | 665.12 |
| 97630 | CR53KQE-TFD-970 | 10.62 | 9.22 | 14.81 | 77 | 22/25 | 1/2 | POE | 53,200 | 665.12 |
| 97628 | CR53KQE-PFV-970 | 10.62 | 9.22 | 14.81 | 77 | 22/25 | 1/2 | POE | 53,300 | 665.12 |
| 97634 | CRPQ-045E-TF5970 | 11.38 | 9.38 | 15.88 | 82 | 22/25 | 1/2 | POE | 57,000 | 706.92 |
| 97635 | CRPQ-045E-TFD970 | 11.38 | 9.38 | 15.88 | 91 | 22/25 | 1/2 | POE | 57,000 | 706.92 |
| 97468 | CRN5-0500-PFV970 | 11.38 | 9.38 | 16.13 | 91 | 22/25 | 1/2 | AB | 60,600 | 756.06 |
| 97631 | CRNQ-050E-PFV970 | 11.38 | 9.38 | 16.13 | 91 | 22/25 | 1/2 | POE | 60,600 | 756.06 |
| 97632 | CRNQ-050E-TF5970 | 11.38 | 9.38 | 16.13 | 90 | 22/25 | 1/2 | POE | 61,300 | 756.06 |
| 97633 | CRNQ-050E-TFD970 | 11.38 | 9.38 | 16.13 | 82 | 22/25 | 1/2 | POE | 61,300 | 756.06 |

***Continued on the Following Page***

***Continued from the Previous Page***

## Compressors

| Start Capacitor | Run Capacitor | Relay | STD PKG | U/M | BERCOR NUMBER | DESCRIPTION | PC-1 1-2 | PC-2 3-4 | PC-3 5 |
|---|---|---|---|---|---|---|---|---|---|
| — | — | — | 1 | EA | 97671 | CR18K6-TF5-875 17,600 BTU 230-3 R-22 A/C COMPRESSOR | | | |
| — | — | — | 1 | EA | 97611 | CR18K6E-TF5-875 17,600 BTU 230-3 R-22 A/C COMPRESSOR | | | |
| 96747 | 96749 | 96711 | 1 | EA | 97650 | CR18K6-PFV-875 18,000 BTU 230-1 R-22 A/C COMPRESSOR | | | |
| 96747 | 96749 | 96711 | 1 | EA | 97610 | CR18K6E-PFV-875 18,000 BTU 230-1 R-22 A/C COMPRESSOR | | | |
| 96729 | 94556 | 96712 | 1 | EA | 97651 | CR22K6-PFV-875 22,100 BTU 230-1 R-22 A/C COMPRESSOR | | | |
| 96729 | 94556 | 96712 | 1 | EA | 97612 | CR22K6E-PFV-875 22,100 BTU 230-1 R-22 A/C COMPRESSOR | | | |
| — | — | — | 1 | EA | 97672 | CR24K6-TF5-875 24,000 BTU 230-3 R-22 A/C COMPRESSOR | | | |
| — | — | — | 1 | EA | 97614 | CR24K6E-TF5-875 24,000 BTU 230-3 R-22 A/C COMPRESSOR | | | |
| 96747 | 96750 | 96711 | 1 | EA | 97652 | CR24K6-PFV-875 24,500 BTU 230-1 R22 A/C COMPRESSOR | | | |
| 96747 | 96750 | 96711 | 1 | EA | 97613 | CR24K6E-PFV-875 24,500 BTU 230-1 R22 A/C COMPRESSOR | | | |
| 96729 | 96750 | 96712 | 1 | EA | 97653 | CR28K6-PFV-875 28,200 BTU 230-1 R22 A/C COMPRESSOR | | | |
| 96729 | 96750 | 96712 | 1 | EA | 97615 | CR28K6E-PFV-875 28,200 BTU 230-1 R22 A/C COMPRESSOR | | | |
| 96747 | 96750 | 96711 | 1 | EA | 97654 | CR30K6-PFV-875 30,000 BTU 230-1 R22 A/C COMPRESSOR | | | |
| 96747 | 96750 | 96711 | 1 | EA | 97616 | CR30K6E-PFV-875 30,000 BTU 230-1 R22 A/C COMPRESSOR | | | |
| 96747 | 94587 | 96710 | 1 | EA | 97655 | CR32K6-PFV-875 32,000 BTU 230-1 R22 A/C COMPRESSOR | | | |
| 96747 | 94587 | 96710 | 1 | EA | 97617 | CR32K6E-PFV-875 32,000 BTU 230-1 R22 A/C COMPRESSOR | | | |
| 96732 | 94564 | 96711 | 1 | EA | 97618 | CR34K6E-PFV-875 34,500 BTU 230-1 R22 A/C COMPRESSOR | | | |
| — | — | — | 1 | EA | 97620 | CR38K6E-TF5-875 37,900 BTU 230-3 R22 A/C COMPRESSOR | | | |
| — | — | — | 1 | EA | 97673 | CR38K6-TFD-875 37,900 BTU 460-3 R-22 A/C COMPRESSOR | | | |
| — | — | — | 1 | EA | 97621 | CR38K6E-TFD-875 37,900 BTU 460-3 R-22 A/C COMPRESSOR | | | |
| 96732 | 96754 | 96712 | 1 | EA | 97657 | CR38K6-PFV-875 38,200 BTU 230-1 R22 A/C COMPRESSOR | | | |
| 96732 | 96754 | 96712 | 1 | EA | 97619 | CR38K6E-PFV-875 38,200 BTU 230-1 R22 A/C COMPRESSOR | | | |
| — | — | — | 1 | EA | 97660 | CR42K6-TF5-875 41,700 BTU 230-3 R22 A/C COMPRESSOR | | | |
| — | — | — | 1 | EA | 97623 | CR42K6E-TF5-875 41,700 BTU 230-3 R22 A/C COMPRESSOR | | | |
| — | — | — | 1 | EA | 97624 | CR42K6E-TFD-875 41,700 BTU 460-3 R-22 A/C COMPRESSOR | | | |
| 96732 | 96754 | 96712 | 1 | EA | 97622 | CR42K6E-PFV-875 41,900 BTU 230-1 R22 A/C COMPRESSOR | | | |
| — | — | — | 1 | EA | 97626 | CR47KQE-TF5-970 47,200 BTU 230-3 R22 A/C COMPRESSOR | | | |
| — | — | — | 1 | EA | 97627 | CR47KQE-TFD-970 47,200 BTU 460-3 R-22 A/C COMPRESSOR | | | |
| 96732 | 94592 | 96827 | 1 | EA | 97461 | CR47KQ-PFV-970 47,500 BTU 230-1 R22 A/C COMPRESSOR | | | |
| 96732 | 94592 | 96827 | 1 | EA | 97625 | CR47KQE-PFV-970 47,500 BTU 230-1 R22 A/C COMPRESSOR | | | |
| — | — | — | 1 | EA | 97629 | CR53KQE-TF5-970 53,200 BTU 230-3 R22 A/C COMPRESSOR | | | |
| 96732 | — | — | 1 | EA | 97630 | CR53KQE-TFD-970 53,200 BTU 460-3 R22 A/C COMPRESSOR | | | |
| 96732 | 96756 | 96827 | 1 | EA | 97628 | CR53KQE-PFV-970 53,700 BTU 230-1 R22 A/C COMPRESSOR | | | |
| — | — | — | 1 | EA | 97634 | CRPQ-045E-TF5970 57,000 BTU 230-3 R22 A/C COMPRESSOR | | | |
| — | — | — | 1 | EA | 97635 | CRPQ-045E-TFD970 57,000 BTU 460-3 R22 A/C COMPRESSOR | | | |
| — | — | — | 1 | EA | 97468 | CRN5-0500-PFV970 60,600 BTU 230-1 R22 A/C COMPRESSOR | | | |
| — | — | — | 1 | EA | 97631 | CRNQ-050E-PFV970 60,600 BTU 230-1 R22 A/C COMPRESSOR | | | |
| — | — | — | 1 | EA | 97632 | CRNQ-050E-TF5970 61,300 BTU 230-3 R22 A/C COMPRESSOR | | | |
| — | — | — | 1 | EA | 97633 | CRNQ-050E-TFD970 61,300 BTU 460-3 R22 A/C COMPRESSOR | | | |

***Continued on the Following Page***

***Continued from the Previous Page***

## Start Capacitors

| STD PKG | U/M | BERCOR NUMBER | DESCRIPTION | PC-1 EACH |
|---|---|---|---|---|
| 1 | EA | 96729 | 914-0008-51 145-174 MFD 220 VAC START CAPACITOR | |
| 1 | EA | 96732 | 914-0006-03 189-227 MFD 330 VAC START CAPACITOR | |
| 1 | EA | 96733 | 914-0006-07 145-174 MFD 250 VAC START CAPACITOR | |
| 1 | EA | 96747 | 914-0036-04 145-174 MFD 250 VAC START CAPACITOR | |
| 1 | EA | 96849 | 914-0036-07 CAP START KIT | |
| 1 | EA | 96853 | 914-0053-09 CAP START KIT | |

## Copeland Run Capacitors

| STD PKG | U/M | BERCOR NUMBER | DESCRIPTION | PC-1 1-9 | PC-2 10 |
|---|---|---|---|---|---|
| 1 | EA | 94556 | 12917 30MFD 370V RUN CAP OVAL | | |
| 1 | EA | 94585 | 12941 30MFD 440V RUN CAP OVAL | | |
| 1 | EA | 94587 | 12943 35MFD 440V RUN CAP OVAL | | |
| 1 | EA | 94592 | 12748 45MFD 440V RUN CAPACITOR ROUND | | |
| 1 | EA | 94594 | 12251 50MFD 440V RUN CAPACITOR ROUND | | |
| 1 | EA | 96749 | 914-0037-09 25 MFD 370 VAC RUN CAPACITOR | | |
| 1 | EA | 96750 | 914-0037-11 35 MFD 370 VAC RUN CAPACITOR | | |
| 1 | EA | 96751 | 914-0037-12 40 MFD 370 VAC RUN CAPACITOR | | |
| 1 | EA | 96754 | 914-0037-18 40 MFD 440 VAC RUN CAPACITOR | | |
| 1 | EA | 96756 | 914-0037-22 60 MFD 440 VAC RUN CAPACITOR | | |
| 1 | EA | 96758 | 914-0037-38 80 MFD 370 VAC RUN CAPICITOR | | |

## Mars Run Capacitors

| STD PKG | U/M | BERCOR NUMBER | DESCRIPTION | PC-1 1-9 | PC-2 10 |
|---|---|---|---|---|---|
| 1 | EA | 94564 | 12925 50MFD 370V RUN CAP OVAL | | |
| 1 | EA | 94587 | 12943 35MFD 440V RUN CAP OVAL | | |

## Relays

| STD PKG | U/M | BERCOR NUMBER | DESCRIPTION | PC-1 EACH |
|---|---|---|---|---|
| 1 | EA | 96710 | 940-0001-54 START RELAY | |
| 1 | EA | 96711 | 940-0001-55 START RELAY | |
| 1 | EA | 96712 | 940-0001-60 START RELAY | |
| 1 | EA | 96715 | 940-0001-64 START RELAY | |
| 1 | EA | 96716 | 940-0001-68 START RELAY | |
| 1 | EA | 96827 | 940-0001-59 START RELAY | |

# Copeland brand products ZR Scroll Air Conditioning Compressors



- 21,000 to 185,000 BTU
- 230 volt, single-phase or three-phase
- 460 volt, three-phase

| Bercor Number | Model Number | BTU | Dimensions (In) | | | Weight (Lbs.) | Suction | Discharge | Oil Type | Displacement (ft^3/hr) |
|---|---|---|---|---|---|---|---|---|---|---|
| | | | Length | Width | Height | | | | | |
| 97731 | ZR18K5E-PFV-800 | 17,300 | 9.5 | 9.5 | 15.86 | 48.9 | 3/4 Stub | 1/2 Stub | POE | 186.91 |
| 97580 | ZR21K5-PFV-800 | 21,000 | 9.5 | 9.5 | 15.86 | 46.9 | 3/4 Stub | 1/2 Stub | AB | 214.86 |
| 97705 | ZR21K5E-PFV-800 | 21,000 | 9.5 | 9.5 | 15.86 | 46.9 | 3/4 Stub | 1/2 Stub | POE | 214.86 |
| 97588 | ZR25K5-PFV-800 | 25,300 | 9.5 | 9.5 | 15.86 | 50.1 | 3/4 Stub | 1/2 Stub | AB | 252.66 |
| 97706 | ZR25K5E-PFV-800 | 25,300 | 9.5 | 9.5 | 15.86 | 50.1 | 3/4 Stub | 1/2 Stub | POE | 252.66 |
| 97581 | ZR28K5-PFV-800 | 28,400 | 9.5 | 9.5 | 15.86 | 49.6 | 3/4 Stub | 1/2 Stub | AB | 286.93 |
| 97707 | ZR28K5E-PFV-800 | 28,400 | 9.5 | 9.5 | 15.86 | 49.6 | 3/4 Stub | 1/2 Stub | POE | 286.93 |
| 97582 | ZR32K5-PFV-800 | 32,600 | 9.5 | 9.5 | 15.86 | 49.9 | 3/4 Stub | 1/2 Stub | AB | 326.91 |
| 97708 | ZR32K5E-PFV-800 | 32,600 | 9.5 | 9.5 | 15.86 | 49.9 | 3/4 Stub | 1/2 Stub | POE | 326.91 |
| 97583 | ZR38K5-PFV-800 | 38,000 | 9.69 | 9.69 | 16.94 | 64.9 | 7/8 Stub | 1/2 Stub | AB | 377.71 |
| 97709 | ZR38K5E-PFV-800 | 38,000 | 9.69 | 9.69 | 16.94 | 64.9 | 7/8 Stub | 1/2 Stub | POE | 377.71 |
| 97589 | ZR42K5-PFV-800 | 42,200 | 9.69 | 9.69 | 19.94 | 68.3 | 7/8 Stub | 1/2 Stub | AB | 419.27 |
| 97710 | ZR42K5E-PFV-800 | 42,200 | 9.69 | 9.69 | 19.94 | 68.3 | 7/8 Stub | 1/2 Stub | POE | 419.27 |
| 97585 | ZR42K5-TF5-800 | 42,200 | 9.69 | 9.69 | 19.94 | 61 | 7/8 Stub | 1/2 Stub | AB | 419.27 |
| 97711 | ZR42K5E-TF5-800 | 42,200 | 9.69 | 9.69 | 19.94 | 61 | 7/8 Stub | 1/2 Stub | POE | 419.27 |
| 97584 | ZR42K5-TFD-800 | 42,200 | 9.69 | 9.69 | 19.94 | 60.8 | 7/8 Stub | 1/2 Stub | AB | 419.27 |
| 97712 | ZR42K5E-TFD-800 | 42,200 | 9.69 | 9.69 | 19.94 | 60.8 | 7/8 Stub | 1/2 Stub | POE | 419.27 |
| 97587 | ZR48K5-TF5-800 | 48,200 | 9.69 | 9.69 | 16.94 | 69.1 | 7/8 Stub | 1/2 Stub | AB | 469.71 |
| 97714 | ZR48K5E-TF5-800 | 48,200 | 9.69 | 9.69 | 16.94 | 69.1 | 7/8 Stub | 1/2 Stub | POE | 469.71 |
| 97586 | ZR48K5-PFV-800 | 48,200 | 9.69 | 9.69 | 16.94 | 70.9 | 7/8 Stub | 1/2 Stub | AB | 469.71 |
| 97713 | ZR48K5E-PFV-800 | 48,200 | 9.69 | 9.69 | 16.94 | 70.9 | 7/8 Stub | 1/2 Stub | POE | 469.71 |
| 97715 | ZR48K5E-TFD-800 | 48,200 | 9.69 | 9.69 | 16.94 | 64.2 | 7/8 Stub | 1/2 Stub | POE | 469.71 |
| 97716 | ZR54K5E-PFV-800 | 53,500 | 9.69 | 9.69 | 16.94 | 72.5 | 7/8 Stub | 1/2 Stub | POE | 534.12 |
| 97717 | ZR54K5E-TF5-800 | 53,500 | 9.69 | 9.69 | 16.94 | 68.4 | 7/8 Stub | 1/2 Stub | POE | 534.12 |
| 97591 | ZR54K5-TFD-800 | 53,500 | 9.69 | 9.69 | 16.94 | 68.3 | 7/8 Stub | 1/2 Stub | AB | 534.12 |
| 97718 | ZR54K5E-TFD-800 | 53,500 | 9.69 | 9.69 | 16.94 | 68.3 | 7/8 Stub | 1/2 Stub | POE | 534.12 |
| 97492 | ZR57K3-PFV-930 | 58,000 | 9.69 | 9.69 | 17.75 | 90 | 7/8 Stub | 1/2 Stub | AB | 572.4 |
| 97719 | ZR57K3E-PFV-930 | 58,000 | 9.69 | 9.69 | 17.75 | 90 | 7/8 Stub | 1/2 Stub | POE | 572.4 |
| 97720 | ZR57K3E-TF5-930 | 58,500 | 9.69 | 9.69 | 17.24 | 85 | 7/8 Stub | 1/2 Stub | POE | 572.4 |
| 97721 | ZR57K3E-TFD-930 | 58,500 | 9.69 | 9.69 | 17.24 | 85 | 7/8 Stub | 1/2 Stub | POE | 572.4 |
| 97494 | ZR61K3-PFV-930 | 62,000 | 9.69 | 9.69 | 17.75 | 90 | 7/8 Stub | 1/2 Stub | AB | 612.5 |
| 97722 | ZR61K3E-PFV-930 | 62,000 | 9.69 | 9.69 | 17.75 | 90 | 7/8 Stub | 1/2 Stub | POE | 612.5 |
| 97723 | ZR61K3E-TF5-930 | 62,000 | 9.69 | 9.69 | 17.24 | 84 | 7/8 Stub | 1/2 Stub | POE | 612.5 |
| 97724 | ZR61K3E-TFD-930 | 62,000 | 9.69 | 9.69 | 17.24 | 84 | 7/8 Stub | 1/2 Stub | POE | 612.5 |
| 97725 | ZR68KCE-TF5-930 | 70,000 | 9.69 | 9.69 | 17.75 | 86 | 7/8 Stub | 1/2 Stub | POE | 689.79 |
| 97726 | ZR68KCE-TFD-930 | 70,000 | 9.69 | 9.69 | 17.75 | 86 | 7/8 Stub | 1/2 Stub | POE | 689.79 |
| 97727 | ZR72KCE-TF5-950 | 73,500 | 9.69 | 9.69 | 17.75 | 85 | 7/8 Stub | 1/2 Stub | POE | 727.1 |
| 97728 | ZR72KCE-TFD-950 | 73,500 | 9.69 | 9.69 | 17.75 | 85 | 7/8 Stub | 1/2 Stub | POE | 727.1 |
| 97481 | ZR84KC-TF5-950 | 85,500 | 10.38 | 11.23 | 18.75 | 126 | 1-1/8 Stub | 7/8 Stub | AB | 842.31 |
| 97545 | ZR84KCE-TF5-950 | 85,500 | 10.38 | 11.23 | 18.75 | 126 | 1-1/8 Stub | 7/8 Stub | POE | 842.31 |
| 97572 | ZR90K3E-TWD-961 | 89,000 | 12.57 | 14.06 | 21.17 | 207 | 1 3/8 Stub | 7/8 Stub | POE | 889.46 |
| 97544 | ZR94KCE-TF5-950 | 94,000 | 10.38 | 11.23 | 18.75 | 125 | 1-1/8 Stub | 7/8 Stub | POE | 942.81 |
| 97543 | ZR94KCE-TFD-950 | 94,000 | 10.38 | 11.23 | 18.75 | 126 | 1-1/8 Stub | 7/8 Stub | POE | 942.81 |
| 97562 | ZR11M3-TWC-961 | 108,000 | 12.57 | 14.06 | 21.17 | 212 | 1-3/8 Stub | 7/8 Stub | AB | 1068.23 |
| 97702 | ZR11M3E-TWC-961 | 108,000 | 12.57 | 14.06 | 21.17 | 212 | 1-3/8 Stub | 7/8 Stub | POE | 1068.23 |
| 97505 | ZR108KC-TF5-950 | 109,000 | 10.38 | 11.23 | 21 | 132 | 1-3/8 Stub | 7/8 Stub | AB | 1059.85 |
| 97549 | ZR108KCE-TF5-950 | 109,000 | 10.38 | 11.23 | 21 | 132 | 1-3/8 Stub | 7/8 Stub | POE | 1059.85 |
| 97548 | ZR108KCE-TFD-950 | 109,000 | 10.38 | 11.23 | 21 | 132 | 1-3/8 Stub | 7/8 Stub | POE | 1059.85 |
| 97573 | ZR12M3E-TWC-961 | 125,000 | 12.57 | 14.06 | 21.17 | 221 | 1-3/8 Stub | 7/8 Stub | POE | 1226.83 |
| 97574 | ZR12M3E-TWD-961 | 125,000 | 12.57 | 14.06 | 21.17 | 221 | 1-3/8 Stub | 7/8 Stub | POE | 1226.83 |
| 97547 | ZR125KCE-TF5-950 | 128,000 | 10.38 | 11.23 | 21 | 135 | 1-3/8 Stub | 7/8 Stub | POE | 1239.34 |
| 97546 | ZR125KCE-TFD-950 | 125,000 | 10.38 | 11.23 | 21 | 135 | 1-3/8 Stub | 7/8 Stub | POE | 1239.34 |
| 97665 | ZR190KCE-TE5-950 | 127,000 | 12.93 | 11.73 | 22.21 | 146 | 1-3/8 Stub | 7/8 Stub | POE | 1847.47 |
| 97666 | ZR190KCE-TED-950 | 127,000 | 12.93 | 11.73 | 22.21 | 143 | 1-3/8 Stub | 7/8 Stub | POE | 1847.47 |
| 97575 | ZR16M3E-TWC-961 | 154,000 | 12.57 | 14.06 | 21.47 | 227 | 1-3/8 Stub | 7/8 Stub | POE | 1515.33 |
| 97570 | ZR16M3E-TWD-961 | 154,000 | 12.57 | 14.06 | 21.47 | 227 | 1-3/8 Stub | 7/8 Stub | POE | 1515.33 |
| 97576 | ZR19M3E-TWC-961 | 185,000 | 12.63 | 13.75 | 23.3 | 236 | 2-1/4 Rotalock | 1-3/4 Rotalock | POE | 1822.43 |
| 97571 | ZR19M3E-TWD-961 | 185,000 | 12.63 | 13.75 | 23.3 | 236 | 2-1/4 Rotalock | 1-3/4 Rotalock | POE | 1822.43 |

***Continued on the Following Page***

***Continued from the Previous Page***

## Compressors

| STD PKG | U/M | BERCOR NUMBER | DESCRIPTION | PC-1 1-2 | PC-2 3-4 | PC-3 5 |
|---|---|---|---|---|---|---|
| 1 | EA | 97731 | ZR18K5E-PFV-800 17300 BTU 230-1 407C COMPRESSOR | | | |
| 1 | EA | 97580 | ZR21K5-PFV-800 21,000 BTU 230-1 R22 A/C SCROLL COMPRESSOR | | | |
| 1 | EA | 97705 | ZR21K5E-PFV-800 21,000 BTU 230-1 R22 A/C SCROLL COMPRESSOR | | | |
| 1 | EA | 97706 | ZR25K5E-PFV-800 25,300 BTU 230-1 R22 A/C SCROLL COMPRESSOR | | | |
| 1 | EA | 97581 | ZR28K5-PFV-800 28,400 BTU 230-1 R22 A/C SCROLL COMPRESSOR | | | |
| 1 | EA | 97707 | ZR28K5E-PFV-800 28,400 BTU 230-1 R22 A/C SCROLL COMPRESSOR | | | |
| 1 | EA | 97708 | ZR32K5E-PFV-800 32,600 BTU 230-1 R22 A/C SCROLL COMPRESSOR | | | |
| 1 | EA | 97583 | ZR38K5-PFV-800 38,000 BTU 230-1 R22 A/C SCROLL COMPRESSOR | | | |
| 1 | EA | 97709 | ZR38K5E-PFV-800 38,000 BTU 230-1 R22 A/C SCROLL COMPRESSOR | | | |
| 1 | EA | 97589 | ZR42K5-PFV-800 42,200 BTU 230-1 R22 A/C SCROLL COMPRESSOR | | | |
| 1 | EA | 97710 | ZR42K5E-PFV-800 42,200 BTU 230-1 R22 A/C SCROLL COMPRESSOR | | | |
| 1 | EA | 97585 | ZR42K5-TF5-800 42,200 BTU 230-3 R22 A/C SCROLL COMPRESSOR | | | |
| 1 | EA | 97711 | ZR42K5E-TF5-800 42,200 BTU 230-3 R22 A/C SCROLL COMPRESSOR | | | |
| 1 | EA | 97584 | ZR42K5-TFD-800 42,200 BTU 460-3 R22 A/C SCROLL COMPRESSOR | | | |
| 1 | EA | 97712 | ZR42K5E-TFD-800 42,200 BTU 460-3 R22 A/C SCROLL COMPRESSOR | | | |
| 1 | EA | 97587 | ZR48K5-TF5-800 47,000 BTU 230-3 R22 A/C SCROLL COMPRESSOR | | | |
| 1 | EA | 97714 | ZR48K5E-TF5-800 47,000 BTU 230-3 R22 A/C SCROLL COMPRESSOR | | | |
| 1 | EA | 97586 | ZR48K5-PFV-800 48,200 BTU 230-1 R22 A/C SCROLL COMPRESSOR | | | |
| 1 | EA | 97713 | ZR48K5E-PFV-800 48,200 BTU 230-1 R22 A/C SCROLL COMPRESSOR | | | |
| 1 | EA | 97715 | ZR48K5E-TFD-800 48,200 BTU 460-3 R22 A/C SCROLL COMPRESSOR | | | |
| 1 | EA | 97716 | ZR54K5E-PFV-800 53,500 BTU 230-1 R22 A/C SCROLL COMPRESSOR | | | |
| 1 | EA | 97717 | ZR54K5E-TF5-800 53,500 BTU 230-3 R22 A/C SCROLL COMPRESSOR | | | |
| 1 | EA | 97718 | ZR54K5E-TFD-800 53,500 BTU 460-3 R22 A/C SCROLL COMPRESSOR | | | |
| 1 | EA | 97492 | ZR57K3-PFV-930 58,000 BTU 230-1 R22 A/C SCROLL COMPRESSOR | | | |
| 1 | EA | 97719 | ZR57K3E-PFV-930 58,000 BTU 230-1 R22 A/C SCROLL COMPRESSOR | | | |
| 1 | EA | 97720 | ZR57K3E-TF5-930 58,500 BTU 230-3 R22 A/C SCROLL COMPRESSOR | | | |
| 1 | EA | 97721 | ZR57K3E-TFD-930 58,500 BTU 460-3 R22 A/C SCROLL COMPRESSOR | | | |
| 1 | EA | 97722 | ZR61K3E-PFV-930 62,000 BTU 230-1 R22 A/C SCROLL COMPRESSOR | | | |
| 1 | EA | 97723 | ZR61K3E-TF5-930 62,000 BTU 230-3 R22 A/C SCROLL COMPRESSOR | | | |
| 1 | EA | 97724 | ZR61K3E-TFD-930 62,000 BTU 460-.3 R22 A/C SCROLL COMPRESSOR | | | |
| 1 | EA | 97725 | ZR68KCE-TF5-930 70,000 BTU 230-3 R22 A/C SCROLL COMPRESSOR | | | |
| 1 | EA | 97726 | ZR68KCE-TFD-930 70,000 BTU 460-3 R22 A/C SCROLL COMPRESSOR | | | |
| 1 | EA | 97727 | ZR72KCE-TF5-950 73,500 BTU 230-3 R22 A/C SCROLL COMPRESSOR | | | |
| 1 | EA | 97728 | ZR72KCE-TFD-950 73,500 BTU 460-3 R22 A/C SCROLL COMPRESSOR | | | |
| 1 | EA | 97481 | ZR84KC-TF5-950 85,500 BTU 230-3 R22 A/C SCROLL COMPRESSOR | | | |
| 1 | EA | 97545 | ZR84KCE-TF5-950 81,500 BTU 230-3 R407C A/C SCROLL COMPRESSOR | | | |
| 1 | EA | 97572 | ZR90K3E-TWD-961 89,000 BTU 460-3 R22 A/C SCROLL COMPRESSOR | | | |
| 1 | EA | 97544 | ZR94KCE-TF5-950 94,000 BTU 230-3 R407C A/C SCROLL COMPRESSOR | | | |
| 1 | EA | 97543 | ZR94KCE-TFD-950 94,000 BTU 460-3 R-407C A/C SCROLL COMPRESSOR | | | |
| 1 | EA | 97562 | ZR11M3-TWC-961 108,000 BTU 230-3 R22 A/C SCROLL COMPRESSOR | | | |
| 1 | EA | 97702 | ZR11M3E-TWC-961 108,000 BTU 230-3 R22 A/C SCROLL COMPRESSOR | | | |
| 1 | EA | 97549 | ZR108KCE-TF5-950 106,000 BTU 230-3 R407C A/C SCROLL COMPRESSOR | | | |
| 1 | EA | 97548 | ZR108KCE-TFD-950 106,000 BTU 460-3 R407C A/C SCROLL COMPRESSOR | | | |
| 1 | EA | 97573 | ZR12M3E-TWC-961 125,000 BTU 230-3 R22 A/C SCROLL COMPRESSOR | | | |
| 1 | EA | 97574 | ZR12M3E-TWD-961 125,000 BTU 460-3 R22 A/C SCROLL COMPRESSOR | | | |
| 1 | EA | 97547 | ZR125KCE-TF5-950 125,000 BTU 230-3 R407C A/C SCROLL COMPRESSOR | | | |
| 1 | EA | 97546 | ZR125KCE-TFD-950 125,000 BTU 460-3 R407C A/C SCROLL COMPRESSOR | | | |
| 1 | EA | 97665 | ZP190KCE-TE5-950 127000 BTU 230-3 R410A AC COMPRESSOR | | | |
| 1 | EA | 97666 | ZP190KCE-TED-950 127000 BTU 460-3 R410A AC COMPRESSOR | | | |
| 1 | EA | 97575 | ZR16M3E-TWC-961 154,000 BTU 230-3 R22 A/C SCROLL COMPRESSOR | | | |
| 1 | EA | 97570 | ZR16M3E-TWD-961 154,000 BTU -460-3 R22 A/C SCROLL COMPRESSOR | | | |
| 1 | EA | 97576 | ZR19M3E-TWC-961 185,000 BTU 230-3 R407 A/C SCROLL COMPRESSOR | | | |
| 1 | EA | 97571 | ZR19M3E-TWD-961 185,000 BTU 460-3 R22 A/C SCROLL COMPRESSOR | | | |

# Copeland brand products ZPS Ultra Tech Scroll Air Conditioning Compressors



- R-410A ready
- 9.90 and 10.35 EER
- Two internal bypass ports enable the sytem to run at 67 percent part-load capacity for enhanced efficiency and humidity control
- Enhanced humidity and temperature control for 15–16 SEER market
- Two stages of capacity modulated by pressure differential that instantly shifts between full-load and part-load capacity
- Significant reduction in VA load
- Improved sound

| Model Number | BTU | Dimensions (In) | | | Weight (Lbs) | Suction | Discharge | Oil Type | Displacement (ft^3/hr) |
|---|---|---|---|---|---|---|---|---|---|
| | | Length | Width | Height | | | | | |
| ZPS20K5E-PFV | 25,100 | 9.56 | 9.56 | 15.27 | 47.3 | 3/4 Stub | 1/2 Stub | POE | 147.05 |
| ZPS40K5E-PFV | 51,000 | 9.56 | 9.56 | 16.94 | 72.9 | 7/8 Stub | 1/2 Stub | POE | 289.97 |

| STD PKG | U/M | BERCOR NUMBER | DESCRIPTION | PC-1 EACH |
|---|---|---|---|---|
| 1 | EA | 97663 | ZPS20K5E-PFV-800 25100 BTU 230-1 2 STEP R410A AC SCROLL COMPRESSOR | |
| 1 | EA | 97664 | ZPS40K5E-PFV-800 51000 BTU 230-1 2 STEP R410A AC SCROLL COMPRESSOR | |

# ZP Scroll Air Conditioning Compressors

## Residential and Light Commercial Applications



- R-410A ready
- High temperature and ultra high pressure applications
- 13 and 14 SEER optimized
- Improved temperature protection
- Internal pressure protection
- Quiet shutdown solution
- High efficiency motor
- 230V, 60 Hz., single-phase

| Model Number | BTU | Dimensions (In) | | | Weight (Lbs) | Suction | Discharge | Oil Type | Displacement (ft^3/hr) |
|---|---|---|---|---|---|---|---|---|---|
| | | Length | Width | Height | | | | | |
| ZP16K5E-PFV-800 | 15,500 | 9.56 | 9.56 | 15.27 | 47.4 | 3/4 Stub | 1/2 Stub | POE | 111.81 |
| ZP20K5E-PFV-800 | 20,000 | 9.56 | 9.56 | 15.27 | 47.4 | 3/4 Stub | 1/2 Stub | POE | 143.4 |
| ZP24K5E-PFV-800 | 24,000 | 9.56 | 9.56 | 15.27 | 48.3 | 3/4 Stub | 1/2 Stub | POE | 168.92 |
| ZP31K5E-PFV-800 | 31,100 | 9.56 | 9.56 | 15.27 | 49.6 | 3/4 Stub | 1/2 Stub | POE | 218.75 |
| ZP34K5E-PFV-800 | 34,500 | 9.56 | 9.56 | 16.94 | 71.2 | 7/8 Stub | 1/2 Stub | POE | 243.06 |
| ZP38K5E-PFV-800 | 37,500 | 9.56 | 9.56 | 16.94 | 72 | 7/8 Stub | 1/2 Stub | POE | 264.93 |
| ZP42K5E-PFV-800 | 42,000 | 9.56 | 9.56 | 16.94 | 72.9 | 7/8 Stub | 1/2 Stub | POE | 295.31 |
| ZP42K5E-TFD-800 | 42,000 | 9.56 | 9.56 | 16.94 | 72.9 | 7/8 Stub | 1/2 Stub | POE | 295.31 |
| ZP49K5E-PFV-800 | 49,400 | 9.56 | 9.56 | 16.94 | 75.8 | 7/8 Stub | 1/2 Stub | POE | 344.05 |
| ZP49K5E-TF5-800 | 49,700 | 9.56 | 9.56 | 16.94 | 72.8 | 7/8 Stub | 1/2 Stub | POE | 344.05 |
| ZP49K5E-TFD-800 | 50,000 | 9.56 | 9.56 | 16.94 | 72.8 | 7/8 Stub | 1/2 Stub | POE | 344.05 |
| ZP54K5E-PFV-800 | 54,000 | 9.56 | 9.56 | 16.94 | 75.6 | 7/8 Stub | 1/2 Stub | POE | 379.17 |
| ZP54K5E-TF5-800 | 54,300 | 9.56 | 9.56 | 16.94 | 71.6 | 7/8 Stub | 1/2 Stub | POE | 379.17 |
| ZP54K5E-TFD-800 | 54,300 | 9.56 | 9.56 | 16.94 | 71.4 | 7/8 Stub | 1/2 Stub | POE | 379.17 |
| ZP61K5E-TFD-800 | 61,500 | 9.69 | 9.69 | 17.5 | 77.2 | 7/8 Stub | 1/2 Stub | POE | 424.01 |
| ZP61K5E-TF5-800 | 61,500 | 9.69 | 9.69 | 17.5 | 77.2 | 7/8 Stub | 1/2 Stub | POE | 424.01 |
| ZP90KCE-TFD-950 | 90,500 | 10.38 | 11.23 | 18.75 | 127 | 1-1/8 Stub | 7/8 Stub | POE | 624.05 |
| ZP103KCE-TFD-950 | 105,000 | 10.38 | 11.23 | 21 | 135 | 1-3/8 Stub | 7/8 Stub | POE | 714.46 |

| STD PKG | U/M | BERCOR NUMBER | DESCRIPTION | PC-1 1-2 | PC-2 3-4 | PC-3 5 |
|---|---|---|---|---|---|---|
| 1 | EA | 97680 | ZP16K5E-PFV-800 15,500 BTU 230-1 R410A A/C SCROLL COMPRESSOR | | | |
| 1 | EA | 97681 | ZP20K5E-PFV-800 20,000 BTU 230-1 R410A A/C SCROLL COMPRESSOR | | | |
| 1 | EA | 97682 | ZP24K5E-PFV-800 24,000 BTU 230-1 R410A A/C SCROLL COMPRESSOR | | | |
| 1 | EA | 97683 | ZP31K5E-PFV-800 31,100 BTU 230-1 R410A A/C SCROLL COMPRESSOR | | | |
| 1 | EA | 97684 | ZP34K5E-PFV-800 34,500 BTU 230-1 R410A A/C SCROLL COMPRESSOR | | | |
| 1 | EA | 97685 | ZP38K5E-PFV-800 37,500 BTU 230-1 R410A A/C SCROLL COMPRESSOR | | | |
| 1 | EA | 97686 | ZP42K5E-PFV-800 42,000 BTU 230-1 R410A A/C SCROLL COMPRESSOR | | | |
| 1 | EA | 97649 | ZP42K5E-TFD-800 42,000 BTU 230-1 R410A AC SCROLL COMPRESSOR | | | |
| 1 | EA | 97687 | ZP49K5E-PFV-800 49,400 BTU 230-1 R410A A/C SCROLL COMPRESSOR | | | |
| 1 | EA | 97689 | ZP49K5E-TF5-800 49,700 BTU 230-3 R410A A/C SCROLL COMPRESSOR | | | |
| 1 | EA | 97690 | ZP49K5E-TFD-800 50,000 BTU 460-3 R410A A/C SCROLL COMPRESSOR | | | |
| 1 | EA | 97688 | ZP54K5E-PFV-800 54,000 BTU 230-1 R410A A/C SCROLL COMPRESSOR | | | |
| 1 | EA | 97692 | ZP54K5E-TF5-800 54,300 BTU 460-3 R410A A/C SCROLL COMPRESSOR | | | |
| 1 | EA | 97691 | ZP54K5E-TFD-800 54,300 BTU 460-3 R410A A/C SCROLL COMPRESSOR | | | |
| 1 | EA | 97694 | ZP61K5E-TF5-800 61,500 BTU 230-3 R410A A/C SCROLL COMPRESSOR | | | |
| 1 | EA | 97693 | ZP61K5E-TFD-800 61,500 BTU 460-3 R410A A/C SCROLL COMPRESSOR | | | |
| 1 | EA | 97662 | ZP90KCE-TFD-950 90500 BTU 460-3 R410A AC SCROLL COMPRESSOR | | | |
| 1 | EA | 97648 | ZP103KCE-TFD-950 105000 BTU 460-3 R410A AC SCROLL COMPRESSOR | | | |

# ZB Scroll Air Conditioning Compressors



- Medium and high temperature applications
- R-22
- 230 V, 3-phase (TF5)
- 460 V, 3-phase (TFD)
- Consult compressor performance curves for specific applications
- ZB compressors are excellent replacements for Tecumseh SFA compressors

| Bercor Number | Model Number | BTU | Dimensions (In) | | | Weight (Lbs.) | Suction | Discharge | Oil Type | Displacement (ft^3/hr) |
|---|---|---|---|---|---|---|---|---|---|---|
| | | | Length | Width | Height | | | | | |
| 97523 | ZB15KCE-TFD-940 | 9.5 | 9.5 | 15.04 | 56 | 3/4 Stub | 1/2 Stub | POE | 14600 | 252.29 |
| 97534 | ZB21KCE-TFD-940 | 9.5 | 9.5 | 15.93 | 60 | 3/4 Stub | 1/2 Stub | POE | 22100 | 367.01 |
| 97554 | ZB45KCE-TFD-965 | 10.12 | 9.67 | 17.23 | 87 | 7/8 Stub | 1/2 Stub | POE | 43900 | 727.1 |
| 97535 | ZB58KCE-TF5-950 | 10.38 | 11.19 | 18.8 | 85 | 1-1/8 Stub | 7/8 Stub | POE | 57700 | 942.69 |
| 97536 | ZB58KCE-TFD-950 | 10.38 | 11.19 | 18.8 | 85 | 1-1/8 Stub | 7/8 Stub | POE | 57700 | 942.69 |
| 97537 | ZB66KCE-TF5-950 | 10.38 | 11.19 | 21.5 | 132 | 1-3/8 Stub | 7/8 Stub | POE | 65000 | 1059.85 |
| 97538 | ZB66KCE-TFD-950 | 10.38 | 11.19 | 21.5 | 132 | 1-3/8 Stub | 7/8 Stub | POE | 65000 | 1059.85 |
| 97539 | ZB76KCE-TF5-950 | 10.38 | 11.19 | 21.5 | 135 | 1-3/8 Stub | 7/8 Stub | POE | 77200 | 1239.34 |
| 97540 | ZB76KCE-TFD-950 | 10.38 | 11.19 | 21.5 | 135 | 1-3/8 Stub | 7/8 Stub | POE | 77200 | 1239.34 |
| 97542 | ZB88KC-TFD-950 | 10.38 | 11.19 | 21.5 | 135 | 1-3/8 Stub | 7/8 Stub | AB | 135000 | 1415.8 |

| STD PKG | U/M | BERCOR NUMBER | DESCRIPTION | PC-1 1-2 | PC-2 3-4 | PC-3 5 |
|---|---|---|---|---|---|---|
| 1 | EA | 97532 | ZB15KCE-TFD-940 14600 BTUH 460-3 MT/HT SCROLL COMPRESSOR | | | |
| 1 | EA | 97534 | ZB21KCE-TFD-940 22100 BTUH 460-3 MT/HT SCROLL COMPRESSOR | | | |
| 1 | EA | 97554 | ZB45KCE-TFD-965 44 MBTUH 460-3 MT/HT SCROLL COMPRESSOR | | | |
| 1 | EA | 97535 | ZB58KCE-TF5-950 94,000 BTU 230-3 MT/HT SCROLL COMPRESSOR | | | |
| 1 | EA | 97536 | ZB58KCE-TFD-950 94,900 BTU 460-3 MT/HT SCROLL COMPRESSOR | | | |
| 1 | EA | 97537 | ZB66KCE-TF5-950 108,000 BTU 230-3 MT/HT SCROLL COMPRESSOR | | | |
| 1 | EA | 97538 | ZB66KCE-TFD-950 108,700 BTU 460-3 MT/HT SCROLL COMPRESSOR | | | |
| 1 | EA | 97539 | ZB76KCE-TF5-950 125,900 BTU 230-3 MT/HT SCROLL COMPRESSOR | | | |
| 1 | EA | 97540 | ZB76KCE-TFD-950 125,900 BTU 460-3 MT/HT SCROLL COMPRESSOR | | | |
| 1 | EA | 97542 | ZB88KC-TFD-950 142,800 BTU 460-3 R22 SCROLL A/C COMPRESSOR | | | |

# Oil Pump



| STD PKG | U/M | BERCOR NUMBER | DESCRIPTION | PC-1 EACH |
|---|---|---|---|---|
| 1 | EA | 96805 | 998-0008-33 COPELAND OIL PUMP | |

# Sentronic+

## Electronic Oil Pressure Safety Control




- Eliminate capillary tubes, bellows and mechanical fittings.
- More reliable than mechanical sensing systems.
- Standard alarm system for instant notification.
- Unaffected by ambient temperature.
- Faster, easier to install.
- LED indicator of oil pressure condition.
- Sentronic 3 features sliding reset switch that visually indicates oil pressure trip.

| STD PKG | U/M | BERCOR NUMBER | DESCRIPTION | PC-1 EACH |
|---|---|---|---|---|
| 1 | EA | 96828 | 585-1076-02 SENTRONIC 3 MODULE AND SENSOR WITH GASKETS | |
| 1 | EA | 96829 | 998-0105-01 SENTRONIC MODULE(ONLY) | |
| 1 | EA | 96840 | 998-0162-00 REPLACEMENT SENSOR FOR SENTRONIC | |

# Voltage Monitor

## Protects Motors from Burnouts Caused by Voltage Fluctuations



- Rugged, reliable, easy to install and program.
- Operate on all voltages from 190 to 630 VAC.
- Display line voltage, fault conditions and set points on one LCD screen.
- Store up to 25 fault occurrences for instant recall and analysis.
- Minimize unnecessary callbacks and shutdowns.

| STD PKG | U/M | BERCOR NUMBER | DESCRIPTION | PC-1 EACH |
|---|---|---|---|---|
| 1 | EA | 96619 | 085-0160-00 PHASE GUARD VOLTAGE MONITOR | |

# Comfort Alert Diagnostics

## for Commercial Systems




Commercial Comfort Alert is designed to work with 3-phase Copeland Scroll™ compressors that use internal motor protection. It works for both air conditioning and heat pump application, and can be used with either single stage or two-stage scroll compressors.

| STD PKG | U/M | BERCOR NUMBER | DESCRIPTION | PC-1 EACH |
|---|---|---|---|---|
| 1 | EA | 96826 | 943-0038-01 COMMERCIAL COMFORT ALERT | |

# Digital Scroll Compressor Control Module



Designed for single-phase Copeland Scroll digital compressors and three-phase Copeland Scroll digital and Discus digital compressors. Controller modulates digital compressors base on input from system controller which measures temperature, pressure, and humidity to determine needed compressor capacity. Controller also detects common system problems and flashes an "alert" LED to direct repair technicians to the root cause.

- **Model 943-0024-01** also features a time delay.

| STD PKG | U/M | BERCOR NUMBER | DESCRIPTION | PC-1 EACH |
|---|---|---|---|---|
| 1 | EA | 96821 | 543-0024-00 DIGITAL SCROLLS CONTROLLER MODULE | |
| 1 | EA | 96837 | 943-0024-01 15S DIGITAL CONTROL W/TIME DELAY | |

# Electronic Motor Protector



| STD PKG | U/M | BERCOR NUMBER | DESCRIPTION | PC-1 EACH |
|---|---|---|---|---|
| 1 | EA | 96803 | 998-0524-10 TI# 41AA1600E SOLID STATE MODULE | |

# Commercial Pressure Controls

## Built for Ease of Installation and Service



- Single, dual and mini-pressure models.
- Single-pole, double-throw switches for maximum application flexibility; operation alarm.
- Fully protected against harsh environments.
- Simplified wiring; captive screws.
- Shielded, shock-resistant terminals.
- Easy override for system checkout or charging.

| STD PKG | U/M | BERCOR NUMBER | DESCRIPTION | PC-1 EACH |
|---|---|---|---|---|
| 1 | EA | 96572 | 985-CP1A-1K SINGLE POLE LOW PRESSURE CONTROL | |
| 1 | EA | 96573 | 985-CP1A-3A SINGLE POLE LOW PRESSURE CONTROLS | |
| 1 | EA | 96574 | 985-CP1A-3K SINGLE POLE LOW PRESSURE CONTROLS | |
| 1 | EA | 96576 | 985-CP1A-5K SINGLE POLE HIGH PRESSURE CONTROLS | |
| 1 | EA | 96578 | 985-CP1U-5K SINGLE POLE HIGH PRESSURE CONTROLS | |
| 1 | EA | 96579 | 985-CP2M-7A DUAL PRESSURE CONTROLS | |
| 1 | EA | 96580 | 985-CP2M-7K DUAL PRESSURE CONTROLS | |
| 1 | EA | 96581 | 985-CP3H-SB DIRECT MOUNT PRESSURE CONTROLS | |
| 1 | EA | 96582 | 985-CP3L-MS DIRECT MOUNT PRESSURE CONTROLS | |
| 1 | EA | 96583 | 985-CP3L-SS DIRECT MOUNT PRESSURE CONTROLS | |
| 1 | EA | 96584 | 985-CP3M-SB DIRECT MOUNT PRESSURE CONTROLS | |

# Copeland brand products Protectors

## Motor Overload Protector

| STD PKG | U/M | BERCOR NUMBER | DESCRIPTION | PC-1 EACH |
|---|---|---|---|---|
| 1 | EA | 96856 | 971-0065-04 KIT 24V MODULE CORESENSE COMPRESSOR PROTECTOR | |
| 1 | EA | 96857 | 971-0090-47 PROTECTOR KIT | |
| 1 | EA | 96858 | 971-0119-05 PROTECTOR KIT | |
| 1 | EA | 96704 | 971-0369-21 PROTECTORS | |
| 1 | EA | 96830 | 971-0554-22 PROTECTORS | |
| 1 | EA | 96859 | 971-0554-27 EXTERNAL PROTECTOR KIT | |
| 1 | EA | 96831 | 971-0554-30 PROTECTORS | |
| 1 | EA | 96860 | 971-0561-17 PROTECTOR KIT | |
| 1 | EA | 96851 | 971-0561-48 PROTECTOR KIT | |
| 1 | EA | 96861 | 971-0561-60 PROTECTOR KIT | |
| 1 | EA | 96862 | 971-0604-13 PROTECTOR KIT | |
| 1 | EA | 96839 | 971-0641-01 24V MODULE PROTECTOR KIT | |
| 1 | EA | 96705 | 971-C100-01 PROTECTORS | |
| 1 | EA | 96863 | 971-C100-24 EXTERNAL PROTECTOR KIT | |
| 1 | EA | 96841 | 998-0520-00 120/240 VOLT MOTOR PROTECTOR | |
| 1 | EA | 96842 | 998-0520-04 24 VOLT MOTOR PROTECTOR MODULE | |

# Copeland brand products Power Cables

| STD PKG | U/M | BERCOR NUMBER | DESCRIPTION | PC-1 EACH |
|---|---|---|---|---|
| 1 | EA | 96843 | 529-0060-04 POWER CABLE-MOLDED PLUG | |
| 1 | EA | 96833 | 529-0060-24 POWER CABLE W/MOLDED PLUG | |

# Copeland brand products SecureStart for Single Phase Copeland Compressors



The SecureStart module uses state-of-the-art technology to provide a safe and consistent start-up for the compressor. By limiting the starting current by up to 75%, compressor start characteristics are improved, allowing contractors to meet local regulations. The SecureStart module delivers a new level of protection and start-up consistency, providing reliable system performance and longevity, while reducing nuisances caused by current variations.

| STD PKG | U/M | BERCOR NUMBER | DESCRIPTION | PC-1 EACH |
|---|---|---|---|---|
| 1 | EA | 96844 | 943-0120-00 SECURE START MODULE-KIT | |

# Copeland brand products Tank Receiver Assembly

| STD PKG | U/M | BERCOR NUMBER | DESCRIPTION | PC-1 EACH |
|---|---|---|---|---|
| 1 | EA | 96845 | 577-0315-05 TANK-LIQUID REC ASSM | |
| 1 | EA | 96847 | 577-0346-04 TANK-LIQUID REC ASSM | |
| 1 | EA | 96848 | 577-0435-03 TANK-LIQUID REC ASSM | |

# Copeland brand products Relays

## Potential (Start) Relays

| Copeland Model No. | GE Model No. | Mars Model No. | Pick-up Volts | Drop Out Volts | Continuous Volt Rating | Frequency |
|---|---|---|---|---|---|---|
| 940-0001-48 | 3ARR3KC7M5 | 16093 | 150-160 | 15-45 | 130 | 60 |
| 940-0001-49 | 3ARR3T3E5 | 19008 | 340-360 | 50-100 | 290 | 60 |
| 940-0001-50 | 3ARR3T24E5 | 19008 | 340-360 | 55-125 | 336 | 60 |
| 940-0001-51 | 3ARR3T5P5 | 19008 | 170-180 | 35-77 | 221 | 60 |
| 940-0001-54 | 3ARR3KC10V5 | 16089 | 240-260 | 60-121 | 375 | 60 |
| 940-0001-55 | 3ARR3KC10S5 | 16023 | 190-200 | 40-105 | 375 | 60 |
| 940-0001-59 | 3ARR3KC6W5 | 16090 | 210-230 | 60-125 | 420 | 60 |
| 940-0001-60 | 3ARR3KC24S5 | 16091 | 190-200 | 55-115 | 383 | 60 |
| 940-0001-61 | 3ARR3T6D5 | 16086 | 320-340 | 60-121 | 420 | 60 |
| 940-0001-62 | 3ARR3KC5M5 | 16035 | 150-160 | 35-77 | 253 | 60 |
| 940-0001-68 | 3ARR3T6V5 | 19008 | 240-260 | 60-121 | 420 | 60 |
| 940-0001-69 | 3ARR3KC4D5 | 16088 | 320-340 | 60-135 | 500 | 60 |
| 940-0001-79 | 3ARR3KC3P5 | 16152 | 170-180 | 40-90 | 332 | 60 |

## Relays (Current)

| Copeland Model No. | Texas Instruments Model No. | Max. Pick-up Amps | Min. Drop Out Amps |
|---|---|---|---|
| 940-0088-00 | 6409-26-196 | 28.9 | 23.7 |
| 940-0088-02 | N/A | 17.4 | 14.3 |
| 940-0088-04 | N/A | 33.6 | 27.8 |
| 940-0090-04 | 3CR-206-191B | 27.2 | 22.7 |
| 940-0090-06 | 3CR-206-189B | 24.75 | 20.45 |
| 940-0102-00 | N/A | 28.9 | 23.7 |
| 940-C411-80 | N/A | 16.7 | 14.0 |
| 940-C411-82 | 9660A-467-1822 | 17.8 | 14.9 |
| 940-C411-83 | N/A | 18.2 | 15.3 |
| 940-C411-89 | N/A | 21.9 | 18.2 |
| 940-C411-91 | N/A | 24.4 | 20.3 |

## Potential (Start) Relays

| STD PKG | U/M | BERCOR NUMBER | DESCRIPTION | PC-1 EACH |
|---|---|---|---|---|
| 1 | EA | 96706 | 940-0001-48 START RELAY | |
| 1 | EA | 96707 | 940-0001-49 START RELAY | |
| 1 | EA | 96708 | 940-0001-50 START RELAY | |
| 1 | EA | 96709 | 940-0001-51 START RELAY | |
| 1 | EA | 96710 | 940-0001-54 START RELAY | |
| 1 | EA | 96711 | 940-0001-55 START RELAY | |
| 1 | EA | 96712 | 940-0001-60 START RELAY | |
| 1 | EA | 96713 | 940-0001-61 START RELAY | |
| 1 | EA | 96714 | 940-0001-62 START RELAY | |
| 1 | EA | 96716 | 940-0001-68 START RELAY | |
| 1 | EA | 96717 | 940-0001-69 START RELAY | |
| 1 | EA | 96718 | 940-0001-79 START RELAY | |
| 1 | EA | 96827 | 940-0001-59 START RELAY | |

## Relays (Current)

| | | | | |
|---|---|---|---|---|
| 1 | EA | 96719 | 940-0088-00 RELAY | |
| 1 | EA | 96720 | 940-0088-02 RELAY | |
| 1 | EA | 96721 | 940-0088-04 RELAY | |
| 1 | EA | 96724 | 940-0090-04 RELAY | |
| 1 | EA | 96725 | 940-0090-06 RELAY | |
| 1 | EA | 96850 | 940-0102-00 RELAY-CURRENT KIT | |
| 1 | EA | 96726 | 940-C411-80 RELAY | |
| 1 | EA | 96727 | 940-C411-82 RELAY | |
| 1 | EA | 96728 | 940-C411-83 RELAY | |
| 1 | EA | 96835 | 940-C411-89 START RELAY | |
| 1 | EA | 96836 | 940-C411-91 RELAY | |

## Time Delay Relay

| | | | | |
|---|---|---|---|---|
| 1 | EA | 96804 | 940-0145-02 RELAY-TIMER DELAY | |

# Copeland brand products Capacitors

## Start Capacitors

| STD PKG | U/M | BERCOR NUMBER | DESCRIPTION | PC-1 EACH |
|---|---|---|---|---|
| 1 | EA | 96731 | 914-0006-01 130-156 MFD 330 VAC START CAPACITOR | |
| 1 | EA | 96732 | 914-0006-03 189-227 MFD 330 VAC START CAPACITOR | |
| 1 | EA | 96733 | 914-0006-07 145-174 MFD 250 VAC START CAPACITOR | |
| 1 | EA | 96734 | 914-0006-09 216-259 MFD 330 VAC START CAPACITOR | |
| 1 | EA | 96735 | 914-0006-10 270-324 MFD 330 VAC START CAPACITOR | |
| 1 | EA | 96736 | 914-0008-49 400-480 MFD 115 VAC START CAPACITOR | |
| 1 | EA | 96729 | 914-0008-51 145-174 MFD 220 VAC START CAPACITOR | |
| 1 | EA | 96737 | 914-0008-52 430-516 MFD 125 VAC START CAPACITOR | |
| 1 | EA | 96738 | 914-0008-61 88-106 MFD 220 VAC START CAPACITOR | |
| 1 | EA | 96739 | 914-0008-63 540-648 MFD 115 VAC START CAPACITOR | |
| 1 | EA | 96740 | 914-0008-66 108-130 MFD 220 VAC START CAPACITOR | |
| 1 | EA | 96741 | 914-0008-71 189-227 MFD 220 VAC START CAPACITOR | |
| 1 | EA | 96742 | 914-0008-72 64-77 MFD 250 VAC START CAPACITOR | |
| 1 | EA | 96743 | 914-0008-74 72-86 MFD 330 VAC START CAPACITOR | |
| 1 | EA | 96744 | 914-0008-79 270-324 MFD 165 VAC START CAPACITOR | |
| 1 | EA | 96745 | 914-0032-00 233-280 MFD 110 VAC START CAPACITOR | |
| 1 | EA | 96747 | 914-0036-04 145-174 MFD 250 VAC START CAPACITOR | |
| 1 | EA | 96759 | 914-0053-00 145-175 MFD 165 VAC START CAPACITOR | |
| 1 | EA | 96760 | 914-0053-04 189-227 MFD 165 VAC START CAPACITOR | |

## Run Capacitors

| | | | | |
|---|---|---|---|---|
| 1 | EA | 96748 | 914-0037-04 10 MFD 370 VAC RUN CAPACITOR | |
| 1 | EA | 96749 | 914-0037-09 25 MFD 370 VAC RUN CAPACITOR | |
| 1 | EA | 96750 | 914-0037-11 35 MFD 370 VAC RUN CAPACITOR | |
| 1 | EA | 96751 | 914-0037-12 40 MFD 370 VAC RUN CAPACITOR | |
| 1 | EA | 96752 | 914-0037-14 20 MFD 440 VAC RUN CAPACITOR | |
| 1 | EA | 96753 | 914-0037-15 25 MFD 440 VAC RUN CAPACITOR | |
| 1 | EA | 96754 | 914-0037-18 40 MFD 440 VAC RUN CAPACITOR | |
| 1 | EA | 96755 | 914-0037-21 55 MFD 440 VAC RUN CAPACITOR | |
| 1 | EA | 96756 | 914-0037-22 60 MFD 440 VAC RUN CAPACITOR | |
| 1 | EA | 96757 | 914-0037-23 25 MFD 480 VAC RUN CAPACITOR | |
| 1 | EA | 96758 | 914-0037-38 80 MFD 370 VAC RUN CAPICITOR | |

# Copeland brand products Crankcase Heaters



**Crankcase Heater Thread Immersion Style**



**Wraparound Heater**

| STD PKG | U/M | BERCOR NUMBER | DESCRIPTION | PC-1 EACH |
|---|---|---|---|---|
| 1 | EA | 96872 | 918-0001-03 HEATER-CRANKCASE | |
| 1 | EA | 96602 | 918-0002-03 120V 100 W IMMERSION CRANKCASE HEATERS | |
| 1 | EA | 96603 | 918-0009-01 240 V 65 W E/L/M/N/3 BOLT ON CRANKCASE HEATER | |
| 1 | EA | 96605 | 918-0028-00 120 V 100 W INSERTION CRANKCASE HEATERS | |
| 1 | EA | 96606 | 918-0028-01 240 V 100 W INSERTION CRANKCASE HEATERS | |
| 1 | EA | 96607 | 918-0041-00 240V 70W 21" LEADS WRAPAROUND CC HEATER | |
| 1 | EA | 96608 | 918-0043-00 240V 70W 48" LEADS WRAPAROUND CC HEATER | |
| 1 | EA | 96609 | 918-0043-01 480V 70W 48" LEADS WRAPAROUND CC HEATER | |
| 1 | EA | 96854 | 918-0047-00 HEATER-CRANKCASE | |
| 1 | EA | 96610 | 918-0047-01 240V 90W 48" LEADS WRAPAROUND CC HEATER | |
| 1 | EA | 96611 | 918-0047-02 480V 90W 48" LEADS WRAPAROUND CC HEATER | |
| 1 | EA | 96834 | 918-0052-00 240V 40W CRANKCASE HEATER | |
| 1 | EA | 96846 | 918-0056-06 HEATER KIT 120 VOLT | |
| 1 | EA | 96869 | 918-0056-10 120V HEATER-CRANKCASE | |
| 1 | EA | 96868 | 918-0088-00 HEATER-CRANKCASE | |
| 1 | EA | 96870 | 918-0088-01 HEATER-CRANKCASE | |
| 1 | EA | 96867 | 918-0097-01 HEATER-CRANKCASE | |
| 1 | EA | 96871 | 918-0518-00 120V HEATER-CRANKCASE | |

## Copeland brand products Valve Plates



Discus Valve Plate



Reed Valve Plate

| STD PKG | U/M | BERCOR NUMBER | DESCRIPTION | PC-1 EACH |
|---|---|---|---|---|
| 1 | EA | 96587 | 998-0661-09 9R SERIES VALVE PLATES | |
| 1 | EA | 96590 | 998-0661-51 4RH 4RK 6RH 6RK 6RP 8RP VALVE PLATES | |
| 1 | EA | 96591 | 998-0661-52 4RA-2000 4RE-2000 VALVE PLATES | |
| 1 | EA | 96597 | 998-1661-43 SOME 3D SERIES VALVE PLATES | |
| 1 | EA | 96598 | 998-1661-51 SOME 3D SERIES VALVE PLATES | |

## Copeland brand products Unloader Valves

| STD PKG | U/M | BERCOR NUMBER | DESCRIPTION | PC-1 EACH |
|---|---|---|---|---|
| 1 | EA | 96620 | 998-0212-00 COMPRESSOR UNLOADER VALVES | |
| 1 | EA | 96622 | 998-0212-03 240 VOLT UNLOADER VALVES | |

## Copeland brand products Sight Glass Kit

| STD PKG | U/M | BERCOR NUMBER | DESCRIPTION | PC-1 EACH |
|---|---|---|---|---|
| 1 | EA | 96623 | 998-0002-02 SIGHT GLASS KIT | |
| 1 | EA | 96624 | 998-0002-04 SIGHT GLASS KIT | |

## Copeland brand products Service Valve Kits

| STD PKG | U/M | BERCOR NUMBER | DESCRIPTION | PC-1 EACH |
|---|---|---|---|---|
| 1 | EA | 96632 | 998-0510-02 1-1/8" SWEAT 1-3/4 R SERVICE VALVE KITS | |
| 1 | EA | 96633 | 998-0510-06 5/8" SWEAT SERVICE VALVE KITS | |
| 1 | EA | 96634 | 998-0510-07 1-5/8" SWEAT X 2 1/2R SERVICE VALVE KITS | |
| 1 | EA | 96635 | 998-0510-09 1-1/8" SWEAT X 2 3/4R SERVICE VALVE KITS | |
| 1 | EA | 96636 | 998-0510-11 1-3/8" SWEAT 2 3/4 R SERVICE VALVE KITS | |
| 1 | EA | 96637 | 998-0510-12 7/8" SWEAT SERVICE VALVE KITS | |
| 1 | EA | 96638 | 998-0510-13 1-1/8" SWEAT X 1 5/8R SERVICE VALVE KITS | |
| 1 | EA | 96639 | 998-0510-20 2-1/8" SWEAT 3-1/16 SERVICE VALVE KITS | |
| 1 | EA | 96640 | 998-0510-22 1/2" FLARE X 1 5/8R SERVICE VALVE KITS | |
| 1 | EA | 96641 | 998-0510-23 5/8" FLARE 1 5/8R SERVICE VALVE KITS | |
| 1 | EA | 96642 | 998-0510-24 1/2" FLARE X 1 5/8R SERVICE VALVE KITS | |
| 1 | EA | 96643 | 998-0510-25 5/8" FLARE X 1 5/8R SERVICE VALVE KITS | |
| 1 | EA | 96644 | 998-0510-26 3/8" FLARE X 1 5/8 R SERVICE VALVE KITS | |
| 1 | EA | 96645 | 998-0510-90 7/8" SWEAT ROTALOCK SERVICE VALVE KITS | |
| 1 | EA | 96646 | 998-0510-40 1/2" FLARE X1R SERVICE VALVE KIT | |
| 1 | EA | 96647 | 998-0510-41 5/8" FLARE X1R SERVICE VALVE KITS | |
| 1 | EA | 96648 | 998-0510-42 3/8" FLARE X 1R SERVICE VALVE KITS | |
| 1 | EA | 96649 | 998-0510-98 1/2" SWEAT SERVICE VALVE KITS | |
| 1 | EA | 96650 | 998-0510-45 5/8" SWEAT SERVICE VALVE KITS | |
| 1 | EA | 96651 | 998-0510-46 1-3/8" SWEAT X 1-3/4R SERVICE VALVE KITS | |
| 1 | EA | 96815 | 998-0036-00 MALE 2 BOLT X 1 3/4R ROTALOCK ADAPTER | |
| 1 | EA | 96822 | 998-0034-15 1/2" ROTALOCK ADAPTOR | |
| 1 | EA | 96823 | 998-0034-02 7/8" ROTALOCK ADAPTOR | |

# Solid State Relays

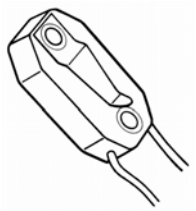

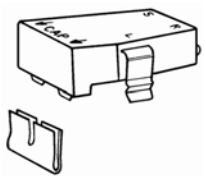



### IC-G1 Solid State Relay

Replace thousands of models and parts. No starting contacts to pit or wear. May be directly substituted for contact starters. Acoustically and electrically noise free. Vibration and shock resistant. Long operating life.

- Low resistance solid state relay
- Fast cool down time
- Will restart a balanced system within one minute
- Quick and easy to install

### PO-115 Push-on Relays

- Replaces all push-on current type relays.
- For use on compressors with "pin type" terminals.
- Can be used on all capacitor and non-capacitor start motors.

### RCO-210, 410, 810 All-in-One Units

This all-in-one unit replaces all 3 electrical components; relay, overload and start capacitor on all capillary systems. It fits domestic and commercial refrigerators and freezers.

| Voltage | HP | STD PKG | U?M | BERCOR NUMBER | DESCRIPTION | PC- 1 Each |
|---|---|---|---|---|---|---|
| 120 | 1/12 to 1/2 | 1 | EA | 94852 | IC-G1 SOLID STATE RELAY | |
| 120 | 1/12 to 1/2 | 1 | EA | 94851 | PO-115 PUSH ON RELAY | |
| 115 | 1/3 to 1/2 | 10 | EA | 94846 | RCO210 1/3 - 1/2 HORSEPOWER RELAY,START CAPACITOR/OVERLOAD | |
| 115 | 1/4, 1/3 | 10 | EA | 94849 | RCO410 RELAY CAP OVERLOAD | |
| 115 | 1/12 to 1/5 | 1 | EA | 94850 | RCO810 RELAY CAP OVERLOAD | |

# Universal Replacement Relays

**Universal relays replace all OEM potential relays**

- Use on any single phase motor or air conditioning and refrigeration compressor up to 5 hp
- Wire to wire replacement for virtually all potential relays
- Recycles instantly
- Replaces both 3 and 5 terminal potential relays
- Normally closed contacts
- Accomodates screw-on or push-on connections
- Easy replacement mounting with universal mounting bracket
- Dimensions: 1.75 W x 2.25 L x 1.5 H



**APR-5**
- Adjustable, voltage sensitive relay
- Set pick-up voltage
- Safety time out 1.0-1.5 seconds



**• SUPR**
- Time function relay
- Start time: 1.0-1.5 seconds

| STD PKG | U/M | BERCOR NUMBER | DESCRIPTION | PC-1 EACH |
|---|---|---|---|---|
| 6 | EA | 94847 | SUPR UNIV REPL POT RELAY | |
| 1 | EA | 94868 | APR-5 ADJ POTENTIAL RELAY | |

# Series 190 Potential Relays

- Terminals are included for quick-connect applications.
- If different mounting bracket is required remove and use on new relay. Unused portions of the universal bracket may be broken off if not needed.
- Make certain all terminal screws of "push-on" terminals are tight.



19163

| Mars | WR/RBM No. | Tecumseh No. | GE Groups |
|---|---|---|---|
| 19163 | 90-1, 90-17, 90-21, 90-63 | P82963 | 2J, 2K, 2L, 2M, 5N, 7J, 7K, 7L, 7M, 7N, 8L, 8M, 8N |
| 19003 | 90-4, 90-8, 90-11, 90-14, 90-22, 90-64 | P82964 | 3A, 3B, 3AV, 3AU, 4A, 4B, 6A, 6B, 6AV, 10A, 10B, 10AU, 10AV |
| 19004 | 90-3, 90-7, 90-40, 90-65 | P82965 | 3P, 3R, 3AP, 5P, 5R, 5S, 5T, 22S |
| 19166 | 90-13, 90-27, 90-66 | P82966 | 3U, 3V, 3AT, 6U, 6V, 6W |
| 19006 | 90-5, 90-6, 90-15, 90-19, 90-25, 90-67 | P82967 | 3C, 3D, 3AA, 4C, 4D, 4BK, 6C, 6D, 6AA, 10C, 10D, 26A, 26B, 26C, 26D |
| 19008, 19169 | 90-10, 90-18, 90-24, 90-26, 90-41 | P82969 | 3S, 3T, 10S, 10T, 10AS, 25S, 25T |
| 19009 | 90-2 | P82970 | 5B, 5C, 5D, 5AA, 8B, 8C, 8D |

**Calibration Specification**

| Model No. | Continuous Coil Voltage | Pick-up Min. | Pick-up Max. | Drop-out Max. |
|---|---|---|---|---|
| 19003 | 395 | 260 | 275 | 120 |
| 19004 | 332 | 168 | 182 | 90 |
| 19006 | 420 | 295 | 315 | 125 |
| 19008 | 336 | 180 | 195 | 105 |
| 19009 | 253 | 285 | 305 | 77 |
| 19163 | 170 | 139 | 153 | 55 |
| 19166 | 395 | 215 | 225 | 120 |
| 19169 | 332 | 180 | 193 | 105 |

| STD PKG | U/M | BERCOR NUMBER | DESCRIPTION | PC-1 EACH |
|---|---|---|---|---|
| 1 | EA | 94901 | 19003 MARS 64 RELAY-CONTINUOUS VOLT.395 MIN.260/MAX.275 | |
| 1 | EA | 94902 | 19004 MARS 65 RELAY-CONTINUOUS VOLT.332 MIN.168/MAX.182 | |
| 1 | EA | 94904 | 19006 MARS 67 RELAY-CONTINUOUS VOLT.420 MIN.295/MAX.315 | |
| 1 | EA | 94906 | 19008 MARS 69 RELAY-CONTINUOUS VOLT.336 MIN.180/MAX.195 | |
| 1 | EA | 94907 | 19009 MARS 70 RELAY-CONTINUOUS VOLT.253 MIN.285/MAX.305 | |
| 1 | EA | 94917 | 19163 MARS II 163 RELAY-CONTINUOUS VOLT.170 MIN.139/MAX.153 | |
| 1 | EA | 94920 | 19166 MARS II 166 RELAY-CONTINUOUS VOLT.395 MIN.215/MAX.225 | |
| 1 | EA | 94923 | 19169 MARS II 169 RELAY-CONTINUOUS VOLT.332 MIN.180/MAX.193 | |

# Motor Start Capacitors



- Electrolytic capacitors for motor starting applications.
- 125, 250, 330 V.
- Smallest dimensions for general replacements.
- Hermetically sealed black Bakelite case permanently protects capacitor from oil, dirt, or moisture.

## 125 Volt

| STD PKG | U/M | BERCOR NUMBER | DESCRIPTION | PC-1 1-9 | PC-2 10 |
|---|---|---|---|---|---|
| 1 | EA | 94476 | 11018 / 11918 233-280MFD 125V ROUND START CAPACITOR | | |
| 1 | EA | 94483 | 11112 / 11912 124-149MFD 125V START CAP | | |
| 1 | EA | 94484 | 11013 / 11913 145-175MFD 125V ROUND START CAPACITOR | | |
| 1 | EA | 94485 | 11014 / 11914 161-193MFD 125V ROUND START CAPACITOR | | |
| 1 | EA | 94486 | 11015 / 11915 189-227MFD 125V ROUND START CAPACITOR | | |
| 1 | EA | 94488 | 11017 / 11917 216-259MFD 125V ROUND START CAPACITOR | | |
| 1 | EA | 94490 | 11019 / 11919 270-324MFD 125V ROUND START CAPACITORS | | |
| 1 | EA | 94492 | 11021 / 11921 324-388MFD 125V ROUND START CAPACITOR | | |
| 1 | EA | 94493 | 11022 / 11922 340-408MFD ROUND START CAPACITOR | | |
| 1 | EA | 94494 | 11023 / 11923 378-440MFD 125V ROUND START CAPACITOR | | |
| 1 | EA | 94495 | 11024 / 11924 400-480MFD 125V ROUND START CAPACITOR | | |
| 1 | EA | 94496 | 11025 / 11925 460-552MFD 125V ROUND START CAPACITOR | | |
| 1 | EA | 94497 | 11026 / 11926 540-648MFD 125V ROUND START CAPACITOR | | |
| 1 | EA | 94498 | 11027 / 11927 590-708MFD 125V ROUND START CAPACITOR | | |

## 250 Volt

| | | | | | |
|---|---|---|---|---|---|
| 1 | EA | 94504 | 11038 / 11938 21-25MFD 250V ROUND START CAPACITOR | | |
| 1 | EA | 94509 | 11042 / 11942 43-53MFD 250V ROUND START CAPACITOR | | |
| 1 | EA | 94511 | 11044 / 11944 72-87MFD 250V ROUND START CAPACITOR | | |
| 1 | EA | 94512 | 11045 / 11945 88-108MFD 250V ROUND START CAPACITORS | | |
| 1 | EA | 94513 | 11046 / 11946 108-130MFD 250V ROUND START CAPACITOR | | |
| 1 | EA | 94515 | 11148 / 11948 124-156MFD 250V ROUND START CAPACITOR | | |
| 1 | EA | 94516 | 11049 / 11949 145-174MFD 250V ROUND START CAPACITOR | | |
| 1 | EA | 94517 | 11050 / 11950 161-193MF 250V ROUND START CAP | | |
| 1 | EA | 94518 | 11051 / 11951 189-227MFD 250V ROUND START CAPACITOR | | |
| 1 | EA | 94519 | 11052 / 11952 216-259MFD 250V ROUND START CAPACITOR | | |

## 330 Volt

| | | | | | |
|---|---|---|---|---|---|
| 1 | EA | 94514 | 11064 / 11946 130-158MFD 330V ROUND START CAPACITOR | | |
| 1 | EA | 94523 | 11055 / 11955 21-25MFD 330V START CAP | | |
| 1 | EA | 94529 | 11060 / 11960 56-72MFD 330V ROUND START CAPACITOR | | |
| 1 | EA | 94530 | 11061 / 11961 72-88MFD 330V ROUND START CAPACITOR | | |
| 1 | EA | 94531 | 11062 / 11962 88-108MFD 330V ROUND START CAPACITOR | | |
| 1 | EA | 94532 | 11063 / 11963 108-130MFD 330V ROUND START CAPACITOR | | |
| 1 | EA | 94534 | 11965 / 11165 124-156MFD 330V ROUND START CAPACITOR | | |
| 1 | EA | 94535 | 11966 145-174MFD 330V START CAP | | |
| 1 | EA | 94536 | 11967 161-193MFD 330V START CAP | | |
| 1 | EA | 94537 | 11968 189-227MFD 330V START CAP | | |
| 1 | EA | 94538 | 11969 216-259MFD 330V START CAP | | |
| 1 | EA | 94539 | 11970 270-324MFD 330V START CAP | | |

# Motor Run Capacitors



- Single section run capacitors.
- Non-PCB capacitors. Physical interrupter makes this capacitor safe.
- Perfect for general replacements.
- Available in round and oval sizes.

## 370 Volt Round

| STD PKG | U/M | BERCOR NUMBER | DESCRIPTION | PC-1 1-9 | PC-2 10 |
|---|---|---|---|---|---|
| 1 | EA | 94542 | 12904 4MFD 370V RUN CAPACITOR ROUND | | |
| 1 | EA | 94559 | 12218 35MFD 370V RUN CAPACITOR ROUND | | |
| 1 | EA | 94560 | 12721 40MFD 370V RUN CAP ROUND | | |
| 1 | EA | 94567 | 12097 7.5MFD 370V RUN CAP ROUND | | |

## 370 Volt Oval

| | | | | | |
|---|---|---|---|---|---|
| 1 | EA | 94520 | 12009 12.5 MFD 370V RUN CAP OVAL | | |
| 1 | EA | 94543 | 12905 5MFD 370V RUN CAP OVAL | | |
| 1 | EA | 94544 | 12906 6MFD 370V RUN CAP OVAL | | |
| 1 | EA | 94545 | 12907 7.5MFD 370V RUN CAP OVAL | | |
| 1 | EA | 94546 | 12908 10MFD 370V RUN CAP OVAL | | |
| 1 | EA | 94548 | 12910 15MFD 370V RUN CAP OVAL | | |
| 1 | EA | 94550 | 12912 17.5MFD 370V RUN CAP OVAL | | |
| 1 | EA | 94552 | 12914 20MFD 370V RUN CAP OVAL | | |
| 1 | EA | 94553 | 12915 25MFD 370V RUN CAP OVAL | | |
| 1 | EA | 94556 | 12917 30MFD 370V RUN CAP OVAL | | |
| 1 | EA | 94557 | 12918 35MFD 370V RUN CAP OVAL | | |
| 1 | EA | 94563 | 12923 45MFD 370V RUN CAP OVAL | | |
| 1 | EA | 94564 | 12925 50MFD 370V RUN CAP OVAL | | |
| 1 | EA | 94629 | 12921 40MFD 370V RUN CAP OVAL | | |

## 370 Volt Oval—Made in the USA

| | | | | | |
|---|---|---|---|---|---|
| 1 | EA | 94499 | 14005 USA 5MFD 370V RUN CAPACITOR OVAL | | |
| 1 | EA | 94500 | 14007 USA 7.5MFD 370V RUN CAPACITOR OVAL | | |
| 1 | EA | 94501 | 14008 USA 10MFD 370V RUN CAPACITOR OVAL | | |
| 1 | EA | 94502 | 14009 USA 12.5MFD 370V RUN CAPACITOR OVAL | | |
| 1 | EA | 94503 | 14010 USA 15MFD 370V RUN CAPACITOR OVAL | | |

## 440 Volt Round

| | | | | | |
|---|---|---|---|---|---|
| 1 | EA | 94582 | 12237 20MFD 440V RUN CAPACITOR ROUND | | |
| 1 | EA | 94588 | 12743 35MFD 440V RUN CAPACITOR ROUND | | |
| 1 | EA | 94590 | 12745 40MFD 440V RUN CAPACITOR ROUND | | |
| 1 | EA | 94592 | 12748 45MFD 440V RUN CAPACITOR ROUND | | |
| 1 | EA | 94594 | 12251 50MFD 440V RUN CAPACITOR ROUND | | |
| 1 | EA | 94595 | 12252 55MFD 440V RUN CAPACITOR ROUND | | |
| 1 | EA | 94591 | 12807 7.5 MFD 440V RUN CAPACITOR ROUND | | |

## 440 Volt Oval

| | | | | | |
|---|---|---|---|---|---|
| 1 | EA | 94571 | 12927 3MFD 440V RUN CAP OVAL | | |
| 1 | EA | 94572 | 12928 4MFD 440V RUN CAP OVAL | | |
| 1 | EA | 94573 | 12929 5MFD 440V RUN CAP OVAL | | |
| 1 | EA | 94576 | 12932 10MFD 440V RUN CAP OVAL | | |
| 1 | EA | 94578 | 12934 15MFD 440V RUN CAP OVAL | | |
| 1 | EA | 94581 | 12937 20MFD 440V RUN CAP OVAL | | |
| 1 | EA | 94583 | 12940 25MFD 440V RUN CAP OVAL | | |
| 1 | EA | 94585 | 12941 30MFD 440V RUN CAP OVAL | | |
| 1 | EA | 94586 | 12041 30MFD 440V RUN CAPACITOR OVAL | | |
| 1 | EA | 94587 | 12943 35MFD 440V RUN CAP OVAL | | |
| 1 | EA | 94596 | 12950 55MFD 440V RUN CAP OVAL | | |
| 1 | EA | 94600 | 12949 50MFD 440V RUN CAP OVAL | | |
| 1 | EA | 94628 | 12051 60MFD 440V RUN CAP OVAL | | |
| 1 | EA | 94636 | 12951 60MFD 440V RUN CAP OVAL | | |
| 1 | EA | 94637 | 12948 45MFD 440V RUN CAP OVAL | | |
| 1 | EA | 94638 | 12945 40MFD 440V RUN CAP OVAL | | |

# Series 140 Dual Voltage Motor Run Capacitors

## Made in the USA



- 440/370 dual voltage rated
- OEM grade
- CSA approved
- UL listed
- 5 year warranty

### 370/440 Volt Oval

| STD PKG | U/M | BERCOR NUMBER | DESCRIPTION | PC-1 1-9 | PC-2 10 |
|---|---|---|---|---|---|
| 1 | EA | 94521 | 14029 USA 5MFD 370/440V RUN CAPACITOR OVAL | | |
| 1 | EA | 94522 | 14031 USA 7.5MFD 370/440V RUN CAPACITOR OVAL | | |
| 1 | EA | 94524 | 14032 USA 10MFD 370/440V RUN CAPACITOR OVAL | | |
| 1 | EA | 94525 | 14033 USA 12.5MFD 370/440V RUN CAPACITOR OVAL | | |
| 1 | EA | 94526 | 14034 USA 15MFD 370/440V RUN CAPACITOR OVAL | | |

### 370/440 Volt Round

| | | | | | |
|---|---|---|---|---|---|
| 1 | EA | 94527 | 14237 USA 20MFD 370/440V RUN CAPACITOR ROUND | | |

### 370/440 Volt Dual Section Round

| | | | | | |
|---|---|---|---|---|---|
| 1 | EA | 94528 | 14278 USA 25/5 MFD 370/440V DUAL RUN CAPACITOR ROUND | | |
| 1 | EA | 94533 | 14281 USA 30/5 MFD 370/440V DUAL RUN CAPACITOR ROUND | | |
| 1 | EA | 94540 | 14283 USA 35/5 MFD 370/440V DUAL RUN CAPACITOR ROUND | | |
| 1 | EA | 94541 | 14286 USA 40/5 MFD 370/440V DUAL RUN CAPACITOR ROUND | | |
| 1 | EA | 94547 | 14288 USA 45/5 MFD 370/440V DUAL RUN CAPACITOR ROUND | | |
| 1 | EA | 94549 | 14290 USA 50/5 MFD 370/440V DUAL RUN CAPACITOR ROUND | | |
| 1 | EA | 94554 | 14292 USA 55/5 MFD 370/440V DUAL RUN CAPACITOR ROUND | | |
| 1 | EA | 94555 | 14294 USA 60/5 MFD 370/440V DUAL RUN CAPACITOR ROUND | | |

# Series 120 Dual Section Motor Run Capacitors



- Dual section run capacitors are used primarily to serve two microfarad applications.
- Non PCB capacitors. Physical interrupter makes this capacitor safe.
- Perfect for general replacements.

### 370 Volt Oval

| STD PKG | U/M | BERCOR NUMBER | DESCRIPTION | PC-1 EACH | PC-2 10 |
|---|---|---|---|---|---|
| 1 | EA | 94604 | 12957 15/5MFD 370V DUAL CAP OVAL | | |
| 1 | EA | 94610 | 12963 20/5MFD 370V DUAL CAP OVAL | | |
| 1 | EA | 94612 | 12965 25/4MFD 370V DUAL CAP OVAL | | |
| 1 | EA | 94616 | 12969 30/5MFD 370V DUAL CAP OVAL | | |
| 1 | EA | 94619 | 12972 35/5MFD 370V DUAL CAP OVAL | | |
| 1 | EA | 94620 | 12856 60/7.5 MFD 370V DUAL CAP OVAL | | |
| 1 | EA | 94639 | 12156 60/7.5 MFD 370V DUAL CAP OVAL | | |

### 440 Volt Oval

| | | | | | |
|---|---|---|---|---|---|
| 1 | EA | 94621 | 12884 25/5 MFD 440V DUAL CAP OVAL | | |
| 1 | EA | 94622 | 12983 20/15MFD 440V DUAL CAP OVAL | | |
| 1 | EA | 94623 | 12885 35/5 440V DUAL CAP OVAL | | |
| 1 | EA | 94625 | 12986 40/5 MFD 440V DUAL CAP OVAL | | |
| 1 | EA | 94626 | 12890 45/5 MFD 440V DUAL CAP OVAL | | |
| 1 | EA | 94627 | 12808 50/5 MFD 440V DUAL CAP OVAL | | |

### 440 Volt Round

| STD PKG | U/M | BERCOR NUMBER | DESCRIPTION | PC-1 EACH |
|---|---|---|---|---|
| 1 | EA | 64442 | 12783 35/5 MFD 440V DUAL ROUND CAPACITOR CAP050350440RSS | |
| 1 | EA | 64443 | 12792 55/5 MFD 440V DUAL ROUND CAPACITOR CAP050550440RTS | |
| 1 | EA | 64444 | 12778 25/5 MFD 440V DUAL ROUND CAPACITOR CAP050250440RSS | |
| 1 | EA | 64446 | 12788 45/5 MFD 440V DUAL ROUND CAPACITOR CAP050450440RTS | |
| 1 | EA | 64447 | 12781 30/5 MFD 440V DUAL ROUND CAPACITOR CAP050300440RSS | |
| 1 | EA | 64829 | 12786 40/5 MFD 440V DUAL ROUND CAPACITOR CAP050400440RTS | |
| 1 | EA | 94602 | 12285 40/4 MFD 440V DUAL ROUND CAPACITOR | |
| 1 | EA | 94642 | 12790 50/5 MFD 440V DUAL CAP ROUND | |

# Dual Capacitors

| STD PKG | U/M | BERCOR NUMBER | DESCRIPTION | PC-1 EACH |
|---|---|---|---|---|
| 1 | EA | 61052 | 80K47 R38514D007 40/7.5 MFD @ 440V ROUND DUAL CAPACITOR | |
| 1 | EA | 61053 | 89M82 100335-14 45/7.5 MFD @ 440V ROUND START CAPACITOR R38514D008 | |
| 1 | EA | 62199 | 40W01 50M72 R20394208 50/5 MFD @ 370 RND DUAL CAPACITOR R38514D018 | |
| 1 | EA | 63014 | 56M97 25/5 MFD @ 370V DUAL CAPACITOR R38514D002 | |
| 1 | EA | 63015 | 89M70 100335-02 30/5MFD @ 370V ROUND START CAPACITOR R38514D003 | |
| 1 | EA | 63016 | 89M73 100335-05 35/5 MFD @ 370V ROUND START CAPACITOR R38514D004 | |
| 1 | EA | 63040 | 89M84 60/7.5 MFD@370V CAPACITOR R38514D013 100335-16 | |
| 1 | EA | 63041 | 89M91 100335-24 80/7.5 @ 370V ROUND START CAPACITOR R38514D014 | |
| 1 | EA | 69173 | 41W15 45/5 MFD @ 370V CAPACITOR R38514D011 89M79 | |
| 1 | EA | 69174 | 76K02 60/5 MFD @ 370V RUN CAPACITOR R38514D016 | |

# Global Universal Capacitors

## Turbo® 200, Turb® 200 Mini, and Turbo® 200X




Turbo 200 | Turbo 200 Mini | Turbo 200X

| Model | Turbo 200 | Turbo 200 Mini | Turbo 200 X |
|---|---|---|---|
| Voltage Rating | 370VAC or 440VAC | 370VAC or 440VAC | 370VAC or 440VAC |
| Value Range | 2.5 mfd to 67.5 mfd | 2.5 mfd to 12.5 mfd | 5.0 mfd to 97.5 mfd |
| Can Size (In.) | Round 2-1/2 x 4-1/2 | Round 1-3/4 x 2-5/16 | Round 2-1/2 x 5-3/4 |
| Terminals | 6 with 3 blades, 1 with 4 blades | 3 with 2 blades, 1 with 1 blade | 6 with 3 blades, 1 with 4 blades |

| STD PKG | U/M | BERCOR NUMBER | DESCRIPTION | PC-1 L/CTN | PC-2 F/CTN |
|---|---|---|---|---|---|
| 1 | EA | 94471 | 12200 2.5-67.5 MFD ROUND TURBO 200 UNIVERSAL MOTOR RUN | | |
| 1 | EA | 94472 | 12100 2.5-15.0 MFD ROUND RUN TURBOMINI 200 UNIVERSAL MOTOR | | |
| 1 | EA | 94474 | 12300 2.5-97.5 MFD ROUND TURBO 200X UNIVERSAL MOTOR RUN | | |

# Relay and Hard Start Capacitors



SPP5/6 SPP7 SPP8

### SSP5 Starter Pow-R-Pack and SPP6 Super Boost

- For room air conditioning units, residential and commercial PSC air conditioning units, and heat pumps.
- For all PSC air conditioning units from 4,000 through 60,000 BTU (1/2 through 5 HP).
- For severe low voltage or hard starting compressors.
- DO NOT USE on systems where the starting winding of the compressor is used for crankcase heat.

### SPP5

- Increases starting torque up to 300%.
- Voltage: 120-230.
- Torque: 270 ounce inches.

### SPP6

- Increases starting torque up to 500%.
- Voltage: 120-230.
- Torque: 390 ounce inches.

### SPP7 Relay and Hard Start Capacitor

For compressors with PSC motors, from 1-1/2 to 10 HP. This solid state relay with starting capacitor develops more than ten times the original torque and will solve most hard starting problems that are due to low voltage or tight compressors. The Super Boost SPP-7 does not alter the system's original specifications and allows all of the unit's overload devices to operate freely.

### SPP8 Super Boost Starter

- Increases starting torque up to 690%.
- Can be used on 120 through 288 Vac Units.
- Use for severe low voltage or hard starting compressors.

| STD PKG | U/M | BERCOR NUMBER | DESCRIPTION | PC-1 EACH |
|---|---|---|---|---|
| 10 | EA | 94856 | SPP5 RELAY & HARD START CAP | |
| 1 | EA | 94857 | SPP6 RELAY & HARD START CAP | |
| 10 | EA | 94855 | SPP7S RELAY & HARD START CAP | |
| 1 | EA | 94867 | SPP8(E) RELAY & HARD START CAP | |

# Capacitor Tester



- Gives the MFD value on start and run capacitors from 1 to 10,000 MFD.
- Uses four AA 1.5 volt batteries.

| STD PKG | U/M | BERCOR NUMBER | DESCRIPTION | PC-1 EACH |
|---|---|---|---|---|
| 1 | EA | 82469 | MFD-10 CAPACITOR TESTER | |

## Surge Protector



This surge protective device is designed to protect HVAC equipment from power spikes, surges, and transients.

- Easy installation to disconnect box or junction box.
- Type 4X weatherproof enclosure
- Fits 1/2 inch knockouts
- 18 inch leads for ease of installation
- Green and Red LED status indicators
- Uses metal oxide varistor (MOV) technology
- 120/240 single (split) phase, 50/60Hz
- Max surge current: 10,000A
- Max continuous overvoltage: L-N 150V/ L-L 300V
- Voltage protection rating: L-N 800V/ L-L 1200V
- 2 year warranty
- $2,500 connected equipment warranty

| STD PKG | U/M | BERCOR NUMBER | DESCRIPTION | PC-1 EACH |
|---|---|---|---|---|
| 1 | EA | 77660 | 83905 HVAC SURGE PROTECTOR | |

## AG3000 Surge Protector



This 120/240 VAC, single split phase surge protection device is for dedicated electro mechanical HVAC devices like the following.

- Air Conditioners
- Air Handlers
- Motors
- Refrigeration Systems
- Heat Pumps
- Furnaces

| STD PKG | U/M | BERCOR NUMBER | DESCRIPTION | PC-1 EACH |
|---|---|---|---|---|
| 1 | EA | 77657 | AG3000 HVAC SURGE PROTECTOR | |

## CD1-024R Compressor Defender



The all-in-one Compressor Defender device protects compressors and circuit boards from brownouts, surges, and short-cycles.

- Surge, brownout, and short cycle protection with 120, 208, and 240 VAC loads
- LED indicators provide real-time status updates for quick and easy troubleshooting
- For use inside condensing units or externally on disconnects
- Complies with ANSI/AHRI Standard 110-2012 Range B2 for voltage drop protection
- Auto-sense voltage technology 120-240 VAC universal input voltage
- Meets ANSI/UL 1449 3rd edition requirements

| STD PKG | U/M | BERCOR NUMBER | DESCRIPTION | PC-1 EACH |
|---|---|---|---|---|
| 6 | EA | 77659 | CD1-024R COMPRESSOR DEFENDER | |

# ICM 800 Series Rapid Start Hard Start Kits



ICM803

The ICM803 and ICM805 operate by monitoring the compressor current upon start-up. The rapid start is able to engage the hard start capacitor for precisely the correct amount of time, ensuring maximum starting torque without the risk of supplying too much current into the start winding. A timed safety circuit is provided in the event the motor fails to start within 600 ms. Current sensing Hard Start precisely increases starting torque.

**Operating Range:** 95 to 288 Vac.

**Max. Input Voltage:** 502 Vac.

- **ICM 803:** 1/2 to 3 HP
- **ICM 805:** 3 to 5 HP

| STD PKG | U/M | BERCOR NUMBER | DESCRIPTION | PC-1 EACH |
|---|---|---|---|---|
| 1 | EA | 76012 | ICM803 1/2 TO 3 HP RAPID START-HARD START KIT | |
| 1 | EA | 76013 | ICM805 3-5 HP RAPID START-HARD START KIT | |

# Compressor Saver



A 5-2-1 Compressor Saver® significantly reduces the amount of time your compressor is on high amp start-up. The 5-2-1 Compressor Saver® uses a powerful multi-layer starting capacitor and a smart switch to give your compressor the boost it needs to start up quickly, more reliably, and draw less power. It could add years to the life of a compressor and other electrical components associated with the A/C system as well as save money on power usage.

**2 POLE RUN CAPACITOR**

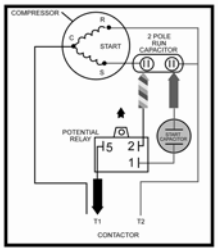


**DUAL RUN CAPACITOR**

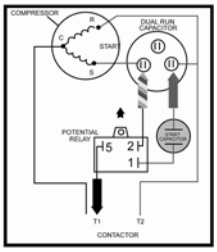


| STD PKG | U/M | BERCOR NUMBER | DESCRIPTION | PC-1 L/CTN | PC-2 F/CTN |
|---|---|---|---|---|---|
| 25 | EA | 94000 | CSRU1 1-3 TON 88 -108MFD COMPRESSOR SAVER HARD START KIT | | |
| 25 | EA | 94001 | CSRU2 3.5-5 TON 189-227MFD COMPRESSOR SAVER HARD START KIT | | |
| 1 | EA | 94002 | CSRU3 4-5 TON 270-324MFD COMPRESSOR SAVER HARD START KIT | | |

# Bleed Resistors



93007



93106

The bleed resistor is a very small, additional, low cost insurance against the possibility of expensive service calls to replace blown capacitors, and perhaps a compressor.

**93007**

- 15,000 ohm bleed resistor
- 2 watt (± 20%)
- For all start capacitors

**93008**

- 220,000 ohms bleed resistor
- 1 watt (± 20%)
- For Pyranol (run) capacitors

**93106**

- 15,000 ohm
- 2 watt
- With .25 in. female spade connectors
- For start capacitors

| STD PKG | U/M | BERCOR NUMBER | DESCRIPTION | PC-1 EACH |
|---|---|---|---|---|
| 10 | EA | 94645 | 93007 15000 OHM BLEED RESISTOR | |
| 1 | EA | 94646 | 93008 220000 OHM BLEED RESISTOR | |
| 1 | EA | 94647 | 93106 QC-13 15K OHM BLEED RESISTOR | |

# Compressors



4 Cylinder



6 Cylinder

- Suitable for coupling and belt drive.
- Careful balancing of mechanical parts ensure minimal vibration and running noise.
- Highly efficient, robust valve plate design.
- Special oil return system ensures low oil migration.
- Easy maintenance.

## Compressors

| STD PKG | U/M | BERCOR NUMBER | DESCRIPTION | PC-1 EACH |
|---|---|---|---|---|
| 1 | EA | 92150 | 2N.2Q OPEN DRIVE COMPRESSOR | |
| 1 | EA | 92151 | 2N.2YQ OPEN DRIVE COMPRESSOR | |
| 1 | EA | 92152 | 2T.2Q OPEN DRIVE COMPRESSOR | |
| 1 | EA | 92153 | 2T.2YQ BSE55 OPEN DRIVE COMPRESSOR KIT | |
| 1 | EA | 92154 | 4H.2Q OPEN DRIVE COMPRESSOR | |
| 1 | EA | 92155 | 4H.2YQ OPEN DRIVE COMPRESSOR | |
| 1 | EA | 92165 | 4N.2Q OPEN DRIVE COMPRESSOR | |
| 1 | EA | 92160 | 4N.2YQ OPEN DRIVE COMPRESSOR | |
| 1 | EA | 92162 | 4T.2YQ BSE55 OPEN DRIVE COMPRESSOR KIT | |
| 1 | EA | 92159 | 6F.2YQ OPEN DRIVE COMPRESSOR | |
| 1 | EA | 92157 | 6H.2YQ OPEN DRIVE COMPRESSOR | |

## Core Charge

| | | | | |
|---|---|---|---|---|
| 1 | EA | 92166 | $500 CORE CHARGE FOR BITZER EQUIPMENT | |

# Tecumseh Condensing Units

| AEA | 4 | | | | 440 | Y | AA | 1A | |
|---|---|---|---|---|---|---|---|---|---|
| Comp. Family (Variant) | Application | | | | Last two digits X 100 = BTU/H Capacity | Refrigerant | Voltage | Release Variant | |
| | | Evap. Temp. | Rating Point | Motor Start Torque | | | | Motor Type | Motor Efficiency |
| AE (A) | 2 = | Low | -10°F | High | 40 X 100 | A = R-12 | AA=115/60/1 | 1 = Induction Run | A = Standard |
| AJ (A) | 3 = | High | +45°F | Normal | = 4,000 BTU/H | E = R-22 | NA=208-230/60/1 | 2 = Optional Run Cap. | B = Medium |
| AK (A) | 4 = | High | +45°F | High | | Y = R-134a | XA=115/60/1; 100/50/1 | 3 = Cap. Start/Run | C = High |
| AW (A) | 7 = | Med. | +20°F | High | | Z = R-404A/R-507 | XD=208-230/60/1; 200/50/1 | | |
| | 9 = | Com. | +20°F | High | | | | | |

## AE Units

| STD PKG | U/M | BERCOR NUMBER | DESCRIPTION | PC-1 EACH |
|---|---|---|---|---|
| 1 | EA | 92035 | AE4430Y-AA1ASC 1/4 HP 1-115 3083 BTU R134A CONDENSING UNIT | |
| 1 | EA | 91713 | AE4440Y-AA1AGK 1/3 HP 1-115 4000 BTU R134 CONDENSING UNIT | |
| 1 | EA | 92036 | AE4440Y-AA1ASC 1/3 HP 1-115 3655 BTU R134A CONDENSING UNIT | |
| 1 | EA | 92037 | AE4440Y-AA1ASS 1/3 HP 1-115 3655 BTU R134A CONDENSING UNIT | |
| 1 | EA | 92136 | AE4450Y-AA1ADC 1/2 HP 1-115 4500 BTU R134A CONDENSING UNIT | |

## AEA Units

| | | | | |
|---|---|---|---|---|
| 1 | EA | 92024 | AEA2411ZXASC 1/4HP 1-115 1340 BTU R404A CONDENSING UNIT | |
| 1 | EA | 91875 | AEA3425AXAXA 1/5 HP 1-115 2375 BTU R12 CONDENSING UNIT | |
| 1 | EA | 92033 | AEA4430Y-AA1AGB 1/4 HP 1-115 2990 BTU R134A CONDENSING UNIT | |
| 1 | EA | 92077 | AEA4448YXASC 1/3 HP 1-115 4250 BTU R134A CONDENSING UNIT | |

## AJA Units

| | | | | |
|---|---|---|---|---|
| 1 | EA | 92079 | AJA4480YAADG 3/4 HP 1-115 7550 BTU R134A CONDENSING UNIT | |
| 1 | EA | 92080 | AJA4514YXDXW 1 HP 1-230/208 14000 BTU R134 CONDENSING UNIT | |
| 1 | EA | 91771 | AJA7480ZNADG 1 HP 230V 7940 BTU R404 CONDENSING UNIT | |

## AKA Units

| | | | | |
|---|---|---|---|---|
| 1 | EA | 91843 | AKA2430ZAADC 3/4 HP 115V 3000 BTU R404 CONDENSING UNIT | |
| 1 | EA | 92078 | AKA4457YAADG 1/2 HP 1-115 5665 BTU R134 CONDENSING UNIT | |
| 1 | EA | 91856 | AKA9430ZAADG 1/3 HP 115V 3091 BTU R404 CONDENSING UNIT | |
| 1 | EA | 91997 | AKA9435ENADG 1/3 HP 1-230/208 3510 R22 CONDENSING UNIT | |
| 1 | EA | 91891 | AKA9442ZAADG 1/2 HP 115V 4240 BTU R404 CONDENSING UNIT | |
| 1 | EA | 91915 | AKA9463ZNADG 3/4 HP 230V 6360 BTU R404 CONDENSING UNIT | |

## AWA Units

| | | | | |
|---|---|---|---|---|
| 1 | EA | 91939 | AWA2448ZXDXC 1 HP 230V R404 4838 BTU CONDENSING UNIT | |
| 1 | EA | 92126 | AWA2464ZXDXC 1-1/2 HP R404A 208-230 1 6450 BTU CONDENSING UNIT | |
| 1 | EA | 91940 | AWA7512ZXDXC 1 1/4 HP 230V 11934 BTU R404 CONDENSING UNIT | |

# Tecumseh Compressors—Refrigeration

## High Temperature

| Model | Bill of Materials | Motor Type | Rating (Btu/h) | Suction | Discharge | Refrigerant | HP | Starting Torque | Weight (Lbs.) |
|---|---|---|---|---|---|---|---|---|---|
| AJA4461AXA | AJ311AT-141-J7 | CSIR | 6,100 | 1/2 SAE RL | 5/16 ODF | R-12 | 1/2 | High | 50 |
| AE4440A-AA1A | AE1252E-215-J7 | CSIR | 4,000 | 3/8 SAE | 1/4 ODF | R-12 | 1/3 | High | 25 |
| AE4430A-AA1A | AE1254E-215-J7 | CSIR | 3,000 | 3/8 SAE | 1/4 ODF | R-12 | 1/4 | High | 24 |
| AE4440A-AA | AE1250E-212-J7 | CSIR | 4,000 | 5/16 ODF | 1/4 ODF | R-12 | 1/3 | High | 25 |
| AJA4492AXA | AJ100AT-193-J7 | CSIR | 9,150 | 5/8 SAE RL | 5/16 ODF | R-12 | 3/4 | High | 48 |
| AJA4492AXD | AJ100GT-193-J7 | CSIR | 9,150 | 5/8 SAE RL | 5/16 ODF | R-12 | 3/4 | High | 49 |
| AJA4512AXD | AJ131GT-193-J7 | CSR | 12,300 | 5/8 SAE RL | 5/16 ODF | R-12 | 1 | High | 49 |
| AHA4518AXD | AH110FF-509-J7 | CSR | 18,000 | 7/8 ODF RL | 3/8 ODF | R-12 | 1-1/2 | High | 73 |
| AHA4525AXD | AH300FF-510-J7 | CSR | 26,250 | 7/8 ODF RL | 3/8 ODF | R-12 | 2 | High | 77 |
| AEA4448AXA | AE256AL-663-J7 | CSIR | 4,800 | 3/8 SAE | 1/4 ODF | R-12 | 1/3 | High | 27 |
| AEA3417YXA | AE520AT-166-J7 | RSIR | 1,800 | 1/4 ODF | 3/16 ODF | R-134a | 1/5 | Low | 22 |
| AKA5510EXA | AK100AT-004-J7 | PSC | 10,000 | 3/8 ODF | 1/4 ODF | R-22 | 1 | Normal | 38 |
| AKA5510EXD | AK100ET-004-J7 | PSC | 10,000 | 5/16 ODF | 1/4 ODF | R-22 | 1 | Low | 39 |
| AJA5519EXD | AJ220FT-206-J7 | PSC | 19,300 | 1/2 ODF | 5/16 ODF | R-22 | 1-1/2 | Normal | 50 |

| STD PKG | U/M | BERCOR NUMBER | DESCRIPTION | PC-1 EACH |
|---|---|---|---|---|
| 1 | EA | 91828 | AJA4461AXA 1/2 HP 1-115 HIGH TEMP 6100 BTU R12 COMPRESSOR | |
| 1 | EA | 91826 | AE4440A-AA1A 1/3 HP HIGH TEMP 4000 BTU R12 COMPRESSOR | |
| 1 | EA | 91908 | AE4430A-AA1A 1/4 HP 1-115 HIGH TEMP 3000 BTU R12 COMPRESSOR | |
| 1 | EA | 91909 | AE4440A-AA1A 1/3 HP 115-1 HIGH TEMP 4000 BTU R12 COMPRESSOR | |
| 1 | EA | 91830 | AJA4492AXA 3/4 HP 1-115 HIGH TEMP 9150 BTU R12 COMPRESSOR | |
| 1 | EA | 91831 | AJA4492AXD 3/4 HP 1-230 HIGH TEMP 9150 BTU R12 COMPRESSOR | |
| 1 | EA | 91832 | AJA4512AXD 1 HP 1-230 HIGH TEMP 12300 BTU R12 COMPRESSOR | |
| 1 | EA | 91833 | AHA4518AXD 1 1/2 HP 1-230 HIGH TEMP 18000 BTU R12 COMPRESSOR | |
| 1 | EA | 91835 | AHA4525AXD 2 HP 1-230 HIGH TEMP 26250 BTU R12 COMPRESSOR | |
| 1 | EA | 92074 | AEA4448AXA 1/3 HP 1-115 HIGH TEMP 4800 BTU R12 COMPRESSOR | |
| 1 | EA | 92013 | AEA3417YXA 1/5 HP 1-115 HIGH TEMP 1800 BTU R134A COMPRESSOR | |
| 1 | EA | 91758 | AKA5510EXA 1 HP 1-115 HIGH TEMP 10000 BTU R22 COMPRESSOR | |
| 1 | EA | 91759 | AKA5510EXD 1 HP 1-230 HIGH TEMP 10000 BTU R22 COMPRESSOR | |
| 1 | EA | 91766 | AJA5519EXD 1 1/2 HP 1-230 HIGH TEMP 19300 BTU R22 COMPRESSOR | |

# Compressors—Refrigeration
## Commercial / High Temperature

| Model | Bill of Materials | Motor Type | Rating (Btu/h) | Suction | Discharge | Refrigerant | HP | Starting Torque | Weight (Lbs.) |
|---|---|---|---|---|---|---|---|---|---|
| AKA4476YXA | AK169AT-038-J7 | CSIR | 7,680 | 1/2 SAE RL | 1/4 ODF | R-134a | 1/2 | High | 48 |
| AKA4460YXA | AK168AT-032-J7 | CSIR | 6,300 | 3/8 ODF | 1/4 ODF | R-134a | 1/2 | High | 41 |
| AE4440Y-AA1A | AE1200E-215-J7 | CSIR | 4,350 | 3/8 SAE | 1/4 ODF | R-134a | 1/3 | High | 22 |
| AE4430Y-AA1A | AE1199E-215-J7 | CSIR | 3,400 | 3/8 SAE | 1/4 ODF | R-134a | 1/4 | High | 22 |
| AE4440Y-AA1A | AE1200E-215-J7 | CSIR | 4,350 | 3/8 SAE | 1/4 ODF | R-134a | 1/3 | High | 22 |
| AE3430Y-AA1A | AE1153E-212-J7 | RSIR | 3,400 | 5/16 ODF | 1/4 ODF | R-134a | 1/4 | Normal | 24 |
| AE3425A-AA1A | AE1253E-212-J7 | RSIR | 2,500 | 5/16 ODF | 1/4 ODF | R-12 | 1/4 | Low | 20 |
| AE4450Y-AA1A | AE1154E-209-J7 | CSIR | 5,450 | 5/16 ODF | 1/4 ODF | R-134a | 1/2 | High | 26 |
| AE3425Y-AA1A | AE1004E-212-J7 | RSIR | 2,800 | 5/16 ODF | 1/4 ODF | R-134a | 1/4 | Normal | 24 |
| AE4440Y-AA1A | AE1022E-212-J7 | CSIR | 4,350 | 5/16 ODF | 1/4 ODF | R-134a | 1/3 | High | 22 |
| AJA4512YXD | AJ137ET-193-J7 | CSR | 12,100 | 5/8 SAE RL | 5/16 ODF | R-134a | 1 | High | 50 |
| AE4430Z-AA1A | AE1167E-212-J7 | CSIR | 3,450 | 5/16 ODF | 1/4 ODF | R-404A | 1/4 | High | 22 |
| AE4440Z-AA1A | AE1168E-209-J7 | CSIR | 4,350 | 5/16 ODF | 1/4 ODF | R-404A | 1/3 | High | 25 |
| AE4430E-DS1A | AE1320-212-J7 | CSIR | 3,200 | 5/16 ODF | 1/4 ODF | R-22 | 1/5 | High | 23 |
| AE4450E-DS1B | AE1363-209-J7 | CSIR | 5,100 | 5/16 ODF | 1/4 ODF | R-22 | 1/4 | N/A | 25 |

| STD PKG | U/M | BERCOR NUMBER | DESCRIPTION | PC-1 EACH |
|---|---|---|---|---|
| 1 | EA | 91855 | AKA4476YXA 3/4 HP 115V HIGH/COMM 7680 BTU R134A COMPRESSOR | |
| 1 | EA | 92075 | AKA4460YXA 1/2 HP 1-115 HIGH/COMM 6300 BTU R134A COMPRESSOR | |
| 1 | EA | 91917 | AE630ARYXA 1/3 HP R-134A COMPRESSOR SWEAT CONN | |
| 1 | EA | 92014 | AEA4430Y-AA1A 1/4 HP 1-115 HIGH/COMM 3400 BTU R134A COMPRESSOR | |
| 1 | EA | 92015 | AE4440Y-AA1A 1/3 HP 1-115 HIGH/COMM 4350 BTU R134A COMP W/ VALVE | |
| 1 | EA | 91711 | AE3430Y-AA1A 1/4 HP 1-115 HI/COM 3400 BTU R134 COMPRESSOR | |
| 1 | EA | 91824 | AE3425A-AA1A 1/4 HP 1-115 HIGH TEMP 2500 BTU R12 COMPRESSOR | |
| 1 | EA | 91808 | AE4450Y-AA1A 1/2 HP 1-115 HIGH/COMM 5450 BTU R134A COMPRESSOR | |
| 1 | EA | 92054 | AE3425Y-AA1A 1/4 HP 1-115 HIGH/COMP 2800 BTU R134A COMPRESSOR | |
| 1 | EA | 92084 | AE4440Y-AA1A 1/3 HP 115-1 HIGH/COMM 4350 BTU 134A COMP SWEAT | |
| 1 | EA | 92100 | AJA4512YXD 1 HP 1-230 HIGH/COMM 12100 BTU R134A COMPRESSOR | |
| 1 | EA | 91712 | AE4430Z-AA1A 1/4 HP 1-115 HIGH/COMM 3450 BTU R404A COMPRESSOR | |
| 1 | EA | 91714 | AE4440Z-AA1A 1/3 HP 1-115 HIGH/COMM 4350 BTU R404A COMPRESSOR | |
| 1 | EA | 92076 | AE4430E-DS1A 1/5 HP 1-115 COMM TEMP 3200 BTU R22 COMPRESSOR | |
| 1 | EA | 91740 | AE4450E-DS1B 1/4 HP 1-115 COMM TEMP 5100 BTU R22 COMPRESSOR | |

# Compressors—Refrigeration
## Commercial / Medium Temperature

| Model | Bill of Materials | Motor Type | Rating (Btu/h) | Suction | Discharge | Refrigerant | HP | Starting Torque | Weight (Lbs.) |
|---|---|---|---|---|---|---|---|---|---|
| AZA0370YXA | AZ430CR-235-J7JP | RSIR | 700 | 5/16 ODF | 3/16 ODF | R-134a | 1/12 | Normal | 18 |
| AZA0395YXA | AZ440CR-236-J7JP | CSIR | 950 | 5/16 ODF | 3/16 ODF | R-134a | 1/8 | High | 19 |
| TPA9421YXA | TP119AR-021-J7LO | CSIR | 2,100 | 5/16 ODF | 1/4 ODF | R-134a | 1/4 | High | 25 |
| AJA7461YXA | AJ250AT-188-J7 | CSR | 6,110 | 5/8 SAE RL | 5/16 ODF | R-134a | 3/4 | High | 54 |

| STD PKG | U/M | BERCOR NUMBER | DESCRIPTION | PC-1 EACH |
|---|---|---|---|---|
| 1 | EA | 91941 | AZA0370YXA 1/5 HP 115V COMM/MED 700 BTU R134A COMPRESSOR | |
| 1 | EA | 91942 | AZA0395YXA 1/5 HP 115V COMM/MED 950 BTU R134A COMPRESSOR | |
| 1 | EA | 91943 | TPA9421YXA 1/4 HP 115V COMM/MED 2100 BTU R134A COMPRESSOR | |
| 1 | EA | 91770 | AJA7461YXA 3/4 HP 1-115 COMM TEMP 6110 BTU R134A COMPRESSOR | |

# Tecumseh Compressors—Refrigeration

## Commercial

| Model | Bill of Materials | Motor Type | Rating (Btu/h) | Suction | Discharge | Refrigerant | HP | Starting Torque | Weight (Lbs.) |
|---|---|---|---|---|---|---|---|---|---|
| AEA9415EXA | AE162AT-907-J7 | CSIR | 1,530 | 5/16 ODF | 1/4 ODF | R-22 | 1/5 | HIgh | 24 |
| AEA9422EXA | AE172AT-900-J7 | CSIR | 2,400 | 5/16ODF | 1/4 ODF | R-22 | 1/4 | HIgh | 25 |
| AJA9484EXD | AJ801ET-418-J7 | CSR | 8,400 | 1/2 ODF | 5/16 ODF | R-22 | 1 | HIgh | 54 |
| AKA9442EXA | AK165AT-038-J7 | CSIR | 4,200 | 1/2 SAE | 1/4 ODF | R-22 | 1/2 | HIgh | 40 |
| AKA9455EXD | AK167ET-038-J7 | CSR | 5,500 | 1/2 SAE | 1/4 ODF | R-22 | 3/4 | HIgh | 43 |
| AKA9428EXA | AK164AT-038-J7 | CSIR | 2,800 | 1/2 SAE | 1/4 ODF | R-22 | 1/3 | HIgh | 40 |
| AKA9442EXD | AK165ET-038-J7 | CSR | 4,200 | 1/2 SAE | 1/4 ODF | R-22 | 1/2 | HIgh | 43 |
| AKA9462EXD | AK166ET-038-J7 | CSR | 6,200 | 1/2 SAE | 1/4 ODF | R-22 | 3/4 | HIgh | 43 |
| THA0410YXA | TH750AR-340-J7HV | RSIR | 1,050 | 5/16 ODF | 1/4 ODF | R-134a | 1/5 | Low | 15 |
| AKA9438ZXA | AK175AT-038-J7 | CSIR | 3,750 | 1/2 SAE RL | 1/4 ODF | R-404A/ R-507 | 1/2 | HIgh | 55 |
| AKA9455ZXA | AK171AT-038-J7 | CSR | 5,450 | 1/2 SAE RL | 1/4 ODF | R-404A / R-507 | 3/4 | HIgh | 41 |
| AKA9462ZXA | AK172AT-038-J7 | CSR | 6,250 | 1/2 SAE RL | 1/4 ODF | R-404A / R-507 | 3/4 | HIgh | 43 |

| STD PKG | U/M | BERCOR NUMBER | DESCRIPTION | PC-1 EACH |
|---|---|---|---|---|
| 1 | EA | 92002 | AEA9415EXA 1/5 HP 1-115 COMM TEMP 1500 BTU R22 COMPRESSOR | |
| 1 | EA | 92039 | AEA9422EXA 1/4 HP 1-115 COMM TEMP 2400 BTU R22 COMPRESSOR | |
| 1 | EA | 91857 | AJA9484EXD 1 HP R22 230-1 COMM TEMP 8400 BTU COMPRESSOR | |
| 1 | EA | 91890 | AKA9442EXA 1/2 HP 115V COMM TEMP 4200 BTU R22 COMPRESSOR | |
| 1 | EA | 91898 | AKA9455EXD 3/4 HP 230V COMM TEMP 5500 BTU R22 COMPRESSOR | |
| 1 | EA | 92003 | AKA9428EXA 1/3 HP 1-115 COMM TEMP 2800 BTU R22 COMPRESSOR | |
| 1 | EA | 92006 | AKA9442EXD 1/2 HP 1-230 COMM TEMP 4200 BTU R22 COMPRESSOR | |
| 1 | EA | 92008 | AKA9462EXD 3/4HP 230-1 COMM TEMP 6200 BTU R22 COMPRESSOR | |
| 1 | EA | 92101 | THA0410YXA 1/5 HP 1-115 COMM TEMP 1050 BTU R134A COMPRESSOR | |
| 1 | EA | 91869 | AKA9438ZXA 1/2 HP 115V COMM TEMP 3750 BTU R404A COMPRESSOR | |
| 1 | EA | 91906 | AKA9455ZXA 3/4 HP 115V COMM TEMP 5450 BTU R404A COMPRESSOR | |
| 1 | EA | 91907 | AKA9462ZXA 3/4 HP 115V COMM TEMP 6250 BTU R404A COMPRESSOR | |

# Tecumseh Compressors—Refrigeration

## Medium Temperature

| Model | Bill of Materials | Motor Type | Rating (Btu/h) | Suction | Discharge | Refrigerant | HP | Starting Torque | Weight (lbs.) |
|---|---|---|---|---|---|---|---|---|---|
| AJA7441AXA | AJ530AT-336-J7 | CSIR | 4,400 | 1/2 SAE RL | 5/16 ODF | R-12 | 1/2 | H | 48 |
| AKA9434AXA | AK159AT-038-J7 | CSIR | 3,350 | 1/2 SAE RL | 1/4 ODF | R-12 | 1/2 | H | 42 |
| AHA7514AXF | AH334RF-510-J7 | 3 PH | 18,000 | 7/8 ODF RL | 3/8 ODF | R-12 | 2-1/4 | 3 PH | 71 |
| AKA9441AXA | AK163AT-038-J7 | CSIR | 4,100 | 1/2 SAE RL | 1/4 ODF | R-12 | 1/2 | H | 43 |
| AHA7480AXD | AH160FF-509-J7 | CSR | 8,000 | 5/8 ODF RL | 3/8 ODF | R-12 | 1 | H | 71 |
| AJA7465AXA | AJ201AT-188-J7 | CSR | 6,650 | 5/8 SAE RL | 5/16 ODF | R-12 | 3/4 | H | 52 |
| AJB7465AXD | AJ201GT-188-J7 | CSIR | 6,650 | 5/8 SAE RL | 5/16 ODF | R-12 | 3/4 | H | 52 |
| AJA7494ZXD | AJ202ET-188-J7 | CSR | 9,350 | 5/8 SAE RL | 5/16 ODF | R-404A/ R-507 | 1 | H | 54 |

| STD PKG | U/M | BERCOR NUMBER | DESCRIPTION | PC-1 EACH |
|---|---|---|---|---|
| 1 | EA | 91809 | AJA7441AXA 1/2 HP 1-115 MED TEMP 4400 BTU R12 COMPRESSOR | |
| 1 | EA | 91868 | AKA9434AXA 1/2 HP 115V MED TEMP 3350 BTU R12 COMPRESSOR | |
| 1 | EA | 91818 | AHA7514AXF 2 1/4 HP 3-230 MED TEMP 18000 BTU R12 COMPRESSOR | |
| 1 | EA | 91904 | AKA9441AXA 1/2 HP 1-115 MED TEMP 4100 BTU R12 COMPRESSOR | |
| 1 | EA | 91813 | AHA7480AXD 1 HP 1-230 MED TEMP 8000 BTU R12 COMP | |
| 1 | EA | 91811 | AJA7465AXA 3/4 HP 1-115 MED TEMP 6650 BTU R12 COMPRESSOR | |
| 1 | EA | 91812 | AJB7465AXD 3/4 HP 1-230 MED TEMP 6650 BTU R12 SWEAT COMPRESSOR | |
| 1 | EA | 91773 | AJA7494ZXD 1 HP 230V MED TEMP 9350 BTU R404A COMPRESSOR | |

# Tecumseh Compressors—Refrigeration

## Low Temperature

| Model | Bill of Materials | Motor Type | Rating (Btu/h) | Suction | Discharge | Refrigerant | HP | Starting Torque | Weight (Lbs.) |
|---|---|---|---|---|---|---|---|---|---|
| AEA1336AXA | AE120AT-014-J7 | RSIR | 375 | 1/4 ODF | 3/16 ODF | R-12 | 1/5 | Low | 20 |
| AJA2425AXA | AJ601AT-336-J7 | CSIR | 2,200 | 1/2 SAE RL | 5/16 ODF | R-12 | 1/2 | High | 50 |
| AE2410Y-AA1A | AE1156E-679-J7 | CSIR | 950 | 5/16 ODF | 1/4 ODF | R-134a | 1/4 | High | 22 |
| AHA2445AXD | AH410EF-509-J7 | CSIR | 4,400 | 5/8 ODF RL | 3/8 ODF | R-12 | 1 | High | 73 |
| AHA2466AXD | AH500EF-510-J7 | CSR | 6,600 | 7/8 ODF RL | 3/8 ODF | R-12 | 1-1/2 | High | 80 |
| AEA2415AAB | AE334AT-663-J7 | CSIR | 1,525 | 3/8 SAE | 1/4 ODF | R-12 | 1/3 | High | 27 |
| AE2413A-AA1B | AE1317E-219-J7 | CSIR | 1,300 | 3/8 SAE | 1/4 ODF | R-12 | 1/3 | High | 22 |
| AHA2466AXF | AH500RF-510-J7 | 3 PH | 6,600 | 7/8 ODF RL | 3/8 ODF | R-12 | 1-1/2 | 3 PH | 73 |
| AEA1360YXA | AE810AT-166-J7 | RSIR | 640 | 1/4 ODF | 3/16 ODF | R-134a | 1/5 | Low | 25 |
| THA1358YXA | TH130AR-340-J7 | CSIR | 600 | 5/16 ODF | 1/4 ODF | R-134a | 1/5 | Low | 18 |
| AJA2419YXA | AJ135AT-336-J7 | CSR | 1,860 | 1/2 SAE RL | 5/16 ODF | R-134a | 1/2 | High | 53 |
| AE2410Y-AA1A | AE1156E-679-J7 | CSIR | 950 | 5/16 ODF | 1/4 ODF | R-134a | 1/4 | High | 22 |
| AE2413Y-AA1B | AE1240E-679-J7 | CSIR | 1,300 | 5/16 ODF | 1/4 ODF | R-134a | 1/3 | High | 22 |
| AJA2419ZXA | AJ303AT-336-J7 | CSR | 1,865 | 1/2 SAE RL | 5/16 ODF | R-404A / R-507 | 1/2 | High | 54 |
| AJA2425ZXA | AJ532AT-336-J7 | CSR | 2,450 | 1/2 SAE RL | 5/16 ODF | R-404A / R-507 | 1/2 | High | 55 |
| AJB2433ZXA | AJ604AF-436-J7 | CSR | 3,410 | 3/8 ODF | 5/16 ODF | R-404A / R-507 | 1 | High | 56 |
| AJB2433ZXD | AJ604EF-436-J7 | CSR | 3,330 | 3/8 ODF | 5/16 ODF | R-404A / R-507 | 1 | High | 52 |
| AE2410Z-AA1A | AE1126E-106-J7 | CSIR | 1,050 | 5/16 ODF | 1/4 ODF | R-404A / R-507 | 1/4 | High | 22 |
| AE2415Z-AA1A | AE1157E-679-J7 | CSIR | 1,600 | 5/16 ODF | 1/4 ODF | R-404A / R-507 | 1/3 | High | 22 |
| AWA2460ZXD | AW613ET-099-J7 | CSR | 6,300 | 5/8 ODF | 3/8 ODF | R-404A / R-507 | 1-1/2 | High | 83 |
| AWA2440ZXD | AW610ET-111-J7 | CSR | 3,775 | 5/8 ODF RL | 3/8 ODF | R-404A / R-507 | 1 | High | 71 |
| AVA2490ZXT | AV195RT-037-J7 | 3 PH | 9,100 | 7/8 ODF | 1/2 ODF | R-404A / R-507 | 2 | 3 PH | 79 |
| AVA2490ZXN | AV195ET-037-J7 | CSR | 9,500 | 7/8 ODF | 1/2 ODF | R-404A / R-507 | 2 | High | 95 |

| STD PKG | U/M | BERCOR NUMBER | DESCRIPTION | PC-1 EACH |
|---|---|---|---|---|
| 1 | EA | 91728 | AEA1336AXA 1/5 HP 1-115 LOW TEMP 375 BTU R12 COMPRESSOR | |
| 1 | EA | 91793 | AJA2425AXA 1/2 HP 1-115 LOW TEMP 2200 BTU R12 COMPRESSOR | |
| 1 | EA | 91708 | AE2410Y-AA1A 1/4 HP 1-115 950 BTU R134 COMPRESSOR | |
| 1 | EA | 91796 | AHA2445AXD 1 HP 1-230 LOW TEMP 4400 BTU R12 COMPRESSOR | |
| 1 | EA | 91798 | AHA2466AXD 1 1/2 HP 1-230 LOW TEMP 6600 BTU R12 COMPRESS0R | |
| 1 | EA | 91790 | AEA2415AAB 1/3 HP 1-115 LOW TEMP 1525 BTU R12 COMPRESSOR | |
| 1 | EA | 92096 | AE2413A-AA1B 1/3 HP 1-115 LOW TEMP 1700 BTU R12 COMPRESSOR | |
| 1 | EA | 91799 | AHA2466AXF 1 1/2 HP 3-230 LOW TEMP 6600 BTU R12 COMPRESSOR | |
| 1 | EA | 91784 | AEA1360YXA 1/5 HP 1-115 LOW TEMP 640 BTU R134 COMPRESSOR | |
| 1 | EA | 91733 | THA1358YXA 1/5 HP 1-115 LOW TEMP 580 BTU R134 COMPRESSOR | |
| 1 | EA | 91718 | AJA2419YXA 1/2 HP 1-115 LOW TEMP 1860 BTU R134A COMPRESSOR | |
| 1 | EA | 91845 | AE2410Y-AA1A 1/4 HP 1-115 LOW TEMP 950 BTU R134 COMPRESSOR | |
| 1 | EA | 92053 | AE2413Y-AA1B 1/3 HP 1-115 LOW TEMP 1300 BTU R134A COMPRESSOR | |
| 1 | EA | 91719 | AJA2419ZXA 1/2 HP 1-115 LOW TEMP 1865 BTU R404A COMPRESSOR | |
| 1 | EA | 91768 | AJA2425ZXA 1/2 HP 1-115 LOW TEMP 2450 BTU R404 COMPRESSOR | |
| 1 | EA | 91774 | AJB2433ZXA 1 HP 115V LOW TEMP 3410 BTU R404A COMPRESSOR | |
| 1 | EA | 91803 | AJB2433ZXD 1 HP 230V LOW TEMP 3330 BTU R404A COMPRESSOR | |
| 1 | EA | 92017 | AE2410Z-AA1A 1/4 HP 1-115 LOW TEMP 1050 BTU R404A COMPRESSOR | |
| 1 | EA | 92018 | AE2415Z-AA1A 1/3 HP 1-115 LOW TEMP 1600 BTU R404A COMPRESSOR | |
| 1 | EA | 92049 | AWA2460ZXD 1-1/2 230-1 LOW TEMP 6300 BTU R404A COMPRESSOR | |
| 1 | EA | 91934 | AWA2440ZXD 1 HP 230V LOW TEMP 3775 BTU R404A COMPRESSOR | |
| 1 | EA | 91933 | AVA2490ZXT 2 HP 230V LOW TEMP 9100 BTU R404 COMPRESSOR | |
| 1 | EA | 92051 | AVA2490ZXN 2HP 230-1 LOW TEMP 9500 BTU R404A COMPRESSOR | |

# Tecumseh Parts

| STD PKG | U/M | BERCOR NUMBER | DESCRIPTION | PC-1 EACH |
|---|---|---|---|---|
| 1 | EA | 91962 | 30334 ROTO LOCK VALVE GSKT 0.5635 OD | |
| 1 | EA | 91963 | K32-3 1/2" SAE FLARE ROTOLOCK FITTING SERVICE VALVE KIT | |
| 1 | EA | 92105 | 51533-3 FAN BLADE | |
| 1 | EA | 92106 | 51561-1 FAN BLADE | |
| 1 | EA | 99788 | K71-01 RELAY KIT | |
| 1 | EA | 99789 | K71-02 RELAY KIT | |
| 1 | EA | 99790 | K71-06 RELAY KIT | |
| 1 | EA | 99791 | K71-08 RELAY KIT | |
| 1 | EA | 99792 | K71-09 RELAY KIT | |
| 1 | EA | 99793 | K71-10 RELAY KIT | |
| 1 | EA | 99794 | K71-11 RELAY KIT | |
| 1 | EA | 99800 | K71-13 RELAY KIT | |
| 1 | EA | 99801 | K71-16 RELAY KIT | |
| 1 | EA | 99802 | K71-17 RELAY KIT | |
| 1 | EA | 99803 | K71-18 RELAY KIT | |
| 1 | EA | 99804 | K71-19 RELAY KIT | |
| 1 | EA | 99805 | K71-20 RELAY KIT | |
| 1 | EA | 99806 | K71-36 RELAY KIT | |
| 1 | EA | 99820 | K90-10 OVERLOAD KIT | |
| 1 | EA | 99823 | K90-11 OVERLOAD KIT | |
| 1 | EA | 99853 | K90-12 OVERLOAD KIT | |
| 1 | EA | 99862 | K90-13 OVERLOAD KIT | |
| 1 | EA | 99863 | K90-14 OVERLOAD KIT | |
| 1 | EA | 99864 | K90-15 OVERLOAD KIT | |
| 1 | EA | 99865 | K90-16 OVERLOAD KIT | |
| 1 | EA | 99866 | K90-18 OVERLOAD KIT | |
| 1 | EA | 99867 | K90-19 OVERLOAD KIT | |
| 1 | EA | 99868 | K90-21 OVERLOAD KIT | |
| 1 | EA | 99869 | K90-24 OVERLOAD KIT | |
| 1 | EA | 99870 | K90-27 OVERLOAD KIT | |
| 1 | EA | 99872 | K90-34 OVERLOAD KIT | |
| 1 | EA | 99873 | K90-35 OVERLOAD KIT | |
| 1 | EA | 99874 | K90-38 OVERLOAD KIT | |
| 1 | EA | 99875 | K90-54 OVERLOAD KIT | |
| 1 | EA | 99876 | K90-55 OVERLOAD KIT | |
| 1 | EA | 99877 | K90-56 OVERLOAD KIT | |
| 1 | EA | 99878 | K90-57 OVERLOAD KIT | |
| 1 | EA | 99880 | K90-59 OVERLOAD KIT | |
| 1 | EA | 99881 | K90-60 OVERLOAD KIT | |
| 1 | EA | 99882 | K146-21 145-175 CAPACITOR | |
| 1 | EA | 99983 | 51563 FAN BLADE | |
| 1 | EA | 99984 | 51564-1 FAN BLADE | |
| 1 | EA | 99985 | 16W115 FAN MOTOR | |
| 1 | EA | 99986 | 6W115 FAN MOTOR | |
| 1 | EA | 99987 | 810E037A84 FAN MOTOR | |
| 1 | EA | 99988 | 810E050A85 FAN MOTOR | |
| 1 | EA | 99989 | 810E186A82 1/4 HP FAN MOTOR | |
| 1 | EA | 99990 | 9W115 FAN MOTOR | |

# 4 Year Extended Warranties

## For Compressors

| STD PKG | U/M | BERCOR NUMBER | DESCRIPTION | PC-1 EACH |
|---|---|---|---|---|
| 1 | EA | 91688 | NO GWB EXT WARR PURCHASED | |
| 1 | EA | 90456 | 4YR LTD WARR | |
| 1 | EA | 90457 | 4 YR LTD WARR | |
| 1 | EA | 90458 | 4 YR LTD WARR | |
| 1 | EA | 90459 | 4 YR LTD WARR | |
| 1 | EA | 90460 | 4 YR LTD WARR | |
| 1 | EA | 90461 | 4 YR LTD WARR | |
| 1 | EA | 90462 | 4 YR LTD WARR | |
| 1 | EA | 90463 | 4 YR LTD WARR | |
| 1 | EA | 90464 | 4 YR LTD WARR | |
| 1 | EA | 90465 | 4 YR LTD WARR | |
| 1 | EA | 90467 | 4 YR LTD WARR | |
| 1 | EA | 90469 | 4 YR LTD WARR | |
| 1 | EA | 90470 | 4 YR LTD WARR | |
| 1 | EA | 90471 | 4 YR LTD WARR | |
| 1 | EA | 90472 | 4 YR LTD WARR | |
| 1 | EA | 90473 | 4 YR LTD WARR | |
| 1 | EA | 90474 | 4 YR LTD WARR | |
| 1 | EA | 90475 | 4 YR LTD WARR | |
| 1 | EA | 90476 | 4 YR LTD WARR | |
| 1 | EA | 91679 | 4 YR LTD WARR | |
| 1 | EA | 91680 | 4 YR LTD WARR | |
| 1 | EA | 91682 | 4 YR LTD WARR | |
| 1 | EA | 91685 | 4 YR LTD WARR | |
| 1 | EA | 91686 | 4 YR LTD WARR | |
| 1 | EA | 91687 | 4 YR LTD WARR | |
| 1 | EA | 91690 | 4 YR LTD WARR | |
| 1 | EA | 91691 | 4 YR LTD WARR | |
| 1 | EA | 91692 | 4 YR LTD WARR | |
| 1 | EA | 91693 | 4 YR LTD WARR | |
| 1 | EA | 91694 | 4 YR LTD WARR | |
| 1 | EA | 91695 | 4 YR LTD WARR | |
| 1 | EA | 91696 | 4 YR LTD WARR | |
| 1 | EA | 91697 | 4 YR LTD WARR | |

# Vibration Absorbers

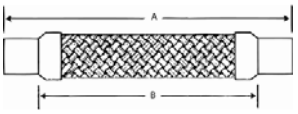


| Model Number | Fitting Size Inches | Dimension "A" | | Dimension "B" | | Max. Working Pressure | | Application |
|---|---|---|---|---|---|---|---|---|
| | | Inches | mm | Inches | mm | Psig | bar | |
| VAB-4SS | 1/2 | 9 | 228.6 | 7-1/2 | 190.5 | 525 | 36.2 | High and |

| STD PKG | U/M | BERCOR NUMBER | DESCRIPTION | PC-1 EACH |
|---|---|---|---|---|
| 1 | EA | 95932 | VAB4SS 1/2IN ODF VIBRATION ABSORBER | |

# Vibration Absorbers



- Reduce vibration and noise
- Extend compressor life
- Allow for horizontal or vertical movement
- Reduce wear on bearings

| Model No. | O.D. (In.) | I.D. (In.) | Overall Length (In.) | Max. Working Pressure @ 70°F (PSIG) |
|---|---|---|---|---|
| VAB4 | 1/2 | 3/8 | 9 | 450 |
| VAB5 | 5/8 | 1/2 | 9-3/4 | 450 |
| VAB6 | 3/4 | 1/2 | 10 | 450 |
| VAB8 | 7/8 | 3/4 | 11-1/2 | 440 |
| VAB9 | 1-1/8 | 1 | 13 | 400 |
| VAB10 | 1-3/8 | 1-1/4 | 14-3/4 | 400 |

| STD PKG | U/M | BERCOR NUMBER | DESCRIPTION | PC-1 EACH |
|---|---|---|---|---|
| 1 | EA | 76868 | VAB4 1/2IN OD VIBRATION ABSORBER STAINLESS STEEL | |
| 1 | EA | 76869 | VAB5 5/8IN OD VIBRATION ABSORBER STAINLESS STEEL | |
| 1 | EA | 76864 | VAB6 3/4IN OD VIBRATION ABSORBER STAINLESS STEEL | |
| 1 | EA | 76862 | VAB8 7/8IN OD VIBRATION ABSORBER STAINLESS STEEL | |
| 1 | EA | 76863 | VAB9 1 1/8IN OD VIBRATION ABSORBER STAINLESS STEEL | |
| 1 | EA | 76865 | VAB10 1 3/8IN OD VIBRATION ABSORBER STAINLESS STEEL | |

# Finny's Gasket Book



This array of 40 different gaskets replaces most common gaskets used today in expansion and solenoid valves and pumps. This fine gasket material Garlock replaces old gaskets on Sporlan, Penn, Alco, Jackes Evans, Parker, Mueller, Hamilton Pax, Henry and Primore.

| STD PKG | U/M | BERCOR NUMBER | DESCRIPTION | PC-1 EACH |
|---|---|---|---|---|
| 1 | EA | 92710 | GB10 FINNY`S GASKET BOOK | |

# Valves, Controls, and System Protectors

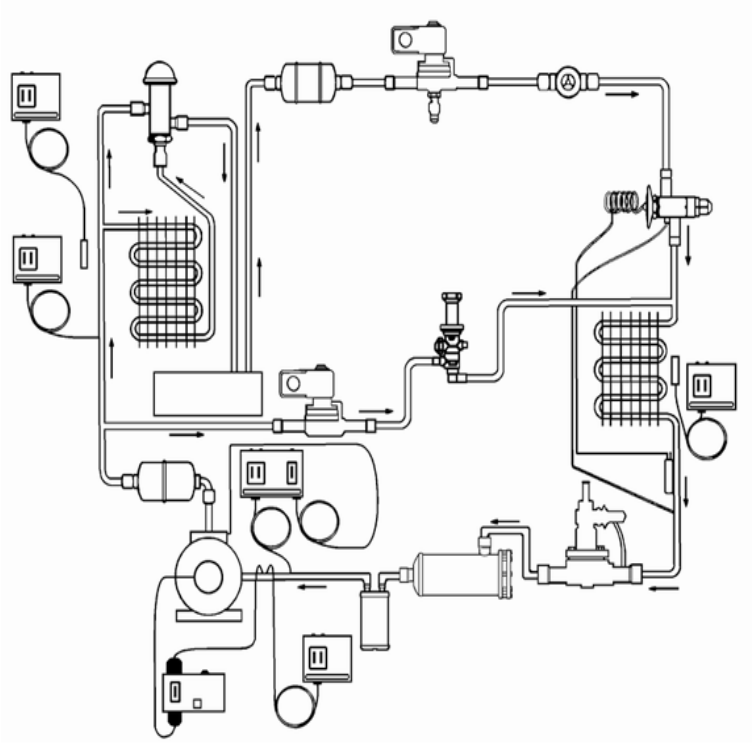

Note: Although not all Emerson Valves, Controls, and System Protectors are shown on the following pages, the entire line is available—ask your Berkheimer representative for details.
For extended capacities consult your complete Emerson Valves, Controls, and System Protectors catalog or ask your Berkheimer representative for details.

# Superheat Information

| Bath Temperature | Code Letter |
|---|---|
| +32° F | A |
| +10° F | B |
| 0° F | C |
| -10° F | D |
| -20° F | F |

### Factory Superheat Setting

Unless otherwise specified, all valves will be preset at the factory at a bath temperature which is predetermined by the charge symbol and/or the MOP rating.

The bath temperature at which the valve superheat has been set is coded alphabetically in the superheat block on the valve nameplate, as shown in the table. Thus a valve with "10A" stamped in the nameplate superheat block has been set for 10° F static superheat with a 32° F bath. In like manner, a valve stamped "10C" has been set for 10° F static superheat with a 0° F bath.

### How to Determine Superheat

1. Determine suction pressure with accurate gauge at evaporator outlet. On close coupled installations, suction pressure may be read at a compressor suction connection.
2. From pressure-temperature tables, determine saturation temperature at observed suction pressure.
3. Measure temperature of suction gas at thermo valve remote bulb location.
4. Subtract staturation temperature read from tables in "Step 2" from temperature measured in "Step 3". Difference is superheat of suction gas

# AAE Expansion Valves



"A" Series Thermo Expansion Valves are used for heat pump, air conditioning, food service, and commercial applications. "A" Series valves provide stable and accurate control over a wide range of operating conditions.

- Hermetic construction eliminates external leakage
- Compact size allows installation in limited spaces
- Mass spectrometer tested to ensure less than 0.10 oz/year external leakage rate
- Stainless steel power element eliminates corrosion and prevents valve failure
- Maximum working pressure: 700 psig
- UL Recognized: SA5312

**Nomenclature Example: AACEB 2 HC 30 IN 3/8 x 1/2 ODF ANG**

| A | A | C | E | B | 2 | H | C | 30 IN | 3/8 x 1/2 | | ODF | ANG |
|---|---|---|---|---|---|---|---|---|---|---|---|---|
| Valve Series | Superheat Adjustment | Internal Check Valve | Equalizer | Bleed Hole (Optional) | Capacity | Refrigerant Code | Charge Code | Capillary Tube Length | Inlet Connection Sizes | Outlet Connection Sizes | Connection Type | Configuration |
| | A=Adjustable<br>N=Non-adjustable | (optional) Reverse flow bypass application | E= External (Omit for Internal) | Omit for no bleed hole | Nominal Rating in Tons | F=R-12<br>H=R-22<br>M=R-134a<br>N=R-407C<br>P=R-507<br>R=R-502<br>S=R-404A<br>Z=R-410A | C=medium temp<br>CA=heat pump (MOP)= press limiting<br>Z=low temp<br>AA=wide range | 30 IN (std) other lengths are available | 1/4<br>3/8<br>1/2<br>5/8 | 3/8<br>1/2<br>5/8<br>7/8 | SAE= Flare<br>ODF=solder | S/T=straight thru<br>ANG= 90° angle |

### AAE HAA Range Expansion Valves for R-22

| STD PKG | U/M | BERCOR NUMBER | DESCRIPTION | PC-1 EACH |
|---|---|---|---|---|
| 1 | EA | 92600 | AAE 2 1/2 HAA 3/8 X 1/2 ODF EXP VLV | |
| 1 | EA | 92601 | AAE 5 HAA 3/8 X 1/2 ODF EXP VLV | |

### AAE ZW Expansion Valves for R-410A Air Conditioning Applications

| STD PKG | U/M | BERCOR NUMBER | DESCRIPTION | PC-1 1-9 | PC-2 10 |
|---|---|---|---|---|---|
| 1 | EA | 92602 | AAE 3 ZW 195 3/8 X 3/8 ODF S/T R410A WIDE RANGE A/C TXV | | |
| 1 | EA | 92603 | AAE 5 ZW 195 1/2 X 5/8 ODF S/T R410A WIDE RANGE A/C TXV | | |

### AAE SZ Expansion Valves for R-404A

| | | | | | |
|---|---|---|---|---|---|
| 1 | EA | 92605 | AAE 1/2 SZ 3/8 X 1/2 ODF S/T R404A EXPANSION VALVE | | |
| 1 | EA | 92606 | AAE 1 SZ 3/8 X 1/2 ODF S/T R404A EXPANSION VALVE | | |
| 1 | EA | 92607 | AAE 1-1/2 SZ 3/8 X 1/2 ODF S/T R404A EXPANSION VALVE | | |
| 1 | EA | 92608 | AAE 2 SZ 3/8 X 1/2 ODF S/T R404A EXPANSION VALVE | | |

### AAE SW45 Expansion Valves for R-404A

| | | | | | |
|---|---|---|---|---|---|
| 1 | EA | 92609 | AAE 1/2 SW45 3/8 X 1/2 ODF S/T R404A EXPANSION VALVE | | |
| 1 | EA | 92610 | AAE 1 SW45 3/8 X 1/2 ODF S/T R404A EXPANSION VALVE | | |
| 1 | EA | 92611 | AAE 1-1/2 SW45 3/8 X 1/2 ODF S/T R404A EXPANSION VALVE | | |
| 1 | EA | 92612 | AAE 2 SW45 3/8 X 1/2 ODF S/T R404A EXPANSION VALVE | | |

# AFA Series Expansion Valves

## With Internal Equalizers



The AFA is ideal for applications requiring compact size combined with stable accurate control over wide load and evaporator temperature ranges. Designed for use in icemakers, salad bars, reach-in coolers. Direct replacement for Sporlan F Series valves.

| STD PKG | U/M | BERCOR NUMBER | DESCRIPTION | PC-1 EACH |
|---|---|---|---|---|
| 1 | EA | 92447 | AFA 1/4FC 1/4X3/8-1/2 FOOD SERVICE VLV | |
| 1 | EA | 92448 | AFA 1/2FC 1/4X3/8-1/2 FOOD SERVICE VLV | |

EMERSON
Climate Technologies

# Super HF Series Balanced Port Expansion Valves



**HF Nomenclature**

| HF | E | S | C | 2 | H | C |
|---|---|---|---|---|---|---|
| **Valve Series** | **Equalizer** *(Omit for Internal)* | **Connection Type** *(Omit for SAE)* | **Removable Strainer (Optional)** | **Capacity** | **Refrigerant Code** | **Charge Code** |
| | E=External<br>N=Non-adjustable | S=Solder | ODF only | Nominal Rating in Tons | F=R-12<br>H=R-22<br>M=R-134a<br>P=R-507<br>R=R-502<br>S=R-404A | C=med temp<br>Z=low temp<br>W=Maximum Operation Pressure |

## Features

Super HF thermostatic expansion valves feature a balanced port construction that provides stable and accurate superheat control over a wide range of operating conditions. Replace conventional TEVs with the Super HF. The Super HF improves superheat control, system operation, and valve stability.

- External superheat adjustment.
- Replaceable power element for added flexibility.
- Internal or external equalizer.
- Field-proven internal seal construction.
- Tailored bulb charges for specific applications.
- Interchangeable with conventional TEVs.
- Externally equalized valves have bi-flow capability.

## Application/Operation

The Super HF valve is currently replacing conventional TEVs on air conditioning and refrigeration systems with any combination of the following systems operating conditions.

- Widely varying evaporator loads.
- Widely varying head pressures.
- Widely varying pressure drop available across the thermostatic expansion valve and refrigerant distributor.

### Expansion Valves for use with R-12, R-134a, FX-56, MP-39

| Connection | Equalizer | STD PKG | U/M | BERCOR NUMBER | DESCRIPTION | PC-1 1-9 | PC-2 10 |
|---|---|---|---|---|---|---|---|
| Flare | Internal | 1 | EA | 92431 | HF 1 FC R-12 EXP VLV PCN# 054905 | | |
| Flare | External | 1 | EA | 92436 | HFE 1 FC R-12 EXP VLV PCN# 054909 | | |
| Flare | Internal | 1 | EA | 92456 | HF 1/2 FC R-12 EXP VLV | | |
| Flare | External | 1 | EA | 92460 | HFE 1/2 FC R-12 EXP VLV | | |
| Flare | External | 1 | EA | 92461 | HFE 11/2 FC R-12 EXP VLV | | |
| Flare | Internal | 1 | EA | 92502 | HF 1/4 FC R-12 EXP VLV | | |

### Expansion Valves for use with R-502, R-404A, R-507A, FX-10, HP-80

| | | | | | | | |
|---|---|---|---|---|---|---|---|
| Flare | External | 1 | EA | 92438 | HFE 1 RC R-502 EXP VLV | | |
| Flare | External | 1 | EA | 92439 | HFE 2 RC R-502 EXP VLV | | |
| Flare | Internal | 1 | EA | 92442 | HF 1/2 RC R-502 EXP VLV | | |
| Flare | External | 1 | EA | 92443 | HFE 11/2 RC R502 EXP VLV | | |
| Flare | External | 1 | EA | 92584 | HFE 1 RW45 R-502 EXP VLV | | |

### Expansion Valves with Removable Strainer for use with R-502, R-404A, R-507A, FX-10, HP-80

| | | | | | | | |
|---|---|---|---|---|---|---|---|
| Sweat | External | 1 | EA | 92660 | HFESC 1 RW 45 EXP VLV | | |
| Sweat | External | 1 | EA | 92659 | HFESC 1/2RW 45 EXP VLV | | |

### Expansion Valves for use with R-134a, R-12, R-450, R-513A

| | | | | | | | |
|---|---|---|---|---|---|---|---|
| Sweat | External | 1 | EA | 92556 | HFESC 1 MC 1 TON R-134 MT EXP VLV | | |

EMERSON
Climate Technologies

# HF Series Balanced Port Thermo® Expansion Valves

## For Refrigeration Applications



The HF, an integral design valve, is small and compact, externally adjustable with a replaceable power assembly, internally or externally equalized. Refrigeration system manufacturers can now replace conventional TEVs with a new balanced port design TEV.

### Bulb Charge Selection Chart

| Evaporator Temperature | Refrigerant | | |
|---|---|---|---|
| | R-12 | R-22 | R-502 |
| Med Temp (-20 to + 50° F) | FC | HC | RC |
| Low Temp (-50 to + 10° F) | FZ | HZ | RZ |
| MOP Low Temp (-50 to 0° F) | FW15 | HW45 | RW45 |
| MOP Med Temp (0 to 40° F) | – | HW65 | RW65 |

### For use with R-22

| Connection | Equalizer | STD PKG | U/M | BERCOR NUMBER | DESCRIPTION | PC-1 1-9 | PC-2 10 |
|---|---|---|---|---|---|---|---|
| Flare | External | 1 | EA | 92450 | HFE 1/2 HC R-22 EXP VLV | | |
| Flare | Internal | 1 | EA | 92452 | HF 1/4 HC R-22 EXP VLV | | |
| Flare | Internal | 1 | EA | 92453 | HF 1 HC R-22 EXP VLV | | |
| Flare | External | 1 | EA | 92454 | HFE 1 HC R-22 EXP VLV | | |
| Flare | External | 1 | EA | 92462 | HFE 11/2 HC R-22 EXP VLV | | |
| Flare | External | 1 | EA | 92578 | HFE 11/2HW35 R22 EXP VLV | | |
| Flare | External | 1 | EA | 92500 | HFE 2 HC R-22 EXP VLV | | |
| Flare | External | 1 | EA | 92501 | HFE 3 HC R-22 EXP VLV | | |
| Flare | Internal | 1 | EA | 92503 | HF 1/2 HC R-22 EXP VLV | | |
| Flare | External | 1 | EA | 92506 | HFE 51/2 HC R-22 EXP VLV | | |
| Flare | External | 1 | EA | 92511 | HFE 21/2 HC R-22 EXP VLV | | |

### R-22 Expansion Valves with Removable Strainer—Best Selection for New Installations

| | | | | | | | |
|---|---|---|---|---|---|---|---|
| Sweat | External | 1 | EA | 92568 | HFESC 1/2 HC R22 EXP VLV | | |
| Sweat | External | 1 | EA | 92569 | HFESC 1 HC R22 EXP VLV | | |
| Sweat | External | 1 | EA | 92570 | HFESC 11/2HC R22 EXP VLV | | |
| Sweat | External | 1 | EA | 92571 | HFESC 2 HC R22 EXP VLV | | |

### R-22 Expansion Valves Suitable for Refrigeration or Air Conditioning

| | | | | | | | |
|---|---|---|---|---|---|---|---|
| Sweat | External | 1 | EA | 92494 | HFES 3 HC ANG EXP VLV | | |
| Sweat | External | 1 | EA | 92508 | HFES 5 1/2HC EXP VLV | | |
| Sweat | External | 1 | EA | 92562 | HFES8HCA R-22 EXP VLV | | |
| Sweat | External | 1 | EA | 92563 | HFES10HCA R-22 EXP VLV | | |
| Sweat | External | 1 | EA | 92565 | HFES20HCA R-22 EXP VLV | | |

EMERSON
Climate Technologies

# HFES Thermo Expansion Valves

## R-404A



### Specifications

- Maximum working pressure: 450 psig
- Operating Temperature: -40° to 50° F
- 5' capillary tube length (standard)

### Features

- Large, removable power element
- Balanced port construction compensates for changes in operating pressures due to varying ambients, gas defrost, heat reclaim, or widely varying evaporator loads
- Two body sizes provide capacities from 1/4 to 20 tons
- Bi-flow capability up to 5-1/2 tons R22 allows one valve to control the superheat in both cooling and heating modes for package unit heat pump applications
- Wrench flats on inlets and outlets (SAE only) for easy installation
- Stainless steel power element for maximum corrosion resistance

**Nomenclature Example: HFNESCB 2 HC 5 FT 3/8 x 1/2 ODF S/T**

| HF | N | E | S | C | B | 2 | H | C | 5 FT | 3/8 x 1/2 | | ODF | S/T |
|---|---|---|---|---|---|---|---|---|---|---|---|---|---|
| Valve Series | Superheat Adjustment | Equalizer | Correction Type | Removable Inlet Strainer (Optional) | Bleed Hole (Optional) | Capacity | Refrigerant Code | Charge Code | Capillary Tube Length | Inlet x Outlet Connection Sizes Inlet | Outlet | Connection Type | Configuration |
| | N=Non-adjustable Omit for Adjustable | E=External (Omit for Internal) | S=Solder (Omit for SAE Flare) | C=Inlet Strainer (ODF only) | Omit for no bleed hole | Nominal Rating in Tons See nominal capacity table | F=R-12 H=R-22 M=R-134a P=R-507 R=R-502 S=R-404A | C=medium temp CA=heat pump W(MOP)= press limiting Z=low temp | 5 FT (std) other lengths are available | 1/4 3/8 1/2 5/8 | 3/8 1/2 5/8 7/8 | SAE= Flare ODF=solder | S/T= straight thru ANG=90° angle |

### HFES SZ R-404A Thermo Expansion Valve, Low Temp.

| STD PKG | U/M | BERCOR NUMBER | DESCRIPTION | PC-1 1-9 | PC-2 10 |
|---|---|---|---|---|---|
| 1 | EA | 92620 | HFES 1/2 SZ 3/8 X 1/2 ODF ANG HF R404A EXPANSION VALVE | | |
| 1 | EA | 92621 | HFES 1 SZ 3/8 X 1/2 ODF S/T HF R404A EXPANSION VALVE | | |
| 1 | EA | 92622 | HFES 1-1/2 SZ 3/8 X 1/2 ODF S/T HF R404A EXPANSION VALVE | | |

### HFES SW45 R-404A Thermo Expansion Valve with MOP Charge

| | | | | | |
|---|---|---|---|---|---|
| 1 | EA | 92624 | HFES 1/2 SW45 3/8 X 1/2 ODF S/T HF R404A TXV W/45LB MOP | | |
| 1 | EA | 92625 | HFES 1 SW45 3/8 X 1/2 ODF S/T HF R404A TXV W/45LB MOP | | |
| 1 | EA | 92626 | HFES 1-1/2 SW45 3/8 X 1/2 ODF S/T HF R404A TXV W/45LB MOP | | |
| 1 | EA | 92623 | HFES 2 SZ 3/8 X 1/2 ODF S/T HF R404A EXPANSION VALVE | | |
| 1 | EA | 92627 | HFES 2 SW45 3/8 X 1/2 ODF S/T HF R404A TXV W/45LB MOP | | |

### HFESC SC R-404A Thermo Expansion Valve with Cleanable Strainer, Medium Temp.

| | | | | | |
|---|---|---|---|---|---|
| 1 | EA | 92628 | HFESC 1/2 SC 3/8 X 1/2 ODF HF R404A TXV | | |
| 1 | EA | 92629 | HFESC 1 SC 3/8 X 1/2 ODF HF R404A TXV | | |
| 1 | EA | 92630 | HFESC 1 1/2 SC 3/8 X 1/2 ODF HF R404A TXV | | |
| 1 | EA | 92631 | HFESC 2 SC 3/8 X 1/2 ODF HF R404A TXV | | |

EMERSON
Climate Technologies

# HFK Service and Assembly Kits



The HFK is a pre-packaged kit consisting of a mix of popular bodies and power elements with a complete selection of cages. These kits provide great flexibility allowing valves to be assembled as needed for each application. Custom kits can be assembled by stocking an empty kit case with desired components.

**HRK Service Box Includes:**

- Cage Kit
- Service Box
- Insertion Tool

**HFK TXV Assembly Kit Includes:**

- HFKESC 3/8 x 1/2
- HFK 3/8 x 1/2
- HFKE 3/8 x 1/2
- HFKS 3/8 x 1/2
- HFKES 3/8 x 1/2
- Cage Kit
- Service Box
- Insertion Tool
- X26300-HC-1
- X26300-SZ1
- X26300-SC1
- X26300SW45-1
- X26300FC-1

| STD PKG | U/M | BERCOR NUMBER | DESCRIPTION | PC-1 EACH |
|---|---|---|---|---|
| 1 | EA | 92752 | HFK TXV ASSEMBLY KIT PCN #066222 | |
| 1 | EA | 92753 | HFK SERVICE BOX W/ CAGE KIT AND INSERT TOOL | |

# HFK Balanced Port Thermo® Expansion Valve

EMERSON
Climate Technologies

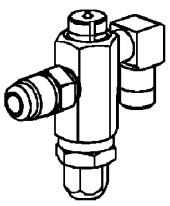

HFK

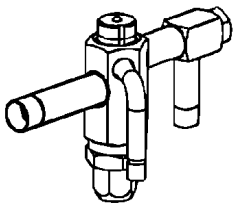

HFKESC

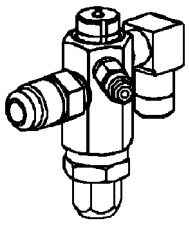

HFKE

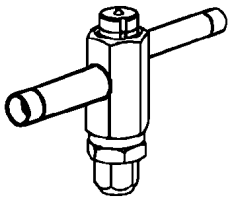

HFKS

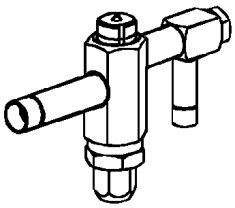

HFKSC

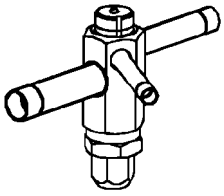

HFKES

The new HFK features interchangeable bodies, cages, and power elements providing maximum flexibility. All HFK valves use a balanced port cage design that compensates for changes in operating pressures due to varying ambients, gas defrost, heat reclaim, or widely varying evaporator loads.

### Features

- Bi-flow capability
- Stainless steel power element
- Adjustable superheat
- Solid copper connections

### Options

- ODF or SAE connections
- Straight-through or angle flow configurations
- Removable inlet strainer (ODF only)
- Internal or external equalizer

### Specifications

- Maximum working pressure: 450 psig
- Operating Temperature: -40° F to 50° F
- Use with R-22, R-134a, R404A, R-507, R-12, R-502

### HFK Assembly Procedure

1. Remove adjusting stem from body.
2. Lubricate o-rings on cage.
3. Place cage into insertion tool (using 1/4" nut driver) and insert into body. (Do not over tighten).
4. Screw adjusting stem into bottom of body and hand tighten plus one wrench flat. (300-360 inch lbs.; do not over tighten.)
5. Attach cage identification clip on power element cap tube.
6. Screw power element onto top of body and hand tighten plus one wrench flat. (300-360 inch lbs.; do not over tighten.)

**Body Selection Table (Also choose cage and power element; see following page.)**

| Bercor Number | Product Code Number | Description | Type | Connections (Inlet x Outlet) |
|---|---|---|---|---|
| 92743 | 064882 | KT-20298-2 | HFK | 3/8 x 1/2 SAE Ang Inlet |
| 92744 | 064884 | KT-20298-4 | HFKE | 3/8 x 1/2 SAE Ang Inlet |
| 92745 | 064885 | KT20298-5 | HFKSC | 3/8 x 1/2 ODF Ang Inlet w/Strainer |
| 92746 | 064886 | KT-20298-6 | HFKESC | 3/8 x 1/2 ODF Ang Inlet w/Strainer |
| 92747 | 064887 | KT-20298-7 | HFKS | 3/8 x 1/2 ODF S/T |
| 92748 | 064891 | KT-20298-11 | HFKES | 3/8 x 1/2 ODF S/T |
| 92754 | 064895 | KT-20298-13 | HFKES | 1/2 x 5/8 ODF S/T |

| STD PKG | U/M | BERCOR NUMBER | DESCRIPTION | PC-1 EACH |
|---|---|---|---|---|
| 1 | EA | 92743 | KT-20298-2 HFK 3/8X1/2 FL. ANGLE BODY | |
| 1 | EA | 92744 | KT-20298-4 HFKE 3/8X1/2 FL. ANGLE BODY | |
| 1 | EA | 92745 | KT-20298-5 HFKSC 3/8X1/2 OD FL ANG BODY W/STRAINER | |
| 1 | EA | 92746 | KT-20298-6 HFKESC 3/8X1/2 OD FL ANG BODY W/STRAINER | |
| 1 | EA | 92747 | KT-20298-7 HFKS 3/8X1/2 OD FL ST. BODY | |
| 1 | EA | 92748 | KT-20298-11 HFKES 3/8X1/2 OD FL ST BODY | |
| 1 | EA | 92754 | KT-20298-13 HFKES 1/2X5/8 ODF S/T BODY | |

EMERSON
Climate Technologies

# Cages for HFK Balanced Port Thermo Expansion Valves

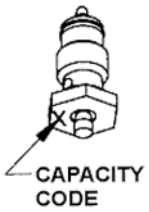


All HFK valves use a balanced port cage design that compensates for changes in operating pressures due to varying ambients, gas defrost, heat reclaim, or widely varying evaporator loads. The HFK is also available in pre-packaged kits consisting of a mix of popular bodies and power elements with a complete selection of cages.

**Cage Selection Table (First choose a valve body; see previous page.)**

| Product Code Number | Description* | Cage Code | Nominal Capacity (Tons) | | | | | | |
|---|---|---|---|---|---|---|---|---|---|
| | | | R-12 | R-22 | R-134a | R-404 | R-507 | R-502 | R-407C |
| 064868 | KT-20299-0 | 0 | 1/8 | 1/4 | 1/4 | 1/8 | 1/8 | 1/8 | 1/4 |
| 064869 | KT-20299-1 | 1 | 1/4 | 1/2 | 1/2 | 1/4 | 1/4 | 1/4 | 1/2 |
| 064870 | KT-20299-2 | 2 | 1/2 | 1 | 3/4 | 1/2 | 1/2 | 1/2 | 1 |
| 064871 | KT-20299-3 | 3 | 1 | 1-1/2 | 1 | 1 | 1 | 1 | 1-1/2 |
| 064872 | KT-20299-4 | 4 | 1-1/4 | 2 | 1-1/2 | 1-1/4 | 1-1/4 | 1-1/4 | 2 |
| 064873 | KT-20299-5 | 5 | 1-1/2 | 2-1/2 | 1-3/4 | 1-1/2 | 1-1/2 | 1-1/2 | 2-1/2 |
| 064874 | KT-20299-6 | 6 | 2 | 3 | 2-1/2 | 2 | 2 | 2 | 3 |
| 064875 | KT-20299-7 | 7 | 3-1/2 | 5-1/2 | 4 | 3-1/2 | 3-1/2 | 3-1/2 | 5-1/2 |

* Cage kit includes cage, insertion tool, and ID clips.

| STD PKG | U/M | BERCOR NUMBER | DESCRIPTION | PC-1 EACH |
|---|---|---|---|---|
| 1 | EA | 92732 | KT-20299-0 1/8 R12/404A,1/4 R22 CAGE | |
| 1 | EA | 92733 | KT-20299-1 1/4 R12/404A,1/2 R22 CAGE | |
| 1 | EA | 92734 | KT-20299-2 1/2 R12/404A, 1 R22 CAGE | |
| 1 | EA | 92735 | KT-20299-3 1 R12/404A, 1-1/2 R22 CAGE | |
| 1 | EA | 92736 | KT-20299-4 1-1/4 R12/404A, 2 R22 CAGE | |
| 1 | EA | 92737 | KT-20299-5 1-1/2 R12/404A,2-1/2 R22 CAGE | |
| 1 | EA | 92738 | KT-20299-6 2 R12/404A, 2-1/2 R22 CAGE | |
| 1 | EA | 92739 | KT-20299-7 3 1/2 R12/404A,5 1/2 R22 CAGE | |

EMERSON
Climate Technologies

# Power Assemblies for HFK Valves

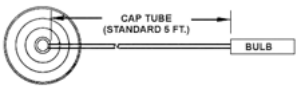


- Larger diameter power element for better performance.
- Stainless steel power element provides superior corrosion resistance that prevents field failures.

**Power Element Selection**

| Product Code Number | Description | Refrigerant Charge Code | Application |
|---|---|---|---|
| 058085 | X26300-SW45-1 | R-404/R-507/R-502 | Low Temp MOP |
| 053763 | X26300-FC-1 | R-12/R-134a | Medium Temp |
| 053764 | X26300-HC-1 | R-22/R-407C | A/C Med. Temp |
| 058083 | X26300-SC-1 | R-404/R-507/R-502 | Medium Temp |
| 058082 | X27300-SZ-1 | R-404/R-507/R-502 | Low Temp |

| STD PKG | U/M | BERCOR NUMBER | DESCRIPTION | PC-1 EACH |
|---|---|---|---|---|
| 1 | EA | 92742 | X26300-SW45-1 R404A LOW TEMP PRESS LMT POWER ASSEMBLY | |
| 1 | EA | 92533 | X26300-FC-1 TXV POWER HEAD ASSBLY | |
| 1 | EA | 92521 | X26300-HC-1 (KT 20013) POWER ASSY | |
| 1 | EA | 92740 | X26300-SC-1 R404A MED. TEMP. POWER ASSEMBLY | |
| 1 | EA | 92741 | X26300-SZ-1 R404A LOW TEMP. POWER ASSEMBLY | |

# T Series Take-a-Part Thermo Valves

## Less Body Flange



### Features

- Take-a-part construction for easy field service.
- Interchangeable, replaceable cages for TEV versatility (1/4 to 100 tons capacity).
- Balanced, double-port design for smooth, stable control capability at low load conditions (down to 15% of nominal valve capacity.)
- Externally adjustable superheat.
- Large capacity series for air conditioning, refrigeration, and chiller applications where stable and accurate control over wide load and evaporator temperature ranges is required.

### TCL Series with External Equalizer

| Replacement Cage Assembly | STD PKG | U/M | BERCOR NUMBER | DESCRIPTION | PC-1 1-9 | PC-2 10 |
|---|---|---|---|---|---|---|
| X22440B3B | 1 | EA | 92510 | TCLE2HC 2 TON R-22 VLV | | |
| X22440-B5B | 1 | EA | 92552 | TCLE5HC 5 TON R-22 VLV | | |
| X22440-B6B | 1 | EA | 92566 | TCLE71/2HC 71/2 TON R-22 VLV | | |
| X22440-B7B | 1 | EA | 92599 | TCLE 10 HC 10 TON R-22 VLV | | |

### TJRE & TER Series with External Equalizer

| | | | | | | |
|---|---|---|---|---|---|---|
| X11873-B5B | 1 | EA | 92619 | TJRE18HC 18 TON R-22 VLV | | |
| X9117-B6B | 1 | EA | 92635 | TER22HC 22 TON R-22 VLV | | |
| X9117-B7B | 1 | EA | 92636 | TER26HC 26 TON R-22 VLV | | |

# TCL(E) Old vs. New Nomenclature

New cage assemblies are interchangeable with the old versions. Minor changes have been made in the construction of cage assemblies. The new constructions have been identified by a new cage assembly part number and a new valve type number.

| Old Style | | | | New Style | | | |
|---|---|---|---|---|---|---|---|
| Valve Type | | | Cage Assembly | Valve Type | | | Cage Assembly |
| R-12 | R-22 | R-502 | Part Number | R-12 | R-22 | R-502 | Part Number |
| TCL(E)25F | TCL(E)50H | TCL(E)25R | XC709-B7* | TCL(E)1/4F | TCL(E)1/2H | TCL(E)1/4R | X22440-B1* |
| TCL(E)50F | TCL(E)100H | TCL(E)50R | XC709-B000* | TCL(E)1/2F | TCL(E)1H | TCL(E)1/2R | X22440-B2* |
| TCL(E)100F | TCL(E)200H | TCL(E)100R | XC709-B00* | TCL(E)1F | TCL(E)2H | TCL(E)1R | X22440-B3* |
| TCL(E)200F | TCL(E)300H | TCL(E)200R | XC709-B0* | TCL(E)2F | TCL(E)3H | TCL(E)2R | X22440-B4* |
| TCL(E)250F | TCL(E)400H | TCL(E)250R | XC709-B6* | TCL(E)3F | TCL(E)5H | TCL(E)3R | X22440-B5* |
| TCL(E)300F | TCL(E)500H | TCL(E)300R | XC709-B1* | TCL(E)3F | TCL(E)5H | TCL(E)3R | X22440-B5* |
| TCL(E)400F | TCL(E)700H | TCL(E)450R | XC709-B4* | TCL(E)4F | TCL(E)7-1/2H | TCL(E)4-1/2R | X22440-B6* |
| TCL(E)600F | TCL(E)900H | TCL(E)650R | XC709-B2* | TCL(E)6-1/2F | TCL(E)10H | TCL(E)7R | X22440-B7* |
| TCL(E)650F | TCL(E)1000H | TCL(E)700R | XC709-B3* | TCL(E)6-1/2F | TCL(E)10H | TCL(E)7R | X22440-B7* |
| TCL(E)750F | TCL(E)1200H | TCL(E)800R | XC709-B5* | TCL(E)7-1/2F | TCL(E)12H | TCL(E)8R | X22440-B8* |

NOTE: Delete letter E from valve type for internally equalized valve.

* Equalizer code letter A (internal) or B (external) is added to the basic numbers shown to make complete cage assembly part number.

EMERSON
Climate Technologies

# Power Assemblies

## For T Series Valves

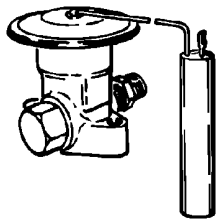

### Power Assembly Interchangeability Table (Gaskets Included)

| Valve Type | Power Assembly Number | Refrigerant Charge Code | Tubing Length Code (Ft.) | Equalizer Code |
|---|---|---|---|---|
| TCL<br>TCLE<br>TJLE<br>TJR | XB1019* | R-12 = F<br>R-22 = H<br>R134a = M<br>R404A = S<br>R-502 = R | 1=5 (Std.)<br>2=10<br>3=15<br>4=20 | A=Internal<br>B=1-1/4 SAE External<br>C=1/4 ODF External |
| TER<br>TIR<br>THR | XC726 | | 1=5<br>2=10 (Std.)<br>3=15<br>4=20 | B=1/4 SAE External |

| Cap Length (Ft.) | STD PKG | U/M | BERCOR NUMBER | DESCRIPTION | PC-1 EACH |
|---|---|---|---|---|---|
| 5 | 1 | EA | 92758 | XB-1019 HW100-1B R22 W/100 LB MOP POWER ASSEMBLY (T-SERIES) | |
| 5 | 1 | EA | 92762 | XB-1019 MC-1B R134A POWER ASSEMBLY (T-SERIES) | |
| 5 | 1 | EA | 92765 | XB-1019 MW551B R134A W/55MOP POWER ASSEMBLY (T-SERIES) | |
| 5 | 1 | EA | 92759 | XB1019HC1B POWER ASSY R-22 | |
| 5 | 1 | EA | 92771 | XC726HC2B POWER ASSY R-22 | |

NOTE: XB1033 Series replaced by XB1019 and matching adjustable cage assembly.

EMERSON
Climate Technologies

# Cage Assemblies

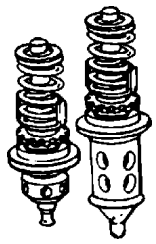

### Cage Assembly Interchangeability Table (Gaskets Included)

| Valve Type | Cage Assembly | | Nominal Capacity (Tons) | | | |
|---|---|---|---|---|---|---|
| | Old | New | R-12 | R-22 | R-502 | R-500 |
| TCL<br>TCLE | XC709B7* | X22440B1* | 1/4 | 1/2 | 1/4 | 1/4 |
| | XC709B000* | X22440B2* | 1/2 | 1 | 1/2 | 3/4 |
| | XC709B00* | X22440B3* | 1 | 2 | 1 | 1 |
| | XC709B0* | X22440B4* | 2 | 3 | 2 | 2-1/2 |
| | XC709B6* | X22440B5* | 3 | 5 | 3 | 4 |
| | XC709B4* | X22440B6* | 4 | 7-1/2 | 4-1/2 | 5 |
| | XC709B2* | X22440B7* | 6-1/2 | 10 | 7 | 7 |
| | XC709B3* | X22440B7* | 6-1/2 | 10 | 7 | 7 |
| TJLE | | XC724B4B | 8 | 14 | 9 | 10 |
| TJR | | X11873B4B | 8 | 14 | 9 | 10 |
| | | X11873B5B | 11 | 18 | 12 | 14 |
| TER | | X9117B6B | 13 | 22 | 14 | 15 |
| | | X9117B8B | 20 | 35 | 21 | 25 |
| | | X9117B9B | 25 | 45 | 27 | 30 |
| TIR | | X9166B10B | 35 | 55 | 37 | 40 |

* Add A for internal or B for external equalizer.

| STD PKG | U/M | BERCOR NUMBER | DESCRIPTION | PC-1 EACH |
|---|---|---|---|---|
| 1 | EA | 92711 | X22440-B4B CAGE ASSY | |
| 1 | EA | 92717 | X22440-B6B CAGE ASSY | |
| 1 | EA | 92718 | X22440-B7B CAGE ASSY | |

# Body Flanges

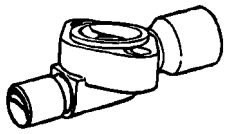

**Style 1 Forged Type, Straight-through, Solder**

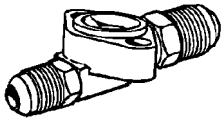

**Style 2 Straight-through, SAE**



**Style 3 Angle, SAE**

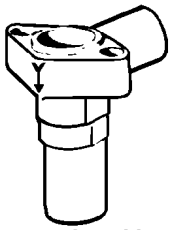

**Style 4 Angle, Solder Reverse Flow**

## Interchangeability Table–Flange Style and Connections Available

| Angle: SAE Style 1, ODF Style 2 | | | |
|---|---|---|---|
| **Valve Type** | **Connections** | | **Body Flange** |
| | **Inlet** | **Outlet** | **Part No.** |
| TCL, TCLE | 3/8 SAE | 1/2 SAE | C-500-4 |
| TLE | 5/8 ODF to 7/8 ODM | 7/8 ODF to 1-1/8 ODM | A576 |

| Straight-through: SAE Style 3, ODF Style 4 | | | |
|---|---|---|---|
| **Valve Type** | **Connections** | | **Body Flange** |
| | **Inlet** | **Outlet** | **Part No.** |
| TCL<br>TCLE<br>TL<br>TLE | 1/2 SAE | 5/8 SAE | X6669-2 |
| | 3/8 ODF | 5/8 ODF | 9761-3 |
| | 1/2 ODF | 5/8 ODF | 9761-4 |
| | 1/2 ODF | 7/8 ODF | 9761-2 |
| | 5/8 ODF | 7/8 ODF | X6346-17 |
| | 5/8 ODF | 1-1/8 ODF | X6346-18 |
| TJLE | 7/8 ODF | 1-1/8 ODF | X6347-6 |
| | 7/8 ODF | 1-3/8 ODF | X6347-7 |

NOTE: Unless listed above ODF outside dimension not controlled.

| Connection | Style | STD PKG | U/M | BERCOR NUMBER | DESCRIPTION | PC-1 EACH |
|---|---|---|---|---|---|---|
| 3/8 ODF x 5/8 ODF | 1 | 1 | EA | 92680 | 9761-3 3/8 X 5/8 SWEAT STR BODY FLANGE FOR TCLE VLV | |
| 1/2 ODF x 5/8 ODF | 1 | 1 | EA | 92682 | 9761-4 1/2 X 5/8 SWEAT STR BODY FLANGE FOR TCLE VALVE | |
| 5/8 ODF x 7/8 ODF | 1 | 1 | EA | 92683 | X6346-17 5/8 X 7/8 SWEAT STR BODY FLANGE FOR TCLE VALVE | |
| 3/8 SAE x 1/2 SAE | 3 | 1 | EA | 92694 | C-500-4 3/8 X 1/2 FLARE ANG BODY FLANGE FOR TCLE VALVE | |
| 5/8 ODF x 7/8 ODM | 4 | 1 | EA | 92697 | A-576 5/8 OR 7/8 X 7/8 OR 11/8 ANG BODY FLANGE FOR TCLE VALVE | |

# Gasket Kit

## For T Series Valves



| STD PKG | U/M | BERCOR NUMBER | DESCRIPTION | PC-1 EACH |
|---|---|---|---|---|
| 1 | EA | 92707 | X13455-1 GASKET SET FOR TCLE VALVES | |

EMERSON
Climate Technologies

# TRAE "Plus" Thermostatic Expansion Valve



The TRAE Plus thermostatic expansion valve is a large capacity series designed for refrigeration and air conditioning applications. This series features a replaceable stainless steel power element, a fully interchangeable cage assembly, and a square body.

## Features

- Removable power element and cage assembly for full service ability.
- Stainless steel power element for enhanced corrosion resistance.
- Double balanced port design improves valve operation and stability under low load conditions.
- Integral square body with straight through connections.
- Solid copper connections.
- External superheat adjustment.
- Large diaphragm provides superior stability.
- HCA charge designed especially for R-22 air conditioning applications.

| R-22/R-407C Capacity (Tons) | STD PKG | U/M | BERCOR NUMBER | DESCRIPTION | PC-1 1-9 | PC-2 10 |
|---|---|---|---|---|---|---|
| 10 | 1 | EA | 92645 | TRAE+ 10HC 5/8 X 7/8 ODF | | |
| 15 | 1 | EA | 92646 | TRAE+ 15HC 7/8 X 1-1/8 ODF | | |
| 20 | 1 | EA | 92647 | TRAE+ 20HCA 7/8 X 1-1/8 ODF | | |
| 30 | 1 | EA | 92648 | TRAE+ 30HC 7/8 X 1-1/8 ODF | | |
| 40 | 1 | EA | 92649 | TRAE+ 40HC 1-1/8 X 1-3/8 ODF | | |

# Emerson to Sporlan System Protector Cross Reference

EMERSON
Climate Technologies

| Sporlan | Emerson | PCN | Bercor |
|---|---|---|---|
| **Liquid Line Driers** | | | |
| NONE | ALF-032MF | 057193 | 94284 |
| C 032 | EK 032 | 060009 | 94220 |
| C 032 S | EK 032 S | 060012 | 94221 |
| C-032CAP-T | EK-032 SV CAP | 063208 | 94216 |
| C 052 | EK 052 | 047601 | 94222 |
| C 052 S | EK 052 S | 047602 | 94292 |
| C 053 | EK 053 | 047603 | 94223 |
| C 053 S | EK 053 S | 047604 | 94234 |
| C082 | EK 082 | 047605 | 94224 |
| C 082 S | EK 082 S | 047606 | 94293 |
| C 083 | EK 083 | 047607 | 94225 |
| C 083 S | EK 083 S | 047608 | 94226 |
| C 162 | EK 162 | 047611 | 94229 |
| C 162 S | EK 162 S | 047612 | 94294 |
| C 163 | EK 163 | 047613 | 94230 |
| C 163 S | EK 163 S | 047614 | 94231 |
| C 164 | EK 164 | 047615 | 94232 |
| C 164 S | EK 164 S | 047616 | 94233 |
| C 165 S | EK 165 S | 047618 | 94236 |
| C 303 S | EK 303 S | 048211 | 94239 |
| C 304 | EK 304 | 048212 | 94241 |
| C 304 S | EK 304 S | 048213 | 94237 |
| C 305 | EK 305 | 048214 | 94242 |
| C 305 S | EK 305 S | 048215 | 94244 |
| C 307 S | EK 307 S | 048217 | 94251 |
| C 414 | EK 414 | 048220 | 94264 |
| C 414 S | EK 414 S | 048221 | 94271 |
| C 415 | EK 415 | 048222 | 94274 |
| C 415 S | EK 415 S | 048223 | 94275 |
| C 417 S | EK 417 S | 048224 | 94276 |
| NONE | EK 757 S | 048228 | 94278 |
| NONE | EK 759 S | 048229 | 94279 |
| **Compact Suction Line Driers** | | | |
| C-145-S-TT-HH | CSFD 14S5VV | 062232 | N/A |
| C-146-S-TT-HH | CSFD 14S6VV | 062233 | N/A |
| C-147-S-TT-HH | CSFD 14S7VV | 062234 | N/A |
| C-149-S-TT-HH | CSFD 14S9W | 062235 | N/A |
| **Heat Pump Driers** | | | |
| HPC103 | BFK-083 | 043324 | N/A |
| HPC103S | BFK-083S | 043323 | 94207 |
| HPC104S | BFK-084S | 043327 | N/A |
| HPC163HH | BFK-163S | 043333 | 94210 |
| HPC164SHH | BFK-164S | 043337 | 94211 |
| **Oil Filters and Driers** | | | |
| NONE | AOFD 553 | 062829 | 94389 |
| OF303 | AOF303 | 064952 | 994390 |
| ROF 413 | AOF 023S | 062784 | N/A |
| **Manual Stem** | | | |
| ME6130 3/8 | 200RB-3T3M | 065620 | 93064 |
| ME6S 140 1/2 ODF | 200RB-3T4M | 065621 | N/A |
| B6S1 3/8 ODF | 200RB-4S3M | 047512 | N/A |
| ME6S140 1/2 ODF | 300RB-4T4M | 049187 | 93106 |
| ME9S240 1/2 ODF | 200RB-5T4M | 049188 | N/A |
| ME10S250 5/8 ODF | 200RB-6T5M | 047547 | 93071 |
| ME14S250 5/8 ODF | 240RA-8T5M | 040845 | 93073 |
| ME19S270 7/8 ODF | 240RA-9T7M | 043204 | 93075 |
| ME25S290 1-1/8 ODF | 240RA-12T9M | 045549 | 93079 |
| ME34S2110 1-3/8 ODF | 240RA-16T11M | 044788 | 93078 |
| ME42S2130 1-5/8 ODF | 240RA-20T13M | 046637 | N/A |
| ME42S2170 2-1/8 ODF | 240RA-20T17M | 046638 | N/A |

| Sporlan | Emerson | PCN | Bercor |
|---|---|---|---|
| **Moisture Indicators** | | | |
| SA 12 S | HMI 1 TT 2 | 065405 | 94379 |
| SA 13 FM | HMI 1 FM 3 | 065397 | 94343 |
| SA 13 S | HMI 1 TT 3 | 065406 | 94380 |
| SA 14 S | HMI 1 TT 4 | 065407 | 94381 |
| SA 15 S | HMI 1 TT 5 | 065408 | 94382 |
| SA 17 S | HMI 1 TT 7 | 065410 | 94383 |
| SA 19 S | HMI 1 TT 9 | 065411 | 94373 |
| **Suction Filters–Driers** | | | |
| C 165 S T HH | ASK 165 S VV HH | 056508 | N/A |
| C 166 S T HH | ASK 166 S VV HH | 056509 | N/A |
| C 167 S T HH | ASK 167 S VV HH | 056510 | N/A |
| C 306 S T HH | ASK 306 S VV HH | 056511 | N/A |
| C 307 S T HH | ASK 307 S VV HH | 056512 | N/A |
| | SFD-13S3-VV | 060245 | 94364 |
| | SFD-13S4-VV | 060246 | N/A |
| SFD and ASDs are used on the suction line to remove moisture and acid and provide filtration, they do not have the HH Core. These should be used when tight dimensions are needed and capacities are not met with the CSFD | SFD-13S5-VV | 060249 | 94360 |
| | SFD-13S6-VV | 060250 | 94361 |
| | SFD-13S7-VV | 060262 | 94362 |
| | SFD-27S7-VV | 060251 | N/A |
| | SFD-27S9-VV | 060252 | N/A |
| | SFD-54S11-VV | 060253 | N/A |
| | SFD-54S13-VV | 060254 | N/A |
| | ASD 35S5VV | 049171 | 94331 |
| | ASD 45S6VV | 049172 | 94332 |
| | ASD 45S7VV | 049173 | 94333 |
| | ASD 50S9VV | 049174 | 94334 |
| | ASD 75S11VV | 049175 | 94335 |
| | ASD 75S13VV | 049176 | 94336 |
| **Cores and Filters** | | | |
| RC 4864 | D-48 | 059541 | 94326 |
| RC 4864 | H-48 | 059542 | 94324 |
| RCW 48 | UK-48 | 061617 | 94322 |
| RC 4864 HH | W-48 HH | 061235 | 94327 |
| RC 10098 | H-100 | 089338 | 94325 |
| RC 10098 HH | W 100 HH | 043582 | 94323 |
| RPE 48 BD | F-48R | 047664 | 94307 |
| **Filter Cores and Cartridges** | | | |
| F25A | A2F | 049479 | 94314 |
| F35A | A3F | 049480 | 94315 |
| F45A | A4F | 049481 | 94316 |
| F55A | A5F | 049482 | 94317 |
| DF25A | A2FD | 049483 | 94318 |
| DF35A | A3FD | 049484 | 94319 |
| DF45A | A4FD | 049485 | 94320 |
| DF55A | A5FD | 049486 | 94317 |
| **Shells for 48 CU Driers** | | | |
| C 48 5 T | STAS-485-T | 053001 | 94402 |
| C 48 7 T | STAS-487-T | 053003 | 94403 |
| C 48 9 T | STAS-489-T | 053005 | 94404 |
| C 48 11 T | STAS-4811-T | 053007 | 94415 |
| C 96 7 T | STAS-967-T | 053010 | 94405 |
| C 96 9 T | STAS-969-T | 053012 | 94406 |
| C 96 13 T | STAS-9613-T | 053017 | 94322 |

***Continued from the Previous Page***

| Sporlan | Emerson | PCN | Bercor |
|---|---|---|---|
| **Solenoid Valves** | | | |
| E3S120 1/4 ODF | 100RB-2S2 | 047503 | 93056 |
| E3S130 3/8 ODF | 100RB-2S3 | 047504 | 93058 |
| E5S130 3/8 ODF | 200RB-2T2 | 053105 | N/A |
| E5S130 3/8 ODF | 200RB-2T3 | 053106 | 93053 |
| E6S130 | 200RB-3T3 | 049609 | 93054 |
| B6F1 3/8 SAE | 200RB-3F3 | 052726 | N/A |
| E6S140 1/2 ODF | 200RB-3T4 | 049692 | N/A |
| E9S240 1/2 ODF | 200RB-5T4 | 057206 | N/A |
| E9S240 1/2 ODF | 200RB-5S4T | 047526 | N/A |
| E10S250 5/8 ODF | 200RB-6T5 | 056766 | N/A |
| E14S250 5/8 ODF | 200RB-7T5 | 064063 | N/A |
| **Solenoid Coils** | | | |
| AMG-24V | | 057341 | 93099 |
| AMG-120V | | 057331 | 93097 |
| AMG-208/240V | | 057342 | 93098 |
| AMG-120/240V | | 057343 | 93096 |
| **Solenoid Repair Kits** | | | |
| Repair Kit 100RB | KS30112 | 049191 | 92959 |
| Repair Kit 200RB | KS30115 | 049194 | 92960 |
| Repair Kit 240RA8 | KS30321 | 060626 | 92961 |
| Repair Kit 240RA9 | KS30322 | 060627 | 92975 |
| Repair Kit 240RA12 | KS30323 | 060628 | 92962 |
| Gasket Kit Universal | KG10028 | 054356 | 93134 |

| Sporlan | Emerson | PCN | Bercor |
|---|---|---|---|
| **Head Pressure Controls** | | | |
| | HP 8 T 7-110 | 046207 | N/A |
| LAC-4-180 | HPC 5 T 4-180 | 064183 | 92951 |
| OROA-5-180/LAC-5-180 | HP 8 T 5-185 | 032407 | 92940 |
| OROA-5-180/LAC-5-180 | HP 8 T 5-175 | 034246 | N/A |
| OROA-5-180/LAC-5-180 | HP 8 T 7-185 | 046206 | 92941 |
| LAC-10-180 | HP 14 T 9-175 | 029805 | 92946 |
| LAC-10-180 | HP 14 T 11-175 | 024601 | 92947 |
| **Ice Machine Dump Valve** | | | |
| 207CBEBS 120/50-60(1-3) STD | | 062403 | 92934 |
| **Oil Control–Scroll** | | | |
| OMB-JB1 ASC 2 24/50-60 STD | | 065365 | 92650 |
| OMB-MO1 ASC 2 24/50-60 STD | | 065366 | 92651 |
| **Accumulator** | | | |
| 3 X 12 5/8 ODF | A-AS3 12 5 | 060812 | N/A |
| 4 X 10 5/8 ODF | A-AS4 10 5 | 060966 | N/A |
| 4 X 10 3/4 ODF | A-AS4 10 6 | 060820 | N/A |
| 5 X 9 3/4 ODF | A-AS5 9 6 | 060824 | N/A |
| 5 X 9 7/8 ODF | A-AS5 9 7 | 060818 | 94441 |
| 5 X 13 7/8 ODF | A-AS5 13 7 | 060814 | 94442 |
| 5 X 13 1-1/8 ODF | A-AS5 13 9 | 060815 | N/A |
| 6 X 14 1-3/8 ODF | A-AS6 14 11 | 060827 | 94444 |
| 6 X 13 1-1/8 ODF | A-AS6 13 9 | 060968 | 94443 |
| 6 X 25 1-5/8 ODF | A-AS6 25 13 | 060970 | 94445 |

# Solenoid Valve Cross Reference

EMERSON
Climate Technologies

| Emerson (Alco) | | | Sporlan | | | Jackes-Evans | | |
|---|---|---|---|---|---|---|---|---|
| **Model** | **Connection** | **Tons** | **Model** | **Connection** | **Tons** | **Model** | **Connection** | **Tons** |
| 100 RB 2S2 | 1/4 ODF | .80 | A3S1, E3S120 | 1/4 ODF | 1.0 | RB1E2 | 1/4 ODF | .80 |
| 100 RB 2S3 | 3/8 ODF | .80 | A3S1, E3S120 | 3/8 ODF | 1.0 | | | |
| 100 RB 2S4 | 1/2 ODF | .80 | | | | | | |
| 100 RB 2F2 | 1/4 SAE | .80 | | | | RB1F2 | 1/4 SAE | .80 |
| 100 RB 2F3 | 3/8 SAE | .80 | A3F1 | 1/4 SAE | 1.0 | | | |
| 100 RB 2P2 | 1/4 NPTF | .80 | | | | RB1P2 | 1/4 NPTF | .80 |
| | | | A3P1 | 3/8 NPTF | 1.0 | RB1P3 | 3/8 NPTF | .80 |
| 200 RB 2T2 | 1/4 ODF | 2.0 | E5S120 | 1/4 ODF | 1.8 | | | |
| 200 RB 2T3 | 3/8 ODF | 2.0 | E5S130 | 3/8 ODF | 1.8 | | | |
| 200 RB 2F2 | 1/4 SAE | 2.0 | | | | | | |
| 200 RB 3T2 | 1/4 ODF | 3.0 | | | | | | |
| 200 RB 3T3 | 3/8 ODF | 3.0 | B6S1,E6S130 | 3/8 ODF | 3.1 | RB3E3 | 3/8 ODF | 3.0 |
| 200 RB 3T4 | 1/2 ODF | 3.0 | B6S1, E6S140 | 1/2 ODF | 3.1 | RB3E4 | 1/2 ODF | 3.0 |
| 200 RB 3F2 | 1/4 SAE | 3.0 | | | | RB3F2 | 1/4 SAE | 3.0 |
| 200 RB 3F3 | 3/8 SAE | 3.0 | B6F1 | 3/8 SAE | 3.1 | RB3F3 | 3/8 SAE | 3.0 |
| 200 RB 3F4 | 1/2 SAE | 3.0 | | | | | | |
| | | | | | | RB3P2 | 1/4 NPTF | 3.0 |
| | | | B6P1 | 3/8 NPTF | 3.1 | RB3P3 | 3/8 NPTF | 3.0 |
| 200 RB 4P2 | 1/4 NPTF | 3.6 | | | | | | |
| 200 RB 4P3 | 3/8 NPTF | 3.6 | | | | | | |
| 200 RB 4S3 | 3/8 ODF-1/2 ODM | 3.6 | | | | | | |
| 200 RB 4S4 | 1/2 ODF-5/8 ODM | 3.6 | | | | | | |
| 200 RB 4F3 | 3/8 SAE | 3.6 | | | | | | |
| 200 RB 5P3 | 3/8 NPTF | 5.3 | B9P2 | 3/8NPTF | 5.1 | | | |
| 200 RB 5S4 | 1/2 ODF-5/8 ODM | 5.3 | B9S2, E9S240 | 1/2 ODF | 5.1 | | | |
| 200 RB 5S5 | 5/8 ODF | 5.3 | | | | | | |
| 200 RB 5F4 | 1/2 SAE | 5.3 | | | | | | |
| 200 RB 5F5 | 5/8 SAE | 5.3 | | | | | | |
| | | | E9S230 | 3/8 ODF | 5.1 | | | |
| | | | B9F2 | 3/8 SAE | 5.1 | | | |
| 200 RB 6P3 | 3/8 NPTF | 6.4 | | | | | | |
| 200 RB 6S4 | 1/2 ODF-5/8 ODM | 6.4 | E10S240 | 1/2 ODF | 7.0 | RB6E4 | 1/2 ODF | 6.0 |
| 200 RB 6S5 | 5/8 ODF | 6.4 | B10S2, E10S250 | 5/8 ODF | 7.0 | RB6E5 | 5/8 ODF | 6.0 |
| 200 RB 6F4 | 1/2 SAE | 6.4 | B10F2 | 1/2 SAE | 7.0 | RB6F4 | 1/2 SAE | 6.0 |
| 200 RB 6F5 | 5/8 SAE | 6.4 | | | | | | |
| 240 RA 8T5 | 5/8 ODF | 10.0 | B14S2, E14S250 | 5/8 ODF | 9.9 | RB9E5 | 5/8 ODF | 9.0 |
| 8T7 | 7/8 ODF | 10.0 | | | | | | |
| | | | B14P2 | 1/2 NPTF | 9.9 | RB9P4 | 1/2 NPTF | 9.0 |
| | | | | | | RB9P3 | 3/8 NPTF | 9.0 |
| | | | | | | RB9E4 | 1/2 ODF | 9.0 |
| | | | | | | RB9F5 | 5/8 SAE | 9.0 |
| 240 RA 9T5 | 5/8 ODF | 15.0 | B19S2, E19S250 | 5/8 ODF | 15.2 | RB15E15 | 5/8 ODF | 15.0 |
| 240 RA 9T7 | 7/8 ODF | 19.7 | B19S2, E19S270 | 7/8 ODF | 15.2 | | | |
| 9T9 | 1 1/8 ODF | 19.7 | | | | | | |
| | | | B19P2 | 3/8 NPTF | 15.2 | | | |
| 905-13* | 7/8 ODF | 19.4 | | | | RB15P4 | 1/2 NPTF | 15.0 |
| 905H-13* | 1 1/8 ODF | 19.4 | | | | | | |
| 240 RA 12T7 | 7/8 ODF | 22.6 | B25S2, E25S270 | 7/8 ODF | 25.9 | RB21E7 | 7/8 ODF | 21.0 |
| 240 RA 12T9 | 1 1/8 ODF | 22.6 | B25S2, E25S290 | 1 1/8 ODF | 25.9 | | | |
| | | | | | | RB21P6 | 3/4 NPTF | 21.0 |
| | | | B25P2 | 1NPTF | 25.9 | | | |
| 240 RA 16T9 | 1 1/8 ODF | 37.5 | B33S2, E33S290 | 1 1/8 ODF | 36.0 | | | |
| 240 RA 16T11 | 1 3/8 ODF6 | 37.5 | B33S2, E33S2110 | 1 3/8 ODF | 36.0 | RB41E9 | 1 3/8 ODF | 41.0 |
| 905-14* | 1 1/8 ODF | 36.3 | B33S2 | 1 5/8 ODF | 36.0 | | | |
| 905H-14* | 1 3/8 ODF | 36.3 | | | | RB41P8 | 1NPTF | 41.0 |
| 240 RA 20T11 | 1 3/8 ODF | 36.3 | | | | | | |
| 240 RA 20T13 | 1 5/8 ODF | 59.1 | MA42S3 | 1 5/8 ODF | 68.0 | | | |
| 240 RA 20T17 | 2 1/8 ODF | 59.1 | MA42S3 | 2 1/8 ODF | 68.0 | | | |
| 905-15* | 1 3/8 ODF | 54.6 | MA42P3 | 1 1/2 NPTF | 68.0 | | | |
| 905H-15* | 1 5/8 ODF | 54.6 | | | | | | |

**NOTE:** Nominal Capacity R-12 @ 2 PSI liquid pressure drop.

* For special applications.

EMERSON
Climate Technologies

# Solenoid Valve Cross Reference

## Refrigeration Service

| Old Valve Number | Replacement Coil Number[1] | Old Valve Number | Replacement Coil Number[1] | Old Valve Number | Replacement Coil Number[1] | Current Valve Number | Current Coil Number[1] |
|---|---|---|---|---|---|---|---|
| S101-5 | X22164 | 100R2S2 | BGG | 100RA2S2 | AMG | 100RB2S2 | AMG |
| S101-9 | X22164 | 100R2S2 | BGG | 100RA2S2 | AMG | 100RB2S2 | AMG |
| S101-7 | X22164 | 100R2S2 | BGG | 100RA2S2 | AMG | 100RB2S2 | AMG |
| S101-4 | X22164 | 100R2S3 | BGG | 100RA2S3 | AMG | 100RB2S3 | AMG |
| S120-1 | X22164 | 100R2S4 | BGG | 100RA2S4 | AMG | 100RB2S4 | AMG |
| S101 | X22164 | 100R2F2 | BGG | 100RA2F2 | AMG | 100RB2F2 | AMG |
| S101-2 | X22164 | 100R2F2 | BGG | 100RA2F2 | AMG | 100RB2F2 | AMG |
| S101-8 | X22164 | 100R2F3 | BGG | 100RA2F3 | AMG | 100RB2F3 | AMG |
| S101-3 | X22164 | 100R2P2 | BGG | 100RA2P2 | AMG | 100RB2P2 | AMG |
| S101-6 | X22164 | 100R2P3 | BGG | None | AMG | None | AMG |
| S155 | X22164 | 200R4S3 | BGG | 200RA4S3 | AMG | 200RB4T3 | AMG |
| S155M | X22164 | 200R4S3M | BGG | 200RA4S3M | AMG | 200RB4T3M | AMG |
| S120 | X22164 | 200R4S4 | BGG | 200RA4S4 | AMG | 200RB4T4 | AMG |
| S120C | X22164 | 200R4S4 | BGG | 200RA4S4 | AMG | 200RB4T4 | AMG |
| S120M | X22164 | 200R4S4M | BGG | 200RA4S4M | AMG | 200RB4T4M | AMG |
| S120T | X22164 | 200R4S4M | BGG | 200RA4S4M | AMG | 200RB4T4M | AMG |
| S115F | X22164 | 200R4F3 | BGG | 200RA4F3 | AMG | 200RB4F3 | AMG |
| None | X22164 | 200R4P2 | BGG | 200RA4P2 | AMG | 200RB4P2 | AMG |
| S115 | X22164 | 200R4P3 | BGG | 200RA4P3 | AMG | 200RB4P3 | AMG |
| S115-1 | X22164 | 200R4P3 | BGG | 200RA4P3 | AMG | 200RB4P3 | AMG |
| S115C | X22164 | 200R4P3 | BGG | 200RA4P3 | AMG | 200RB4P3 | AMG |
| S115M | X22164 | 200R4P3M | BGG | 200RA4P3M | AMG | 200RB4P3M | AMG |
| S115M-1 | X22164 | 200R4P3M | BGG | 200RA4P3M | AMG | 200RB4P3M | AMG |
| S155-1 | X22164 | 228R3S3 | ABG | 228RB3S3 | AMG | 200RB3T3 | AMG |
| S34-1 3/8" ODF | X22164 | 200R4S3 | BGG | 200RA4S3 | AMG | 200RB4T3 | AMG |
| 34 3/8" ODF | X22164 | 200R4S3M | BGG | 200RA4S3M | AMG | 200RB4T3M | AMG |
| S34-1 1/2" ODF | X22164 | 200R4S4 | BGG | 200RA4S4 | AMG | 200RB4T4 | AMG |
| S34 1/2" ODF | X22164 | 200R4S4M | BGG | 200RA4S4M | AMG | 200RB4T4M | AMG |
| S34-1 3/8" FPT | X22164 | 200R4P3 | BGG | 200RA4P3 | AMG | 200RB4P3 | AMG |
| S34 3/8" FPT | X22164 | 200R4P3M | BGG | 200RA4P3M | AMG | 200RB4P3M | AMG |
| None | X22164 | 200R5S4 | BGG | 200RA5S4 | AMG | 200RB5T3 | AMG |
| S34-1 5/8" ODF | X22164 | 200R5S5 | BGG | 200RA5S5 | AMG | 200RB5T5 | AMG |
| S34 5/8" SAE | X22164 | 200R5S5M | BGG | 200RA5S5M | AMG | 200RB5T5M | AMG |
| S34-1 1/2" SAE | X22164 | 200R5F4 | BGG | 200RA5F4 | AMG | 200RB5F4 | AMG |
| S34 1/2" SAE | X22164 | 200R5F4M | BGG | 200RA5F4M | AMG | 200RB5F4M | AMG |
| None | X22164 | 200R5F5 | BGG | 200RA5F5 | AMG | 200RB5F5 | AMG |
| None | X22164 | 200R5P3 | BGG | 200RA5P3 | AMG | 200RB5P3 | AMG |
| S36-1 1/2" ODF | X22164 | 200R6S4 | BGG | 200RA6S4 | AMG | 200RB6T4 | AMG |
| S37-1 5/8" ODF | X22164 | 200R6S5 | BGG | 200RA6S5 | AMG | 200RB6T5 | AMG |
| S37 5/8" ODF | X22164 | 200R6S5M | BGG | 200RA6S5M | AMG | 200RB6T5M | AMG |
| S37F-1 1/2" SAE | X22164 | 200R6F4 | BGG | 200RA6F4 | AMG | 200RB6F4 | AMG |
| S37F 1/2" SAE | X22164 | 200R6F4M | BGG | 200RA6F4M | AMG | 200RB6F4M | AMG |
| S37F-1 5/8" SAE | X22164 | 200R6F5 | BGG | 200RA6F5 | AMG | 200RB6F5 | AMG |
| S37F 5/8" SAE | X22164 | 200R6F5M | BGG | 200RA6F4M | AMG | 200RB6F5M | AMG |
| S36-1 3/8" FPT | X22164 | 200R6P3 | BGG | 200RA6P3 | AMG | 200RB6P3 | AMG |
| S221 | X22164 | 200R6S5M | BGG | 200RA6S5M | AMG | 200RB6T5M | AMG |
| S225 | X22164 | 200R6S5M | BGG | 200RA6S5M | AMG | 200RB6T5M | AMG |
| S225H | X22164 | 200R6S5M | BGG | 200RA6S5M | AMG | 200RB6T5M | AMG |
| S225-1 | X22164 | 200R6S5 | BGG | 200RA6S5 | AMG | 200RB6T5 | AMG |
| S804-4 | X22164 | 200R6S5 | BGG | 200RA6S4 | AMG | 200RB6T4 | AMG |
| S804-3 | X22164 | 200R6S4 | BGG | 200RA6S4 | AMG | 200RB6T4 | AMG |
| S804-5 | X22164 | 200R6P3 | BGG | 200RA6P3 | AMG | 200RB6P3 | AMG |
| S896 | X22164 | 230R9S74 | BGG | 230R9S74 | AMG | 240RA9T7 | AMG |
| S310-1 | X22164 | 230R9S74 | BGG | 230R9S74 | AMG | 240RA9T7 | AMG |
| None | None | 230R8S54 | BGG | 230RA8S54 | AMG | 240RA8T5 | AMG |
| None | None | 230R9S54 | BGG | 230RA9S54 | AMG | 240RA8T5 | AMG |
| M635-1 | X22606 | 230R9S74 | BGG | 230RA9S74 | AMG | 240RA9T7 | AMG |
| M635H-1 | X22606 | 230R9S74 | BGG | 230RA9S74 | AMG | 240RA9T7 | AMG |
| M635 | X22606 | 230R9S7M4 | BGG | 230RA9S7M4 | AMG | 240RA9T7M | AMG |

[1] Specify the voltage/frequency rating.

***Continued on the Following Page***

***Continued from the Previous Page***

| Old Valve Number | Replacement Coil Number[1] | Old Valve Number | Replacement Coil Number[1] | Old Valve Number | Replacement Coil Number[1] | Current Valve Number | Current Coil Number[1] |
|---|---|---|---|---|---|---|---|
| M635H | X22606 | 230R9S7M4 | BGG | 230RA9S7M4 | AMG | 240RA9T7M | AMG |
| M344-1 | X22606 | 230R12S74 | BGG | 230RA12S74 | AMG | 240RA12T7 | AMG |
| M344H-1 | X22606 | 230R12S74 | BGG | 230RA12S74 | AMG | 240RA12T7 | AMG |
| M355-1 | X22606 | 230R12S74 | BGG | 230RA12S74 | AMG | 240RA12T7 | AMG |
| M355H-1 | X22606 | 230R12S74 | BGG | 230RA12S74 | AMG | 240RA12T7 | AMG |
| M355H | X22606 | 230R12S7M4 | BGG | 230RA12S7M4 | AMG | 240RA12T7M | AMG |
| M355 | X22606 | 230R12S7M4 | BGG | 230RA12S7M4 | AMG | 240RA12T7M | AMG |
| M344 | X22606 | 230R12S7M4 | BGG | 230RA12S7M4 | AMG | 240RA12T7M | AMG |
| M344H | X22606 | 230R12S7M4 | BGG | 230RA12S7M4 | AMG | 240RA12T7M | AMG |
| R345-1 | X22200 | 230R16S94 | BGG | 230RA16S94 | AMG | 240RA16T9 | AMG |
| R345H-1 | X22200 | 230R16S94 | BGG | 230RA16S94 | AMG | 240RA16T9 | AMG |
| R355-1 | X22200 | 230R16S94 | BGG | 230RA16S94 | AMG | 240RA16T9 | AMG |
| R355H-1 | X22200 | 230R16S94 | BGG | 230RA16S94 | AMG | 240RA16T9 | AMG |
| R345 | X22200 | 230R16S9M4 | BGG | 230RA16S9M4 | AMG | 240RA16T9M | AMG |
| R345H | X22200 | 230R16S9M4 | BGG | 230RA16S9M4 | AMG | 240RA16T9M | AMG |
| R355 | X22200 | 230R16S9M4 | BGG | 230RA16S9M4 | AMG | 240RA16T9M | AMG |
| R345H | X22200 | 230R16S9M4 | BGG | 230RA16S9M4 | AMG | 240RA16T9M | AMG |
| R11 1-1/8" ODF[2] | X22200 | 230R16S9M4 | BGG | 230RA16S9M4 | AMG | 240RA16T9M | AMG |
| R1H 1-1/8" ODF[2] | X22200 | 230R16S9M4 | BGG | 230RA16S9M4 | AMG | 240RA16T9M | AMG |
| R12 | X22200 | 905-144 | XA1550/BGG | 905-144 | AMG | 905-14 | AMG |
| R612 | X22200 | 230R20S11M4 | BGG | 230RA20S114 | AMG | 240RA20T11M | AMG |
| R6H2 | X22200 | 230R20S11M4 | BGG | 230RA20S11M4 | AMG | 240RA20T11M | AMG |
| R61-12 | X22200 | 230R20S11T4 | BGG | 230RA20S11T4 | AMG | 240RA20T11M | AMG |
| R6H-1 | X22200 | 230R20S11T4 | BGG | 230RA20S11T4 | AMG | 240RA20T11T | AMG |
| R62 | X22200 | 905-154 | XA1550/BGG | 905-154 | AMG | 905-15 | AMG |
| R62-1 | X22200 | 905-154 | XA1550/BGG | 905-154 | AMG | 905-15 | AMG |
| R21 | X22200 | 905H-163 | XA1550/BGG | 905H-163 | AMG | 905H-16 | AMG |
| R21-1 | X22200 | 905H-163 | XA1550/BGG | 905H-163 | AMG | 905H-16 | AMG |
| R2H | X22200 | 905H-164 | XA1550/BGG | 905H-164 | AMG | 905H-16 | AMG |
| R2H-1 | X22200 | 905-164 | XA1550/BGG | 905-164 | AMG | 905-16 | AMG |
| | | 230R20S13T4 | BGG | 230RA20S13T4 | AMG | 230RA20S13T | AMG |
| | | 230R20S17M4 | BGG | 230RA20S17M4 | AMG | 230RA20S17M | AMG |
| DS2360-1 | XA1550 | 100R2P3 | BGG | 200RA4P3 | AMG | 200RB4PS | AMG |
| DS2228 | XA1714 | 228R3S3 | ABG | 228RB3S3 | AMG | 200RB3T3 | AMG |
| S608-1 | XA1550 | 702RA01 | AMG | 702RA001 | AMG | 702RA001 | AMG |
| 9010-1R | AAG | 100R2S2 | BGG | 100RA2S2 | AMG | 100RB2S2 | AMG |
| 9010-2R | AAG | 100R2S3 | BGG | 100RA2S3 | AMG | 100RB2S3 | AMG |

[1] Specify the voltage/frequency rating.

[2] Replacement valves do not have flange connections. For flanged connections, see the 905 series valves.

EMERSON
Climate Technologies

# 100RB and 200RD Refrigeration Solenoid Valves



100RB



200RD

- Two-way, normally closed valves.
- Valve operates in any position, can be conveniently located in horizontal or vertical lines.
- Extended ends (standard) for easy installation.
- One coil fits all valve sizes.
- Space saving integral junction box and coil housing saves cost of handy box connections.
- Snap-on coil retainer, easy to install and remove. Coil assembly is replaceable without shut-down of line pressure.
- Long-life molded coils with class F insulations provide water, shock, and vibration protection in coil winding.
- UL listed file number MP604 CSA Certified file number LR44912.

| Valve Number | Port Size | Refrigerant Liquid Service Nominal Capacities (Tons) | | | | M.O.P.D. (PSI) | Max. Fluid Temp. | Max. Working Pressure (PSI) |
|---|---|---|---|---|---|---|---|---|
| | | R-134a | R-22 | R-404A/R-507 | R-410A | | | |
| 100RB Series | 7/64 | .96 | 1.27 | .85 | — | 300 | 285° | 500 |
| 200RD-2 | 1/8 | 2.4 | 3.1 | 2.1 | 3.2 | 2 | 250° | 680 |
| 200RD-3 | 3/16 | 3.6 | 4.8 | 3.2 | 4.5 | 2 | 250° | 680 |
| 200RD-4 | 1/4 | 4.3 | 5.6 | 3.7 | 7.3 | 2 | 250° | 680 |
| 200RD-5 | 5/16 | 6.4 | 8.2 | 5.4 | 7.7 | 2 | 250° | 680 |
| 200RD-6 | 3/8 | 7.7 | 10.0 | 6.5 | 8.8 | 2 | 250° | 680 |

## 100RB Direct-Acting Valves

| Connection | STD PKG | U/M | BERCOR NUMBER | DESCRIPTION | PC-1 L/CTN | PC-2 F/CTN |
|---|---|---|---|---|---|---|
| 1/4 ODF | 1 | EA | 93056 | 100RB-2S2 1/4 IN SOLENOID VALVE | | |
| 3/8 SAE | 6 | EA | 93057 | 100RB-2F3 SOL VLV L/COIL | | |
| 3/8 ODF (1/2 ODM) | 6 | EA | 93058 | 100RB-2S3 SOL VLV L/COIL | | |
| 1/4 SAE | 6 | EA | 93060 | 100RB-2F2 SOL VLV L/COIL | | |

## 200RD Mounting Stud Valve

| Connection | STD PKG | U/M | BERCOR NUMBER | DESCRIPTION | PC-1 L/CTN | PC-2 F/CTN |
|---|---|---|---|---|---|---|
| 3/8 ODF | 6 | EA | 93040 | 200RD-2T3T R-410A UNIVERSAL SOL VLV L/COIL | | |
| 3/8 ODF | 6 | EA | 93041 | 200RD-3T3T R-410A UNIVERSAL SOL VLV L/COIL | | |
| 3/8 ODF | 6 | EA | 93042 | 200RD-4T3T R-410A UNIVERSAL SOL VLV L/COIL | | |
| 1/2 ODF | 6 | EA | 93043 | 200RD-4T4T R-410A UNIVERSAL SOL VLV L/COIL | | |
| 5/8 ODF | 6 | EA | 93044 | 200RD-5T5T R-410A UNIVERSAL SOL VLV L/COIL | | |
| 5/8 ODF | 6 | EA | 93045 | 200RD-6T5T R-410A UNIVERSAL SOL VLV L/COIL | | |

## Accessories

| STD PKG | U/M | BERCOR NUMBER | DESCRIPTION | PC-1 EACH |
|---|---|---|---|---|
| 1 | EA | 92960 | KS30386 REPAIR KIT FOR 200RD | |
| 1 | EA | 92976 | KS30387 BIFLOW KIT FOR 200RD | |

EMERSON
Climate Technologies

# 240RA Series Solenoid Valves



This series of Alco valves are 2-way, normally closed diaphragm valves especially suited for liquid and suction, service. Their basic function is the same as manually operated shut-off valves, but being solenoid actuated, they can be positioned in remote locations, and conveniently controlled by suitable electrical devices.

## Features

- Extended ends for easy installation (standard).
- The 240 Series extended tubes are 100% copper.
- Can be brazed into the line without disassembly
- and the resultant extra cost in time.
- Max Working Pressure: 500 PSI
- M.O.P.D. : 300 PSI

## Specifications

- Less than 1 psi differential required for operation.
- U.L. Listed: File No. MP604 CSA LR44912.
- Control Voltages: AC24, 120, 208-240, 480 (50/60 hertz.), DC 6, 12, 24.
- 240 valves operate in any position.
- Only 2 moving parts: Plunger and Diaphram.
- Heavy wall, drawn, stainless steel enclosing tube.
- Reinforced teflon diaphragm with woven fiberglass.
- Available with standard mounting bracket adapter or with optional manual stem.
- Can be field-converted to a manual system.

**NOTE**: 200RD solenoid valve must be used for R-410A applications.

| Valve Number | Port Size | Refrigerant Liquid Service Nominal Capacities (Tons) | | | | | Connection Size | Max. Fluid Temp. |
|---|---|---|---|---|---|---|---|---|
| | | R-12 | R-134a | R-22 | R-407C | R-404A/R-507 | | |
| 240RA 8T5 | 1/2 | 12.2 | 14.8 | 15.6 | 8.4 | 14.8 | 5/8 ODF | 250° |
| 240RA 9T7 | 9/16 | 24 | 28.9 | 30.5 | 21 | 29 | 7/8 ODF | 250° |
| 240RA 12T7 | 3/4 | 27.6 | 33.2 | 34.9 | 23 | 33.2 | 7/8 ODF | 250° |
| 240RA 12T9 | 3/4 | 27.6 | 33.2 | 34.9 | 23 | 33.2 | 1-1/8 ODF | 250° |
| 240RA 16T9 | 1 | 37.3 | 55.1 | 58 | 38.3 | 55.2 | 1-1/8 ODF | 250° |
| 240RA 16T11 | 1 | 37.3 | 55.1 | 58 | 38.3 | 55.2 | 1-3/8 ODF | 250° |

## Solenoid Valves

| STD PKG | U/M | BERCOR NUMBER | DESCRIPTION | PC-1 L/CTN | PC-2 F/CTN |
|---|---|---|---|---|---|
| 6 | EA | 93073 | 240RA-8T5-M 5/8 ODF SOL VLV L/COIL | | |
| 6 | EA | 93075 | 240RA-9T7-M 7/8 ODF SOL VLV L/COIL | | |
| 6 | EA | 93076 | 240RA-12T7-M 7/8 ODF SOL VLV L/COIL | | |
| 6 | EA | 93079 | 240RA-12T9-M 1 1/8 ODF SOL VLV L/COIL | | |
| 6 | EA | 93077 | 240RA-16T9-M 1 1/8 ODF SOL VLV L/COIL | | |
| 6 | EA | 93078 | 240RA-16T11-M 1 3/8 ODF SOL VLV L/COIL | | |

## Accessories

| STD PKG | U/M | BERCOR NUMBER | DESCRIPTION | PC-1 EACH |
|---|---|---|---|---|
| 1 | EA | 92961 | KS30321 REPAIR KIT FOR 240RA8 | |
| 1 | EA | 92962 | KS 30323 REPAIR KIT FOR 240RA12 | |
| 10 | EA | 92975 | KS 30322 REPAIR KIT FOR 240RA9 | |
| 1 | EA | 93134 | KG 10028 GASKET KIT FOR 240RA VALVES | |

EMERSON
Climate Technologies

# Solenoid Valve Coils



- Compact designs
- Coil windings are insulated to provide shock and vibration protection
- Interchangeable housings.
- 12 Watt, Class F, Junction Box

| STD PKG | U/M | BERCOR NUMBER | DESCRIPTION | PC-1 EACH |
|---|---|---|---|---|
| 12 | EA | 93096 | AMG 120-240/50-60 SOL COIL | |
| 12 | EA | 93097 | AMG 120/50-60 SOL COIL | |
| 12 | EA | 93098 | AMG 208-240/50-60 SOL COIL | |
| 12 | EA | 93099 | AMG 24/50-60 SOL COIL | |

EMERSON
Climate Technologies

# ACK Check Valves

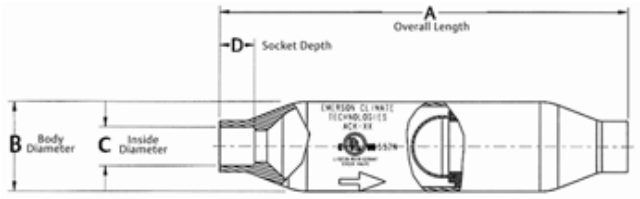


## Features

- Copper connection sizes 1/4" through 2-5/8".
- Hermetic spun copper design.
- Near zero internal leak rate.
- Magnetic checking action.
- Built-in 30 mesh stainless steel strainer.
- Can be installed in any position.
- UL/CUL Approved (File # SA 5312).

## Application

- Normally closed magnetic check valve.
- Prevents reversed refrigerant flow in liquid lines and compressor discharge lines.

| Description | Connection Size | A Overall Length | B Body Diameter | C Inside Diameter | D Socket Depth | Opening Pressure oz./sq. in. | MWP (psig) | Tons R-22 Suction 40° F @ 1 psi | Tons R-22 Liquid 40° F @ 1 psi |
|---|---|---|---|---|---|---|---|---|---|
| ACK-6 | 3/8 ODF | 4 | 7/8 | .379 ± .002 | 0.40 | 1.3 | 800 | 0.6 | 3.1 |
| ACK-8 | 1/2 ODF | 5 | 1-1/8 | .504 ± .002 | 0.31 | 3.5 | 640 | 1.2 | 9.4 |
| ACK-10 | 5/8 ODF | 5 | 1-1/8 | .629 ± .002 | 0.50 | 3.5 | 640 | 1.4 | 13 |
| ACK-12 | 3/4 ODF | 7 | 1-5/8 | .754 ± .002 | 0.63 | 3.8 | 560 | 3.3 | 27 |
| ACK-14 | 7/8 ODF | 7 | 1-5/8 | .879 ± .003 | 0.42 | 3.8 | 560 | 3.7 | 29 |

.

| Emerson * | A-1 Components * | Superior * | STD PKG | U/M | BERCOR NUMBER | DESCRIPTION | PC-1 EACH |
|---|---|---|---|---|---|---|---|
| ACK-6 | MS-6 | 900M-6S | 1 | EA | 94391 | ACK-6 3/8" CHECK VALVE | |
| ACK-8 | MS-8 | 900M-8S | 1 | EA | 94392 | ACK-8 1/2" CHECK VALVE | |
| ACK-10 | MS-10 | 900M-10S | 1 | EA | 94393 | ACK-10 5/8" CHECK VALVE | |
| ACK-12 | MS-12 | 900M-12S | 1 | EA | 94394 | ACK-12 3/4" CHECK VALVE | |
| ACK-14 | MS-14 | 900M-14S | 1 | EA | 94395 | ACK-14 7/8" CHECK VALVE | |

* Compatible with models specified

# OMB Crankcase Oil Management Controls



The OMB is a compressor crankcase oil level protective control ideal for use with Copeland Scroll® models ZF, ZB, ZR and ZS. It is also recommended for Copeland® brand products, Carlyle, Bitzer, and other semi-hermetic compressors.

**Features:**

- Precision oil level measurement for maximum protection
- Easy monitoring with alarm and status lights
- Foam resistant design prevents nuisance trips unlike optical sensor designs
- Contaminant proof operation ensures accurate control
- 5-time lockout feature protects compressor from repeated low oil level condition

**Specifications:**

- Maximum working pressure: 640 psi
- Solenoid MOPD: 350 psi
- Supply voltage: 24 V AC, 50/60 Hz
- Solenoid coil: ASC 2L 24 V AC, 50/60 Hz
- Time delay for low level signaling: 5-10 seconds
- Time delay for after setpoint recovery: 5-10 seconds
- Alarm delay time: 120 seconds
- Alarm switch: SPDT
- Alarm contact rating: 10A at 125; 5A at 220 V AC 50/60 Hz
- Refrigerant compatability: HFC, HCFC, CFC
- Oil temperature: 180° F Max.
- Operating ambient temperature: 120° F Max.
- Oil supply fitting: 1/4' male SAE
- Transformer VA requirements*: 25"

* Field supplied transformer should always be of the same primary voltage as the electrical supply system.

| STD PKG | U/M | BERCOR NUMBER | DESCRIPTION | PC-1 EACH |
|---|---|---|---|---|
| 1 | EA | 92650 | OMB-JB1 CRANKCASE OIL MANAGEMENT CONTROL WITH JUNCTION BOX | |
| 1 | EA | 92651 | OMB-M01 CRANKCASE OIL MANAGEMENT CONTROL W/ RELIEF CONNECTION | |

EMERSON
Climate Technologies

# 211C Industrial Solenoids



These industrial solenoid valves are approved for use with fluids utilized in secondary loops such as Propylene Glycol and Tyfoxit. The recommended seat material is Buna-N. In addition to air, water, and steam, the following is a listing of secondary loop fluids that are compatible with these valves: Ethylene and Propylene Glycol, Tyfoxit, Siltherm XLT, HFE, Dowfrost, and Pekasol

## Applications

- Air, water and steam
- 2-way normally closed

| Model No. | Product Code | Pipe Size | Orifice Size | MOPD Hot Water/ Steam | Cv | Max. AC Fluid Temp. | Elastomer |
|---|---|---|---|---|---|---|---|
| **Brass General Purpose** | | | | | | | |
| 211CA1/2B5/8B | 030626 | 1/2 | 5/8 | 100/100 | 3.6 | 180° F | Buna-N |
| 211CA3/4B3/4B | 030627 | 3/4 | 3/4 | 100/100 | 5.5 | 180° F | Buna-N |
| **Brass: Hot Water (210° F) or Steam (to 250° F)** | | | | | | | |
| 211CA3/4B3/4P | 032305 | 3/4 | 3/4 | 100/15 | 5.5 | 250° F | Ethylene Propylene Glycol |

[1]With an ambient temperature of 77° F

## Nomenclature

| 2 | 11 | C | A | 1/2 | B | 1/2 | B |
|---|---|---|---|---|---|---|---|
| Valve Type<br>2 = 2 Way<br>3 = 3 Way | Product Group<br>Two digits to define group | Gorm of Flow<br>C = Normally Closed<br>O = Normally Open<br>U = Universal | Design Series Letter will be advanced to identify product changes | Pipe N.P.T. 1/8 inch thru 2 inch<br>GS indicates non-standard | Body Material<br>B = Brass<br>S = Stainless Steel<br>T – Stainless Steel with Silver Shading Band | Body Orifice<br>3/65" inch through 2" | Elastomer Code<br>B = Buna-N |

| STD PKG | U/M | BERCOR NUMBER | DESCRIPTION | PC-1 EACH |
|---|---|---|---|---|
| 1 | EA | 93091 | 211CA 3/4BX3/4P VLV LESS COIL | |
| 1 | EA | 93092 | 211CA-1/2 B 5/8B SOL VLV L/COIL | |
| 1 | EA | 93095 | 211CA 3/4 B 3/4B SOL VLV L/COIL | |

Other air, water, and steam solenoid valves are available. See your local Berkheimer representative for details and ordering information.

EMERSON Climate Technologies

# Liquid Line Pre-Filter

## for POE Systems




- Liquid Line Filter optimal for POE systems
- Filter media that maximizes removal of particles
- Recovery, recycle, and reclaim filter
- Available with access fittings
- Available with extended ends
- Corrosion resistant paint finish
- Filtration: 40 microns
- Maximum working pressure: 600 psig

| STD PKG | U/M | BERCOR NUMBER | DESCRIPTION | PC-1 1-9 | PC-2 10-24 | PC-3 25 |
|---|---|---|---|---|---|---|
| 1 | EA | 94284 | ALF-032MF 1/4 IN MXF FLARE LIQUID LINE PRE-FILTER | | | |

EMERSON Climate Technologies

# CU Liquid Line Filter Driers

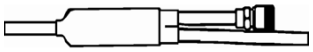

## Spun Copper

- Copper tubing of the highest quality and strength.
- 100% XH-9 molecular sieve for maximum water capacity.
- For use with R-134a, blends, and systems with conventional refrigerants.
- Recommended for use in original equipment or replacement residential, air-conditioning, or refrigeration equipment.
- 100 micron filtration.

### Water Capacity in Drops

| New Model No. | R-134a | | R-22 | | R-404A/R-507 | |
|---|---|---|---|---|---|---|
| | 75° | 125° | 75° | 125° | 75° | 125° |
| CU-619 | 25 | 23 | 25 | 22 | 23 | 23 |
| CU-620 | 50 | 46 | 50 | 44 | 46 | 46 |

| STD PKG | U/M | BERCOR NUMBER | DESCRIPTION | PC-1 1-9 | PC-2 10-24 | PC-3 25 |
|---|---|---|---|---|---|---|
| 1 | PKG | 94287 | CU200 STEPPED FITTINGS COPPER SPUN DRIER | | | |
| 1 | EA | 94280 | CU 619 STD 1/4 X CAP COPPER SPUN | | | |
| 1 | PKG | 94290 | CU619-3 1/4 X CAP COPPER SPUN 3 PACK | | | |

EMERSON
Climate Technologies

# EK Liquid Line Filter Driers



Extra-Klean filter-dryers are specifically designed to protect the refrigerant system from liquid and solid contaminants. They incorporate a desiccant specially formulated and blended for maximum moisture and acid removal.

- Filtration first for more effective use of surface area of desiccant.
- Desiccant blend: 75% molecular sieve and 25% activated alumina.
- Soluble contaminant capacities for water and acid.
- Cushioned flow for non-turbulent performance.
- Process controlled fiberglass filter network for premium filtration.
- UL Listed: File No. SA3124. CSA Certified: File No. LR32462 and LR100624.
- Safe Working Pressure: 600 psig.
- New fittings for easy installation: Copper O (sizes 5 through 75 cubic inch); burnished SAE.

**Nominal System Tonnage**

| Model No. | Refrigeration Low Temp. & Commercial Installations | | | Air Conditioning | | | | | |
|---|---|---|---|---|---|---|---|---|---|
| | | | | Field Replacement and Field Installations | | | OEM Self-Contained Equipment | | |
| | R-134a | R-22 | R-404A/R-507 | R-134a | R-22 | R-404A/R-507/R-410A | R-134a | R-22 | R-404A/R-507 |
| EK-032<br>EK-032S<br>EK-033S | 1/2 | 1/2 | 1/2 | 1 | 1-1/2 | 1-1/2 | 3/4 | 1 | 3/4 |
| EK-052<br>EK-052S | 3/4 | 3/4 | 1/2 | 1 | 1-1/2 | 1-1/2 | 1 | 1 | 1 |
| EK-053<br>EK-053S | 1-1/2 | 2 | 1-1/2 | 3 | 4 | 4 | 2 | 3 | 2 |
| EK-082<br>EK-082S | 1 | 1 | 3/4 | 1-1/2 | 2 | 2 | 1 | 1-1/2 | 1 |
| EK-083<br>EK-083S | 2 | 3 | 2 | 4 | 5 | 5 | 3 | 4 | 3 |
| EK-084<br>EK-084S | 2 | 4 | 2 | 5 | 7-1/2 | 7-1/2 | 4 | 5 | 4 |
| EK-162<br>EK-162S | 1-1/2 | 2 | 1 | 1-1/2 | 2 | 2 | 2 | 2-1/2 | 2 |
| EK-163<br>EK-163S | 3 | 5 | 3 | 4 | 5 | 5 | 4 | 5 | 3 |
| EK-164<br>EK-164S | 3 | 5 | 3 | 5 | 10 | 10 | 5 | 7-1/2 | 5 |
| EK-165<br>EK-165S | 3 | 7-1/2 | 3 | 7-1/2 | 12 | 12 | 7-1/2 | 10 | 7-1/2 |
| EK-167S | 3 | 4 | 3 | 5 | 7-1/2 | 5 | 10 | 12-1/2 | 10 |
| EK-303<br>EK-303S | 4 | 5 | 3 | 4 | 6 | 6 | 4 | 5 | 4 |
| EK-304<br>EK-304S | 4 | 7-1/2 | 4 | 7-1/2 | 10 | 10 | 7-1/2 | 7-1/2 | 5 |
| EK-305<br>EK-305S | 7-1/2 | 10 | 5 | 10 | 15 | 15 | 10 | 15 | 7-1/2 |
| EK-306S<br>EK-307S | 7-1/2 | 10 | 5 | 18 | 24 | 24 | 15 | 20 | 12-1/2 |
| EK-309S | 7-1/2 | 15 | 5 | 20 | 26 | 26 | 15 | 20 | 15 |
| EK-414<br>EK-414S | 4 | 5 | 5 | 7-1/2 | 12 | 12 | 7-1/2 | 7-1/2 | 5 |
| EK-415<br>EK-415S | 7-1/2 | 7-1/2 | 7-1/2 | 12 | 18 | 18 | 10 | 15 | 7-1/2 |
| EK-417S | 10 | 10 | 7-1/2 | 18 | 25 | 7-1/2 | 15 | 20 | 12-1/2 |
| EK-419S | 10 | 12 | 10 | 20 | 27 | 27 | 20 | 25 | 15 |
| EK-757S | 20 | 25 | 15 | 22 | 30 | 30 | 20 | 25 | 15 |
| EK-759S | 22 | 30 | 20 | 25 | 34 | 34 | 25 | 30 | 20 |

***Continued on the Following Page***

***Continued from the Previous Page***

## Flare Connections

| Connection | STD PKG | U/M | BERCOR NUMBER | DESCRIPTION | PC-1 1-9 | PC-2 10-24 | PC-3 25 |
|---|---|---|---|---|---|---|---|
| 1/4 | 12 | EA | 94216 | EK-032SV-CAP 1/4 SWEAT X CAPILLARY LIQUID LINE FILTER DRIER | | | |
| 1/4 | 25 | EA | 94217 | EK-032MF 1/4 FLARE LIQUID LINE FILTER DRIER | | | |
| 1/4 | 25 | EA | 94219 | EK-032FM 1/4 FLARE LIQUID LINE FILTER DRIER | | | |
| 1/4 | 25 | EA | 94220 | EK-032 1/4 FLARE LIQUID LINE FILTER DRIER | | | |
| 1/4 | 25 | EA | 94222 | EK-052 1/4 FLARE LIQUID LINE FILTER DRIER | | | |
| 3/8 | 25 | EA | 94223 | EK-053 3/8 FLARE LIQUID LINE FILTER DRIER | | | |
| 1/4 | 1 | EA | 94224 | EK-082 1/4 FLARE LIQUID LINE FILTER DRIER | | | |
| 3/8 | 25 | EA | 94225 | EK-083 3/8 FLARE LIQUID LINE FILTER DRIER | | | |
| 1/2 | 25 | EA | 94227 | EK-084 1/2 FLARE LIQUID FILTER DRIER | | | |
| 1/4 | 25 | EA | 94229 | EK-162 1/4 FLARE LIQUID LINE FILTER DRIER | | | |
| 3/8 | 25 | EA | 94230 | EK-163 3/8 FLARE LIQUID LINE FILTER DRIER | | | |
| 1/2 | 25 | EA | 94232 | EK-164 1/2 FLARE LIQUID LINE FILTER DRIER | | | |
| 5/8 | 25 | EA | 94235 | EK-165 5/8 FLARE LIQUID LINE FILTER DRIER | | | |
| 3/8 | 10 | EA | 94240 | EK-303 3/8 FLARE LIQUID LINE FILTER DRIER | | | |
| 1/2 | 10 | EA | 94241 | EK-304 1/2 FLARE LIQUID LINE FILTER DRIER | | | |
| 5/8 | 10 | EA | 94242 | EK-305 5/8 FLARE LIQUID LINE FILTER DRIER | | | |
| 1/2 | 10 | EA | 94264 | EK-414 1/2 FLARE LIQUID FILTER DRIER | | | |
| 5/8 | 10 | EA | 94274 | EK-415 5/8 FLARE LIQUID FILTER DRIER | | | |

## ODF-ODM Sweat Connections

| | | | | | | | |
|---|---|---|---|---|---|---|---|
| 3/8 | 25 | EA | 94218 | EK-033S 3/8 SWEAT LIQUID FILTER DRIER | | | |
| 1/4 | 25 | EA | 94221 | EK-032S 1/4 SWEAT LIQUID LINE FILTER DRIER | | | |
| 3/8 | 25 | EA | 94226 | EK-083S 3/8 SWEAT LIQUID LINE FILTER DRIER | | | |
| 1/2 | 25 | EA | 94228 | EK-084S 1/2 SWEAT LIQUID FILTER DRIER | | | |
| 3/8 | 25 | EA | 94231 | EK-163S 3/8 SWEAT LIQUID LINE FILTER DRIER | | | |
| 1/2 | 25 | EA | 94233 | EK-164S 1/2 SWEAT LIQUID LINE FILTER DRIER | | | |
| 3/8 | 25 | EA | 94234 | EK-053S 3/8 SWEAT LIQUID LINE FILTER DRIER | | | |
| 5/8 | 25 | EA | 94236 | EK-165S 5/8 SWEAT LIQUID LINE FILTER DRIER | | | |
| 1/2 | 10 | EA | 94237 | EK-304S 1/2 SWEAT LIQUID LINE FILTER DRIER | | | |
| 7/8 | 25 | EA | 94238 | EK-167S 7/8 SWEAT LIQUID FILTER DRIER | | | |
| 3/8 | 10 | EA | 94239 | EK-303S 3/8 SWEAT LIQUID LINE FILTER DRIER | | | |
| 5/8 | 10 | EA | 94244 | EK-305S 5/8 SWEAT LIQUID LINE FILTER DRIER | | | |
| 3/4 | 10 | EA | 94245 | EK-306S 3/4 SWEAT LIQUID FILTER DRIER | | | |
| 7/8 | 10 | EA | 94251 | EK-307S 7/8 SWEAT LIQUID FILTER DRIER | | | |
| 1-1/8 | 10 | EA | 94259 | EK-309S 1-1/8 LIQUID LINE FILTER DRIER | | | |
| 1/2 | 10 | EA | 94271 | EK-414S 1/2 SWEAT LIQUID FILTER DRIER | | | |
| 5/8 | 10 | EA | 94275 | EK-415S 5/8 SWEAT LIQUID FILTER DRIER | | | |
| 7/8 | 10 | EA | 94276 | EK-417S 7/8 SWEAT LIQUID FILTER DRIER | | | |
| 1-1/8 | 10 | EA | 94277 | EK-419S 9/8 SWEAT LIQUID FILTER DRIER | | | |
| 7/8 | 6 | EA | 94278 | EK-757S 7/8 SWEAT LIQUID FILTER DRIER | | | |
| 1-1/8 | 6 | EA | 94279 | EK-759S 9/8 SWEAT LIQUID FILTER DRIER | | | |
| 1/4 | 25 | EA | 94292 | EK-052S 1/4 SWEAT LIQUID LINE FILTER DRIER | | | |
| 1/4 | 25 | EA | 94293 | EK-082S 1/4 SWEAT LIQUID LINE FILTER DRIER | | | |
| 1/4 | 25 | EA | 94294 | EK-162S 1/4 SWEAT LIQUID LINE FILTER DRIER | | | |

## Oil Filter Drier

| | | | | | | | |
|---|---|---|---|---|---|---|---|
| 3/8 | 1 | EA | 94389 | AOFD553 3/8 OIL FILTER DRIER | | | |
| 3/8 | 1 | EA | 94390 | AOF-303 OIL FILTER | | | |

## ADK Core Style Liquid Line Filter Drier

| | | | | | | | |
|---|---|---|---|---|---|---|---|
| 5/8 | 1 | EA | 94200 | ADK - 165 FILTER DRIER PCN# 059842 | | | |

EMERSON
Climate Technologies

# BFK Bi-Flow Heat Pump Filter Drier

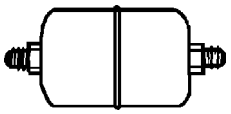

Provides heat pump system protection in heating and cooling cycles. It reduces complex piping and resulting costs.

- Internal check valves allow flow and filtration in either direction. External check valves eliminated.
- Lightweight and compact, it may be installed in any position.
- Provides effective removal of moisture, acid, and solid contaminants.
- Desiccant blend: 75% molecular sieve and 25% activated alumina.
- Reduces compressor maintenance.
- Dimensionally equivalent to Alco's conventional single-flow filter driers.
- UL Listed: File No. SA 3124.
- CSA Listed: LR 100624 and LR32462.

| Model Number | Flow Capacity[1] Tons @ 1 PSIG D P Refrigerant | | | Water Capacity[2] Drops/R-22[3] | | Water Capacity Drops/R-410A | | Liquid Refrigerant Capacity By Weight (Ounces) R-22 | |
|---|---|---|---|---|---|---|---|---|---|
| | R-134a | R-22 | R-404A/R-507 | 75° F | 125° F | 75° F | 125° F | 75° F | 125° F |
| BFK-083S | 4.7 | 5.1 | 3.3 | 159 | 144 | 85 | 75 | 7.7 | 6.9 |
| BFK-163S | 4.8 | 5.2 | 3.4 | | | | | | |
| BFK-164S | 7.5 | 8.1 | 5.3 | 323 | 294 | 178 | 160 | 14.2 | 12.7 |
| BFK-165S | 8.0 | 8.7 | 5.7 | | | | | | |

[1] All ratings in accordance with ARI standard 710-86 2

[2] Water Capacities are based on: Equilibrium Point Dryness of 60 Parts Per Million for R-22.

[3] 20 drops of water = 1 gram = 1 cc.

| Connection | STD PKG | U/M | BERCOR NUMBER | DESCRIPTION | PC-1 1-9 | PC-2 10-24 | PC-3 25 |
|---|---|---|---|---|---|---|---|
| 3/8 ODF | 25 | EA | 94207 | BFK-083S 3/8 ODF BI-FLOW HEAT PUMP FILTER DRIER | | | |
| 3/8 ODF | 25 | EA | 94210 | BFK-163S 3/8 ODF BI-FLOW HEAT PUMP FILTER DRIER | | | |
| 1/2 ODF | 25 | EA | 94211 | BFK-164S 1/2 ODF BI-FLOW HEAT PUMP FILTER DRIER | | | |
| 5/8 ODF | 25 | EA | 94209 | BFK-165S FILTER DRIER | | | |

EMERSON
Climate Technologies

# ASF Plus Suction Line Filter

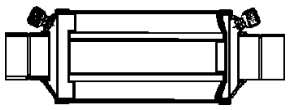

- Protects compressor from dirt and solid contaminants.
- Rugged steel shells for shock resistance.
- Low pressure drop—full flow fittings.
- Dual access valves.
- Full copper fittings—easy to sweat in.
- Corrosion resistant epoxy powder paint finish.
- Filtration Recommendation: 40 microns.
- Maximum working pressure: 500 psig.
- U.L. Listed: File No. SA3124.
- CSA Listed: File No. LR32462.

| Model Number | Flow Capacity[1] in Tons @ 1 PSI D P Refrigerant | | | | | | | | | | | | | |
|---|---|---|---|---|---|---|---|---|---|---|---|---|---|---|
| | R-134a | | | | | | R-22 | | | | R-404A/R-507 | | | |
| | Evaporator Temperature ° F | | | | | | | | | | | | | |
| | 40 | 20 | 0 | -20 | 40 | 20 | 0 | -20 | -40 | 40 | 20 | 0 | -20 | -40 |
| | Pressure Drop PSI | | | | | | | | | | | | | |
| | 2 | 1.5 | 1 | .05 | 3 | 2 | 1.5 | 1 | 0.5 | 3 | 2 | 1.5 | 1 | 0.5 |
| ASF35S5-VV | 3.3 | 2.2 | 1.5 | 1.2 | 6.6 | 3.7 | 2.6 | 1.9 | 1.6 | 6.1 | 3.2 | 2.0 | 1.4 | 1.0 |
| ASF45S7VV | 6.7 | 4.7 | 3.1 | 1.7 | 12.1 | 8.0 | 5.6 | 3.6 | 2.0 | 9.8 | 6.3 | 4.5 | 2.8 | 1.5 |
| ASF50S9-VV | 9.5 | 6.7 | 4.3 | 2.3 | 19.1 | 12.2 | 8.2 | 4.9 | 2.6 | 15.8 | 10.0 | 6.7 | 4.0 | 2.0 |
| ASF75S13-VV | 13.5 | 9.5 | 6.3 | 3.4 | 24.9 | 15.7 | 10.6 | 6.7 | 3.3 | 20.8 | 12.8 | 8.4 | 5.2 | 2.7 |

[1] All ratings in accordance with ARI standard 730-86.

| Connection | STD PKG | U/M | BERCOR NUMBER | DESCRIPTION | PC-1 1-9 | PC-2 10-24 | PC-3 25 |
|---|---|---|---|---|---|---|---|
| 5/8 ODF | 1 | EA | 94374 | ASF35S5-VV 5/8 ODF SUCT LINE FILTER | | | |
| 7/8 ODF | 10 | EA | 94376 | ASF45S7-VV 7/8 ODF SUCTION LINE FILTER | | | |
| 1-1/8 ODF | 10 | EA | 94377 | ASF50S9-VV 1-1/8 ODF SUCTION LINE FILTER | | | |
| 1-5/8 ODF* | 6 | EA | 94378 | ASF75S13-VV 1-5/8/ SUCTION LINE FILTER | | | |

* Maximum working pressure: 400 psig.

EMERSON
Climate Technologies

# ASD Suction Line Filter Driers



ASD suction line-filter dryers incorporate a dessicant specially blended for maximum moisture and acid removal. These models are specially suited for system clean-up after a burnout, or when major work has been performed on the system.

- Rugged steel shells for shock resistance.
- Corrosion resistant finish.
- Low pressure drop; full flow fittings.
- Filtration to less than 10 microns.
- Full copper fittings are easy to sweat in.
- Safe working pressure to 500 psig.
- UL Listed: File No. SA 3124.

| Model Number | Flow Capacity[1] in Tons @ 1 PSI D P Refrigerant | | | | | | | | | | | | | |
|---|---|---|---|---|---|---|---|---|---|---|---|---|---|---|
| | R-134a | | | | | | R-22 | | | | R-404A/R-507 | | | |
| | Evaporator Temperature ° F | | | | | | | | | | | | | |
| | 40 | 20 | 0 | -20 | 40 | 20 | 0 | -20 | -40 | 40 | 20 | 0 | -20 | -40 |
| | Pressure Drop PSI | | | | | | | | | | | | | |
| | 2 | 1.5 | 1 | .05 | 3 | 2 | 1.5 | 1 | 0.5 | 3 | 2 | 1.5 | 1 | 0.5 |
| ASD 28S3-VV | 1.1 | .62 | .51 | .39 | 2.3 | 1.3 | .87 | .64 | .52 | 2.1 | 1.1 | .68 | .45 | .33 |
| ASD 28S4-VV | 1.9 | 1.2 | .83 | .63 | 3.8 | 2.1 | 1.4 | 1.0 | .83 | 3.6 | 1.8 | 1.1 | .74 | .53 |
| ASD 35S5-VV | 2.9 | 1.9 | 1.3 | 1.0 | 5.8 | 3.2 | 2.2 | 1.6 | 1.0 | 5.4 | 2.8 | 1.7 | 1.1 | .84 |
| ASD 45S6-VV | 3.9 | 2.5 | 1.7 | 1.1 | 7.0 | 4.6 | 3.2 | 2.0 | 1.1 | 6.4 | 3.7 | 2.5 | 1.6 | 1.0 |
| ASD 45S7-VV | 5.1 | 3.5 | 2.2 | 1.3 | 9.2 | 6.0 | 4.1 | 2.6 | 1.4 | 7.5 | 4.8 | 3.3 | 2.0 | 1.1 |
| ASD 50S9-VV | 7.3 | 4.9 | 3.0 | 1.6 | 13.2 | 8.5 | 5.7 | 3.5 | 1.87 | 10.9 | 6.9 | 4.6 | 2.8 | 1.4 |
| ASD 75S11-VV | 8.8 | 5.8 | 3.5 | 1.8 | 16.2 | 10.2 | 6.7 | 4.0 | 2.0 | 13.6 | 8.4 | 5.4 | 3.2 | 1.6 |
| ASD 75S13-VV | 9.3 | 6.1 | 3.7 | 1.9 | 17.3 | 10.7 | 7.0 | 4.2 | 2.1 | 14.5 | 8.9 | 5.7 | 3.4 | 1.7 |

1All ratings in accordance with ARI standard 730-86.

| Connection | STD PKG | U/M | BERCOR NUMBER | DESCRIPTION | PC-1 1-9 | PC-2 10-24 | PC-3 25 |
|---|---|---|---|---|---|---|---|
| 3/8 ODF | 10 | EA | 94329 | ASD28S3-VV 3/8ODF SUCT LINE DRIER | | | |
| 1/2 ODF | 10 | EA | 94330 | ASD28S4-VV 1/2ODF SUCT LINE DRIER | | | |
| 5/8 ODF | 10 | EA | 94331 | ASD35S5-VV 5/8ODF SUCT LINE DRIER | | | |
| 3/4 ODF | 10 | EA | 94332 | ASD45S6-VV 3/4ODF SUCT LINE DRIER | | | |
| 7/8 ODF | 10 | EA | 94333 | ASD45S7-VV 7/8 ODF SUCTION LINE DRIER | | | |
| 1-1/8 ODF | 10 | EA | 94334 | ASD50S9-VV 1 1/8ODF SUCT LINE DRIER | | | |
| 1-3/8 ODF | 6 | EA | 94335 | ASD75S11-VV 1 3/8ODF SUCT LINE DRIER | | | |
| 1-5/8 ODF | 6 | EA | 94336 | ASD75S13-VV 1 5/8ODF SUCT LINE DRIER | | | |

EMERSON
Climate Technologies

# SFD Suction Line Filter Driers



SFD suction line-filter dryers incorporate a dessicant specially blended for maximum moisture and acid removal. These models are specially suited for system clean-up after a burnout, or when major work has been performed on the system.

- Full copper fittings are easy to sweat in.
- Dual access valves.
- Rugged steel shells for shock resistance.
- Corrosion resistant finish.
- Low pressure drop; full flow fittings.
- Maximum working pressure 400 psig.
- UL Listed: File No. SA 3124.

**SFD Flow Capacity in Tons at Listed Conditions***

| Model Number | Flow Capacity[1] in Tons @ 1 PSI D P Refrigerant | | | | | | | | | | | | | |
|---|---|---|---|---|---|---|---|---|---|---|---|---|---|---|
| | R-134a | | | | | | R-22 | | | | R-404A/R-507 | | | |
| | Evaporator Temperature ° F | | | | | | | | | | | | | |
| | 40 | 20 | 0 | -20 | 40 | 20 | 0 | -20 | -40 | 40 | 20 | 0 | -20 | -40 |
| | Pressure Drop PSI | | | | | | | | | | | | | |
| | 2 | 1.5 | 1 | .05 | 3 | 2 | 1.5 | 1 | 0.5 | 3 | 2 | 1.5 | 1 | 0.5 |
| SFD-13S3-VV | 1.3 | 0.8 | 0.5 | 0.2 | 2.2 | 1.3 | 0.8 | 0.5 | 0.2 | 1.9 | 1.1 | 0.7 | 0.4 | 0.2 |
| SFD-13S4-VV | 2.3 | 1.5 | 1.0 | 0.5 | 3.5 | 2.3 | 1.6 | 1.0 | 0.6 | 3.0 | 1.9 | 1.3 | 0.8 | 0.4 |
| SFD-13S5-VV | 3.1 | 2.1 | 1.3 | 0.7 | 4.9 | 3.2 | 2.2 | 1.4 | 0.8 | 4.2 | 2.7 | 1.8 | 1.1 | 0.6 |
| SFD-13S6-VV | 4.1 | 2.7 | 1.7 | 0.9 | 6.4 | 4.2 | 2.8 | 1.8 | 1.0 | 5.6 | 3.5 | 2.3 | 1.4 | 0.7 |
| SFD-13S7-VV | 4.4 | 3.0 | 1.9 | 1.0 | 7.2 | 4.6 | 3.0 | 1.9 | 1.0 | 6.3 | 3.9 | 2.6 | 1.5 | 0.8 |

[1] All ratings in accordance with ARI standard 730-86.

| Connection | STD PKG | U/M | BERCOR NUMBER | DESCRIPTION | PC-1 1-9 | PC-2 10-24 | PC-3 25 |
|---|---|---|---|---|---|---|---|
| 3/8 ODF | 1 | EA | 94364 | SFD13S3-VV 3/8 ODF SUCT LINE FILTER DRIER | | | |
| 1/2 ODF | 1 | EA | 94365 | SFD13S4-VV 1/2 ODF SUCT LINE FILTER DRIER | | | |
| 3/4 ODF | 10 | EA | 94361 | SFD13S6-VV 3/4 ODF SUCT LINE FILTER DRIER | | | |
| 5/8 ODF | 10 | EA | 94360 | SFD13S5-VV 5/8 ODF SUCT LINE FILTER DRIER | | | |
| 7/8 ODF | 10 | EA | 94362 | SFD13S7-VV 7/8 ODF SUCT LINE FILTER DRIER | | | |

EMERSON
Climate Technologies

# STAS Steel Take-Apart Shell Filter Driers

## For Liquid and Suction Line Service



These large capacity devices offer the flexibility of using either replaceable filter cores as protection against solid contaminants, or replaceable filter-drier blocks for protection against acid, moisture, and solids. They provide high liquid line flow capacities for larger air-conditioning and refrigeration jobs.

### Features

- Simplified internal hardware for easy installation.
- Full flow fittings for low pressure drop.
- Corrosion-resistant epoxy paint finish.
- Sturdy steel shells for long life durability.
- Safe working pressure: 500 psig.
- UL Listed: File No. SA 3124.
- CSA Certified: File No. LR 32462 and LR 100624.

### For Liquid Line Service

| Connection | STD PKG | U/M | BERCOR NUMBER | DESCRIPTION | PC-1 1-9 | PC-2 10-24 | PC-3 25 |
|---|---|---|---|---|---|---|---|
| 5/8 ODF | 1 | EA | 94402 | STAS-485T SHELL | | | |
| 7/8 ODF | 1 | EA | 94403 | STAS-487T SHELL | | | |
| 7/8 ODF | 1 | EA | 94405 | STAS-967T SHELL | | | |
| 1-1/8 ODF | 1 | EA | 94404 | STAS-489T SHELL | | | |
| 1-1/8 ODF | 1 | EA | 94406 | STAS-969T SHELL | | | |
| 1-3/8 ODF | 1 | EA | 94407 | STAS-9611T SHELL | | | |
| 1-3/8 ODF | 1 | EA | 94415 | STAS-4811T SHELL | | | |
| 1-5/8 ODF | 1 | EA | 94416 | STAS-4813T SHELL | | | |
| 2-1/8 ODF | 1 | EA | 94413 | STAS-19217T SHELL | | | |

### For Suction Line Service

| | | | | | | | |
|---|---|---|---|---|---|---|---|
| 1-3/8 ODF | 1 | EA | 94426 | STAS-4811S-V SHELL | | | |
| 1-5/8 ODF | 1 | EA | 94421 | STAS-4813S-V SHELL | | | |
| 2-1/8 ODF | 1 | EA | 94428 | STAS-9617S-V SHELL | | | |
| 2-1/8 ODF | 1 | EA | 94422 | STAS-4817S-V SHELL | | | |
| 2-5/8 ODF | 1 | EA | 94423 | STAS-9621S-V SHELL | | | |

EMERSON
Climate Technologies

# STAS Filter Drier Ratings

## STAS Liquid Line Filer-Drier Ratings

| Model No. | Unit Size | Flow Capacity[1] Tons 1 PSIG D P | | | | Suggested Nominal System Tonnage[1] Refrigeration Low Temp. & Commercial Installations | | | Air Conditioning Field Replacement and Field Installations | | | Air Conditioning OEM Self-Contained Equipment | | |
|---|---|---|---|---|---|---|---|---|---|---|---|---|---|---|
| | | R-134A | R-22 | R-404A/ R-507 | R-410A | R-134A | R-22 | R-404A/ R-507 | R-134A | R-22/R-407 C/R-410A | R-404A / R-507 | R-134A | R-22 | R-404A/ R-507 |
| STAS-485T | 48 | 19 | 21 | 14 | 22 | 8 | 10 | 8 | 8 | 10 | 8 | 13 | 15 | 10 |
| STAS-487T | | 35 | 38 | 25 | 41 | 10 | 13 | 10 | 10 | 12.5 | 10 | 15 | 20 | 13 |
| STAS-489T | | 49 | 53 | 36 | 58 | 10 | 15 | 10 | 10 | 15 | 10 | 15 | 20 | 15 |
| STAS-4811T | | 56 | 61 | 41 | 80 | 13 | 20 | 13 | 13 | 20 | 13 | 20 | 25 | 15 |
| STAS-967T | 96 | 38 | 41 | 28 | 45 | 20 | 25 | 15 | 20 | 25 | 15 | 25 | 35 | 20 |
| STAS-969T | | 58 | 63 | 42 | 71 | 25 | 30 | 20 | 25 | 30 | 20 | 35 | 45 | 25 |
| STAS-9611T | | 73 | 79 | 53 | 86 | 30 | 35 | 25 | 30 | 35 | 25 | 35 | 45 | 30 |
| STAS-19217T | 92 | 106 | 115 | 77 | 121 | 65 | 85 | 60 | 65 | 85 | 60 | 80 | 110 | 65 |

[1] Suggested nominal tonnage selection. By type or application. R-22 ratings in accordance with ARI standard 710-86.

## STAS Suction Line Filter Ratings

| Model Number | Flow Capacity[1] in Tons @ 1 PSI D P Refrigerant | | | | | | | | | | | | | |
|---|---|---|---|---|---|---|---|---|---|---|---|---|---|---|
| | R-134a | | | | | | R-22 | | | | R-404A/R-507 | | | |
| | Evaporator Temperature ° F | | | | | | | | | | | | | |
| | 40 | 20 | 0 | -20 | 40 | 20 | 0 | -20 | -40 | 40 | 20 | 0 | -20 | -40 |
| | Pressure Drop PSI | | | | | | | | | | | | | |
| | 2 | 1.5 | 1 | .05 | 3 | 2 | 1.5 | 1 | 0.5 | 3 | 2 | 1.5 | 1 | 0.5 |
| STAS-4811 S-V | 10 | 7 | 4 | 2 | 18 | 11 | 8 | 5 | 2 | 17 | 10 | 6 | 4 | 3 |
| STAS-4813 S-V | 13 | 8 | 5 | 3 | 23 | 13 | 10 | 6 | 3 | 20 | 12 | 7 | 5 | 4 |
| STAS-4817 S-V | 17 | 10 | 7 | 4 | 31 | 20 | 13 | 7 | 3 | 27 | 17 | 10 | 6 | 5 |
| STAS-9617 S-V | 18 | 12 | 6 | 4 | 33 | 20 | 13 | 8 | 4 | 27 | 17 | 11 | 7 | 5 |
| STAS-9621 S-V | 25 | 17 | 10 | 5 | 47 | 28 | 18 | 11 | 6 | 40 | 23 | 17 | 10 | 7 |

[1] Capacities are based on 100°F liquid refrigerant temperature and suction gas superheated 10°F.

EMERSON
Climate Technologies

# Replaceable Filter Drier Cores and Blocks

## For ADKS and STAS Filter Drier Shells



Liquid and suction filter cores (F48R) and desiccant blocks (D-48, H-48, UK-48, W-48, H-100) fit interchangeably in type ADKS and STAS filter drier shells and all competitive shell type filter driers. These filter drier blocks protect the compressor from soluble and solid contaminants. To ensure efficient clean-up results, they feature exceptional acid and wax removal capacities, plus superior moisture pickup.

Use F filters in the suction line only. F filters are recommended as replacements after using a filter drier core.

| Emerson | Danfoss | Sporlan | Parker | Virginia |
|---|---|---|---|---|
| D-48 | | RC-4864 | | |
| H-48 | 48-DC | RC-4864 | PCK-48 | VS-48H |
| UK-48 | 48-DM | RCW-4864 | PCX-48 | VS-48XH |
| W-48HH | 48-DA | RCW-4864-HH | PCK-48HH | |
| H-100 | | RC-10098 | | VS-100H |

| Model No. | Description | Water Capacity Drops[1] | | | | | |
|---|---|---|---|---|---|---|---|
| | | R-134a | | R-22 | | R-404A/R-507 | |
| | | 75° | 125° | 75° | 125° | 75° | 125° |
| D-48 | High Acid Remover | 415 | 340 | 363 | 255 | 457 | 343 |
| F-48R | Filter (Suction Only) Reverse Flow | N/A | N/A | N/A | N/A | N/A | N/A |
| H-48 | High Acid & Water Remover | 676 | 538 | 597 | 436 | 721 | 535 |
| H-100 | High Acid & Water Remover | 1112 | 834 | 962 | 673 | 1199 | 839 |
| UK-48 | Premium Universal | 1272 | 1168 | 1181 | 1072 | 1319 | 1241 |
| W-48HH | Burnout Block | 387 | 294 | 335 | 226 | 417 | 289 |

[1] Water capacities are based on an Equilibrium Point Dryness of 15 ppm for R-12, 60 ppm for R-22, and 30 ppm for R-502. 20 drops of water = 1 gram = 1 cc.

| STD PKG | U/M | BERCOR NUMBER | DESCRIPTION | PC-1 L/CTN | PC-2 F/CTN |
|---|---|---|---|---|---|
| 12 | EA | 94326 | D-48 STANDARD REPL BLOCK | | |
| 12 | EA | 94307 | F-48R FILTER CORE | | |
| 12 | EA | 94324 | H-48 HIGH CAPACITY REPL BLOCK | | |
| 4 | EA | 94325 | H-100 REPL BLOCK | | |
| 12 | EA | 94322 | UK-48 REPL BLOCK | | |
| 12 | EA | 94327 | W-48HH BURNOUT REPL BLOCK | | |

EMERSON
Climate Technologies

# BTAS Brass Take-Apart Filter Driers

## For Suction Line Service

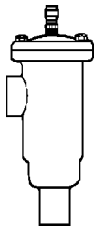

Large capacity brass take-apart shells for suction line service are ideal for commercial refrigeration applications. Corrosion and rust resistant, with stainless steel bolts. These shells have the flexibility of using either filter-drier cartridges or filter cores.

- Full flow fittings for low pressure drop
- Corrosion free brass body
- Corrosion resistant stainless steel bolts
- Maximum working pressure: 400 psig
- UL Listed: File No. SA 3124

### Filter Cores

| For Alco Shell No. | Replaces Superior No. | For Superior Shell No. | STD PKG | U/M | BERCOR NUMBER | DESCRIPTION | PC-1 L/CTN | PC-2 F/CTN |
|---|---|---|---|---|---|---|---|---|
| BTAS-3 | F35A | 3CFA | 12 | EA | 94315 | A3F FILTER CORE | | |
| BTAS-4 | F45A | 4CFA | 12 | EA | 94316 | A4F FILTER CORE | | |
| BTAS-5 | F55A | 5CFA | 12 | EA | 94317 | A5F FILTER CORE | | |

### Filter-Drier Cartridge

| For Alco Shell No. | Replaces Superior No. | For Superior Shell No. | STD PKG | U/M | BERCOR NUMBER | DESCRIPTION | PC-1 L/CTN | PC-2 F/CTN |
|---|---|---|---|---|---|---|---|---|
| BTAS-4 | DF45A | 4CFA | 12 | EA | 94320 | A4FD FILTER DRIER | | |

# BVS Ball Valves



- Forged brass body
- Compact, lightweight, hermetic design
- Compatible with HCFC and HFC refrigerants/lubricants including R-410A and $CO_2$
- Full flow design
- Bi-directional flow characteristics
- Valve stem cap retained by strap attached to main body
- Integrated access port available on all sizes
- Low operating friction design

| STD PKG | U/M | BERCOR NUMBER | DESCRIPTION | PC-1 EACH |
|---|---|---|---|---|
| 1 | EA | 94451 | BVS 014 1/4 IN BALL VALVES W/ACCESS FITTINGS | |
| 1 | EA | 94452 | BVS 038 3/8 IN BALL VALVES W/ACCESS FITTINGS | |
| 1 | EA | 94453 | BVS 012 1/2 IN BALL VALVES W/ACCESS FITTINGS | |
| 1 | EA | 94454 | BVS 058 5/8 IN BALL VALVES W/ACCESS FITTINGS | |
| 1 | EA | 94455 | BVS 078 7/8 IN BALL VALVES W/ACCESS FITTINGS | |
| 1 | EA | 94456 | BVS 118 1-1/8 IN BALL VALVES W/ACCESS FITTINGS | |
| 1 | EA | 94457 | BVS 138 1-3/8 IN BALL VALVES W/ACCESS FITTINGS | |
| 1 | EA | 94458 | BVS-158 1-5/8 IN BALL VALVES W/ACCESS FITTINGS | |
| 1 | EA | 94437 | BVS-218 2-1/8 IN BALL VALVES W/ACCESS FITTINGS | |

# HMI Hermetic Moisture Indicators



### Application

- The HMI was designed to provide an accurate method of determining the moisture content of a system's refrigerant.
- Unique 3% high accuracy moisture indicator for CFC, HCFC and HFC refrigerants, including R-410A.

### Features

- Fully Hermetic Design.
- 3% relative humidity indication compared to 10% paper indicators.
- Single indicator for all common refrigerants.
- Accurate color calibration at low ppm levels and higher temperatures.
- Wide angle viewing/high visibility window for ease of monitoring.
- All brass corrosion resistant body.
- Solid copper fittings.

| Style | STD PKG | U/M | BERCOR NUMBER | DESCRIPTION | PC-1 1-9 | PC-2 10-24 | PC-3 25 |
|---|---|---|---|---|---|---|---|
| Swivel Nut x Swivel Nut | 1 | EA | 94338 | HMI-1MM5 5/8 SAE LIQ IND PCN 065394 | | | |
| Female Flare x Male Flare | 12 | EA | 94342 | HMI-1FM2 1/4 SAE LIQ IND | | | |
| Female Flare x Male Flare | 12 | EA | 94343 | HMI-1FM3 3/8 SAE LIQ IND | | | |
| Female Flare x Male Flare | 12 | EA | 94344 | HMI-1FM4 1/2 SAE LIQ IND | | | |
| ODF x ODF | 12 | EA | 94373 | HMI-1TT9 1-1/8 ODF LIQUID INDICATOR | | | |
| ODF with Extended Ends | 15 | EA | 94379 | HMI-1TT2 1/4 ODF LIQ IND | | | |
| ODF with Extended Ends | 15 | EA | 94380 | HMI-1TT3 3/8 ODF LIQ IND | | | |
| ODF with Extended Ends | 15 | EA | 94381 | HMI-1TT4 1/2 ODF LIQ IND | | | |
| ODF with Extended Ends | 15 | EA | 94382 | HMI-1TT5 5/8 ODF LIQ IND | | | |
| ODF with Extended Ends | 15 | EA | 94383 | HMI-1TT7 7/8 ODF LIQ IND | | | |

EMERSON
Climate Technologies

# AAS Suction Accumulators

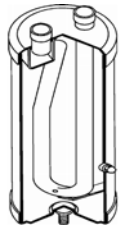

AAS accumulators feature an inlet deflector that blends refrigerant flow to prevent internal splashing and aid in the collection of refrigerant oil in the bottom connection of the accumulator.
It assures adequate oil return, return of refrigerant vapor only and prevents compressor failure due to liquid refrigerant entering the compressor.

- For use with HCFCs, HFCs and the lubricants that go with them.
- Designed to operate in a range of +40° F to -40° F evaporator temperature.
- Fusible plug on larger diameter units.
- Solid copper fittings.
- Corrosion resistant epoxy powder paint finish.

**Dimensional Data**

| Model Number | Inlet Fitting Size Nominal | Unit Weight (Lbs.) | Diameter (In.) | Length (In.) | Distance from Inlet to Outlet (In.) | Tons R-22 (+40° F) | Holding Capacity (Lbs.) 50% Full | |
|---|---|---|---|---|---|---|---|---|
| | | | | | | | 40° F Liquid R22/R134a | 40° F Liquid R404A/R507 |
| A-AS 3 105[1] | 5/8 | 2.4 | 3 | 10 | 1.63 | 3 | 2 | 2 |
| A-AS 3 146[1] | 3/4 | 3.3 | 3 | 14 | 1.63 | 4 | 3.5 | 2.75 |
| A-AS 5 97 | 7/8 | 5.1 | 5 | 9 | 2.75 | 7.3 | 6 | 5.5 |
| A-AS 5 137 | 7/8 | 7.1 | 5 | 13 | 2.75 | 7.3 | 8.5 | 8 |
| A-AS 6 139 | 1-1/8 | 11.7 | 6 | 13 | 2.94 | 11.8 | 12 | 11 |
| A-AS 6 2513 | 1-5/8 | 22.6 | 6 | 25 | 2.94 | 28.5 | 25 | 20 |

[1] Not supplied with a fusible plug.

**Accumulator Capacity (Tons)**

| Model Number | R-22 | | | | | R-404A/R-507 | | | | |
|---|---|---|---|---|---|---|---|---|---|---|
| | -40° F | -20° F | 0° F | 20° F | 40° F | -40° F | -20° F | 0° F | 20° F | 40° F |
| A-AS 3 105 | 0.5 | 0.8 | 1.4 | 2.1 | 3.0 | 0.4 | 0.6 | 1.2 | 1.6 | 2.0 |
| A-AS 3 146 | .72 | 1.1 | 1.8 | 2.8 | 4.0 | 0.4 | 0.7 | 1.5 | 2.0 | 2.6 |
| A-AS 5 97 | 1.3 | 2.0 | 3.3 | 5.1 | 7.3 | 0.8 | 1.3 | 2.7 | 3.6 | 4.6 |
| A-AS 5 137 | 1.3 | 2.0 | 3.3 | 5.1 | 7.3 | 0.8 | 1.3 | 2.7 | 3.6 | 4.6 |
| A-AS 6 139 | 2.1 | 3.3 | 5.3 | 8.3 | 11.8 | 1.4 | 2.1 | 4.4 | 5.9 | 7.6 |
| A-AS 6 2513 | | | 12.8 | 20.8 | 28.5 | 3.3 | 5.1 | 10.7 | 14.2 | 18.2 |

| STD PKG | U/M | BERCOR NUMBER | DESCRIPTION | PC-1 EACH |
|---|---|---|---|---|
| 1 | EA | 94439 | AAS-3-105 5/8 10" SUCTION ACCUMULATOR | |
| 1 | EA | 94440 | AAS-3-146 3/4 14" SUCTION ACCUMULATOR | |
| 1 | EA | 94441 | AAS-5-97 7/8 9" SUCTION ACCUMULATOR | |
| 1 | EA | 94442 | AAS-5-137 7/8 13" SUCTION ACCUMULATOR | |
| 1 | EA | 94443 | AAS-6-139 1-1/8 13" SUCTION ACCUMULATOR | |
| 1 | EA | 94445 | AAS-6-2513 1-5/8 25" SUCTION ACCUMULATOR | |

# Spun Copper Service Drier



Designed for evacuating and charging refrigeration systems, these driers are approved for systems not originally equipped with high side valve bodies. Gauges attach to high and low sides.

| Model No. | Inlet Tube Size (In.) | Outlet Tube Size (In.) | Diameter (In.) | Overall Length (In.) | Tonnage | |
|---|---|---|---|---|---|---|
| | | | | | R-12/R-134a | R-22 |
| 620 | 5/16 OD / 1/4 ID | .127/.130 Cap Tube | 1 | 9-1/2 | 1 | 2 |
| MMS80 | 1/4 OD / 3/16 ID | 1/4 OD / 3/16 ID | 3/4 | 7-3/8 | 1/3 | 1/2 |

| STD PKG | U/M | BERCOR NUMBER | DESCRIPTION | PC-1 1-9 | PC-2 10-24 | PC-3 25 |
|---|---|---|---|---|---|---|
| 25 | EA | 90446 | 620 DRIER | | | |
| 1 | PKG | 90450 | MMS80 DRIER 3 PACK | | | |
| 100 | EA | 94090 | MMS80(032402-00) 1/4 INCH COPPER SPUN DRIER W/ PLASTIC CAPS | | | |

# LAC Head Pressure Control Valves

## Low Ambient Control



### Three-way modulating valves

- LAC-4 responds to discharge pressure
- LAC-5, -10 respond to receiver pressure

| Refrigerant | R-22 | | | | | | | | | | | | | | |
|---|---|---|---|---|---|---|---|---|---|---|---|---|---|---|---|
| Min. Ambient Temp. (° F) | -20 | | | | | 0 | | | | | 20 | | | | |
| Pressure Drop (psi) | 2 | 5 | 10 | 15 | 20 | 2 | 5 | 10 | 15 | 20 | 2 | 5 | 10 | 15 | 20 |
| LAC-4 | 2.49 | 3.89 | 5.44 | 6.59 | 7.54 | 2.68 | 4.20 | 5.86 | 7.10 | 8.12 | 2.93 | 4.59 | 6.40 | 7.75 | 8.86 |
| LAC-5 | 4.43 | 6.98 | 9.84 | 12.0 | 13.8 | 4.77 | 7.52 | 10.6 | 12.9 | 14.9 | 5.20 | 8.21 | 11.6 | 14.1 | 16.2 |
| LAC-10 | 10.6 | 16.4 | 22.8 | 27.6 | 31.4 | 11.3 | 17.6 | 24.5 | 29.5 | 33.6 | 12.3 | 19.1 | 26.5 | 31.9 | 36.3 |
| **Refrigerant** | **R-134a** | | | | | | | | | | | | | | |
| LAC-4 | 2.07 | 3.23 | 6.40 | 7.75 | 8.86 | 2.25 | 3.51 | 4.88 | 5.88 | 6.69 | 2.50 | 3.89 | 5.41 | 6.51 | 7.40 |
| LAC-5 | 3.69 | 5.82 | 11.6 | 14.1 | 16.2 | 4.01 | 6.31 | 8.87 | 10.8 | 12.4 | 4.44 | 6.99 | 9.82 | 12.0 | 13.7 |
| LAC-10 | 8.82 | 13.7 | 26.5 | 31.9 | 36.3 | 9.54 | 14.8 | 20.4 | 24.4 | 27.6 | 10.5 | 16.3 | 22.4 | 26.8 | 30.3 |
| **Refrigerant** | **R-404A** | | | | | | | | | | | | | | |
| LAC-4 | 1.78 | 2.79 | 3.91 | 4.74 | 5.43 | 1.90 | 2.98 | 4.17 | 5.05 | 5.78 | 2.06 | 3.22 | 4.50 | 5.45 | 6.24 |
| LAC-5 | 3.17 | 5.01 | 7.06 | 8.61 | 9.91 | 3.38 | 5.33 | 7.51 | 9.17 | 10.6 | 3.64 | 5.75 | 8.11 | 9.90 | 11.4 |
| LAC-10 | 7.59 | 11.8 | 16.5 | 19.9 | 22.7 | 8.05 | 12.5 | 17.5 | 21.1 | 24.0 | 8.65 | 13.5 | 18.7 | 22.6 | 25.7 |
| **Refrigerant** | **R-507** | | | | | | | | | | | | | | |
| LAC-4 | 1.75 | 2.75 | 3.84 | 4.66 | 5.34 | 1.88 | 2.95 | 4.13 | 5.01 | 5.73 | 2.05 | 3.21 | 4.48 | 5.44 | 6.22 |
| LAC-5 | 3.12 | 4.92 | 6.94 | 8.47 | 9.74 | 3.34 | 5.28 | 7.44 | 9.08 | 10.5 | 3.63 | 5.73 | 8.08 | 9.87 | 11.4 |
| LAC-10 | 7.45 | 11.6 | 16.2 | 19.6 | 22.3 | 7.96 | 12.4 | 17.3 | 20.8 | 23.8 | 8.61 | 13.4 | 18.6 | 22.5 | 25.6 |

| STD PKG | U/M | BERCOR NUMBER | DESCRIPTION | PC-1 EACH |
|---|---|---|---|---|
| 1 | EA | 94163 | LAC-5-100 100 PSI 5/8" HEAD PRESS CONTROL VALVE | |
| 1 | EA | 94165 | LAC-4-180 1/2 IN 180 PSI HEAD PRESSURE REG VALVE | |
| 1 | EA | 94167 | LAC-10-180 1 1/8" 180 PSI HEAD PRESS CONTROL VALVE | |
| 1 | EA | 94168 | LAC-5-210 5/8 ODF 210 PSI HEAD PRESSURE CONTROL VALVE | |
| 1 | EA | 94169 | LAC-4-210 3/8 ODF R404 HEADMASTER PRESSURE CONTROL 903005P VAL | |

# ORIT Evaporator Pressure Regulating Valve



- Adjustable: easy to tune to the exact system requirements
- Hermetic construction: no gasket or seals to leak
- Brass and copper construction: excellent corrosion resistance
- Inlet pressure tap: service and system friendly
- Inlet strainer: eliminates fouling by foreign debris
- Open on rise of inlet pressure
- Brass bellows element
- Copper ODF solder connection
- Brass SAE flare connection

| Valve Type and Adj Range | Evaporator Design Temp (° F) | Saturation Pressure-psig Refrigerant | | | | Refrigerant | | | | | | | | | | | | | | | |
|---|---|---|---|---|---|---|---|---|---|---|---|---|---|---|---|---|---|---|---|---|---|
| | | 22 | 134a | 404A | 507 | 22 | | | | 134a | | | | 404A | | | | 507 | | | |
| | | | | | | Pressure Drop Across Valve - psi | | | | | | | | | | | | | | | |
| | | | | | | 2 | 5 | 10 | 20 | 2 | 5 | 10 | 20 | 2 | 5 | 10 | 20 | 2 | 5 | 10 | 20 |
| ORIT-6 | 40 | 68.6 | 35.0 | 85.7 | 89.8 | 1.27 | 1.90 | 2.45 | 2.80 | 0.94 | 1.35 | 1.57 | 1.57 | 1.11 | 1.67 | 2.18 | 2.56 | 1.09 | 1.65 | 2.16 | 2.57 |
| | 30 | 54.9 | 26.1 | 69.7 | 73.3 | 1.14 | 1.69 | 2.13 | 2.31 | 0.82 | 1.15 | 1.26 | 1.26 | 0.98 | 1.47 | 1.88 | 2.10 | 0.97 | 1.45 | 1.87 | 2.13 |
| | 20 | 43.1 | 18.4 | 55.7 | 58.8 | 1.02 | 1.49 | 1.82 | 1.89 | 0.72 | 0.96 | 1.00 | 1.00 | 0.87 | 1.28 | 1.60 | 1.70 | 0.86 | 1.27 | 1.60 | 1.72 |
| | 10 | 32.9 | 12.0 | 43.5 | 46.2 | 0.90 | 1.29 | 1.51 | 1.52 | 0.61 | 0.78 | 0.79 | 0.79 | 0.76 | 1.10 | 1.33 | 1.36 | 0.75 | 1.10 | 1.34 | 1.38 |
| | 0 | 24.0 | 6.5 | 33.0 | 35.2 | 0.79 | 1.11 | 1.22 | 1.22 | 0.52 | 0.62 | 0.62 | 0.62 | 0.66 | 0.93 | 1.07 | 1.07 | 0.65 | 0.93 | 1.09 | 1.09 |
| | -10 | 16.5 | 2.0 | 24.0 | 25.8 | 0.69 | 0.93 | 0.98 | 0.98 | 0.43 | 0.48 | 0.48 | 0.48 | 0.57 | 0.78 | 0.84 | 0.84 | 0.56 | 0.78 | 0.86 | 0.86 |
| | -20 | 10.2 | — | 16.3 | 17.8 | 0.60 | 0.76 | 0.77 | 0.77 | — | — | — | — | 0.48 | 0.64 | 0.66 | 0.66 | 0.48 | 0.64 | 0.67 | 0.67 |
| | -30 | 4.9 | — | 9.9 | 11.1 | 0.51 | 0.60 | 0.60 | 0.60 | — | — | — | — | 0.40 | 0.50 | 0.50 | 0.50 | 0.40 | 0.51 | 0.52 | 0.52 |
| | -40 | 0.6 | — | 4.6 | 5.5 | 0.42 | 0.46 | 0.46 | 0.46 | — | — | — | — | 0.33 | 0.38 | 0.38 | 0.38 | 0.33 | 0.39 | 0.39 | 0.39 |

| STD PKG | U/M | BERCOR NUMBER | DESCRIPTION | PC-1 EACH |
|---|---|---|---|---|
| 1 | EA | 94160 | ORIT-6 30/100 7/8 EVAP PRESS REG 901180P VALVE | |

# CROT Crankcase Pressure Regulating Valves



The crankcase pressure regulating valves are designed to prevent overloading of the compressor motor by limiting the crankcase pressure during and after a defrost cycle or after a normal shutdown period. When properly installed in the suction line, these valves automatically throttle the vapor flow from the evaporator until the comperssor can handle the load.

- Close on rise of outlet pressure
- Pressure tap on outlet connection

| Type and Adjustment Range | Design Evaporator Temp(° F) | Saturated Suction Pressure - psig | Pressure Crop Across valve (psi) | | | | | | | | | | | | | | | | | |
|---|---|---|---|---|---|---|---|---|---|---|---|---|---|---|---|---|---|---|---|---|
| | | | .5 | | | | | | 1 | | | | | | 2 | | | | | |
| | | | Valve Settings (psig) | | | | | | | | | | | | | | | | | |
| | | | 10 | 20 | 30 | 40 | 50 | 60 | 10 | 20 | 30 | 40 | 50 | 60 | 10 | 20 | 30 | 40 | 50 | 60 |
| CRO(T)-6 0/60 | **Refrigerant** | | **R-22** | | | | | | | | | | | | | | | | | |
| | -40 | 0.6 | 0.26 | 0.39 | 0.52 | 0.64 | 0.64 | 0.64 | 0.36 | 0.54 | 0.72 | 0.89 | 0.89 | 0.89 | 0.46 | 0.71 | 0.97 | 1.21 | 1.21 | 1.21 |
| | -20 | 10.2 | — | 0.36 | 0.52 | 0.69 | 0.84 | 0.84 | — | 0.49 | 0.72 | 0.96 | 1.18 | 1.18 | — | 0.66 | 0.97 | 1.32 | 1.62 | 1.62 |
| | -10 | 16.5 | — | 0.29 | 0.47 | 0.66 | 0.84 | 0.95 | — | 0.39 | 0.66 | 0.92 | 1.18 | 1.34 | — | 0.52 | 0.90 | 1.27 | 1.65 | 1.85 |
| | 0 | 24.0 | — | — | 0.38 | 0.59 | 0.80 | 1.01 | — | — | 0.52 | 0.82 | 1.12 | 1.42 | — | — | 0.71 | 1.13 | 1.55 | 1.97 |
| | 10 | 32.8 | — | — | — | 0.45 | 0.69 | 0.92 | — | — | — | 0.63 | .96 | 1.30 | — | — | — | 0.86 | 1.33 | 1.81 |
| | 20 | 43.1 | — | — | — | — | 0.50 | 0.76 | — | — | — | — | .70 | 1.07 | — | — | — | — | 0.96 | 1.48 |
| | 30 | 55.0 | — | — | — | — | — | 0.50 | — | — | — | — | — | 0.70 | — | — | — | — | — | 0.96 |
| | **Refrigerant** | | **R-134a** | | | | | | | | | | | | | | | | | |
| | -40 | 14.7 | 0.23 | 0.31 | 0.39 | 0.40 | 0.40 | 0.40 | 0.29 | 0.41 | 0.53 | 0.55 | 0.55 | 0.55 | 0.35 | 0.51 | 0.68 | 0.71 | 0.71 | 0.71 |
| | -20 | 3.6 | 0.25 | 0.37 | 0.48 | 0.56 | 0.56 | 0.56 | 0.34 | 0.50 | 0.66 | 0.78 | 0.78 | 0.78 | 0.43 | 0.66 | 0.88 | 1.05 | 1.05 | 1.05 |
| | -10 | 2.0 | 0.25 | 0.38 | 0.51 | 0.64 | 0.65 | 0.65 | 0.34 | 0.52 | 0.71 | 0.89 | 0.91 | 0.91 | 0.43 | 0.69 | 0.95 | 1.21 | 1.24 | 1.24 |
| | 0 | 6.5 | 0.22 | 0.37 | 0.52 | 0.67 | 0.76 | 0.76 | 0.30 | 0.51 | 0.73 | 0.94 | 1.05 | 1.05 | 0.38 | 0.68 | 0.98 | 1.28 | 1.45 | 1.45 |
| | 10 | 12.0 | — | 0.34 | 0.51 | 0.69 | 0.85 | 0.87 | — | 0.46 | 0.71 | 0.95 | 1.19 | 1.21 | — | 0.62 | 0.95 | 1.30 | 1.64 | 1.67 |
| | 20 | 18.4 | — | 0.26 | 0.45 | 0.65 | 0.84 | 0.99 | — | 0.35 | 0.63 | 0.90 | 1.18 | 1.38 | — | 0.47 | 0.85 | 1.24 | 1.63 | 1.92 |
| | 30 | 26.1 | — | — | 0.35 | 0.56 | 0.78 | 1.01 | — | — | 0.48 | 0.79 | 1.10 | 1.41 | — | — | 0.64 | 1.08 | 1.52 | 1.96 |
| | 40 | 35.0 | — | — | — | 0.42 | 0.67 | 0.71 | — | — | — | 0.58 | 0.93 | 0.99 | — | — | — | 0.79 | 1.28 | 1.38 |
| | **Refrigerant** | | **R-404A** | | | | | | | | | | | | | | | | | |
| | -40 | 4.6 | 0.16 | 0.26 | 0.36 | 0.46 | 0.49 | 0.49 | 0.22 | 0.36 | 0.50 | 0.63 | 0.68 | 0.68 | 0.28 | 0.48 | 0.67 | 0.86 | 0.94 | 0.94 |
| | -20 | 16.3 | — | 0.20 | 0.33 | 0.46 | 0.60 | 0.67 | — | 0.28 | 0.46 | 0.62 | 0.85 | 0.93 | — | 0.37 | 0.63 | 0.89 | 1.17 | 1.30 |
| | -10 | 24.0 | — | — | 0.27 | 0.42 | 0.58 | 0.72 | — | — | 0.37 | 0.59 | 0.81 | 1.01 | — | — | 0.51 | 0.81 | 1.13 | 1.40 |
| | 0 | 33.0 | — | — | — | 0.33 | 0.51 | 0.67 | — | — | — | 0.45 | 0.71 | 0.94 | — | — | — | 0.62 | 0.99 | 1.30 |
| | 10 | 43.5 | — | — | — | — | 0.38 | 0.55 | — | — | — | — | 0.52 | 0.78 | — | — | — | — | 0.72 | 1.08 |
| | 20 | 55.7 | — | — | — | — | — | 0.36 | — | — | — | — | — | 0.50 | — | — | — | — | — | 0.68 |
| | **Refrigerant** | | **R-507** | | | | | | | | | | | | | | | | | |
| | -40 | 5.5 | 0.15 | 0.25 | 0.35 | 0.44 | 0.49 | 0.49 | 0.21 | 0.35 | 0.48 | 0.62 | 0.68 | 0.68 | 0.26 | 0.46 | 0.65 | 0.85 | 0.93 | 0.93 |
| | -20 | 17.8 | — | — | 0.31 | 0.44 | 0.57 | 0.66 | — | — | 0.43 | 0.62 | 0.80 | 0.93 | — | — | 0.59 | 0.85 | 1.10 | 1.29 |
| | -10 | 25.8 | — | — | 0.24 | 0.39 | 0.54 | 0.69 | — | — | 0.33 | 0.54 | 0.75 | 0.97 | — | — | 0.45 | 0.75 | 1.04 | 1.35 |
| | 0 | 35.2 | — | — | — | 0.29 | 0.45 | 0.63 | — | — | — | 0.40 | 0.63 | 0.88 | — | — | — | 0.54 | 0.87 | 1.23 |
| | 10 | 46.2 | — | — | — | — | 0.30 | 0.50 | — | — | — | — | 0.42 | 0.71 | — | — | — | — | 0.58 | 0.98 |

| STD PKG | U/M | BERCOR NUMBER | DESCRIPTION | PC-1 EACH |
|---|---|---|---|---|
| 1 | EA | 94161 | CROT-6 0/60 5/8 CC PRESS REG VALVE | |
| 1 | EA | 94162 | CROT-6 0/60 7/8 CRANKCASE PRESS REG VALVE | |

# P66 Pressure Actuated Electronic Fan Speed Control



The P66 is a pressure actuated electronic motor speed controller. This control can be used with single phase permanent split capacitor and shaded pole motors which are approved by the motor and equipment manufacturer for speed control applications. By directly sensing pressure, this device electronically varies the speed of a fan motor.

Controlling head pressure in the condensing section of a refrigeration system is a common application. Typical applications include computer room air conditioning, commercial air conditioning, and commercial refrigeration.

P66 is a single phase control that can only be used with single phase motors. When using this control on a 3-phase system, the 24 volt control circuit and the line voltage must be on the same phase.

**Low Pressure Range:** 80 to 200 psig.
**Effective Throttling Range (ETR):** 30 psi
**High Pressure Range:** 140 to 350 psig
**Effective Throttling Range (ETR):** 60 psi
**Maximum Over Pressure:** 450 psig
**Control Voltage:** 24 VAC, 1 VA.

| STD PKG | U/M | BERCOR NUMBER | DESCRIPTION | PC-1 EACH |
|---|---|---|---|---|
| 1 | EA | 75374 | P66AAB-1C FAN SPEED CTL | |

# V46 Pressure Actuated Water Regulating Valves

## Commercial Type for Non-corrosive Refrigerants



The V46 is a pressure actuated modulating valve that is suitable for use either on closed or open systems. Direct acting valves open on pressure increase.

This type of valve is primarily used to regulate the flow of water or glycol to a water cooled condenser on a refrigeration system (ice machines, computer room air conditioning units, ice cream machines, and refrigeration cases).

Reverse acting valves open on pressure decrease and are generally used for bypass or heat pump applications.

- **Max. Water Supply Press.:** 150 PSIG
- **Max. Bellows Pressure:**
  R-12: 230 PSIG
  R-22: 320 PSIG
- **Max. Water Temp.:** 170° F
- **Valve Body:** 3/8"to 3/4"cast brass, 1"and larger cast iron with a special finish.

| Model No. | Pipe Size | Inlet and Outlet | Pressure Element Style | Service | Opening Point Adj. Range (PSIG) |
|---|---|---|---|---|---|
| V46AA-1 | 3/8" NPT | Threaded | 30"Capillary, 1/4" Flare Nut (45) | All Range | 70 to 260 |
| V46AB-1 | 1/2" NPT | Threaded | 30" Capillary, 1/4" Flare Nut (45) | All Range | 70 to 260 |
| V46AC-1 | 3/4" NPT | Threaded | 30" Capillary, 1/4" Flare Nut (45) | All Range | 70 to 260 |
| V46AD-1 | 1" NPT | Threaded | 30" Capillary, 1/4" Flare Nut (45) | All Range | 70 to 260 |
| V46AE-1 | 1-1/4" NPT | Threaded | 30" Capillary, 1/4" Flare Nut (45) | All Range | 70 to 260 |
| V46AR-1 | 1-1/2" | 4 Hole ASME Flange | 30" Capillary, 1/4" Flare Nut (45) | All Range | 70 to 260 |
| V46AS-2 | 2" | 4 Hole ASME Flange | 1/4" Male Flare Fitting (5) | R-22, R-502 | 160 to 260 |
| V46AC-26C | 3/4" NPT | Threaded | 1/4" Male Flare Fitting (5) | All Range | 70 to 260 |

| STD PKG | U/M | BERCOR NUMBER | DESCRIPTION | PC-1 EACH |
|---|---|---|---|---|
| 1 | EA | 75386 | V46AA-1C 3/8IN WATER REG VALVE | |
| 1 | EA | 75387 | V46AB-1C 1/2IN WATER REG VALVE | |
| 1 | EA | 75388 | V46AC-1C 3/4IN WATER REG VALVE | |
| 1 | EA | 75389 | V46AD-1C 1IN WATER REG VALVE | |
| 1 | EA | 75390 | V46AR-1C 1 1/2IN WATER REG VALVE | |
| 1 | EA | 75397 | V46AE-1C 1 1/4IN WATER REG VALVE | |
| 1 | EA | 75398 | V46AS-2C 2IN WATER REG VALVE | |
| 1 | EA | 75484 | V46AC-26C 3/4IN WATER REG VALVE | |

# P20 Series Air Conditioning/Pressure Cutout Control



The P20 Series are field replacement high and low pressure controls for non-corrosive refrigerants. They include a dust-tight contact unit with quick connect connectors, and a 6 in. capillary with 1/4 in. sweat section. The set point is screwdriver adjustable

- Accurate repeatability
- Compact size
- Trip-free manual reset

| Model No. | Switch Action | Range psig (kPa) | Differential psi (kPa) | Factory Setting psig (kPa) | | Max. Bellows Pressure psig (kPa) |
|---|---|---|---|---|---|---|
| | | | | Opens | Closes | |
| P20EB-2 | SPDT | 100 to 425 (690 to 2930) | 75 (483) Fixed | 400 (2758) | 324 (2275) | 450 (3103) |

| STD PKG | U/M | BERCOR NUMBER | DESCRIPTION | PC-1 1-9 | PC-2 10 |
|---|---|---|---|---|---|
| 1 | EA | 75371 | P20EB-2C 36IN CAP AIR CONDITIONING PRESSURE CONTROL | | |

# P28 Lube Oil Pressure Cutout Control

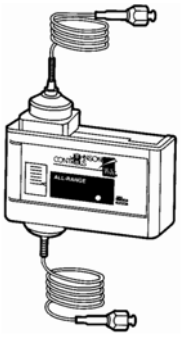

Series P28 provides dependable protection against major breakdowns on pressure lubricated refrigeration compressors by guarding against low tube oil pressure.

A built-in time delay switch, accurately compensated for ambient temperature, allows for pressure pick up on start and avoids nuisance shutdowns on pressure drops of short duration during the running cycle.

- Direct-reading scale indication.
- Adjustable setpoint
- Trip-free manual reset.
- Replacement timing relays available.
- Dust-tight contact enclosures.

| Model No. | Time Delay | Heater Circuit VAC | Type of Reset | Range* psig (kPa) | Refrigerant | Pressure Connection |
|---|---|---|---|---|---|---|
| P28AA-17 | 120 Sec. | 120/240 | Manual | 8 to 70 (55 to 483) | Non-corrosive all-range | 36" Cap. with 1/4" Flare Nut |

*Switch differential approximately 5 psi.

| STD PKG | U/M | BERCOR NUMBER | DESCRIPTION | PC-1 1-9 | PC-2 10 |
|---|---|---|---|---|---|
| 1 | EA | 75381 | P28AA-17C 120 SECOND OIL PROTECTION CONTROL | | |

# P45 Lube Oil Pressure Cutout Control

## For Use With Copeland Compressors



The P45 control provides dependable low lube oil cut-out for pressure lubricated refrigeration compressors. The factory set pressure setting provides operation to the compressor manufacturer's specification. A built-in time delay relay, compensated for ambient temperature, allows for pressure pick-up on start and avoids nuisance shut downs on short duration pressure losses during the running cycle.

- **Time Delay:** 120 seconds
- **Time Delay Heat Circuit**: 120/240 VAC
- **Pilot Duty**: 750 VA. 120/240 VAC
- **Range**: 7-60 psig
- **Max. Bellows Pressure:** 425psig (2930 kPa)
- **Refrigerant:** non-corrosive
- **Pressure Connection:** 36" Cap. with 1/4" flare nut
- **Manual Reset**
- **Factory Setting:** 9 psig (62 kPa)*

* Switch differential approximately 5 psi.

| STD PKG | U/M | BERCOR NUMBER | DESCRIPTION | PC-1 1-9 | PC-2 10 |
|---|---|---|---|---|---|
| 1 | EA | 75391 | P45NCA-12C 120 SECOND OIL PRESSURE CONTROL | | |

# P545 Electronic Lube Oil Control

## For Use With Copeland Compressors



The P545 control is designed for use on refrigeration compressors equipped with an oil pump that accepts a single-point differential pressure switch. Front-mount LEDs indicate the status of the lubrication system, and a user-selectable, minimum-off delay can be set to minimize compressor short cycling.

Single-pole Double-Throw (SPDT) relay contacts for liquid line solenoid and alarm applications allow liquid line solenoid to be closed if the P545 control shuts off the compressor due to low oil pressure; provides alarm indication, including circuits that use neon lights. Built-in test circuit verifies proper control operation quickly.

Jumper-selectable anti-short cycle time delays provide for a wide range of anti-short cycle strategies that meet most equipment requirements.

**Time Delay:** 120 seconds
**Refrigerant**: non-corrosive
**Power Requirements**: 120 or 240 VAC

| STD PKG | U/M | BERCOR NUMBER | DESCRIPTION | PC-1 EACH |
|---|---|---|---|---|
| 1 | EA | 75236 | P545NCB-22C ELECTRONIC LUBE OIL CONTROL | |

JOHNSON CONTROLS

# P70 Series Pressure Controls

## Single Pole Low Pressure



P70 controls are for air conditioning and refrigeration applications. They control air, water, and oil pressure. The P70 Series of controls employs a set of SPST contacts that are opened and closed from the pressure actuated bellows. The load-carrying contacts provide direct control of AC motors within the control rating.

- Full adjustability through all pressure ranges.
- Minimum differential.
- Manual reset models are "trip-free".

| Model No. | Switch Action | Range PSIG(kPa) | Differential PSI(kPa) | Pressure Connector | Limited Knob Adjustment | Max. Bellows Pressure PSIG(kPa) |
|---|---|---|---|---|---|---|
| **"All Range" For R-12, R-22, R-500, R-502** | | | | | | |
| P70AB-1[1] | Close High<br>Open Low | 20" to 100<br>(-68 to 690) | Min. 7 (48)<br>Max. 50(345) | 1/4" Male<br>Flare Conn. | Cutoff‡ | 325<br>(2241) |
| P70AB-2[2] | Close High<br>Open Low | 20" to 100<br>(-68 to 690) | Min. 6 (41)<br>Max. 50 (345) | 36" Cap. with<br>1/4" Flare Nut | Cutoff‡ | 325<br>(2241) |
| P70CA-1[3] | Open High<br>Close Low | 20" to 100<br>(-68 to 690) | Min. 6 (41)<br>Max. 50 (345) | 36" Cap. with<br>1/4" Flare Nut | None | 325<br>(2241) |

[1] Replaces Ranco 010-1401, 010-1831

[2] Replaces Ranco 010-1483

[3] Replaces Ranco 011-3099

‡ Adjusting knob supplied on differential (low side cutout setting) to limit adjustment 5 PSI (34kPa) above or below.

| STD PKG | U/M | BERCOR NUMBER | DESCRIPTION | PC-1 1-9 | PC-2 10 |
|---|---|---|---|---|---|
| 1 | EA | 75375 | P70AB-2C CLOSE HIGH:OPEN LOW PSIG 20 TO 100 PRESSURE CONTROL | | |
| 1 | EA | 75384 | P70CA-1C SPST PRESSURE CONTROL | | |
| 1 | EA | 75473 | P70AB-1C SPST PRESSURE CONTROL | | |

JOHNSON CONTROLS

# P70 Series Pressure Controls

## Single Pole High Pressure



P70 controls are for air conditioning and refrigeration applications. They control air, water, and oil pressure. The P70 Series of controls employs a set of SPST contacts that are opened and closed from the pressure actuated bellows. The load-carrying contacts provide direct control of AC motors within the control rating.

- Full adjustability through all pressure ranges.
- Minimum differential.
- A variety of pressure connection styles are available
- Manual reset models are "trip-free".

| Model No. | Switch Action | Range PSIG(kPa) | Differential PSI(kPa) | Pressure Connector | Max. Bellows Pressure PSIG(kPa) |
|---|---|---|---|---|---|
| **Head Pressure Fan Cycling** | | | | | |
| P70AA-118* | Close High<br>Open Low | 100 to 400<br>(690 to 2758) | Min. 35 (241)<br>Max. 200 (1379) | 36" Cap. with<br>1/4" Flare Nut | 500<br>(3447) |
| **"All Range" for R-12, R-22, R-500, R-502** | | | | | |
| P70CA-3 | Open High<br>Close Low | 50 to 450<br>(345 to 3103) | Min. 60 (414)<br>Max. 150 (1034) | 36" Cap. with<br>1/4" Flare Nut | 475<br>(3275) |
| P70DA-1 | Open High<br>Close Low | 50 to 450<br>(345 to 3103) | Lockout (Requires Manual Reset) | 36" Cap. with<br>1/4" Flare Nut | 475<br>(3275) |
| **"All Range" for R-410A** | | | | | |
| P70AA-400 | Condenser Fan Cycling<br>Open Low | 100 to 470<br>(689 to 3241) | Adjustable 35 to 200<br>(241 to 1379) | 36" Cap. with<br>1/4" Flare Nut | 690 |
| P70DA-400 | Open High | 200 to 610<br>(1379 to 4206) | Manual Reset Lockout | 36" Cap. with<br>1/4" Flare Nut | 690 |

| STD PKG | U/M | BERCOR NUMBER | DESCRIPTION | PC-1 1-9 | PC-2 10 |
|---|---|---|---|---|---|
| 1 | EA | 75232 | P70AA-400C ADJUSTABLE ON/OFF R410A PRESSURE CONTROL | | |
| 1 | EA | 75233 | P70DA-400C R410A ADJUSTABLE ON/OFF PRESSURE CONTROL | | |
| 1 | EA | 75253 | P70DA-1C PRESSURE CONTROL | | |
| 1 | EA | 75382 | P70AA-118C SPST FAN CYCLING PRESSURE CONTROL | | |
| 1 | EA | 75383 | P70CA-3C SPST PRESSURE CONTROL | | |

JOHNSON CONTROLS

# P70 Series Pressure Controls

## Single Pole Dual Pressure



P70 controls are for air conditioning and refrigeration applications. They control air, water, and oil pressure. The P70 Series of controls employs a set of SPST contacts that are opened and closed from the pressure actuated bellows. The load-carrying contacts provide direct control of AC motors within the control rating.

- Full adjustability through all pressure ranges.
- Minimum differential.
- A variety of pressure connection styles are available
- Manual reset models are "trip-free".

| Model No. | Switch Action | Low Press. PSIG(kPa) | | High Press. PSIG (kPa) | | Pressure Connector | Limited Knob Adj. | Max. Bellows Press. PSIG(kPa) |
|---|---|---|---|---|---|---|---|---|
| | | Range | Differential | Range | Diff. (Non-Adj.) | | | |
| **Micro-Set for R-12, R-22, R-500, R-502** | | | | | | | | |
| P70LB-6C[1] | SPST | 12" to 80 (-41 to 345) | Min. 5 (41) Max. 35 (241) | 100 to 425 (690 to 2930) | Under 300 PSIG 55 PSI, Over 300 PSIG 65 PSI | 36" Cap. w/ 1/4" Flare Nut | Cutout* | 500 Low (3447) 475 High (3275) |
| **"All Range" for R-12, R-22, R-500, R-502** | | | | | | | | |
| P70LB-1C[2] | SPST | 20" to 100 (-68 to 690) | Min. 6 (41) Max. 50 (345) | 100 to 425 (690 to 2930) | Under 300 PSIG 55 PSI, Over 300 PSIG 65 PSI | 36" Cap. w/ 1/4" Flare Nut | Cutout* | 325 Low (2241) 450 High (3103) |
| P70SA-1C[3] | SPST | 20" to 100 (-68 to 690) | Min. 6 (41) Max. 5 (345) | 100 to 425 (690 to 2930) | Lockout (Requires Manual Reset) | 36" Cap. w/ 1/4" Flare Nut | None | 325 Low (2241) 450 High (3103) |
| P70NA-1C[4] | SPST | 20" to 100 (-68 to 690) | Lockout (Manual Reset) | 100 to 425 (690 to 2930) | Lockout (Requires Manual Reset) | 36" Cap. w/ 1/4" Flare Nut | None | 325 Low (2241) 450 High (3103) |

[1] Replaces Ranco 012-1505, 012-1506, 012-1554

[2] Replaces Ranco 012-1549

[3] Replaces Ranco 012-4834 4

[4] Replaces Ranco 012-1594

* Adjusting knob supplied on differential (low side cutout setting) to limit adjustment 5 PSI (34kPa) above or below.

| STD PKG | U/M | BERCOR NUMBER | DESCRIPTION | PC-1 1-9 | PC-2 10 |
|---|---|---|---|---|---|
| 1 | EA | 75261 | P70LB-6C SPST PRESSURE CONTROL | | |
| 1 | EA | 75262 | P70NA-1C SPST PRESSURE CONTROL | | |
| 1 | EA | 75376 | P70LB-1C SPST DUAL PRESSURE CONTROL | | |
| 1 | EA | 75385 | P70MA-1C SPST DUAL PRESSURE CONTROL | | |

# P170 Series Pressure Controls



P70 controls are for air conditioning and refrigeration applications. They control air, water, and oil pressure. The P70 Series of controls employs a set of SPST contacts that are opened and closed from the pressure actuated bellows. The load-carrying contacts provide direct control of AC motors within the control rating.

- Full adjustability through all pressure ranges.
- Minimum differential.
- A variety of pressure connection styles are available
- Manual reset models are "trip-free".

| Model No. | Switch Action | Low Press. PSIG(kPa) | | High Press. PSIG (kPa) | | Pressure Connector | Limited Knob Adj. | Max. Bellows Press. PSIG(kPa) |
|---|---|---|---|---|---|---|---|---|
| | | Range | Differential | Range | Diff. (Non-Adj.) | | | |
| P170AA-118C | SPST | — | Min. 35 (241) Max. 200 (1379) | 100 to 400 (690 to 2758) | — | 1/4" Male Flare Conn. | Cutout | 475 (3275) |
| P170AB-12C | SPST | 12" to 80 (-41 to 551) | Min. 5 (34) Max. 35 (241) | — | — | 1/4" Male Flare Conn. | Cutout | 525 (3617) |
| P170LB-1* | SPST | 20"to 100 (-68 to 690) | Min. 7 (48) Max. 50 (345) | 100 to 500 (690 to 3447) | Fixed Approx. 65 (448) | 1/4" Male Flare Conn. | Cutout | 325 Low (2241) 525 High (3620) |
| P170LB-6* | SPST | 12" to 80 (-41 to 552) | Min. 35 (241) Max. 200 (1379) | 100 to 400 (690 to 2758) | Fixed Approx. 65 (448) | 1/4" Male Flare Conn. | Cutout | 475 (3275) |

| STD PKG | U/M | BERCOR NUMBER | DESCRIPTION | PC-1 1-9 | PC-2 10 |
|---|---|---|---|---|---|
| 1 | EA | 75401 | P170AA-118C 100/400#PSIG 5BU DIFF ADJ .35/200# PRESSURE CONTROL | | |
| 1 | EA | 75400 | P170AB-12C PRESSURE CONTROL | | |
| 1 | EA | 75405 | P170LB-1C 20IN/100 PSIG PRESSURE CONTROL | | |
| 1 | EA | 75406 | P170LB-6C 80 PSIG LS 5 BU RANGE 100/425 PSIG PRESSURE CONTROL | | |

# SEC99A UltraCap Armored Capillary



The SEC99A UltraCap Armored Capillary is designed for use as a pressure connection in refrigeration and air-conditioning applications. This small orifice capillary minimizes pressure pulsation, and the brass armor sleeve improves resistance to abrasion caused by vibration. The copper capillary inside the armored sleeve allows no effusion of refrigerant to the environment.

## Fittings

- Straight: 1/4 inch female flare connector with Schrader depressor.
- 90° Elbow: 1/4 inch female flare connect with Schrader depressor.
- Material: Forged brass nut with copper stem.
- UL Recognized: File SA9457, CCN SFCS2
- UL Recognized for Canada: SA9457, CCNSFCS8

## Specifications

| Model Number | Description | Capillary Diameters (In.) | Temp. Range | Burst Pressure | Max. Working Pressure | Suggested Torque to Seal |
|---|---|---|---|---|---|---|
| SEC99AA24C | Two straight fittings Length: 24 In. | Inside: 0.062 Outside: 0.125 | -50 to 350 F | 3000 psig ( 20685 kPa) | 600 psig (4137 kPa) | 8 to 10 lb. Ft. |
| SEC99AB24C | One straight and one 90 degree fitting Length: 24 In. | | | | | |
| SEC99AB-60C | One straight and one 90 degree fitting Length: 60 In. | | | | | |

| STD PKG | U/M | BERCOR NUMBER | DESCRIPTION | PC-1 EACH |
|---|---|---|---|---|
| 1 | EA | 75338 | SEC99AB-60C 60IN ECO SAFE HOSE | |
| 1 | EA | 75237 | SEC99AA-24C 24IN TWO STRAIGHT FITTINGS SAFE HOSE | |
| 1 | EA | 75238 | SEC99AB-24C 24IN ONE STRAIGHT & ONE 90 FITTING SAFE HOSE | |

# P100 Encapsulated Pressure Switches



P100 switches are encapsulated, nonadjustable, SPST, direct mount controls for use with noncorrosive refrigerants. The controls are available with automatic reset in both open low and open high configurations and manual reset with open high action. Typical applications include low limit, high limit, and fan cycling control in commercial refrigeration, ice machines, and food service equipment.

- Compact size and light weight allow for direct mounting.
- Use with all non-corrosive refrigerants.
- 1/4 in. female flare fitting with built-in Schrader type depressor is standard.
- Encapsulated switch, dust tight.
- Trip-free manual reset (manual reset models) ¾contacts cannot be overridden by continued depression of the reset button.

| Model No. | Switch Action | Application | Setting PSIG(kPa) | | Robertshaw |
|---|---|---|---|---|---|
| | | | Opens | Closes | |
| P100AC-1C | Open on Fall | Low Cutout | 5 (34) | 20 (138) | — |
| P100AP-201C | Open on Fall | Low Cutout | 10 (69) | 32 (221) | 3100-050 |
| P100AP-2C | Open on Fall | Low Cutout | 35 (241) | 60 (414) | 3100-004 |
| P100AP-3C | Open on Fall | Fan Cycling | 150 (1034) | 225 (1551) | — |
| P100AP-4C | Open on Fall | Fan Cycling | 170 (1172) | 250 (1724) | — |
| P100AP-332C | Open on Fall | Fan Cycling | 300 (2068) | 400 (2758) | — |
| P100CC-9C | Open on Rise | High Cutout | 275 (1896) | 175 (1207) | — |
| P100CP-1C | Open on Rise | High Cutout | 400 (2758) | 300 (2068) | 3100-151 |
| P100CP-2C | Open on Rise | High Cutout | 425 (2930) | 325 (2241) | 3100-100 |
| P100CP-85C | Open on Rise | High Cutout | 665 (4585) | 565 (3896) | — |
| P100DA-1C | Open on Rise | High Limit | 410 (2827) | Lockout Manual Reset | 3100-103 |
| P100DA-2C | Open on Rise | High Limit | 475 (3275) | Lockout Manual Reset | 3100-106 |
| P100DA-81C | Open on Rise | High Limit | 630 (4344) | Lockout Manual Reset | — |
| P100DA-86C | Open on Rise | High Limit | 575 (3964) | Lockout Manual Reset | — |
| P100DC-3C* | Open on Rise | High Limit | 375 (2586) | Lockout Manual Reset | — |

* Includes conduit box with opening for 1/2 inch conduit connector.

| STD PKG | U/M | BERCOR NUMBER | DESCRIPTION | PC-1 1-9 | PC-2 10 |
|---|---|---|---|---|---|
| 1 | EA | 75255 | P100AC-1C OPEN 5/CLOSES 20 LOW CUTOUT PRESSURE SWITCH | | |
| 1 | EA | 75488 | P100AP-201C OPEN 10/CL 32 LOW CUTOUT PRESSURE CONTROL | | |
| 1 | EA | 75800 | P100AP-2C OPEN/35 CL/60 LOW CUTOUT PRESSURE CONTROL | | |
| 1 | EA | 75801 | P100AP-3C OPEN 150/CL 225 FAN CYCLE PRESSURE SWITCH | | |
| 1 | EA | 75802 | P100AP-4C OPEN 170/CL 250 FAN CYCLE PRESSURE SWITCH | | |
| 1 | EA | 75234 | P100AP-332C R410A NON ADJUSTABLE ON/OFF PRESSURE SWITCH | | |
| 1 | EA | 75257 | P100CC-9C OPEN 275/CLOSE 175 HIGH CUTOUT PRESSURE SWITCH | | |
| 1 | EA | 75803 | P100CP-1C OPEN 400/CL 300 AUTO RESET PRESSURE CONTROL | | |
| 1 | EA | 75804 | P100CP-2C OPEN 425/CL 325 AUTO RESET PRESSURE CONTROL | | |
| 1 | EA | 75312 | P100CP-85C OPENS 665/CLOSES 565 HIGH CUTOUT PRESSURE SWITCH | | |
| 1 | EA | 75448 | P100DA-1C 410# OPENS ON RISE MANUAL RESET PRESSURE CONTROL | | |
| 1 | EA | 75449 | P100DA-2C 475# OPENS ON RISE MANUAL RESET PRESSURE CONTROL | | |
| 1 | EA | 75313 | P100DA-81C OPENS 630 LOCKOUT MANUAL RESET PRESSURE SWITCH | | |
| 1 | EA | 75314 | P100DA-86C OPENS 575 LOCKOUT MANUAL RESET PRESSURE SWITCH | | |
| 1 | EA | 75254 | P100DC-3C OPEN 375 MANUAL RESET HIGH LIMIT PRESSURE SWITCH | | |

# Fixed Setting Pressure Control



- Small size allows direct mounting on tubing
- Tamper proof construction
- U.L. recognized safety control

| Open Pressure | Reset Pressure | STD PKG | U/M | BERCOR NUMBER | DESCRIPTION | PC-1 EACH |
|---|---|---|---|---|---|---|
| 400 | 280 | 1 | EA | 94468 | 43330/33322 FIXED SETTING HIGH PRESSURE CUT-OUTS, AUTO RESET | |
| 25 | 65 | 1 | EA | 94469 | 43347 /33336 FIXED SETTING LOW PRESSURE CONTROL, AUTO RESET | |

# Condensor Fan Cycling Switch

## Close on Pressure Rise



- 1/4" female flare SAE mounting
- Direct mounting on tubing
- Close: 275 psi
- Open: 210 psi
- 18" blue XLP wire, 1/2 inch stripped ends
- UL & CSA recognized

| STD PKG | U/M | BERCOR NUMBER | DESCRIPTION | PC-1 EACH |
|---|---|---|---|---|
| 1 | EA | 92592 | 43306 1/4"FF SAE MOUNT 201-275 CONDENSER FAN CYCLING SWITCH | |

# RANCO Low Pressure Controls

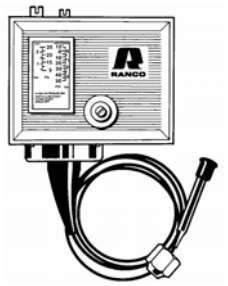

- NEMA 1 enclosure with non-conductive cover.
- Front-located captive cover screw.
- Super Cap® capillary protection system.
- Universal mounting and compact design.
- Laser-welded bellows for extended life.

**Auto Reset**

| Switch Action | Pressure Range | Connection | STD PKG | U/M | BERCOR NUMBER | DESCRIPTION | PC-1 EACH |
|---|---|---|---|---|---|---|---|
| SPST Opens on Low | 12"-50 Lb. | 36" Cap. Flare Nut | 1 | EA | 93452 | O10-1402 LOW PRESS CONTROL | |
| SPST Opens on Low | 10"-100 Lb. | 36" Cap.1/4" Flare Nut | 1 | EA | 93453 | O10-1483 LOW PRESS CONTROL | |
| SPDT Opens High or Low | 10"-100 Lb. | 36" Cap. Flare Nut | 1 | EA | 93455 | O16-527 LOW PRESS CONTROL | |
| SPDT Open or Close on Rise | 10"-100 Lb. | 1/4" Male Angle | 1 | EA | 93456 | O16-107 LOW PRESS CONTROL | |

# RANCO High Pressure Controls

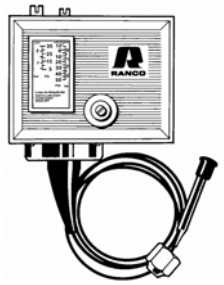

- NEMA 1 enclosure with non-conductive cover.
- Front-located captive cover screw.
- Super Cap® capillary protection system.
- Universal mounting and compact design.
- Laser-welded bellows for extended life.

**Auto Reset**

| Switch Action | Pressure Range | Connection | STD PKG | U/M | BERCOR NUMBER | DESCRIPTION | PC-1 EACH |
|---|---|---|---|---|---|---|---|
| SPST Close on Rise | 100-400 Lb. | 36" Cap. Flare Nut | 1 | EA | 93458 | O10-2054 HI PRESS CONTROL | |
| SPST Close on Rise | 100-400 Lb. | 1/4 " Male Angle | 1 | EA | 93467 | O10-1894 HI PRESSURE CONTROL | |
| SPST Open on Rise | 150-450 Lb. | 36" Cap. 1/4" Flare Nut | 1 | EA | 93470 | O11-1711 HI PRESSURE CONTROL | |
| SPDT Open or Close on Rise | 100-400 Lb. | 36" Cap. 1/4 Flare Nut | 1 | EA | 93474 | O16-108 HI PRESS CONTROL | |

**Manual Reset**

| | | | | | | | |
|---|---|---|---|---|---|---|---|
| SPDT Open or Close on Rise | 150-450 Lb. | 48" Cap. 1/4" Flare Nut | 1 | EA | 93476 | O16-200 HI PRESSURE CONTROL | |

# RANCO Dual Pressure Controls

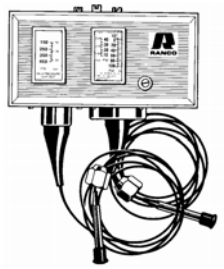

- Exclusive "convertible" reset for manual or automatic high pressure reset on some models.
- NEMA 1 enclosure with non-conductive cover.
- Front-located captive cover screw.
- Super Cap® capillary protection system.
- Universal mounting and compact design.
- Color coded flare nuts.

| Model No. | Switch Action | Pressure Range | Connection |
|---|---|---|---|
| O12-1549 | SPDT Low Side Close on Rise; High Side Open on Rise | Low 10"-100 Lb. High 150-450 Lb. | 36" Cap. with 1/4: Flare Nut |
| O12-4834 | SPDT Low Side Close on Rise; High Side Lock Open on Rise | Low 10"-100 Lb. High 150-450 Lb. | 48" Cap. with 1/4: Flare Nut |

**Auto Reset**

| STD PKG | U/M | BERCOR NUMBER | DESCRIPTION | PC-1 EACH |
|---|---|---|---|---|
| 1 | EA | 93480 | O12-1549 DUAL PRESSURE CONTROL | |

**Manual Reset (High Only)**

| | | | | |
|---|---|---|---|---|
| 1 | EA | 93482 | O12-4834 DUAL PRESSURE CONTROL | |

# Honeywell L480G Refrigeration Controller



Used to limit or control temperature in air conditioning systems or refrigerated enclosures. Suitable for applications such as freezer cabinets, display cases, beverage coolers, milk cooling tanks, and air conditioners. May also be used as frost alarm operator in storehouses, or orchards where frost would damage crops or equipment. Includes dual temperature scaleplate. Manual reset. U.L. Listed.

**Electrical Ratings (Amperes)**

| | 120 Vac | 120 Vac |
|---|---|---|
| Full Load | 10.2 | 6.5 |
| Locked Rotor | 61.2 | 39.0 |

DC Rating: 0.2 A at 120 V; 0.1 A at 240 V.
Pilot Duty:125 VA at 600 Vac.

**Switch Action:** SPST breaks control circuit on temperature fall.
**Capillary Range:** 20 to 60° F. Length: 20 ft. (no bulb).
**Fixed Additive Differential:** 10° F.
**Ambient Temperature Range:** 20 to 140° F.
**Maximum Sensor Range:** 225° F.
**Approximate Case Dimensions:**
3-5/16" H x 3-11/16" W x 2-5/16" D.

| STD PKG | U/M | BERCOR NUMBER | DESCRIPTION | PC-1 EACH |
|---|---|---|---|---|
| 4 | EA | 70541 | L480G1044/U FREEZE-STAT | |

# Honeywell T4031A Refrigeration Temperature Controller



Wide-range controllers used in applications where remote mounting of sensing element is required. Control temperature in a duct, tank, freezer, or cooler. Controller element can be directly immersed in the controlled medium. Adjustable control set point. Ambient temperature compensation provides good temperature control. SPST switch makes R to W on temperature rise.

**Temperature Range:** -30 to 90° F.
**Max. Ambient Operating Temp.:** 125° F.
**Differential (subtractive):** Adjustable 3.5 to 12° F.
**Capillary Length:** 8 ft.
**Approximate Case Dimensions:** 5-5/8" H x 2" W x 2-1/4" D.
**Capsule:** 3/8" Dia. x 3-9/16" L.
U.L. Listed.

| STD PKG | U/M | BERCOR NUMBER | DESCRIPTION | PC-1 EACH |
|---|---|---|---|---|
| 20 | EA | 73181 | T4031A1073/U BULB TEMP CONTROL | |

# Honeywell T6031A Refrigeration Temperature Controller



Wide-range controller used in cooling applications where remote mounting of sensing element is required. Controls temperature in a duct, tank, freezer, or cooler. Controller element can be directly immersed in the controlled medium. Adjustable control set point. Ambient temperature compensation provides good temperature control.
U.L Listed
**Switch Action:** SPDT switch makes R to W on temperature rise, R to B on temperature fall.

**Electrical Ratings (Amperes)**

| | 120 Vac | | 240 Vac | |
|---|---|---|---|---|
| | R-W | R-B | R-W | R-B |
| Full Load | 16.0 | 8.0 | 8.0 | 5.1 |
| Locked Rotor | 80.0 | 48.0 | 40.0 | 30.6 |

R-B on temperature fall.
R-W on temperature rise.

**Maximum Ambient Operating Temperature:** 125° F.
**Differential (subtractive):** Adjustable 3.5 to 16° F.
**Approximate Case Dimensions:** 5-5/8" H x 2" W x 2-1/4" D.
**Capsule:** 3/8" Dia. x 3-9/16" L.
**Capillary Length:** 8 ft.
**Range:** -30 to +90° F; maximum temperature at element 130° F.

| STD PKG | U/M | BERCOR NUMBER | DESCRIPTION | PC-1 EACH |
|---|---|---|---|---|
| 20 | EA | 73185 | T6031A1029/U TEMPERATURE CONTROLLER | |

# White-Rodgers 1609 Temperature Control



### 1609-101 Refrigeration Temperature Control

Provides positive control of refrigeration applications where remote control is desired. Features hydraulic action element, easy to wire terminals, adjustable differential, and dustproof steel case. High electrical ratings allow operation of most equipment without use of relays or motor starters.




### 16E09-101 for Refrigeration and Heating Applications

- The 16E09-101 replaces most mechanical and electronic single stage controls using an SPDT output relay
- Offers the widest multiple voltage operating range: 24/120/208/240 VAC for truly universal replacement
- Does not require a common wire when electrical load is greater than 2.5 amps
- Offers a wider than industry standard setpoint temperature range (-40° to 220° F) and adjustable differential settings
- Applications: Convenience store freezer control, reach-in coolers, supermarket display cases, boiler control, restaurant/convenience store walk-in coolers, condenser fan cycling, pump control, and space and return-air temperature.

| STD PKG | U/M | BERCOR NUMBER | DESCRIPTION | PC-1 EACH |
|---|---|---|---|---|
| 1 | EA | 75533 | 1609-101 TEMPERATURE CONTROL | |
| 1 | EA | 75808 | 16E09-101 ELECTRONIC TEMPERATURE CONTROL | |

# A11 Low Temperature Cutout Control



The A11 Series are low temperature cutout controls for coils and/or liquid sensing pipes, which incorporate a 20 foot long, vapor charged, sensing element. The A11 reacts to the coldest 18 inch section of the controls sensing element. The A11 is suitable for monitoring the face temperature of hot water coils.

- Snap-acting contacts.
- External temperature scale.
- Easy set point adjustment.
- Adjust range with screwdriver slot.

| Model No. | Switch Action | Range ° F | Diff. ° F | Bulb & Capillary | Elec. Rating 120 VAC |
|---|---|---|---|---|---|
| A11A-1C | SPST Open Low | 35 to 45 | Manual Reset | 20' of 1/8" O.D. Tubing 4' Cap. | 16 Amp |
| A11B-1C | SPST Open Low | 35 to 45 | 8 (Fixed) | 20' of 1/8" O.D. Tubing 4' Cap | 16 Amp |

| STD PKG | U/M | BERCOR NUMBER | DESCRIPTION | PC-1 EACH |
|---|---|---|---|---|
| 1 | EA | 75458 | A11A-1C SPST LOW LIMIT CUTOUT | |
| 1 | EA | 75459 | A11B-1C SPST LOW LIMIT CUTOUT | |

# A19 Temperature Control

## General Purpose Remote Bulb



The A19 Series are single stage temperature controls that incorporate liquid filled sensing elements. They are suitable for temperature control in heating, ventilating, and refrigeration applications. Constant differential throughout the entire range. Compact enclosure. Fixed or adjustable differential available. Variety of sensing elements styles. Unaffected by cross ambient conditions.

**A19ABC-24** replaces both A19ABA-1 and A19ABA-4.
**A19BBC-2** replaces White-Rodgers 201-16, 201-8, 2A37-1; Ranco 010-1418, 010-1802, C30-C1101; and Honeywell T631A, T696A, T6054A1005.

| Model No. | Switch Action | Range ° F | Diff. ° F | Bulb & Capillary | Bulb Well No. (Not Supplied) | Range Adjuster | Elec. Rating 120 VAC |
|---|---|---|---|---|---|---|---|
| A19ABC-4C | SPDT | 50 to 130 | 3.5 to 14 | 3/8" x 5", 8' Cap. Style | WEL14A603R | Knob | 16 Amp |
| A19ABC-24C | SPDT | -30 to 100 | 3 to 12 | 3/8" x 4",8' Cap. Style | WEL14A602R | Convertible | 16 Amp |
| A19AAD-5C | SPST | 30 to 50 | 2.5 | 3/8" x 2-5/8" 6' Cap. Style | WEL16A601R | Screwdriver Slot | 6 Amp |
| A19AAF-12C | SPDT | 25 to 225 | 3.5 | 3/8" x 3", 10' Cap. Style | WEL14A602A | Screwdriver Slot | 6 Amp |
| A19BBC-2C | SPDT | -30 to 100 | 3 to 12 | 1-3/8" x 2-1/4", Coiled | | Convertible | 16 Amp |

| STD PKG | U/M | BERCOR NUMBER | DESCRIPTION | PC-1 1-9 | PC-2 10 |
|---|---|---|---|---|---|
| 1 | EA | 75365 | A19AAD-5C SPST 30-50 DF CAP STYLE TEMP CONTROL | | |
| 1 | EA | 75366 | A19BBC-2C SPDT-30/+100F COIL STYLE BULB TEMP CTL | | |
| 1 | EA | 75377 | A19AAF-12C SPDT 25-225 DF CAP STYLE TEMP CONTROL | | |
| 1 | EA | 75378 | A19ABC-24C SPDT -30/+100F CAP STYLE TEMP CONTROL | | |
| 1 | EA | 75467 | A19ABC-4C SPDT 50-130 DF CAP STYLE TEMP CONTROL | | |

# A70 Series Four-Wire, Two-Circuit Temperature Control



The A70 Series temperature control incorporates a vapor-charged sensing element. The A70H has a 4-wire, 2-circuit contact block that contains two isolated sets of contacts. The contacts are designed so that when the main contact opens, the auxiliary contact closes.

**Electrical Rating**

| Pole Number | Line-M2 (Main) | | | | Line-M1 (Auxiliary) | | | |
|---|---|---|---|---|---|---|---|---|
| **Motor Ratings VAC** | **120** | **208** | **240** | **277** | **120** | **208** | **240** | **277** |
| AC Full Load Amp | 16.0 | 9.2 | 8.0 | – | 6.0 | 3.3 | 3.0 | – |
| AC Locked Rotor Amp | 96.0 | 55.2 | 48.0 | – | 36.0 | 19.8 | 18.0 | – |
| AC Non-Inductive Amp | 16.0 | 9.2 | 8.0 | 7.2 | 6.0 | 6.0 | 6.0 | 6.0 |
| Pilot duty-Both Poles | 125 VA, 24 to 600 VAC | | | | | | | |
| | 57.5 VA, 120 to 300 VDC | | | | | | | |

| Model Number | Switch Action | | Range ° F | Diff ° F | Bulb and Capillary | Max. Bulb Temp ° F | Range Adjuster |
|---|---|---|---|---|---|---|---|
| | Main Contacts | Auxiliary Contacts | | | | | |
| A70HA-1C* | Open Low | Close Low | 15 to 55 | Manual Reset | 20 ft. of 1/8 in. O.D. Tubing | 400 | Screwdriver slot |

* The low cutout stop is set and sealed at 35° F. The control responds only to the lowest temperature along any one ft. of the entire 20 ft. element or bellows cup.

| STD PKG | U/M | BERCOR NUMBER | DESCRIPTION | PC-1 EACH |
|---|---|---|---|---|
| 1 | EA | 75482 | A70HA-1C 15 TO 55 DF TWO CIRCUIT TEMP CONTROL | |

# A319 Electronic Temperature Control

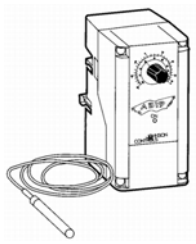

The A319 Series is a line voltage single-stage electronic temperature control with single-pole, double-throw relay output and LED indication. The A319 is designed with heating or cooling modes of operation, adjustable differential, and an interchangeable temperature sensor.

**Typical applications include:**
- Frozen/refrigerated food cases
- Compressor lockout
- Condenser fan cycling
- Boiler control
- Pump control (cooling towers)
- Space and return-air temperature control

| Model No. | Set Point Range °F | Diff. Range °F | Operating Ambient Temp. °F | Ambient Humidity | 120 V N.O. |
|---|---|---|---|---|---|
| A319ABC-24-01 | 100 to 200 | 1 to 30 | -30 to 140 | 0 to 95% RH | 16 Amps |

| STD PKG | U/M | BERCOR NUMBER | DESCRIPTION | PC-1 1-9 | PC-2 10 |
|---|---|---|---|---|---|
| 1 | EA | 75396 | A319ABC-24-01 -20/100F TEMPERATURE TEMP CONTROL W/SENSOR | | |

# A419 Single Stage Temperature Control
## with Heating/Cooling Display



The A419 Series control is a line voltage, single-stage electronic temperature control with a Single-Pole, Double-Throw (SPDT) output relay. It has heating or cooling modes of operation with adjustable setpoint and differential.

The A419 can be used to control a wide variety of single-stage refrigeration or HVAC equipment.

**Typical applications include:**
- Reach-in coolers
- Supermarket display cases
- Boiler control
- Compressor lockout
- Condensor fan cycling
- Pump control
- Space and return air temperature

| STD PKG | U/M | BERCOR NUMBER | DESCRIPTION | PC-1 1-9 | PC-2 10 |
|---|---|---|---|---|---|
| 1 | EA | 75360 | A419ABC-1C -30/212F ELECTRONIC -30/212F | | |

# A12 Temperature Controls

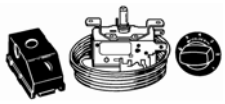

The Ranco A-12 Controls provide a constant Cut-In feature. The constant Cut-In design is generally used to provide an Off-Cycle defrost function. Each time the control cycles off, the control contacts will remain "open" until the evaporator is cleared of any frost that may have accumulated from the previous "On" Cycle.

- One-for-one replacements for vending machines, automatic beverage dispensers, and reach-in coolers.
- Reliable off-cycle defrost.
- SPST switch with OFF position.

| Dial Range (Degrees F) | Cut-in Constant (Degrees F) | Capillary Length (In.) | STD PKG | U/M | BERCOR NUMBER | DESCRIPTION | PC-1 EACH |
|---|---|---|---|---|---|---|---|
| 11.5 to 26 | 37 | 84 | 1 | EA | 93513 | A12-700 TEMP CONTROL | |
| 15 to 31 | 41 | 84 | 1 | EA | 93514 | A12-701 TEMP CONTROL | |
| 19 to 29 | 38 | 72 | 1 | EA | 93515 | A12-1560 TEMP CONTROL | |

# General Range Temperature Controls



Applications include self-contained refrigerators, freezers, coolers, walk-in units and refrigeration display cases.

- Maximum adjustment accuracy with 7 revolution range adjustment screws.
- NEMA 1 enclosure with non-conductive cover.
- Front-located captive cover screw.
- Universal mounting and compact design.
- Laser-welded bellows for extended life.
- Constant cut-in setting.

| Switch | Dial Range (Degrees F) | Adj. Differential (Degrees F) | Capillary Length (In.) | STD PKG | U/M | BERCOR NUMBER | DESCRIPTION | PC-1 EACH |
|---|---|---|---|---|---|---|---|---|
| SPST | -15 to 40 | 3 to 20 | 72 | 1 | EA | 93493 | O10-1408 TEMP CTL | |
| SPST | 0 to 55 | 3 to 20 | 72 | 1 | EA | 93494 | O10-1409 TEMP CTL | |
| SPST | 25 to 75 | 3 to 20 | 72 | 1 | EA | 93495 | O10-1410 TEMP CTL | |
| SPST | 0 to 55 | 3 to 20 | 72 | 1 | EA | 93499 | O10-1418 TEMP CTL | |

# ETC Commercial Temperature Controls



- Wide temperature range (-30° F to 220° F).
- Adjustable differential range (1° F to 30° F).
- LCD digital display of sensor temperature, control settings, relay status, and onboard diagnositcs.
- Selectable heat and cool modes.
- Output relay rated at one horsepower.
- One and two stage models available.

| Voltage | No. of Stages | STD PKG | U/M | BERCOR NUMBER | DESCRIPTION | PC-1 EACH |
|---|---|---|---|---|---|---|
| 120/208/240 | 1 | 1 | EA | 93550 | ETC-111000-000 TEMP CTL | |
| 24 | 2 | 1 | EA | 93552 | ETC-212000-000 TEMP CTL | |

# A30 Series Refrigeration Controls

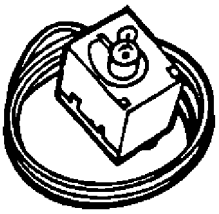

### Refrigeration/Freezer Controls
For self-contained refrigerators, freezers, coolers, walk-in units, and refrigeration. Controls feature SPST switches.

### Direct Replacement Water Cooler Controls
Water cooler controls feature small compact design, computer calibration, and laser-welded bellows for reliability.

### Adaptable Replacement Cycling Controls for Room Air Conditioners
Adaptable control to replace OEM controls which govern the on/off compressor function. Includes break-off shaft, dial knob, and mounting bracket.

### Refrigeration/Freezer Controls

| Dial Range (Degrees F) | Differential (Degrees F) | Capillary Length (In.) | Knob Assembly | STD PKG | U/M | BERCOR NUMBER | DESCRIPTION | PC-1 EACH |
|---|---|---|---|---|---|---|---|---|
| 35 to 46 | 8 Fixed | 48 | Dial | 1 | EA | 93517 | A30-2209 TEMP CONTROL | |
| 32 to 61 | 6 Fixed | 84 | Adaptable | 1 | EA | 93532 | A30-261 TEMP CTL | |
| 3 to 43 | 12 Fixed | 84 | Adaptable | 1 | EA | 93533 | A30-262 TEMP CONTROL | |
| 30 to 42 | 8 Fixed | 48 | Dial | 1 | EA | 93534 | A30-2210 TEMP CONTROL | |
| -24 to +20.5 | 8.5 Fixed | 84 | Adaptable | 1 | EA | 93544 | A30-301 TEMP CONTROL | |
| -4 to 38 | 13 Fixed | 42 | Adaptable | 1 | EA | 93564 | A30-180 TEMP CONTROL | |
| -4 to +41 | 13 Fixed | 84 | Adaptable | 1 | EA | 93565 | A30-181 TEMP CONTROL | |
| -6 to +44 | 17 Fixed | 42 | Adaptable | 1 | EA | 93566 | A30-182 TEMP CONTROL | |

### Direct Replacement Water Cooler Controls

| Dial Range (Degrees F) | Differential (Degrees F) | Capillary Length (In.) | STD PKG | U/M | BERCOR NUMBER | DESCRIPTION | PC-1 EACH |
|---|---|---|---|---|---|---|---|
| 37 to 61 | 7 Fixed | 48 | 1 | EA | 93518 | K-3001 TEMP CONTROL | |

# 3030-505 Constant Differential Control



3030-505 control is suitable for most manual and automatic and defrost refrigerators. Features SPST switch.

| Dial Range (Degrees F) | Differential (Degrees F) | Capillary Length (In.) | STD PKG | U/M | BERCOR NUMBER | DESCRIPTION | PC-1 EACH |
|---|---|---|---|---|---|---|---|
| 18 to 47 | 6 Fixed | 24 | 1 | EA | 93521 | 3030-505 COLD CONTROL | |

## GE Consumer & Industrial GRASSLIN DTAV Defrost Timers



- Auto-voltage: 120VAC-240VAC
- 40 Amp, 2 HP rated
- Defrost cycles programmed independently
- Defrost times programmable on quarter hour with captive trippers
- Mounts on existing enclosures
- NEMA 3R outdoor enclosure

| STD PKG | U/M | BERCOR NUMBER | DESCRIPTION | PC-1 EACH |
|---|---|---|---|---|
| 6 | EA | 77654 | DTAV40 40A 24 HR AUTO VOLT DEFROST TIMER | |
| 1 | EA | 77655 | DTAV40-M 40A 24 HR AUTO VOLT DEFROST TIMER MECHANISM ONLY | |

## GE Consumer & Industrial GRASSLIN FD30MC Interval Countdown Time Switch




- Timing Range: 5 minutes to 12 hours
- Heavy duty 20A @ 125 VAC SPST (N.C. & N.O.), SPST 20A, 2 HP switch
- Fits single and multigang boxes
- Normally open and closed standard connection (except 5 min.)

| STD PKG | U/M | BERCOR NUMBER | DESCRIPTION | PC-1 EACH |
|---|---|---|---|---|
| 1 | EA | 77651 | FD30MC 30 - MIN TWIST TIMER DEC-WHITE (NC&NO) | |

## GE Consumer & Industrial GRASSLIN G8145-20 Defrost Timer



- 40 Amp, 2 HP contacts
- Time initiated
- Temperature, pressure, or time terminated
- 1–6 defrost events per day
- Minimum Time Termination: 4 min
- Maximum Time Termination: 110 min.
- Operating Voltage: 208-240 VAC, 60 Hz.
- Switch: 1 N.O./1 N.C.
- Heavy-duty, silver-plated welded 40 amp contacts
- Encapsulated timer module design prevents dust and dirt buildup
- Switching design exceeds 30,000 cycle UL873 refrigeration standard
- 2-year limited warranty

| STD PKG | U/M | BERCOR NUMBER | DESCRIPTION | PC-1 EACH |
|---|---|---|---|---|
| 3 | EA | 77658 | G8145-20 240V INDOOR GRASSLIN DEFROST TIMER | |

# 8045 Series Defrost Controls

## Time Initated, Time Terminated



For electric heat, hot gas, or compressor shutdown defrosting. Frequency of defrost initiation is adjustable from one to six cycles per day. Minimum of 4 hours between successive operations. Duration of defrost cycle adjustable from four to 110 minutes in 2 minute increments. Accuracy of defrost duration +/- 2 minutes. Heavy duty synchronous industrial type motor.

| Model No. | Volts 60 Hz | Switch Arrangement Contacts | | |
|---|---|---|---|---|
| | | 2-4 | 1-3 | 3-N |
| 8045-00 | 120 | Closed | Open | None |
| 8045-20 | 208-240 | Closed | Open | None |

| STD PKG | U/M | BERCOR NUMBER | DESCRIPTION | PC-1 EACH |
|---|---|---|---|---|
| 1 | EA | 77043 | 8045-00 120V DEFROST TIMER TIME INITIATED TIME TERM | |
| 1 | EA | 77044 | 8045-20 208/240V DEF TIMER ELEC HT,HOT GAS OR COMPRESSOR | |

# 8140 Series Defrost Controls

## Time Initiated, Temperature or Pressure Terminated



The 8140 Series cut-in is determined by external temperature or pressure sensor. Adjustable back-up defrost termination of 4 to 110 minutes in 2 minute increments is available. A choice of 3 contact arrangements for electric head, compressor shutdown, or hot gas defrost is available.

| Model No. | Volts/ 60 Hz. | Normal Position of Contacts During Refrigeration Cycle | | |
|---|---|---|---|---|
| | | 3-N | 1-3 | 2-4 |
| 8141-00 | 120 VAC | Closed | Open | Closed |
| 8141-20 | 208-240 VAC | Closed | Open | Closed |
| 8145-00 | 120 VAC | None | Open | Closed |
| 8145-20 | 208-240 VAC | None | Open | Closed |

| STD PKG | U/M | BERCOR NUMBER | DESCRIPTION | PC-1 EACH |
|---|---|---|---|---|
| 1 | EA | 77041 | 8141-00 120V ELEC HT DEFROSTING PARAGON TIMER | |
| 1 | EA | 77042 | 8141-20 208-240V ELEC HT DEFROSTING PARAGON TIMER | |
| 1 | EA | 77045 | 8145-20 208/240V PARAGON DEFROST TIMER | |
| 1 | EA | 77046 | 8145-00 120V PARAGON DEFROST TIMER | |

# 9045 Universal Defrost Control

## Time Initiated, Time Terminated, Multi-voltage



The 9045 Universal Defrost Timer is the only multi-voltage defrost timer engineered to refrigeration standards. This new product is certified to UL873 standards for temperature-indicating and regulating equipment, as refrigeration controllers; switches rated to 30,000 cycles.

- Real time clock
- 100 hours of power loss protection for both time and defrost schedule
- Withstands the most rigorous refrigeration applications
- Wires directly to 120 VAC, 208 VAC or 240 VAC power sources without jumpers or switches
- Easy programming
- Display shows defrost start time and duration
  Input power: 120/208-240 VAC 60 Hz

**9045 Terminal Data**

| Terminal | A | B | C | D | E | F | G |
|---|---|---|---|---|---|---|---|
| **Relay Contact** | SPST #1 NC Contact | SPST #1 COMM Contact | LI Power in to timer | SPST #2 NO Contact | SPST #2 COMM Contact | L2/N Power in to timer | No Connection |
| **Relay Rating** | 30A resistive @ 120 VAC to 240 VAC1 HP @ 120 VAC2 HP @ 208 VAC to 240 VAC | — | — | — | 30A resistive @ 120 VAC to 240 VAC1 HP @ 120 VAC2 HP @ 208 VAC to 240 VAC | — | — |
| **Device Connections** | Compressor (Typical) | — | — | — | Defrost Device (Typical) | — | — |

| STD PKG | U/M | BERCOR NUMBER | DESCRIPTION | PC-1 EACH |
|---|---|---|---|---|
| 1 | EA | 77054 | 9045-00 SERIES UNIV DIGITAL DEFROST TIMER WITH ENCLOSURE | |

# 9145 Universal Defrost Control

## Time Initiated, Temperature/Pressure Terminated, Multi-voltage



The 9145 Universal Defrost Timer is the only multi-voltage defrost timer engineered to refrigeration standards. This new product is certified to UL873 standards for temperature-indicating and regulating equipment, as refrigeration controllers; switches rated to 30,000 cycles.

- Real time clock
- 100 hours of power loss protection for both time and defrost schedule
- Withstands the most rigorous refrigeration applications
- Wires directly to 120 VAC, 208 VAC or 240 VAC power sources without jumpers or switches
- Easy programming
- Display shows defrost start time and duration Input power: 120/208-240 VAC 60 Hz

| Terminal | A | B | C | D | E | F | G |
|---|---|---|---|---|---|---|---|
| **Relay Contact** | SPDT NC Contact | SPDT COMM Contact | SPDT COMM Contact | SPST NO Contact | SPST COMM Contact | L2/N Power in to timer | Defrost Termination Device Input L2/N side |
| **Relay Rating** | 15A resistive @ 120 VAC to 240 VAC 1/4HP @ 120 VAC 1/2HP @ 208 VAC to 240 VAC | 30A resistive @ 120 VAC to 240 VAC 1 HP @ 120 VAC 2 HP @ 208 VAC to 240 VAC | — | — | 30A resistive @ 120 VAC to 240 VAC 1 HP @ 120 VAC 2 HP @ 208 VAC to 240 VAC | — | — |
| **Device Connections** | Fan (Typical) Compressor (Optional) | Defrost Device (Typical) | LI Power to timer and to Defrost Termination Device | — | Compressor (Typical) Fan (Optional) | — | Defrost Termination Switch |

| STD PKG | U/M | BERCOR NUMBER | DESCRIPTION | PC-1 EACH |
|---|---|---|---|---|
| 1 | EA | 77053 | 9145-00 SERIES UNIV DIGITAL DEFROST TIMER WITH ENCLOSURE | |
| 1 | EA | 77055 | 9145-00M SERIES UNIV DIGITAL DEFROST TIMER MECHANISM ONLY | |

# GM40 Multi-Voltage General Purpose Time Switch



- Auto voltage selection 120VAC through 277VAC
- 40 amp resistive, 30 amp inductive.
- SPDT and DPDT all in one!
- NEMA 3R outdoor enclosure.
- No tools required.
- Power and status LED indicators.
- Independently adjustable trippers at 15 minute intervals.

| STD PKG | U/M | BERCOR NUMBER | DESCRIPTION | PC-1 EACH |
|---|---|---|---|---|
| 1 | EA | 77656 | GM40AV AUTO VOLTAGE NEMA 3R ELECTROMECHANICAL TIME SWITCH | |

## Paraguard EC9000

### Refrigeration System Monitor and Alarm

- Provides continuous monitoring of system efficiency and performance.
- Provides fast, reliable alarming of adverse operation conditions during the Start, Run, Off, and Defrost cycles.
- Easy to install.
- No programming required.
- Easy to understand alarm indicators and fault codes.
- Simple toubleshooting guide helps identify what type and where alarm conditon occurred in the system.
- Reduces maintenance/service costs by providing early detection of intermittent electrical and mechanical problems.
- Application flexibility. One model for 120-575 Vac 50/60 Hz, all common sized refrigeration motors, single or three phase.
- Can be applied to conventional and parallel refrigeration systems.
- Compatible with existing security alarm monitors,
  building control systems and refrigeration control systems.

| STD PKG | U/M | BERCOR NUMBER | DESCRIPTION | PC-1 EACH |
|---|---|---|---|---|
| 1 | EA | 77034 | EC9000 PARAGUARD REFR SYS MONITOR & ALARM | |

## Ice Bin Level Control



Direct replacement control for ice machine applications. Provides narrow differential for accurate control of bin level. Control features a SPST switch.

| Dial Range (Degrees F) | Differential (Degrees F) | Capillary Length (In.) | STD PKG | U/M | BERCOR NUMBER | DESCRIPTION | PC-1 EACH |
|---|---|---|---|---|---|---|---|
| 35 to 51 | 6 Fixed | 48 | 1 | EA | 93516 | A22-1129 ICE BIN LEVEL CONTROL | |

## SM-999 Universal Motor Kit

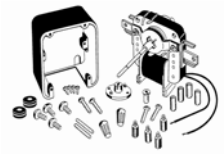

- Reversible rotation.
- Prefastened multi-fit break-off mounting bracket.
- Easy to use, fewer parts to assemble than competitive motors.
- "Break-off" shaft.
- Volts: 120 Volt, 3000 RPM.

| STD PKG | U/M | BERCOR NUMBER | DESCRIPTION | PC-1 EACH |
|---|---|---|---|---|
| 1 | EA | 94470 | SM-999 UNIV MOTOR KIT | |

# Motor Kits

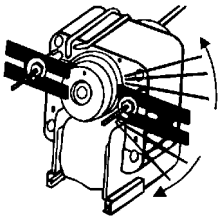

### H-Bracket Mounting System

This patented mounting system comes with all of these Acme motor kits. Acme H-Brackets make it possible to replace hundreds of standard units as well as 3.3", 3.5", and 4" round motors.

**Reversible Evaporator Fan Motor Kits**

| Model No. | HP | Motor Type (In.) | RPM | Volts | Amps | Fan Blades (In.) |
|---|---|---|---|---|---|---|
| Acme 700™ | 1/100 | 5/8 Reversible | 3000 | 115 | 35 | 4 and 5-1/2 |
| Acme 702™ | 1/100 | 5/8 Reversible | 3000 | 230 | 35 | 4 and 5-1/2 |
| Acme 710™ | 1/100 | 5/8 Reversible | 3000 | 115 | .45 | 5-1/2 |
| Acme 750™ | 1/45 | 1-1/8 Reversible Stack | 3000 | 115 | 885 | Shaft adapter to fit 3/16, 1/4, and 5/16 bores and hubless blades |
| Acme 7502™ | 1/45 | 1-1/8 Reversible Stack | 3000 | 115/230 | 885/445 | Shaft adapter to fit 3/16, 1/4, and 5/16 bores and hubless blades |

| STD PKG | U/M | BERCOR NUMBER | DESCRIPTION | PC-1 EACH |
|---|---|---|---|---|
| 1 | EA | 95870 | 700 115 VOLT REVERSIBLE REPLACEMENT KIT | |
| 6 | EA | 95871 | 702 230 VOLT REVERSIBLE REPLACEMENT KIT | |
| 1 | EA | 95872 | 710 115 VOLT REVERSIBLE REPLACEMENT KIT | |
| 1 | EA | 95873 | 750 115 VOLT-1/45 HORSEPOWER REVERSIBLE REPLACEMENT KIT | |
| 6 | EA | 95874 | 7502 115/230 VOLT-1/45 HP REVERSIBLE REPLACEMENT KIT | |

# Evaporator/Condenser Watt Motors



- Ouput 4-12 watts
- Speed regulated within +/- 6%
- 51fr unit bearing motor; cast aluminum frame
- Universal 5 hole mount
- ~66% peak efficiency
- 1 discrete speed
- 1/4"–20 threaded shaft
- Side pedestal mounting feet (2 set standard)
- 3.3"

| STD PKG | U/M | BERCOR NUMBER | DESCRIPTION | PC-1 EACH |
|---|---|---|---|---|
| 1 | EA | 99643 | 00650 4-12 WATTS 115VOLT CW EVAP/CONDENSER-MORRILL MOTOR | |
| 1 | EA | 99644 | 00651 4-12 WATTS 230VOLT CW EVAP/CONDENSER-MORRILL MOTOR | |

# Universal PSC Motor



- Replaces 12 motor ratings
- Reversible
- Dual voltage
- High efficiency
- 3.3"

| STD PKG | U/M | BERCOR NUMBER | DESCRIPTION | PC-1 EACH |
|---|---|---|---|---|
| 1 | EA | 99651 | D1127 1/12 THRU 1/20 MULTI-HP FASCO MOTOR | |

# morrillmotors Evaporator Nominal Motors



5101/5200/5201

- 1550 RPM
- Universal "drop-in" replacement for walk-in evaporator
- Totally enclosed, non-vented
- Shaft water slinger
- Standard thru-bolt configurations
- All angle mount
- Power cord with Lyall Plug
- Automatic torque variation, constant speed
- Low temp (-20° F) lubrication system
- 50/60 Hz
- 1 discrete speed
- Ball bearing thermally protected
- 3.3"

| STD PKG | U/M | BERCOR NUMBER | DESCRIPTION | PC-1 EACH |
|---|---|---|---|---|
| 1 | EA | 99647 | 05101 1/15 NOM HP 115VOLT CCW EVAPORATOR-MORRILL MOTOR | |
| 1 | EA | 99650 | 05200 1/15 NOM HP 208-230V CW EVAPORATOR-MORRILL MOTOR | |
| 1 | EA | 99648 | 05201 1/15 NOM HP 208-230V CCW EVAPORATOR-MORRILL MOTOR | |

# OEM Direct Replacement Motors

## 3.3" Diameter, Shaded Pole and PSC



- Two or four 8-32 x 3/4" stud extensions at each end
- Sleeve bearings have all angle thrust system
- Automatic reset thermal overload protection
- 12" leads

| Model | HP | RPM | Volts | F.L. Amps |
|---|---|---|---|---|
| 9632 | 1/20 | 1550 | 115 | .9 |
| 9656 | 1/15 | 1550 | 208/230 | ..48 |
| 9662 | 1/20 | 1550 | 115 | .85 |
| 9664 | 1/12–1/20 | 1550 | 115/230 | 1.3/0.7 |

| STD PKG | U/M | BERCOR NUMBER | DESCRIPTION | PC-1 1-4 | PC-2 5-9 | PC-3 10 |
|---|---|---|---|---|---|---|
| 1 | EA | 99720 | 9632 1550DD 115V 1/20HP 3.3" FAN & BLOWER MOTOR | | | |
| 1 | EA | 99778 | 9656 1/15 HP 208-230V CCW/CW REFRIGERATION MOTOR (LARKIN) | | | |
| 1 | EA | 99777 | 9662 1/20 HP 115V CCW/REV REFRIGERATION MOTOR(BOHN) | | | |
| 1 | EA | 99781 | 9664 1/12-1/20HP 115/230V CCW/REV.REFRIGERATION MOTOR | | | |

# OEM Replacement Motor for Copeland



| STD PKG | U/M | BERCOR NUMBER | DESCRIPTION | PC-1 EACH |
|---|---|---|---|---|
| 1 | EA | 99760 | 588 1/3 HP 208/230V OEM REPL MOTOR | |

# Copeland® brand products Refrigeration OEM Motors and Fan Blades

## Motors

| STD PKG | U/M | BERCOR NUMBER | DESCRIPTION | PC-1 EACH |
|---|---|---|---|---|
| 1 | EA | 96682 | 950-0500-00 1/6 HP 208/230 VOLT FAN MOTORS | |
| 1 | EA | 96690 | 950-0265-00 1/6 HP 208/230 VOLT FAN MOTORS | |
| 1 | EA | 96824 | 950-0265-01 1/6 HP 460-1 FAN MOTORS | |
| 1 | EA | 96688 | 998-0251-00 1/6 HP 208/230 VOLT FAN MOTORS | |
| 1 | EA | 96687 | 950-0250-00 1/4 HP 208/230 VOLT FAN MOTORS | |
| 1 | EA | 96838 | 950-0265-03 1/6HP 1550RPM 208/230/1 MOTOR | |
| 1 | EA | 96691 | 950-0266-04 1/4 HP 208/230 VOLT FAN MOTORS | |
| 1 | EA | 96680 | 950-0108-00 1/3 HP 208/230 VOLT FAN MOTORS | |
| 1 | EA | 96681 | 950-0234-00 1/3 HP 208/230 VOLT FAN MOTORS | |
| 1 | EA | 96686 | 950-0248-00 1/2 HP 208/230 VOLT FAN MOTORS | |
| 1 | EA | 96683 | 950-0344-00 50 WATT 208/230 VOLT FAN MOTORS | |
| 1 | EA | 96684 | 950-0344-01 50 WATT 115 VOLT FAN MOTORS | |
| 1 | EA | 96689 | 950-0264-01 50 WATT 208/230 VOLT FAN MOTORS | |
| 1 | EA | 96692 | 998-0550-00 230 VOLT FAN MOTORS | |
| 1 | EA | 96693 | 998-0550-01 460 VOLT FAN MOTORS | |
| 1 | EA | 96694 | 998-0550-04 460 VOLT FAN MOTORS | |

## Fan Blades

| | | | | |
|---|---|---|---|---|
| 1 | EA | 96697 | 083-0103-02 14" DIA 1/2" 22 DEG CW 3 BLADE FAN BLADE | |
| 1 | EA | 96698 | 083-0118-00 11" DIA 3/8" 30 DEG CW 5 BLADE FAN | |
| 1 | EA | 96695 | 083-0019-00 8-3/4" DIA 1/4" 23 DEG CW 3 BLADE FAN BLADE | |
| 1 | EA | 96699 | 083-0122-00 8" DIA 1/4" 30 DEG CW 5 BLADE FAN | |
| 1 | EA | 96832 | 083-0130-00 10" DIA 1/4" 20 DEG CW 5 BLADE FAN BLADE | |
| 1 | EA | 96696 | 983-0160-00 11-3/8" DIA 3/4" 32 DEG CW 3 BLADE FAN | |

# CHANDLER REFRIGERATION Refrigeration Motors and Fan Blades

## Motors

| STD PKG | U/M | BERCOR NUMBER | DESCRIPTION | PC-1 EACH |
|---|---|---|---|---|
| 1 | EA | 98014 | 25300701S 1/150 HP 115V 3000 RPM CWSE MOTOR | |
| 1 | EA | 98015 | 7071061 1/15HP 230V 1550RPM CCWSE MOTOR | |
| 1 | EA | 98016 | 5036SS 1/15HP 115V 1550RPM CWSE MOTOR | |
| 1 | EA | 98017 | 25309101S 1/15HP 230V 1550RPM CCWSE MOTOR | |
| 1 | EA | 98018 | 5036TS 1/15HP 230V 1550RPM CWSE MOTOR | |
| 1 | EA | 98019 | 25300101S 1/20 115V 1550RPM CWSE MOTOR | |
| 1 | EA | 98020 | 25300201S 1/20HP 230V 1550RPM CWSE MOTOR | |
| 1 | EA | 98021 | 038688900 1/20HP 230V 1550RPM CW MOTOR | |
| 1 | EA | 98022 | 7071208S 1/3HP 230V 1075RPM CCWSE MOTOR | |
| 1 | EA | 98023 | 2537974S 1/4HP 230V 1075RPM CCW MOTOR | |
| 1 | EA | 98025 | 2531194 40MHP 115V 1550RPM CCWSE MOTOR | |
| 1 | EA | 98027 | 5021SS 1/150HP 120V 3000RPM CWSE MOTOR | |
| 1 | EA | 98031 | 25309001S 1/3 HP 230V 1075RPM CCWSE MOTOR | |

## PSC Motors

| | | | | |
|---|---|---|---|---|
| 1 | EA | 98032 | 25309501S 1/20 115V 1550RPM CWSE PSC MOTOR | |
| 1 | EA | 98033 | 25309801S 1/15HP 230V 1650RPM CWSE PSC MOTOR | |
| 1 | EA | 98034 | 5036NS 1/15HP 115V 1550RPM CWSE PSC MOTOR | |
| 1 | EA | 98035 | 5036PS 1/15HP 230V 1550RPM CWSE PSC MOTOR | |

## Fan Blades

| | | | | |
|---|---|---|---|---|
| 1 | EA | 98002 | 026215300 10IN 40DEG 5/16 CCW FAN BLADE | |
| 1 | EA | 98003 | 5140C 12IN 23DEG CW FAN BLADE | |
| 1 | EA | 98004 | 5110E 12IN 24DEG CCW FAN BLADE | |
| 1 | EA | 98005 | 5101B 5.5IN 24DEG CCW FAN BLADE | |
| 1 | EA | 98011 | D21194A2 12IN 19DEG CW FAN BLADE | |

# ACME MIAMI Aluminum Fan Blades for Walk-in Boxes

These 8", 10", and 12" fan blades will replace Bohn, Singer, and Hill.



| Size | Rotation | STD PKG | U/M | BERCOR NUMBER | DESCRIPTION | PC-1 EACH |
|---|---|---|---|---|---|---|
| 8 IN | CW | 1 | EA | 93882 | 30805 8 INCH ALUMINUM FAN BLADE CLOCKWISE | |
| 10 IN | CW | 12 | EA | 93884 | 31005 10 INCH ALUMINUM FAN BLADE CLOCKWISE | |
| 10 IN | CCW | 12 | EA | 93885 | 31015 10 INCH ALUMINUM FAN BLADE COUNTER CLOCKWISE | |
| 12 IN | CW | 12 | EA | 93886 | 31205 12 INCH ALUMINUM FAN BLADE CW 5/16 HUB | |

# Model TA Reach-In Unit Evaporators

## Thin Profile Air Defrost Unit Coolers



TA units mount in the top of a refrigerator and make the entire top shelf area usable. This unit is particularly desirable for display type refrigerators. and can be used in back bars, under counter cabinets, or wherever space is at a premium. For 35° to 45° F fixtures at 10° to 15° TD applications with 16 hours maximum compressor run time per day. Drain fitting at 45° angle so drain can be run through back or bottom of refrigerator. Room for expansion valve inside so that it's out of sight. UL Listed.

- Textured aluminum cabinet.
- Stainless steel screws.
- Motors are thermally protected and permanently lubricated.
- Compact design.
- Coated coil for optimum protection in corrosive environments.
- Internal junction box for electrical connection.
- UL classified to NSF standards.
- Sweat inlet connection to reduce leaks.

| Model No. | BTUH 10° F T.D. | CFM | Motor Data | | Connections (Inches) | | | Approx. Ship Wt. (Lbs.) |
|---|---|---|---|---|---|---|---|---|
| | | | Quantity | 115/1/60 Total FLA | Inlet | Coil Suction | Drain | |
| 10 | 1000 | 120 | 1 | 0.8 | 3/8 OD | 3/8 ID | 1/2 OD | 14 |
| 13 | 1300 | 170 | 2 | 1.6 | 3/8 OD | 3/8 ID | 1/2 OD | 17 |
| 17 | 1700 | 210 | 2 | 1.6 | 3/8 OD | 3/8 ID | 1/2 OD | 21 |
| 23 | 2300 | 330 | 3 | 2.4 | 3/8 OD | 3/8 ID | 1/2 OD | 28 |

| Dimensions H x W x D (In.) | STD PKG | U/M | BERCOR NUMBER | DESCRIPTION | PC-1 1 | PC-2 2 |
|---|---|---|---|---|---|---|
| 4-1/2 x 16-1/2 x 13-1/2 | 1 | EA | 97802 | TAK10A 1000 BTU REACH-IN EVAPORATOR | | |
| 4-1/2 x 20-1/2 x 13-1/2 | 1 | EA | 97803 | TAK13A 1300 BTU REACH-IN EVAPORATOR | | |
| 4-1/2 x 24 x 14-1/2 | 1 | EA | 97804 | TAK17A 1700 BTU REACH-IN EVAPORATOR | | |
| 4-1/2 x 31-5/8 x 14-1/2 | 1 | EA | 97805 | TAK23A 2300 BTU REACH-IN EVAPORATOR | | |

# Model VA Reach-In Unit Evaporators

## V-Profile Air Defrost Unit Coolers



The Vee-Aire is a deluxe unit designed for use in small reach-ins, back bar, and under counter refrigerators, and many other applications where a small, compact unit is required. The thermal expansion valve mounts inside the unit. The unit can be mounted for the ceiling or off the back wall or end walls.

- UL classified to NSF standards.
- UL Listed
- Textured aluminum cabinet.
- Stainless steel screws prevent rust streaks.
- Expansion valve mounts inside cabinet.
- Internal junction box for electrical connection.
- Pigtail leads in junction box.
- Motors are thermally protected and permanently lubricated.
- Coated coil for optimum protection in corrosive environments.
- Sweat inlet connection to reduce leaks.

| Model No. | BTUH 10° F T.D. | CFM | Motor Data | | Connections (Inches) | | | Approx. Ship Wt. (Lbs.) |
|---|---|---|---|---|---|---|---|---|
| | | | Quantity | 115/1/60 Total FLA | Inlet | Coil Suction | Drain | |
| 8 | 800 | 130 | 1 | 0.8 | 3/8 OD | 3/8 ID | 1/2 OD | 9 |
| 12 | 1200 | 265 | 2 | 1.6 | 3/8 OD | 3/8 ID | 1/2 OD | 14 |
| 17 | 1700 | 245 | 1 | 1.0 | 3/8 OD | 3/8 ID | 1/2 OD | 11 |

| Dimensions H x W x D (In.) | STD PKG | U/M | BERCOR NUMBER | DESCRIPTION | PC-1 1 | PC-2 2 |
|---|---|---|---|---|---|---|
| 6-7/8 x 12-1/4 x 8-1/8 | 1 | EA | 97810 | VAK08A 800 BTU REACH-IN EVAPORATOR | | |
| 8 x 18 x 8-1/8 | 1 | EA | 97811 | VAK12A 1200 BTU REACH-IN EVAPORATOR | | |
| 9-3/4 x 14 x 10-1/2 | 1 | EA | 97812 | VAK17A 1700 BTU REACH-IN EVAPORATOR | | |

# Model C Reach-In Unit Evaporators

## High Profile Air Defrost Unit Coolers



The model C is ideal for refrigerated reach-ins. It mounts to the top of the refrigerator and discharges cold air against the back wall. With this air flow pattern, the air is not blasted on the product but is diffused along the back wall and is then gently drawn across the product as it returns to the unit monitoring uniform temperatures throughout the refrigerator. In addition, this air pattern greatly reduces sweating and refrigeration loss.

Aluminum hangers automatically space the unit the correct distance from the back wall. The expansion valve fits inside, out of sight. Model C (CK) is available with an optional coated coil for corrosion protection. UL Listed.

# Model KMK Reach-In Unit Evaporators

## Standard Mullion Unit Coolers



For use in under-counter reach-in refrigeration. The unit can be mounted behind a mullion with sufficient clearance for the installation of tray slides. KMK's fan arrangement allows air to be drawn into the top of the unit, pulling return air from both sides of the mullion. This arrangement allows the coldest air to be in contact with drop-in trays.

These compact mullions can also be mounted on the back wall or ends of a beverage cooler. The finned coils have a special corrosion-resistant coating.

# Model RAMK Reach-In Unit Evaporators

## Reverse Air Mullion Unit Coolers



For use in under-counter reach-in refrigeration. The unit can be mounted behind a mullion with sufficient clearance for the installation of tray slides. RAMK or Reverse Air Mullion draws air through the coil at the bottom and discharges the cooled air out the top. This arrangement allows the coldest air to be in contact with drop-in trays.

These compact reverse air mullions can also be mounted on the back wall or ends of a beverage cooler. The finned coils have a special corrosion-resistant coating. UL Listed.

# Model BTO Reach-In Unit Evaporators

## Twin Flow Unit Coolers



This twin flow unit cooler is a compact two-way design with medium velocity airflow. The unit is mounted flush to the ceiling and draws air in through the fan and discharges out both sides. The air pattern reduces air loss when doors are opened and the medium velocity reduces product drying.

Twin flow units are for temperatures of 35° F and higher. Box temperatures are kept more constant throughout and fresh products last longer. The BTOK is available with an optional coated coil for corrosion protection.UL Listed.

# Model U Reach-In Unit Evaporators

## Dual Air Unit Coolers



For use in salad boxes, back bars and direct draw boxes or wherever a compact unit is required.It can be mounted on the ceiling or wall. This unit draws air in through the front and discharges it out both sides to insure proper distribution of cool air and to maintain a uniform box temperature.

U (UK) is available with an optional coated coil for corrosion protection. UL Listed.

# Model RLC Walk-In Evaporators

## 3,500 to 37,000 BTUH, Low Profile, Air Defrost



### Cabinet

- Extended model and capacity offerings to better match with Chandler condensing units.
- New cabinet design features easy front access to electrical and refrigeration components.
- Panels are isolated for quiet operation.
- Schrader valve on suction header.
- The electric control board is front-facing for easy access.
- Liquid line solenoid wire harness.
- Pre-drilled holes on the back of the unit for room thermostat and controls.
- UL Listed

### Heaters and Coil

- Air, electric, and hot gas defrost.
- Heaters are coil face mount, for better defrost.
- Reduced heater wattages.
- Fixed defrost termination, adjustable for hot gas.

### Guards and Motors

- Motor harness and solenoid harness are at the bottom of the unit for easy access.

### Drain Pan

- Improved drain pan design
- Drain pan heater design allows for more contact with coil and drain pan.

**RLC Air Defrost Models (60 Hz.)**

| Model No. | Capacity BTUH* | Shaded Pole Moto | | | | EC Motor | | | | No. of fans | Connections (In.) | | Approx. Net Wt. (lbs) |
|---|---|---|---|---|---|---|---|---|---|---|---|---|---|
| | | 115/1/60 | | 208-230/1/60 | | 115/1/60 | | 208-230/1/60 | | | Coil Inlet | Suction | |
| | | Amps | Watts | Amps | Watts | Amps | Watts | Amps | Watts | | | | |
| RLC 040 | 4,000 | 1.8 | 116 | 1.0 | 122 | 0.9 | 57 | 0.5 | 59 | 1 | 1/2 OD | 5/8 ID | 28 |
| RLC 052 | 5,200 | 1.8 | 116 | 1.0 | 122 | 0.9 | 57 | 0.5 | 59 | 1 | 1/2 OD | 5/8 ID | 31 |
| RLC 065 | 6,500 | 1.8 | 116 | 1.0 | 122 | 0.9 | 57 | 0.5 | 59 | 1 | 1/2 OD | 7/8 ID | 34 |
| RLC 070 | 7,000 | 3.6 | 232 | 2.0 | 244 | 1.8 | 114 | 1.0 | 118 | 2 | 1/2 OD | 7/8 ID | 45 |
| RLC 090 | 9,000 | 3.6 | 232 | 2.0 | 244 | 1.8 | 114 | 1.0 | 118 | 2 | 1/2 OD | 7/8 ID | 48 |
| RLC 104 | 10,400 | 3.6 | 232 | 2.0 | 244 | 1.8 | 114 | 1.0 | 118 | 2 | 1/2 OD | 7/8 ID | 49 |
| RLC 120 | 12,000 | 3.6 | 232 | 2.0 | 244 | 1.8 | 114 | 1.0 | 118 | 2 | 1/2 OD | 7/8 ID | 51 |
| RLC 130 | 13,000 | 3.6 | 232 | 2.0 | 244 | 1.8 | 114 | 1.0 | 118 | 2 | 1/2 OD | 7/8 ID | 53 |
| RLC 140 | 14,000 | 5.4 | 348 | 3.0 | 366 | 2.7 | 171 | 1.5 | 177 | 3 | 1/2 OD | 7/8 ID | 63 |
| RLC 156 | 15,600 | 5.4 | 348 | 3.0 | 366 | 2.7 | 171 | 1.5 | 177 | 3 | 1/2 OD | 7/8 ID | 67 |
| RLC 180 | 18,000 | 5.4 | 348 | 3.0 | 366 | 2.7 | 171 | 1.5 | 177 | 3 | 1/2 OD | 7/8 ID | 69 |
| RLC 208 | 20,800 | 7.2 | 464 | 4.0 | 488 | 3.6 | 228 | 2.0 | 236 | 4 | 1/2 OD | 1-1/8 ID | 82 |
| RLC 260 | 26,000 | 9.0 | 580 | 5.0 | 610 | 4.5 | 285 | 2.5 | 295 | 5 | 1/2 OD | 1-1/8 ID | 103 |

*10° F T.D. +25° F SST

NOTE: All motors are 1/15 HP and 1.8 amps. To determine total amps multiply 1.8 by the number of fans. Ex. 2 fans x 1.8 = 3.6 total amps for that unit.

**Evaporators with Shaded Pole Motors**

| STD PKG | U/M | BERCOR NUMBER | DESCRIPTION | PC-1 1 | PC-2 2 |
|---|---|---|---|---|---|
| 1 | EA | 97813 | RLC040A 4000 BTU LOW PROFILE AIR DEFROST EVAP | | |
| 1 | EA | 97814 | RLC052A 5200 BTU LOW PROFILE AIR DEFROST EVAP | | |
| 1 | EA | 97815 | RLC065A 6500 BTU LOW PROFILE AIR DEFROST EVAP | | |
| 1 | EA | 97816 | RLC070A 7000 BTU LOW PROFILE AIR DEFROST EVAP | | |
| 1 | EA | 97817 | RLC090A 9000 BTU LOW PROFILE AIR DEFROST EVAP | | |
| 1 | EA | 97818 | RLC104A 10400 BTU LOW PROFILE AIR DEFROST EVAP | | |
| 1 | EA | 97819 | RLC120A 12000 BTU LOW PROFILE AIR DEFROST EVAP | | |
| 1 | EA | 97820 | RLC130A 13000 BTU LOW PROFILE AIR DEFROST EVAP | | |
| 1 | EA | 97821 | RLC140A 14000 BTU LOW PROFILE AIR DEFROST EVAP | | |
| 1 | EA | 97822 | RLC156A 15600 BTU LOW PROFILE AIR DEFROST EVAP | | |
| 1 | EA | 97823 | RLC180A 18000 BTU LOW PROFILE AIR DEFROST EVAP | | |
| 1 | EA | 97824 | RLC208A 20800 BTU LOW PROFILE AIR DEFROST EVAP | | |
| 1 | EA | 97825 | RLC260A 26000 BTU LOW PROFILE AIR DEFROST EVAP | | |

**Evaporators with ECM Motors**

| | | | | | |
|---|---|---|---|---|---|
| 1 | EA | 97914 | RLC052AE 5200 BTU W/ECM LOW PROFILE AIR DEFROST EVAP | | |
| 1 | EA | 97915 | RLC065AE 6500 BTU W/ECM LOW PROFILE AIR DEFROST EVAP | | |
| 1 | EA | 97916 | RLC070AE 7000 BTU W/ECM LOW PROFILE AIR DEFROST EVAP | | |
| 1 | EA | 97917 | RLC090AE 9000 BTU W/ECM LOW PROFILE AIR DEFROST EVAP | | |
| 1 | EA | 97918 | RLC104AE 10400 BTU W/ECM LOW PROFILE AIR DEFROST EVAP | | |
| 1 | EA | 97919 | RLC120AE 12000 BTU W/ECM LOW PROFILE AIR DEFROST EVAP | | |
| 1 | EA | 97920 | RLC130AE 13000 BTU W/ECM LOW PROFILE AIR DEFROST EVAP | | |
| 1 | EA | 97921 | RLC140AE 14000 BTU W/ECM LOW PROFILE AIR DEFROST EVAP | | |
| 1 | EA | 97922 | RLC156AE 15600 BTU W/ECM LOW PROFILE AIR DEFROST EVAP | | |
| 1 | EA | 97923 | RLC180AE 18000 BTU W/ECM LOW PROFILE AIR DEFROST EVAP | | |
| 1 | EA | 97924 | RLC208AE 20800 BTU W/ECM LOW PROFILE AIR DEFROST EVAP | | |
| 1 | EA | 97925 | RLC260AE 26000 BTU W/ECM LOW PROFILE AIR DEFROST EVAP | | |

# Model ELC Walk-In Evaporators

## Low Profile, Electric Defrost



### Cabinet

- Extended model and capacity offerings to better match with Chandler condensing units.
- New cabinet design features easy front access to electrical and refrigeration components.
- Panels are isolated for quiet operation.
- Schrader valve on suction header.
- The electric control board is front-facing for easy access.
- Liquid line solenoid wire harness.
- Pre-drilled holes on the back of the unit for room thermostat and controls.
- UL Listed

### Heaters and Coil

- Air, electric, and hot gas defrost.
- Heaters are coil face mount, for better defrost.
- Reduced heater wattages.
- Fixed defrost termination, adjustable for hot gas.

### Guards and Motors

- Motor harness and solenoid harness are at the bottom of the unit for easy access.

### Drain Pan

- Improved drain pan design
- Drain pan heater design allows for more contact with coil and drain pan.

### Electric Defrost Physical Data

| Model No. | Number of Fans | Connections (inches) | | Approx. Net Wt. (Lbs.) |
|---|---|---|---|---|
| | | Coil Inlet | Suction | |
| ELC 040 | 1 | 1/2 OD | 5/8 ID | 26 |
| ELC 047 | 1 | 1/2 OD | 5/8 ID | 29 |
| ELC 065 | 2 | 1/2 OD | 5/8 ID | 43 |
| ELC 075 | 2 | 1/2 OD | 5/8 ID | 45 |
| ELC 090 | 2 | 1/2 OD | 7/8 ID | 48 |
| ELC 120 | 3 | 1/2 OD | 7/8 ID | 60 |
| ELC 140 | 3 | 1/2 OD | 7/8 ID | 62 |
| ELC 160 | 4 | 1/2 OD | 1-1/8 ID | 81 |

External equalizer is 1/4 OD. Drain fitting is 3/4 MPT.

### ELC/EFC Electric Defrost Evaporators (60 Hz., 6 FPI)

| Model No. | Capacity BTUH | No. of Fans | Shaded Pole Motor Data (Total Amps) | | | EC Motor | | Defrost Heaters (Total Amps) | |
|---|---|---|---|---|---|---|---|---|---|
| | | | HP | 208-230/1/60 | | 208-230/1/60 | | Watts | 230/1/60 |
| | | | | Amps | Watts | Amps | Watts | | |
| ELC 040 | 4,000 | 1 | 1/15 | 1.0 | 122 | 0.5 | 59 | 900 | 3.9 |
| ELC 047 | 4,700 | 1 | 1/15 | 1.0 | 122 | 0.5 | 59 | 900 | 3.9 |
| ELC 065 | 6,500 | 2 | 1/15 | 2.0 | 244 | 1.0 | 118 | 1800 | 7.8 |
| ELC 075 | 7,500 | 2 | 1/15 | 2.0 | 244 | 1.0 | 118 | 1800 | 7.8 |
| ELC 090 | 9,000 | 2 | 1/15 | 2.0 | 244 | 1.0 | 118 | 1800 | 7.8 |
| ELC 120 | 12,000 | 3 | 1/15 | 3.0 | 366 | 1.5 | 177 | 2700 | 11.7 |
| ELC 140 | 14,000 | 3 | 1/15 | 3.0 | 366 | 1.5 | 177 | 2700 | 11.7 |
| ELC 160 | 16,000 | 4 | 1/15 | 4.0 | 488 | 2.0 | 236 | 3600 | 15.7 |

### Evaporators with Shaded Pole Motors

| STD PKG | U/M | BERCOR NUMBER | DESCRIPTION | PC-1 1 | PC-2 2 |
|---|---|---|---|---|---|
| 1 | EA | 97799 | ELC047B 4,700 BTU LOW PROFILE ELEC DEFROST EVAP | | |
| 1 | EA | 97826 | ELC040B 4000 BTU LOW PROFILE ELECT DEFROST EVAP | | |
| 1 | EA | 97827 | ELC065B 6,500 BTU LOW PROFILE ELECT DEFROST EVAP | | |
| 1 | EA | 97828 | ELC075B 7,500 BTU LOW PROFILE ELECT DEFROST EVAP | | |
| 1 | EA | 97829 | ELC090B 9,000 BTU LOW PROFILE ELECT DEFROST EVAP | | |
| 1 | EA | 97830 | ELC120B 12,000 BTU LOW PROFILE ELECT DEFROST EVAP | | |
| 1 | EA | 97831 | ELC140B 14,000 BTU LOW PROFILE ELECT DEFROST EVAP | | |
| 1 | EA | 97832 | ELC160B 16,000 BTU LOW PROFILE ELECT DEFROST EVAP | | |

### Evaporators with ECM Motors

| | | | | | |
|---|---|---|---|---|---|
| 1 | EA | 97899 | ELC047BE 4,700 BTU W/ECM LOW PROFILE ELEC DEFROST EVAP | | |
| 1 | EA | 97926 | ELC040BE 4000 BTU W/ECM LOW PROFILE ELECT DEFROST EVAP | | |
| 1 | EA | 97927 | ELC065BE 6,500 BTU W/ECM LOW PROFILE ELECT DEFROST EVAP | | |
| 1 | EA | 97928 | ELC075BE 7,500 BTU W/ECM LOW PROFILE ELECT DEFROST EVAP | | |
| 1 | EA | 97929 | ELC090BE 9,000 BTU W/ECM LOW PROFILE ELECT DEFROST EVAP | | |
| 1 | EA | 97930 | ELC120BE 12,000 BTU W/ECM LOW PROFILE ELECT DEFROST EVAP | | |
| 1 | EA | 97931 | ELC140BE 14,000 BTU W/ECM LOW PROFILE ELECT DEFROST EVAP | | |
| 1 | EA | 97932 | ELC160BE 16,000 BTU W/ECM LOW PROFILE ELECT DEFROST EVAP | | |

# RLC and ELC Dimensional Data

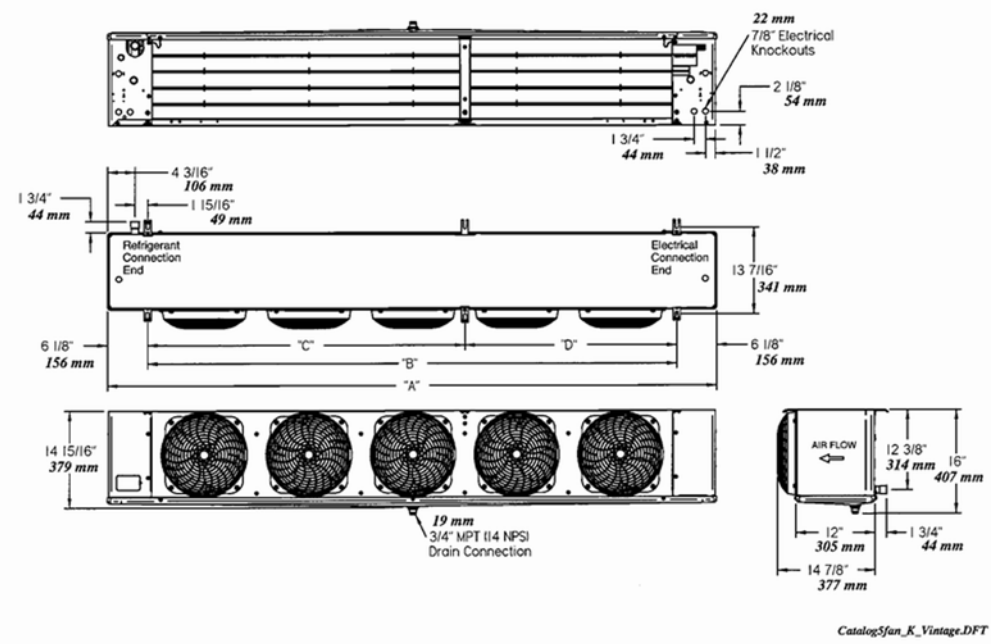


**Dimensional Data for all Models**

| Air Defrost Models | Electric and Hot Gas Defrost Models | Dimensions (In.) | |
|---|---|---|---|
| 6 FPI | 6 FPI | A | B |
| 040 | | 29.50 | 17.25 |
| 052 | 040 | 29.50 | 17.25 |
| 065 | | 29.50 | 17.25 |
| 070 | | 45.50 | 33.25 |
| 090 | 065 | 45.50 | 33.25 |
| 104 | | 45.50 | 33.25 |
| 120 | 075 | 45.50 | 33.25 |
| 130 | 090 | 45.50 | 33.25 |
| 140 | 120 | 61.50 | 49.25 |
| 156 | | 61.50 | 49.25 |
| 180 | 140 | 61.50 | 49.25 |
| 208 | 160 | 77.50 | 65.25 |
| 260 | | 93.50 | 81.25 |

NOTE: Hanger brackets will accept 3/8" hanger rods.

# Model GLC Walk-In Evaporators

## Low Profile Hot Gas Defrost Evaporators



### Cabinet

- Extended model and capacity offerings to better match with Chandler condensing units.
- New cabinet design features easy front access to electrical and refrigeration components.
- Small physical cabinet size with interior optimized space.
- Panels are isolated for quiet operation.
- Schrader valve on suction header.
- Hanger bars are located inside the cabinet and are powder coated for corrosion protection.
- On 4–6 fan models, lanyards are included as a drain pan holder.
- The electric control board is front-facing for easy access.
- Liquid line solenoid wire harness.
- Pre-drilled holes on the back of the unit for room thermostat and controls.
- UL Listed

### Heaters and Coil

- Heaters are coil face mount, for better defrost.
- Internally enhanced tubing and fin design for higher efficiency.
- Reduced heater wattages.
- Fixed defrost termination, adjustable for hot gas.
- Heaters safety limit.

### Guards and Motors

- Improved plastic black guard design.
- Motor harness and solenoid harness are at the bottom of the unit for easy access.
- Motor harness easily plugs in.

### Drain Pan

- Improved drain pan design
- Drain pan heater design allows for more contact with coil and drain pan.

# Model LAH Walk-In Evaporators

## Low Velocity Air Defrost Unit Coolers



The LAH low velocity air defrost units feature very low coil face velocity yet provides positive, quiet air movement. This combination assures even box temperatures and high humidity at the same time. LAH unit coolers equal or outperform gravity coils but are far more economical to install. Their low, narrow construction was designed especially for installation between the rail beams in meat storage and aging rooms.

The high humidity characteristics of the LAH minimize shrinkage and dehydration of produce. Model LAH has been designed for the attractive appearance and easy cleaning necessary in food processing. The LAH is best used in applications between 35° and 38° F. Also available in electric or hot gas defrost. UL Listed.

# Model HWA Walk-In Evaporators

## Low Air Flow Air Defrost Unit Coolers



HWA models are ideal for floral storage, fresh fruit and vegetables, dough retarding, fresh meat storage and preparations, and many other applications of 35° F and above. The low air flow and quiet fans are classically suited for work room applications.

The generous coil surface combined with close T. D. system balance provides high humidity characteristics to minimize product shrinkage and drying. Also available in electric or hot gas defrost. UL Listed.

***Call your local G.W. Berkheimer representative for pricing and availability.***

CHANDLER REFRIGERATION

# Model TLH Walk-In Evaporators

## Center Mount Air Defrost Unit Coolers



Model TLH units are compact, medium velocity coolers designed for use in +35° F and above rooms. The low height gives more head room and allows product to be stacked higher. The center ceiling mount with dual air flow allows shelving and storage of product around all walls.

Also equipped with dual drain pans to prevent sweating, the TLH units have a heavy gauge grained aluminum cabinet that cleans easily and looks attractive. The PVC coated fan guards won't rust or rattle.

Ease of installation and service are also part of the design. The panels on the ends quickly remove to complete access to refrigerant components and electrical terminal block, without the need to drop the fan panel/drain pan. UL Listed.

CHANDLER REFRIGERATION

# Model TLL Walk-In Evaporators

## Center Mount Electric Defrost Unit Coolers



Model TLL is the compact, ceiling mount with only 8-5/8" height that provides maximum headroom in a commercial freezer. The center mount design allows for product to be stacked all around while air flow distributes evenly throughout the box. TLL units are designed for -20° F to +34° F and are ideal for tight storage situations.

Standard features include a heavy gauge grained aluminum cabinet that cleans easily and looks attractive. The stainless steel screws prevent rust streaks, and the PVC coated fan guards won't rust. The TLL unit coolers are designed to be easy to install and service. All the defrost controls are mounted and wired to a terminal board, and panels on either end remove quickly for complete access to the refrigerant components and electrical connection point. A quick disconnect, waterproof plug, and receptable is supplied with each motor. UL Listed.

CHANDLER REFRIGERATION

# Model HMA Walk-In Evaporators

## Medium Profile Air Defrost Unit Coolers



Model HMA units are designed with superior quality and dependable performance. With features like the innovative Thermo-Flex™ coil design which carries a five-year limited guarantee against refrigerant leaks, internal grooved tubing for greater heat transfer efficiency and motors that plug into the wiring harness for easier accessibility, these units provide long life and dependability to your refrigeration application.

With 10,000 to 71,000 BTUH size ranges and a modular design that is only 25 inches high, these unit coolers serve a variety of commercial and industrial applications. Also available in electric or hot air defrost. UL Listed.

***Call your local G.W. Berkheimer representative for pricing and availability.***

# Model CH Air Cooled Condensing Units

## 1/2 through 5 HP, Indoor/Outdoor, with Hermetic Compressors



- Oversized aluminum fin, copper tube condenser that works in high ambients.
- Motors rated for 50 and 60 cycle application.
- Fans specifically matched with motor and coil to attain maximum air movement and cooling.
- Prepainted G90 galvanized cabinets for superior strength and corrosion protection including hoods for outdoor units only. Heavy duty steel raised base with 1-1/2" legs.
- A receiver with fusible plug, liquid shutoff valve and charging port is also standard.
- UL Listed.

### Extended Medium Temperature R-404A Hermetic Condensing Units‡

| CH* Model No. | Compressor | Refrigerant | Suction Temp. ° F | BTUH @ 95° Ambient | Connections (In.) | | MCA | | Receiver 90% Full Lbs. | Dimensions H x W x D (In.) | Approx. Ship Wt. (Lbs.) |
|---|---|---|---|---|---|---|---|---|---|---|---|
| | | | | | Liquid IDS | Suction IDS | Air | Elec. | | | |
| CH*005X6BFM | RS43C2E | High-Temp R–404A | 25 | 5,970 | 3/8 | 1/2 | 15 | 20 | 5.5 | 17-1/4 x 23-3/4 x 28-1/4 | 162 |
| CH*008X6BFM | RS55C2E | | | 7,070 | 3/8 | 1/2 | 15 | 20 | 5.5 | 17-1/4 x 23-3/4 x 28-1/4 | 162 |
| CH*009X6BFM | RS70C2E | | | 8,420 | 3/8 | 5/8 | 15 | 20 | 5.5 | 17-1/4 x 23-3/4 x 28-1/4 | 171 |
| CH*010X6BFM | RS70C1E | | | 8,850 | 3/8 | 5/8 | 15 | 20 | 5.5 | 17-1/4 x 23-3/4 x 28-1/4 | 165 |
| CH*010X6CFM | | | | 8,850 | 3/8 | 5/8 | 15 | 20 | 5.5 | 17-1/4 x 23-3/4 x 28-1/4 | 165 |
| CH*015X6BFM | CS10K6E | | | 13,960 | 3/8 | 5/8 | 15 | 24 | 9.0 | 17-1/4 x 37-3/4 x 28-1/4 | 236 |
| CH*015X6CFM | | | | 13,960 | 3/8 | 5/8 | 15 | 20 | 9.0 | 17-1/4 x 37-3/4 x 28-1/4 | 235 |
| CH*025X6BFM | CS14K6E | | | 17,490 | 3/8 | 7/8 | 15 | 29 | 9.0 | 17-1/4 x 37-3/4 x 28-1/4 | 244 |
| CH*025X6CFM | | | | 17,490 | 3/8 | 7/8 | 15 | 24 | 9.0 | 17-1/4 x 37-3/4 x 28-1/4 | 245 |
| CH*030X6BFM | CS18K6E | | | 25,490 | 1/2 | 7/8 | 21 | 38 | 20.0 | 29-3/4 x 42-1/2 x 30-1/4 | 303 |
| CH*030X6CFM | | | | 25,490 | 1/2 | 7/8 | 15 | 29 | 20.0 | 29-3/4 x 42-1/2 x 30-1/4 | 303 |
| CH*040X6BFM | CS27K6E | | | 37,270 | 1/2 | 1-1/8 | 30.3 | 44 | 20.0 | 29-3/4 x 42-1/2 x 30-1/4 | 324 |
| CH*040X6CFM | | | | 37,270 | 1/2 | 1-1/8 | 20.7 | 38 | 20.0 | 29-3/4 x 42-1/2 x 30-1/4 | 324 |
| CH*050X6BFM | CS33K6E | | | 41,000 | 1/2 | 1-1/8 | 38 | 59 | 20.0 | 29-3/4 x 42-1/2 x 30-1/4 | 340 |
| CH*050X6CFM | | | | 41,000 | 1/2 | 1-1/8 | 24.5 | 38 | 20.0 | 29-3/4 x 42-1/2 x 30-1/4 | 324 |

### Low Temperatre R-404A/507 Hermetic Condensing Unit

| CH* Model No. | Compressor | Refrigerant | Suction Temp. | BTUH @ 95° Ambient | Connections (In.) | | MCA | | Receiver 90% Full (Lbs.) | Dimensions H x W x D (In.) | Approx. Ship Wt. (Lbs.) |
|---|---|---|---|---|---|---|---|---|---|---|---|
| | | | | | Liquid IDS | Suction IDS | Air | Elec. | | | |
| CH*014L6 | CF06K63 | HFC-404A/507 | -10° F | 7,790 | 3/8 | 5/8 | 15 | 20 | 5.5 | 17-1/4 x 23-3/4 x 28-1/4 | 160 |
| CH*019L6 | CF06K63 | | | 8,750 | 3/8 | 5/8 | 15 | 24 | 9.0 | 17-1/4 x 37-3/4 x 28-1/4 | 200 |
| CH*025L6 | CF09K6E | | | 13,150 | 3/8 | 7/8 | 20 | 29 | 9.0 | 17-1/4 x 37-3/4 x 28-1/4 | 209 |
| CH*031L6 | CF12K6E | | | 15,909 | 1/2 | 7/8 | 22.3 | 37.5 | 14.0 | 19-3/4 x 37-3/4 x 28-1/4 | 217 |

‡ These units are capable of operating in Low Temperature applications. A field installed accumulator defrost time clock needs to be added. Check with your local G.W. Berkheimer representative for BTU ratings.

* = T for outdoor, N for indoor, S for Beacon II.

### Med/High Temp R-404A Hermetic Condensing Units

| STD PKG | U/M | BERCOR NUMBER | DESCRIPTION | PC-1 1 | PC-2 2 |
|---|---|---|---|---|---|
| 1 | EA | 97858 | CHT005X6BFM 4580 BTU 230-1PH R404A MED TEMP CONDENSING UNIT | | |
| 1 | EA | 97872 | CHT008X6BFM 7590 BTU 230-1PH R404A MED TEMP CONDENSING UNIT | | |
| 1 | EA | 97859 | CHT009X6BFM 7850 BTU 230-1PH R404A MED TEMP CONDENSING UNIT | | |
| 1 | EA | 97860 | CHT010X6BFM 8640 BTU 230-1PH R404A MED TEMP CONDENSING UNIT | | |
| 1 | EA | 97861 | CHT010X6CFM 8640 BTU 230-3PH R404A MED TEMP CONDENSING UNIT | | |
| 1 | EA | 97862 | CHT015X6BFM 12580 BTU 230-1PH R404A MED TEMP CONDENSING UNIT | | |
| 1 | EA | 97863 | CHT015X6CFM 12580 BTU 230-3PH R404A MED TEMP CONDENSING UNIT | | |
| 1 | EA | 97864 | CHT025X6BFM 15820 BTU 230-1PH R404A MED TEMP CONDENSING UNIT | | |
| 1 | EA | 97865 | CHT025X6CFM 15820 BTU 230-3PH R404A MED TEMP CONDENSING UNIT | | |
| 1 | EA | 97866 | CHT030X6BFM 24510 BTU 230-1PH R404A MED TEMP CONDENSING UNIT | | |
| 1 | EA | 97867 | CHT030X6CFM 24510 BTU 230-3PH R404A MED TEMP CONDENSING UNIT | | |
| 1 | EA | 97868 | CHT040X6BFM 33160 BTU 230-1PH R404A MED TEMP CONDENSING UNIT | | |
| 1 | EA | 97869 | CHT040X6CFM 33160 BTU 230-3PH R404A MED TEMP CONDENSING UNIT | | |
| 1 | EA | 97870 | CHT050X6BFM 38130 BTU 230-1PH R404A MED TEMP CONDENSING UNIT | | |
| 1 | EA | 97871 | CHT050X6CFM 38130 BTU 230-3PH R404A MED TEMP CONDENSING UNIT | | |

### Low Temperature R404A/507 Hermetic Condensing Units

| | | | | | |
|---|---|---|---|---|---|
| 1 | EA | 97845 | CHT014L6BF 7,790 BTU 230-1 PH R404A LOW TEMP CONDENSING UNIT | | |
| 1 | EA | 97846 | CHT014L6CF 7,790 BTU 230-3 PH R404A LOW TEMP CONDENSING UNIT | | |
| 1 | EA | 97847 | CHT019L6BF 8,710 BTU 230-1 PH R404A LOW TEMP CONDENSING UNIT | | |
| 1 | EA | 97848 | CHT019L6CF 8,710 BTU 230-3 PH R404A LOW TEMP CONDENSING UNIT | | |
| 1 | EA | 97849 | CHT025L6BF 13,150 BTU 230-1 PH R404A LOWTEMP CONDENSING UNIT | | |
| 1 | EA | 97850 | CHT025L6CF 13,150 BTU 230-3 PH R404A LOW TEMP CONDENSING UNIT | | |
| 1 | EA | 97852 | CHT031L6CF 15,909 BTU 230-3 R404A LOW TEMP CONDENSING UNIT | | |

# Model CZ Air Cooled Condensing Units

## 2 through 6 HP, Indoor or Outdoor, with Scroll Compressors



- Copeland hermetic, new Glacier Scroll and the popular Copeland low temperature compressors.
- Large electrical panel for ease of access.
- Prefabricated wiring harnesses for tight connections and to simplify service.
- Encapsulated, auto-reset, high and low pressure controls to eliminate leaks (standard on all high and medium temperature models, adjustable low pressure control standard on low temperature models).
- All units completely leak tested in a helium environment and run tested.
- Includes: Crankcase heater, head pressure control flooding valve, liquid line drier, and sight glass.
- Air or Electric defrost timer: 1/2 to 3 HP low temp.
- Electric defrost with timer and contactors: 4 to 6 HP low temp.
- UL listed.

**CZ* Series Outdoor**

| CZ* Model No. | Compressor | Refrigerant | Suction Temp. | BTUH @ 95° Ambient | Connections (In.) | | Unit MCA‡ | | Receiver 90% Full (Lbs) | Dimensions H x W x D (In.) | Approx. Ship Wt. (Lbs.) |
|---|---|---|---|---|---|---|---|---|---|---|---|
| | | | | | Liquid IDS | Suction IDS | 208/ 230/1 | 208/ 230/3 | | | |
| CZ*025L6 | ZF08K4E | HFC-404/ 507/22 | -10° F | 11,850 | 1/2 | 7/8 | 20 | 15 | 14 | 19-3/4 x 37-3/4 x 28-1/4 | 203 |
| CZ*030L6 | ZF09K4E | | -10° F | 13,200 | 1/2 | 7/8 | 20 | 15 | 14 | 19-3/4 x 37-3/4 x 28-1/4 | 197 |

‡ Minimum Circuit Amps: Air Defrost Type Unit.

* = T for outdoor, N for indoor, S for Beacon II.

| STD PKG | U/M | BERCOR NUMBER | DESCRIPTION | PC-1 1 | PC-2 2 |
|---|---|---|---|---|---|
| 1 | EA | 97855 | CZT025L6C 11,850 BTU 230-3 PH R404A LOW TEMP SCROLL COND UNI | | |
| 1 | EA | 97857 | CZT030L6CF 13,200 BTU 230-3 PH R404A LOW TEMP SCROLL COND UNI | | |

# Parts

| STD PKG | U/M | BERCOR NUMBER | DESCRIPTION | PC-1 EACH |
|---|---|---|---|---|
| 1 | EA | 98002 | 026215300 10IN 40DEG 5/16 CCW FAN BLADE | |
| 1 | EA | 98021 | 038688900 1/20HP 230V 1550RPM CW MOTOR | |
| 1 | EA | 98026 | 23102401 LOW PROFILE MOTOR MOUNT | |
| 1 | EA | 98019 | 25300101S 1/20 115V 1550RPM CWSE MOTOR | |
| 1 | EA | 98020 | 25300201S 1/20HP 230V 1550RPM CWSE MOTOR | |
| 1 | EA | 98014 | 25300701S 1/150 HP 115V 3000 RPM CWSE MOTOR | |
| 1 | EA | 98017 | 25309101S 1/15HP 230V 1550RPM CCWSE MOTOR | |
| 1 | EA | 98032 | 25309501S 1/20 115V 1550RPM CWSE PSC MOTOR | |
| 1 | EA | 98033 | 25309801S 1/20HP 230V 1550RPM CWSE PSC MOTOR | |
| 1 | EA | 98025 | 2531194 40MHP 115V 1550RPM CCWSE MOTOR | |
| 1 | EA | 98023 | 2537974S 1/4HP 230V 1075RPM CCW MOTOR | |
| 1 | EA | 98028 | 28900107 BEACON I TEMPERATURE SENSOR | |
| 1 | EA | 98027 | 5021SS 1/150HP 120V 3000RPM CWSE MOTOR | |
| 1 | EA | 98034 | 5036NS 1/15HP 115V 1550RPM CWSE PSC MOTOR | |
| 1 | EA | 98035 | 5036PS 1/15HP 230V 1550RPM CWSE PSC MOTOR | |
| 1 | EA | 98016 | 5036SS 1/15HP 115V 1550RPM CWSE MOTOR | |
| 1 | EA | 98018 | 5036TS 1/15HP 230V 1550RPM CWSE MOTOR | |
| 1 | EA | 98012 | 5054D LEXAN FAN GUARD | |
| 1 | EA | 98005 | 5101B 5.5IN 24DEG CCW FAN BLADE | |
| 1 | EA | 98004 | 5110E 12IN 24DEG CCW FAN BLADE | |
| 1 | EA | 98003 | 5140C 12IN 23DEG CW FAN BLADE | |
| 1 | EA | 98006 | 5708L OPEN 75 CLOSES 40 THERMOSTAT | |
| 1 | EA | 98007 | 5709L OPEN 55 CLOSE 35 DEFROST TERMINATION SWITCH | |
| 1 | EA | 98015 | 7071061 1/15HP 230V 1550RPM CCWSE MOTOR | |
| 1 | EA | 98022 | 7071208S 1/3HP 230V 1075RPM CCWSE MOTOR | |
| 1 | EA | 98008 | 7075819 3 WIRE 50 DEG DEFROST THERMOSTAT | |
| 1 | EA | 98009 | 92864003 3/4IN FPT W/3/4 CPLG DRAIN FITTING | |
| 1 | EA | 98011 | D21194A2 12IN 19DEG CW FAN BLADE | |

## HHA Warehouse Evaporators

### High Profile Air Defrost Unit Coolers



Model HHA large air defrost unit coolers are ideal for warehouse cooler applications. With a wide capacity range and the patented Thermo-Flex™ coil design, these large unit coolers provide efficient, reliable operation. Features include a mill finish aluminum cabinet, 850 RPM motors for low noise and reliability, liquid line solenoid wiring harness for faster installation, suction Schrader fitting for easier suction temperature measurement. Also, the large unit coolers have captive fasteners on access panels for easy servicing; no fumbling with loose bolts and nuts. The HH Series also has a standardized terminal board for easier field wiring.

Options include high CFM motor and fan combinations, totally enclosed motors, low temperature motors for blast cooling, long air throw collars for large warehouse/industrial applications, and insulated drain pans. UL Listed.

## Beacon® II Refrigeration System



Beacon II is the next generation of Chandler's patented pre-assembled, factory installed refrigeration system featuring an integrated microcomputer-based electronic control board. Beacon II offers:

- Complete factory installation, wiring, and testing which saves time and money.
- Simple field electrical connections and 24 volt wiring between condensing and evaporator coil.
- Present factory superheat allowing the system to run more efficiently and reducing future adjustments.
- Monitors and controls box temperature, evaporator superheat, condenser fan cycling, system status and defrost from outside the box.
- Monitor and make system changes remotely via modem and exclusive Beacon Smart II software.
- Data logging capabilities with Smart Controller.

## HDH Horizontal Air Discharge Outdoor Condensing Units

### 15 through 40 HP with Discus Compressors



The HDH outdoor Discus condensing unit features a new leak resistant design which includes the patented fully Floating Tube condenser. The HDH features a high effiiency Copeland Discus compressor.

The electrical controls including compressor contactor and optional defrost control are located in an easily accessible control box with a hinged cover. UL listed.

## HRI Indoor Condensing Units

### 3/4 through 30 HP with Reed Compressors



HRI models feature a new leak resistant design that includes a patented free-floating tube condenser coil. Electrical controls are located in an easily accessible control box with a hinged cover which also has room for the defrost controls when required.

HRI models feature a Reed compressor. Receivers are sized for sufficient pumpdown capacity and vapor-free liquid. The HRI cabinet is constructed from pre-painted G90 galvanized steel. UL Listed.

## HDI Indoor Condensing Units

### 3/4 through 30 HP with Reed Compressors



HDI models, 3/4 to 30 HP, feature a new leak resistant design that includes a patented free-floating tube condenser coil. Electrical controls are located in an easily accessible control box with a hinged cover which also has room for the defrost controls when required.

HDI models feature a Discus compressor. Receivers are sized for sufficient pump down capacity and vapor-free liquid. The HDI cabinet is constructed from prepainted G90 galvanized steel. UL Listed.

## HDD Dual Compressor Outdoor Condensing Units

### 24 through 80 HP



The HDD condensing unit is a dual compressor vertical discharge outdoor condensing unit that utilizes Copeland Discus compressors.

A wide range of options are available that are ideal for large cold storage or warehouse applications. UL Listed.

## HWN and ZWN Water Cooled Condensing Units

### 1/2 through 6 HP, Remote, with Hermetic or Scroll Compressors



The HW or ZW Series is a water cooled hermetic and scroll condensing unit line. These new condensing units component selection, location, base and unit dimensions are all optimized for easy field replacements or in new installations where space is limited. Extra space is provided inside the electrical box for easy servicing. The area is large enough to accommodate circuit breakers, compressor contactors time clocks, and all start components in one enclosure.

Standard features include compressor isolation valves that enable service technicians to isolate the compressor for service. Also standard is the extra capacity receiver which provides total refrigerant pump down. Ideal for units requiring long line runs. These units are available with Copeland hermetic, scroll low and medium temperature compressors as well as hermetic low temperature compressors for HCFC-22 and HFC-404A. These units are UL listed.

## SWN Water Cooled Condensing Units

### 3/4 through 22 HP, Indoor



Model SWN are "vessel-mounted" indoor water cooled condensing units. They are complete with a shell and tube, cleanable, water cooled, condenser for those applications where air cooled condensers would not be practical, or water is readily available.

Available in sizes 3/4 to 22 HP in all temperature ranges, the SWN units are an economical, compact selection for many jobs. UL Listed.

## SRN Remote and Water Cooled Condensing Units

### 3/4 through 22 HP, Remote Indoor Compressor



SRN models are indoor compressor units designed for use with a remote air cooled or evaporative condenser. Typical applications include supermarkets, warehouses, convenience stores, or wherever outdoor roof or pad space is at a minimum.

SRN units are available in sizes 3/4 to 22 HP in high, medium and low temperature. UL Listed.

# WSS Air Cooled Condensers

## 1 through 26 Tons



WSS air cooled condensers are designed for efficient performance and low maintenance. The units feature an aluminum cabinet for long life and attractive appearance.

The aluminum fin, copper tube coils have staggered tube design for high efficiency. All coils are dehydrated, pressure tested, sealed with caps, and pressurized for shipment.
UL Listed.

# HLS/HLE/HLX/HLQ Air Cooled Condensers

## 21 through 212 Tons, Direct Drive



The HLS/HLE/HLX/HLQ series feature the patented Floating Tube condenser coil which virtually eliminates the possiblity of tube support leaks. The units are configured with single and double wide fan modules and are available with 540, 830 or 1140 RPM motors.

Units may be ordered with painted galvanized or smooth aluminum cabinetry. A wide variety of options are available to allow unit customization.
UL Listed.

# Sealed Enclosure Air Conditioners



Sealed enclosure cooling is for hot and dirty environments. It maintains the seal of the enclosure, protecting the electronics from damaging dust, wtaer, and other harmful elements.

**G-52 SPECTRACOOL™ Indoor/Outdoor Model**
An energy-efficient rotary compressor and new earth-friendly refrigerant provide reliable cooling in rugged indoor and outdoor environments. All models are built with corrosion-resistant components and are Telecordia GR-487 capable.

**Genesis® Compact Indoor Model**
The Type 12 air conditioner of choice for light-duty manufacturing process control applications.

### G-52 SPECTRACOOL Model

| STD PKG | U/M | BERCOR NUMBER | DESCRIPTION | PC-1 EACH |
|---|---|---|---|---|
| 1 | EA | 69141 | G52-0826-G050 8000 BTU 230V MCLEAN UNIT | |

### Genesis Model

| | | | | |
|---|---|---|---|---|
| 1 | EA | 69151 | M28-0626-G030HD 6000 BTU 230V 1PH CABINET COOLER | |

## Manitowoc SM50 Series Ice Machine



- Individual cubes with unique octagon shape
- Water filter system integrated inside machine with depth filtration and scale inhibitor
- Lighted bin (LED light) with large opening for easy access
- 3-year parts and labor warranty on entire machine

NOTE: This product is intended exclusively for commercial application. No warranty extended for personal, family, or household purposes.

| Model | Pounds/ Day | Cube Size | Height (In.) | Width (In.) | Depth (In.) | Voltage | Ice Storage Capacity (Lbs.) |
|---|---|---|---|---|---|---|---|
| SM50A | 53 | Octagonal | 34 | 14-3/4 | 23-1/2 | 115 | 25 |

| STD PKG | U/M | BERCOR NUMBER | DESCRIPTION |
|---|---|---|---|
| 1 | EA | 98100 | SM-50-A 50# STD OCTAGON AIR COOLED ICE MACHINE |

***Call your local G.W. Berkheimer representative for pricing and availability.***

## Manitowoc Indigo Series 300 Ice Cube Machine



**Shown on B-400 Bin**

- Space-saving Design
- Intelligent diagnostics
- Acoustical ice sensing probe
- EasyRead display
- Programmable ice production
- Easy-to-clean foodzone
- DuraTech exterior

| Model | Pounds/ Day | Cube Size | Height (In.) | Width (In.) | Depth (In.) | Voltage | Compatible Ice Storage Bin |
|---|---|---|---|---|---|---|---|
| ID-0302A | 310 | Dice | 16-1/2 | 30 | 24-1/2 | 115/60/1 | B-170 and B-400 |
| ID-0303W | 300 | Dice | 16-1/2 | 30 | 24-1/2 | 115/60/1 | |
| ID-0304A | 310 | Half-Dice | 16-1/2 | 30 | 24-1/2 | 115/60/1 | |
| ID-0305W | 300 | Half-Dice | 16-1/2 | 30 | 24-1/2 | 115/60/1 | |

| STD PKG | U/M | BERCOR NUMBER | DESCRIPTION |
|---|---|---|---|
| 1 | EA | 98261 | ID-0302A 310# DICE AIR COOLED ICE MACHINE |
| 1 | EA | 98894 | ID-0303W 300# DICE WATER COOLED |
| 1 | EA | 98273 | IY-0304A 310# HALF DICE AIR COOLED ICE MACHINE |
| 1 | EA | 98274 | IY-0305W 310# HALF DICE WATER COOLED ICE MACHINE |

***Call your local G.W. Berkheimer representative for pricing and availability.***

# Manitowoc Indigo Series 322 Ice Cube Machine



**Shown on B-400 Bin**

- Space-saving Design
- Intelligent diagnostics
- Acoustical ice sensing probe
- EasyRead display
- Programmable ice production
- Easy-to-clean foodzone
- DuraTech exterior

| Model | Pounds/ Day | Cube Size | Height (In.) | Width (In.) | Depth (In.) | Voltage | Compatible Ice Storage Bin |
|---|---|---|---|---|---|---|---|
| ID-0322A | 355 | Dice | 21-1/2 | 22 | 24-1/2 | 115/60/1 | B-320 and B-420 |
| ID-0323W | 330 | Dice | 21-1/2 | 22 | 24-1/2 | 115/60/1 | |
| ID-0324A | 350 | Half-Dice | 21-1/2 | 22 | 24-1/2 | 115/60/1 | |
| ID-0325W | 350 | Half-Dice | 21-1/2 | 22 | 24-1/2 | 115/60/1 | |

| STD PKG | U/M | BERCOR NUMBER | DESCRIPTION |
|---|---|---|---|
| 1 | EA | 98262 | ID-0322A 350# DICE AIR COOLED |
| 1 | EA | 98895 | ID-0323W 330# DICE WATER COOLED |
| 1 | EA | 98275 | IY-0324A 350# HALF DICE AIR COOLED |
| 1 | EA | 98276 | IY-0325W 350# HALF DICE WATER |

*Call your local G.W. Berkheimer representative for pricing and availability.*

# Manitowoc Indigo Series 450 Ice Cube Machine



**Shown on B-400 Bin**

- Space-saving Design
- Intelligent diagnostics
- Acoustical ice sensing probe
- EasyRead display
- Programmable ice production
- Easy-to-clean foodzone
- DuraTech exterior

| Model | Pounds/ Day | Cube Size | Height (In.) | Width (In.) | Depth (In.) | Voltage | Compatible Ice Storage Bin |
|---|---|---|---|---|---|---|---|
| ID-0452A | 420 | Dice | 21-1/2 | 30 | 24-1/2 | 115/60/1 | B-400 and B-570 |
| ID-0453W | 430 | Dice | 21-1/2 | 30 | 24-1/2 | 115/60/1 | |
| ID-0454A | 450 | Half-Dice | 21-1/2 | 30 | 24-1/2 | 115/60/1 | |
| ID-0455W | 450 | Half-Dice | 21-1/2 | 30 | 24-1/2 | 115/60/1 | |

| STD PKG | U/M | BERCOR NUMBER | DESCRIPTION |
|---|---|---|---|
| 1 | EA | 98263 | ID-0452A 450# DICE AIR COOLED |
| 1 | EA | 98264 | ID-0453W 450# DICE WATER COOLED |
| 1 | EA | 98277 | IY-0454A 450# HALF DICE AIR COOLED |
| 1 | EA | 98278 | IY-0455W 450# HALF DICE WATER COOLED |

*Call your local G.W. Berkheimer representative for pricing and availability.*

# Manitowoc Indigo Series 500 Ice Cube Machine



Shown on B-400 Bin

- Space-saving Design
- Intelligent diagnostics
- Acoustical ice sensing probe
- EasyRead display
- Easy-to-clean foodzone
- DuraTech exterior
- Programmable ice production

| Model | Pounds/ Day | Cube Size | Height (In.) | Width (In.) | Depth (In.) | Voltage | Compatible Ice Storage Bin |
|---|---|---|---|---|---|---|---|
| ID-0502A | 530 | Dice | 21-1/2 | 30 | 24-1/2 | 115/60/1 | B-400 and B-570 |
| ID-0503W | 550 | Dice | 21-1/2 | 30 | 24-1/2 | 115/60/1 | |
| ID-0592N | 480 | Dice | 21-1/2 | 30 | 24-1/2 | 115/60/1 | |
| IY-0504A | 560 | Half-Dice | 21-1/2 | 30 | 24-1/2 | 115/60/1 | |
| IY-0505W | 550 | Half-Dice | 21-1/2 | 30 | 24-1/2 | 115/60/1 | |
| IY-0594N | 510 | Half-Dice | 21-1/2 | 30 | 24-1/2 | 115/60/2 | |

## Ice Machines

| STD PKG | U/M | BERCOR NUMBER | DESCRIPTION |
|---|---|---|---|
| 1 | EA | 98896 | ID-0502A 530# DICE AIR COOLED |
| 1 | EA | 98897 | ID-0503W 550# DICE WATER COOLED |
| 1 | EA | 98898 | ID-0592N 480# DICE REMOTE COOLED |
| 1 | EA | 98279 | IY-0504A 560# HALF DICE AIR COOLED |
| 1 | EA | 98280 | IY-0505W 560# HALF DICE WATER COOLED |
| 1 | EA | 98899 | IY-0594N 510# HALF DICE REMOTE COOLED |

## Condenser for use with SY-0594N and SD-0592N for REmote Condensing Operation

| | | | |
|---|---|---|---|
| 1 | EA | 98200 | JC-0495 S-500 SERIES REMOTE AIR COOLED CONDENSING UNIT |

*Call your local G.W. Berkheimer representative for pricing and availability.*

# Manitowoc Indigo Series 600 Ice Cube Machine



Shown on B-400 Bin

- Space-saving Design
- Intelligent diagnostics
- Acoustical ice sensing probe
- EasyRead display
- Easy-to-clean foodzone
- DuraTech exterior
- Programmable ice production

| Model | Pounds/ Day | Cube Size | Height (In.) | Width (In.) | Depth (In.) | Voltage | Compatible Ice Storage Bin |
|---|---|---|---|---|---|---|---|
| ID-0602A | 650 | Dice | 21-1/2 | 30 | 24-1/2 | 208-230 | B-400 and B-570 |
| ID-0603W | 650 | Dice | 21-1/2 | 30 | 24-1/2 | 208-230 | |
| ID-0696N | 650 | Dice | 21-1/2 | 30 | 24-1/2 | 208-230 | |
| ID-0604A | 650 | Half-Dice | 21-1/2 | 30 | 24-1/2 | 208-230 | |
| ID-0605W | 650 | Half-Dice | 21-1/2 | 30 | 24-1/2 | 208-230 | |
| ID-0696N | 650 | Half-Dice | 21-1/2 | 30 | 24-1/2 | 208-230 | |

| STD PKG | U/M | BERCOR NUMBER | DESCRIPTION |
|---|---|---|---|
| 1 | EA | 98266 | ID-0602A 650# DICE AIR COOLED |
| 1 | EA | 98267 | ID-0603W 650# DICE WATER COOLED |
| 1 | EA | 98902 | ID-0696N 630# DICE REMOTE COOLED |
| 1 | EA | 98281 | IY-0604A 650# HALF DICE AIR COOLED |
| 1 | EA | 98282 | IY-0605W 650# HALF DICED WATER COOLED |
| 1 | EA | 98903 | IY-0696N 630# HALF DICE REMOTE COOLED |

*Call your local G.W. Berkheimer representative for pricing and availability.*

# Manitowoc Indigo Series 1000 Ice Cube Machine



**Shown on B-970 Bin**

- Space-saving Design
- Intelligent diagnostics
- Acoustical ice sensing probe
- EasyRead display
- Easy-to-clean foodzone
- DuraTech exterior
- Programmable ice production

| Model | Pounds/ Day | Cube Size | Height (In.) | Width (In.) | Depth (In.) | Voltage | Compatible Ice Storage Bin |
|---|---|---|---|---|---|---|---|
| ID-1002A | 990 | Dice | 26-1/2 | 30 | 24-1/2 | 208-230 | B-570 and B-970 |
| ID-1003W | 1000 | Dice | 26-1/2 | 30 | 24-1/2 | 208-230 | |
| ID-1092N | 960 | Dice | 26-1/2 | 30 | 24-1/2 | 208-230 | |
| ID-1004A | 1010 | Half-Dice | 26-1/2 | 30 | 24-1/2 | 208-230 | |
| ID-1005W | 1010 | Half-Dice | 26-1/2 | 30 | 24-1/2 | 208-230 | |
| ID-1094N | 1020 | Half-Dice | 26-1/2 | 30 | 24-1/2 | 208-230 | |

| STD PKG | U/M | BERCOR NUMBER | DESCRIPTION |
|---|---|---|---|
| 1 | EA | 98269 | ID-1002A 1010# DICE AIR COOLED |
| 1 | EA | 98906 | ID-1003W 1000# DICE WATER COOLED |
| 1 | EA | 98270 | ID-1092N 1010# DICE REMOTE AIR |
| 1 | EA | 98285 | IY-1004A 1010# HALF DICE AIR COOLED |
| 1 | EA | 98907 | IY-1005W 1010# HALF DICE WATER COOLED |
| 1 | EA | 98286 | IY-1094N 1010# HALF DICE REMOTE AIR |

***Call your local G.W. Berkheimer representative for pricing and availability.***

# Manitowoc Indigo Series 1200 Ice Cube Machine



**Shown on B-970 Bin**

- Space-saving Design
- Intelligent diagnostics
- Acoustical ice sensing probe
- EasyRead display
- Easy-to-clean foodzone
- DuraTech exterior
- Programmable ice production

| Model | Pounds/ Day | Cube Size | Height (In.) | Width (In.) | Depth (In.) | Voltage | Compatible Ice Storage Bin |
|---|---|---|---|---|---|---|---|
| ID-1202A | 1100 | Dice | 29-1/2 | 30 | 24-1/2 | 208-230 | B-570 and B-970 |
| ID-1203W | 1165 | Dice | 29-1/2 | 30 | 24-1/2 | 208-230 | |
| ID-1204A | 1205 | Half-Dice | 29-1/2 | 30 | 24-1/2 | 208-230 | |
| ID-1205W | 1170 | Half-Dice | 29-1/2 | 30 | 24-1/2 | 208-230 | |

| STD PKG | U/M | BERCOR NUMBER | DESCRIPTION |
|---|---|---|---|
| 1 | EA | 98271 | ID-1202A 1205# DICE AIR COOLED |
| 1 | EA | 98272 | ID-1203W 1205# DICE WATER COOLED |
| 1 | EA | 98930 | IY-1204A 1205# HALF DICE AIR COOLED |
| 1 | EA | 98287 | IY-1205W 1205# HALF DICE WATER COOLED |

***Call your local G.W. Berkheimer representative for pricing and availability.***

## Manitowoc Indigo Series 1400 Ice Cube Machine



**Shown on B-970 Bin**

- Space-saving Design
- Intelligent diagnostics
- Acoustical ice sensing probe
- EasyRead display
- Easy-to-clean foodzone
- DuraTech exterior
- Programmable ice production

| Model | Pounds/ Day | Cube Size | Height (In.) | Width (In.) | Depth (In.) | Voltage | Compatible Ice Storage Bin |
|---|---|---|---|---|---|---|---|
| ID-1402A | 1500 | Dice | 26-1/2 | 48 | 24-1/2 | 208-230 | B-970 only |
| ID-1403W | 1515 | Dice | 26-1/2 | 48 | 24-1/2 | 208-230 | |
| ID-1492N | 1430 | Dice | 26-1/2 | 48 | 24-1/2 | 208-230 | |
| IY-1404A | 1550 | Half-Dice | 26-1/2 | 48 | 24-1/2 | 208-230 | |
| IY-1405W | 1565 | Half-Dice | 26-1/2 | 48 | 24-1/2 | 208-230 | |
| IY-1494N | 1480 | Half-Dice | 26-1/2 | 48 | 24-1/2 | 208-230 | |

| STD PKG | U/M | BERCOR NUMBER | DESCRIPTION |
|---|---|---|---|
| 1 | EA | 98908 | ID-1402A 1500# DICE AIR COOLED |
| 1 | EA | 98909 | ID-1403W 1515# DICE WATER COOLED |
| 1 | EA | 98911 | ID-1492N 1430# DICE REMOTE COOLED |
| 1 | EA | 98912 | IY-1404A 1550# HALF DICE AIR COOLED |
| 1 | EA | 98913 | IY-1405W 1565# HALF DICE WATER COOLED |
| 1 | EA | 98914 | IY-1494N 1480# HALF DICE REMOTE COOLED |

***Call your local G.W. Berkheimer representative for pricing and availability.***

## Manitowoc QM Series Ice Machines



- Attractive stainless steel cabinet with euro-design
- Easy access door, slides up and out of way
- Patented cleaning and sanitizing technology
- Front air intake and exhaust
- CFC-free R-134A refrigerant
- 3-year parts and labor warranty

| Model No. | Pounds/Day | Cube Size | Height (In) | Width (In) | Depth (In) | Voltage | Weight (Lbs) |
|---|---|---|---|---|---|---|---|
| QM-30A | 52 | Dice | 30 | 19-2/3 | 22-1/3 | 115 | 109 |
| QM-45A | 65 | Dice | 30 | 19-2/3 | 22-1/3 | 115 | 114 |

| STD PKG | U/M | BERCOR NUMBER | DESCRIPTION |
|---|---|---|---|
| 1 | EA | 98101 | QM-30A 65# DICE UNDERCOUNTER CUBER |
| 1 | EA | 98102 | QM-45A 95# DICE UNDERCOUNTER CUBER |

***Call your local G.W. Berkheimer representative for pricing and availability.***

## Manitowoc NEO 140 Undercounter Ice Machine



- Produces more ice than ever before while using less water and energy.
- Gives feedback with full bin and service indicators
- Offers forward-sliding storage bin for easy access to refrigeration components
- Available LuminIce Growth Inhibitor extends cleaning intervals by reducing bacteria growth
- The storage bin provides industry leading capacity
- Smooth, Sealed food-zone with removable water trough, distribution tube, and damper door for faster cleaning

| Model No. | Pounds/ Day | Cube Size | Height (In) | Width (In) | Depth (In) | Voltage | Ice Storage Capacity (Lbs) |
|---|---|---|---|---|---|---|---|
| UD-0140A | 129 | Dice | 32-1/2 | 26 | 28 | 115/60/1 | 90 |
| UD-0140W | 135 | Dice | 32-1/2 | 26 | 28 | 115/60/1 | 90 |
| UY-0140A | 132 | Half-Dice | 32-1/2 | 26 | 28 | 115/60/1 | 90 |
| UY-0140W | 126 | Half-Dice | 32-1/2 | 26 | 28 | 115/60/1 | 90 |

| STD PKG | U/M | BERCOR NUMBER | DESCRIPTION |
|---|---|---|---|
| 1 | EA | 98915 | UD-0140A 129# DICE AIR COOLED |
| 1 | EA | 98916 | UD-0140W 135# DICE WATER COOLED |
| 1 | EA | 98917 | UY-0140A 132# HALF DICE AIR COOLED |
| 1 | EA | 98918 | UY-0140W 126# HALF DICE WATER COOLED |

***Call your local G.W. Berkheimer representative for pricing and availability.***

## Manitowoc NEO 240 Undercounter Ice Machine



- Produces more ice than ever before while using less water and energy.
- Gives feedback with full bin and service indicators
- Offers forward-sliding storage bin for easy access to refrigeration components
- Available LuminIce Growth Inhibitor extends cleaning intervals by reducing bacteria growth
- The storage bin provides industry leading capacity
- Smooth, Sealed food-zone with removable water trough, distribution tube, and damper door for faster cleaning

| Model No. | Pounds/ Day | Cube Size | Height (In) | Width (In) | Depth (In) | Voltage | Ice Storage Capacity (Lbs) |
|---|---|---|---|---|---|---|---|
| UD-0310A | 304 | Dice | 32-1/2 | 30 | 28 | 115/60/1 | 100 |
| UD-0310W | 271 | Dice | 32-1/2 | 30 | 28 | 115/60/1 | 100 |
| UY-0310A | 304 | Half-Dice | 32-1/2 | 30 | 28 | 115/60/1 | 100 |
| UY-0310W | 271 | Half-Dice | 32-1/2 | 30 | 28 | 115/60/1 | 100 |

| STD PKG | U/M | BERCOR NUMBER | DESCRIPTION |
|---|---|---|---|
| 1 | EA | 98926 | UD-0240A 225# DICE AIR COOLED |
| 1 | EA | 98927 | UD-0240W 201# DICE WATER COOLED |
| 1 | EA | 98928 | UY-0240A 225# HALF DICE AIR COOLED |
| 1 | EA | 98929 | UY-0240W 212# HALF DICE WATER COOLED |

***Call your local G.W. Berkheimer representative for pricing and availability.***

## Manitowoc NEO 310 Undercounter Ice Machine



- Produces more ice than ever before while using less water and energy.
- Gives feedback with full bin and service indicators
- Offers forward-sliding storage bin for easy access to refrigeration components
- Available LuminIce Growth Inhibitor extends cleaning intervals by reducing bacteria growth
- The storage bin provides industry leading capacity
- Smooth, Sealed food-zone with removable water trough, distribution tube, and damper door for faster cleaning

| Model No. | Pounds/ Day | Cube Size | Height (In) | Width (In) | Depth (In) | Voltage | Ice Storage Capacity (Lbs) |
|---|---|---|---|---|---|---|---|
| UD-0310A | 304 | Dice | 32-1/2 | 30 | 28 | 115/60/1 | 100 |
| UD-0310W | 271 | Dice | 32-1/2 | 30 | 28 | 115/60/1 | 100 |
| UY-0310A | 304 | Half-Dice | 32-1/2 | 30 | 28 | 115/60/1 | 100 |
| UY-0310W | 271 | Half-Dice | 32-1/2 | 30 | 28 | 115/60/1 | 100 |

| STD PKG | U/M | BERCOR NUMBER | DESCRIPTION |
|---|---|---|---|
| 1 | EA | 98919 | UD-0310A 304# DICE AIR COOLED |
| 1 | EA | 98920 | UD-0310W 271# DICE WATER COOLED |
| 1 | EA | 98921 | UY-0310A 304# HALF DICE AIR COOLED |
| 1 | EA | 98922 | UY-0310W 271# HALF DICE WATER COOLED |

***Call your local G.W. Berkheimer representative for pricing and availability.***

## Manitowoc Ice/Beverage Series 890C Remote Ice Cube Machine



- Space-saving design
- Can be installed or retrofitted to virtually any commercial beverage dispenser
- Intelligent diagnostics.
- Acoustical ice sensing probe
- Programmable ice production
- DuraTech exterior
- Available LuminIce growth inhibitor

| Model No. | Pounds/ Day | Cube Size | Height (In) | Width (In) | Depth (In) | Voltage |
|---|---|---|---|---|---|---|
| IB-0894YC | 865 | Half-Dice | 26-1/2 | 22 | 14 | 115/60/1 |

| STD PKG | U/M | BERCOR NUMBER | DESCRIPTION |
|---|---|---|---|
| 1 | EA | 98923 | IB-0894YC 865# HALF DICE REMOTE MACHINE |

***Call your local G.W. Berkheimer representative for pricing and availability.***

# Manitowoc 800C Series Ice/Beverage Machine



- Stainless steel exterior with fit and finish of an appliance enhances any self-serve environment
- Patented built-in cleaning and sanitizing technology
- CVD technology improves reliability and extends life of the compressor
- 5-year parts and 5-year labor coverage on ice machine evaporator
- 5-year parts and 3-year labor coverage on ice machine compressor
- 3-year parts-and-labor coverage on all other ice machine components

| Model No. | Pounds/ Day | Cube Size | Height (In) | Width (In) | Depth (In) | Voltage |
|---|---|---|---|---|---|---|
| IB-0824YC | 680 | Half-Dice | 26-1/2 | 22 | 14 | 115 |

| STD PKG | U/M | BERCOR NUMBER | DESCRIPTION |
|---|---|---|---|
| 1 | EA | 98172 | IB-0824YC 760# HALF DICE ICE BEVERAGE MACHINE |

***Call your local G.W. Berkheimer representative for pricing and availability.***

# Manitowoc ICVD Remote Condensing Units

## Vertical Discharge




Remote air-cooled condenser systems improve efficiency, increase ice production, and conserve energy.

Remote systems for Series 500, 600, 850, 1000, 1400 and 1800 ice machines consist of ice maker, bin, remote condenser, and interconnecting refrigerant lines.

| STD PKG | U/M | BERCOR NUMBER | DESCRIPTION |
|---|---|---|---|
| 1 | EA | 98924 | ICVD-0996 REMOTE CONDENSING UNIT |
| 1 | EA | 98925 | ICVD-1496 REMOTE CONDENSING UNIT |

***Call your local G.W. Berkheimer representative for pricing and availability.***

# Manitowoc B-Style Ice Storage Bins



Stainless steel exterior is durable, corrosion-resistant, and attractive. One set of stainless steel legs included in bin price for B-series bin. Height includes bin legs set at 6 inches. Legs adjust from 6 to 7-3/4 inches.

| Model No. | Storage Capacity | | Use With | Ship Weight (Lbs) | Height (I) | Width (In) | Depth (In) |
|---|---|---|---|---|---|---|---|
| | ARI/Lbs. | Cubic Ft. | | | | | |
| B-170 | 150 | 6.1 | 300, 450, 500 | 68 | 25 | 30 | 29-1/2 |
| B-320 | 210 | 8.9 | 322, 422 | 84 | 38 | 22 | 34 |
| B-400 | 290 | 12.3 | 300, 450, 500, 600, 850, 1000, 1200 | 98 | 38 | 30 | 34 |
| B-420 | 310 | 12.9 | 322, 422 | 104 | 50 | 22 | 34 |
| B-570 | 430 | 17.9 | 300, 450, 500, 600, 850, 1000, 1200 | 122 | 50 | 30 | 34 |
| B-970 | 710 | 29.7 | 1400C, 1600, 1800 | 168 | 50 | 48 | 34 |

| STD PKG | U/M | BERCOR NUMBER | DESCRIPTION |
|---|---|---|---|
| 1 | EA | 98173 | B-170 180# CAPACITY ICE STORAGE BIN |
| 1 | EA | 98174 | B-320 210# CAPACITY ICE STORAGE BIN |
| 1 | EA | 98175 | B-400 290# CAPACITY ICE STORAGE BIN |
| 1 | EA | 98176 | B-420 310# CAPACITY ICE STORAGE BIN |
| 1 | EA | 98177 | B-570 430# CAPACITY ICE STORAGE BIN |
| 1 | EA | 98178 | B-970 710# CAPACITY ICE STORAGE BIN |

***Call your local G.W. Berkheimer representative for pricing and availability.***

## Manitowoc Line Sets

| Ice Machine | Line Set | Suction Line Size | Liquid Line Size |
|---|---|---|---|
| S-500, S-600, S-850, S-1000 | RT 20 30 50 | 1/2 | 5/16 |
| S-1400, S-1600, S-1800, Q-1800 | RL 20 35 50 | 1/2 | 3/8 |
| S-600C, S-850C, S-1000C, IB-600C, IB-800C, IB-1000C, Q-800C, SF-900C, SF-1200C, SF-2000C, SN-950C, SN-1250C, SN-2050C | RC 21 31 51 | 5/8 | 3/8 |
| Q-1000C, Q-1400C, S-1200C, S-1470C, S-1870C, S-2070C, SU-1000C, IB-1000C | RC 20 30 50 | 3/4 | 1/2 |

| STD PKG | U/M | BERCOR NUMBER | DESCRIPTION |
|---|---|---|---|
| 1 | EA | 98210 | RT-20-R-404A 500, 600, 850, 1000 SERIES 20FT LINE-SET |
| 1 | EA | 98211 | RT-35-R-404A 500, 600, 850, 1000 SERIES 35FT LINE-SET |
| 1 | EA | 98212 | RT-50-R-404A 500, 600, 850, 1000 SERIES 50FT LINE-SET |
| 1 | EA | 98213 | RL-20-R-404A 500, 600, 850, 1000 SERIES 20FT LINE-SET |
| 1 | EA | 98214 | RL-35-R-404A 500, 600, 850, 1000 SERIES 35FT LINE-SET |
| 1 | EA | 98215 | RL-50-R-404A 500, 600, 850, 1000 SERIES 50FT LINE-SET |
| 1 | EA | 98218 | RC-20 QUIETCUBE SERIES 20 LINE-SET |
| 1 | EA | 98219 | RC-21 QUIETCUBE SERIES 20 LINE SET |
| 1 | EA | 98220 | RC-30 QUIETCUBE SERIES 30 LINESET |
| 1 | EA | 98221 | RC-31 QUIETCUBE SERIES 30 LINESET |
| 1 | EA | 98222 | RC-50 QUIETCUBE SERIES 50 LINE-SET |
| 1 | EA | 98223 | RC-51 QUIETCUBE SERIES 50 LINE-SET |

***Call your local G.W. Berkheimer representative for pricing and availability.***

## Manitowoc AuCS Automatic Cleaning System





The AuCS accessory virtually eliminates routine maintenance. It counts the number of ice-making cycles and, at a frequency you select, initiates a cleaning or sanitizing cycle automatically. Choose from 2, 4 or 12-week settings.

- The AuCS-SO accessory can be used only on S-300, S-322, S-422 and IB series ice machines. This option is installed on the outside of the machine.
- The AuCS-SI accessory can be used only on S-450, 500, 600, 850, 1000, 1200, 1400, 1600 and 1800 series ice machines. This option is installed on the inside of the machine.
- The AuCS-A accessory can be used only on series Q280 through Q1800 and Q-Dual.

| STD PKG | U/M | BERCOR NUMBER | DESCRIPTION |
|---|---|---|---|
| 1 | EA | 98230 | AUCS-SI-271 230 VOLT AUTOMATIC CLEANING SYSTEM |
| 1 | EA | 98231 | AUCS-SO-161 115 VOLT AUTOMATIC CLEANING SYSTEM |
| 1 | EA | 98232 | AUCS-SO-271 230 VOLT AUTOMATIC CLEAN |
| 1 | EA | 98233 | AUCSA-161 115 VOLT AUTOMATIC CLEAN |

***Call your local G.W. Berkheimer representative for pricing and availability.***

# Manitowoc Filtration and Cleaning Accessories



### Guardian

The Guardian Slime Inhibitor accessory releases chlorine dioxide on a controlled basis to inhibit the growth of bacteria and fungi that form slime and cause odors in the food zone of ice machines.

The Guardian Slime Inhibitor can be used on the S-Series 300, 322, 422, 450, 500, 600, 850, 1000, 1200, 1400, 1600 and 1800 ice machine models.

### Arctic Pure Water Filters

Arctic Pure reduces chlorine taste and odor. It has a built-in scale inhibitor and a graded density carbon block filter.

The **AR-PRE** model is a pre-filter and reduces dust and rust sediment. It can be used with all ice machine models.

- The **AR 10000** can be used on the QM30 and 45, Q-130, 210 and 270, S-300 through S-600, IB-600, QF-400, SF-400, 600 and 900 and the SN-450, 650 and 950 ice machine models. It has a 14,000 gallon capacity and 0-600 pounds of ice per day.
- The **AR 20000** can be used on the S-850, S-1000, IB-800 and IB-1000 ice machine models. It has a 20,000 gallon capacity and 601-1000 pounds of ice per day.
- The **AR 4000** can be used on the S-1200, 1400, 1600 and 1800, SF-1200 and 2000, SN-1250 and 2050 and the S-1470C, 1870C and 2070C ice machine models. It has a 40,000 gallon capacity and 1,001-2,500 pounds of ice per day.

| STD PKG | U/M | BERCOR NUMBER | DESCRIPTION |
|---|---|---|---|
| 1 | EA | 98234 | GSI200 GUARDIAN SLIME INHIBITOR |
| 6 | BOX | 98249 | K-00206 REPLACEMENT SACHET FOR GSI200, 6/BOX |
| 12 | EA | 98251 | K-00338 ARCTIC PURE 10000 REPLACEMENT FILTER CARTRIDGE |
| 6 | PKG | 98252 | K-00339 ARCTIC PURE 20000/40000 REPLACEMENT FILTER CARTRIDGE |
| 12 | EA | 98258 | K-00374 ARCTIC PURE AR-2800 REPLACEMENT FILTER CARTRIDGE |
| 12 | PKG | 98260 | K-00337 ARCTIC PURE AR-PRE REPLACEMENT FILTER CARTRIDGE |

*Call your local G.W. Berkheimer representative for pricing and availability.*

# Manitowoc Accessories and Kits

### Bin Adapter Kits

| STD PKG | U/M | BERCOR NUMBER | DESCRIPTION |
|---|---|---|---|
| 1 | EA | 98255 | K-00365 22IN Q OR S TO 30IN DISPENSER BIN ADAPTER |
| 1 | EA | 98257 | K-00370 Q OR S ICE MACHINE TO 48IN B/S-970 BIN ADAPTER KIT |

### Drain Pump Kit

| | | | |
|---|---|---|---|
| 1 | EA | 98259 | K-00376 SM-50A 12IN RISE 100 FT DRAIN PUMP KIT |

### Ice Bagger Kit

| | | | |
|---|---|---|---|
| 1 | EA | 98236 | K-00068 1000 COUNT REPLACEMENT ICE BAG KIT |
| 1 | EA | 98244 | K-00146 ICE BAGGER W/ BAGS AND TIES |

### Ice Deflector Kits

| | | | |
|---|---|---|---|
| 1 | EA | 98253 | K-00347 30IN F-STYLE BIN ICE DEFLECTOR |
| 1 | EA | 98254 | K-00349 48IN F-STYLE BIN ICE DEFLECTOR |

### Remote Coupling Kit

| | | | |
|---|---|---|---|
| 1 | EA | 98216 | K-00129 REMOTE COUPLING KIT |

### Optional Components

| | | | |
|---|---|---|---|
| 1 | EA | 98180 | K-00346 DISPENSER BAFFLE KIT |
| 1 | EA | 98217 | K-00166 S-STRAP KIT FOR CV |
| 1 | EA | 98238 | K-00137 STAINLESS STEEL FLANGE FOOT |
| 1 | EA | 98239 | K-00138 CASTER KIT |
| 1 | EA | 98243 | K-00144 UNDERCOUNTER AND B-400 BIN 12IN ADJUSTABLE FLANGE |
| 1 | EA | 98245 | K-00151 6IN ADJUSTABLE FLANGE |
| 1 | EA | 98250 | K-00209 DISPENSER THERMOSTAT KIT |

*Call your local G.W. Berkheimer representative for pricing and availability.*

## BI-98B Compact Ice Maker



For home, office, motel. Cubes when and where you want them. Produces 23 pounds per day (1050 cubes). The storage bin holds 1050 cubes. Compact size: 27-3/8" H x 14-13/16" W x 20" D. Black. No drain required. One year limited warranty on parts and labor, five year parts only warranty on the compressor.

| STD PKG | U/M | BERCOR NUMBER | DESCRIPTION | PC-1 EACH |
|---|---|---|---|---|
| 1 | EA | 95886 | BI-98B ICE MAKER-BLACK | — |

## Water Coolers

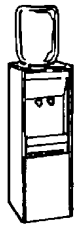

BPE1SHS



P8M

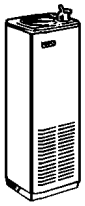

P10CP

| Cold Water Capacity | Hot Water Capacity | Dimensions H x W x D (In.) | STD PKG | U/M | BERCOR NUMBER | DESCRIPTION | PC-1 EACH |
|---|---|---|---|---|---|---|---|
| 0.6 | 45 Cups/Hr. | 38-1/2 x 12-1/4 x 12-1/4 | 1 | EA | 96485 | BPD1SHS HOT-N-COLD BTLD WTR COOLER | — |
| 0.6 | N/A | 38-1/2 x 12-1/4 x 12-1/4 | 1 | EA | 96486 | BPE1SK BTLD WTR COOLER | — |
| 8 | N/A | 26 x 17 x 14 | 1 | EA | 96497 | P8M ON-A-WALL WTR COOLER | — |
| 10 | N/A | 40 x 12 x 12 | 1 | EA | 96490 | P10CP FREE-STANDING WTR COOLER | — |
| 8 | N/A | 40 x 17 x 14 | 1 | EA | 96495 | PLF8FAH AGAINST-A-WALL OR FREE-STANDING WTR COOLER | — |

## Condensate Drain Pans

### For Commercial Refrigerators and Freezers

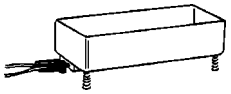

30-OS

- Long life heating element
- Cast aluminum construction
- Designed for continuous use
- Mounting legs



75

| Model No. | Voltage | Evaporation Rate | Capacity | Watts | Size |
|---|---|---|---|---|---|
| 30-OS | 120 | 8 oz./hr. | 38 oz. | 160 | 10 x 4 x 2-7/8 |
| 75 | 120 | 14 oz./hr. | 75 oz. | 320 | 10 x 9 x 2-3/4 |

| STD PKG | U/M | BERCOR NUMBER | DESCRIPTION | PC-1 EACH |
|---|---|---|---|---|
| 1 | EA | 94853 | 30-OS CONDENSATE DRAIN PAN | — |
| 1 | EA | 94854 | 75 CONDENSATE DRAIN PAN | — |

# Bullet Restricto Cap Tubing




Fits any domestic and commercial refrigerator or room air conditioner 1/8 HP to 5 HP.

| STD PKG | U/M | BERCOR NUMBER | DESCRIPTION | PC-1 EACH |
|---|---|---|---|---|
| 1 | EA | 94872 | BC-1 .081OD X .031ID CAP TUBE | — |
| 1 | EA | 94873 | BC-2 .093OD X .040ID CAP TUBE | — |
| 1 | EA | 94874 | BC-3 .093OD X .052ID CAP TUBE | — |
| 1 | EA | 94875 | BC-4 .125OD X .064ID CAP TUBE 12 FT | — |

# Streamline Tube • Fittings • Valves Packed Angle Relief Valve

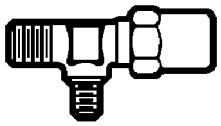

**Angle (Non-backseating) MPT Inlet to Flare**

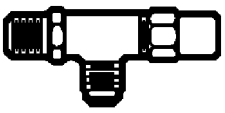

**Angle (Backseating) MPT Inlet to Flare**

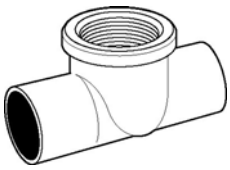

**WT602**

## Non-Backseating Angle Relief Valve

| Size | STD PKG | U/M | BERCOR NUMBER | DESCRIPTION | PC-1 EACH |
|---|---|---|---|---|---|
| 3/8 MPT x 3/8 Flare | 1 | EA | 93338 | A13503 RECEIVER VALVE | — |

## Backseating Angle Relief Valve

| | | | | | |
|---|---|---|---|---|---|
| 1/2 MPT x 5/8 Flare | 1 | EA | 93344 | A 13220 RECEIVER VALVE | — |
| 1/2 MPT x 1/2 Flare | 1 | EA | 93346 | A 13183 RECEIVER VALVE | — |

## WT602 Forged Tee C x C x F

| STD PKG | U/M | BERCOR NUMBER | DESCRIPTION | PC-1 1-99 | PC-2 100 |
|---|---|---|---|---|---|
| 25 | EA | 54375 | WT602 3/8X3/8X1/4 FPT TEE FORGED BRASS | — | — |

# Streamline Tube • Fittings • Valves Pressure Relief Valves

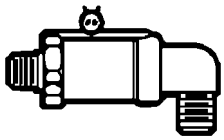

Angle MPT to Flare

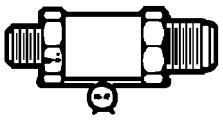

Straight Through MPT to Flare

## Straight Through 235 & 400 Lb. MPT Inlet to Flare

| Size | STD PKG | U/M | BERCOR NUMBER | DESCRIPTION | PC-1 EACH |
|---|---|---|---|---|---|
| 1/4 MPT x 3/8 Flare | 1 | EA | 93370 | AD 15501-235 STRT RELIEF VALVE | |
| 1/4 MPT x 3/8 Flare | 1 | EA | 93371 | AH 15501-400 STRT RELIEF VALVE | |
| 3/8 MPT x 3/8 Flare | 1 | EA | 93372 | AD 15502-235 STRT RELIEF VALVE | |
| 3/8 MPT x 1/2 Flare | 1 | EA | 93374 | AD 15503-235 STRT RELIEF VALVE | |

## 450 Lb. Relief Valve MPT Inlet to Flare (Angle & Straight)

| | | | | | |
|---|---|---|---|---|---|
| 1/4 MPT x 3/8 Flare | 1 | EA | 93380 | AJ15501-450 STRT RELIEF VALVE | |
| 3/8 MPT x 3/8 Flare | 1 | EA | 93381 | AJ15502-450 STRT RELIEF VALVE | |
| 1/4 MPT x 3/8 Flare | 1 | EA | 93383 | BJ33746-450 ANGLE RELIEF VALVE | |
| 3/8 MPT x 3/8 Flare | 1 | EA | 93384 | AJ15512-450 ANGLE RELIEF VALVE | |
| 1/2 MPT x 5/8 Flare | 1 | EA | 93385 | AJ15514-450 ANGLE RELIEF VALVE | |

# Streamline Tube • Fittings • Valves Packless Line Valves

Frost Proof Type I Series incorporates an "O" ring which prevents moisture from entering the diaphragm chamber, eliminating any possibility of valve freeze-up. All valves have full size openings for maximum flow with minimum restriction. The maximum working pressure is 500 PSI with flow in direction of the arrow on the body and 350 PSI with flow against the arrow.



Straight through Flare to Flare Type I

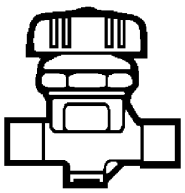

Straight Through Solder to Solder Type I

| Equivalent to Henry Valve No. | STD PKG | U/M | BERCOR NUMBER | DESCRIPTION | PC-1 EACH |
|---|---|---|---|---|---|
| 5154 | 1 | EA | 93284 | A14836 1/2 IN FLARE 2 WAY VALVE | |
| 5163 | 1 | EA | 93287 | A14840 3/8 IN ODS 2 WAY VALVE (QA14840) | |
| 5164 | 1 | EA | 93288 | A14841 1/2 IN ODS 2 WAY VALVE (QA14841) | |

# Raychem WinterGard Pipe Heating Cable

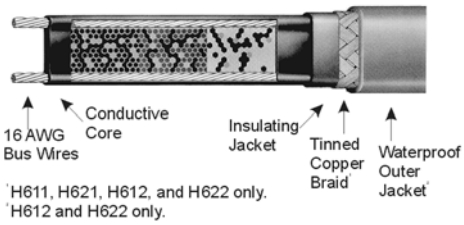


**Power Output**

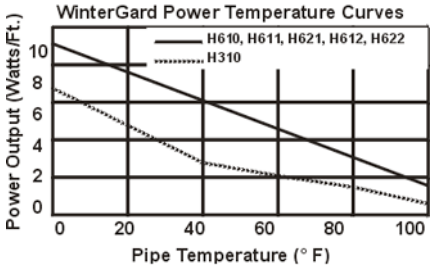


### WinterGard
Freeze protection for metal and plastic pipes as well as underground metal pipes.

### WinterGard Plus
Freeze protection for metal and plastic pipe as well as underground metal pipes. Cable made with tinned copper braid for grounding.

### WinterGard Wet
Freeze protection for metal and plastic pipes as well as underground metal pipes. Waterproof outer jacket allows it to be used on pipes in wet areas. Can also be used for roof and gutter deicing. Cable is made with tinned copper braid for grounding.

| Model No. | "H" Cable Type | Cable Construction* | Voltage | Watts/Ft.** | Reel Length |
|---|---|---|---|---|---|
| H311250 | WinterGard H311 | 1 | 120 | 3 | 250 |
| H611250 | WinterGard Plus H611 | 1 | 120 | 6 | 250 |
| H621100 | WinterGard Plus H621 | 1 | 240 | 6 | 100 |
| H621250 | WinterGard Plus H621 | 1 | 240 | 6 | 250 |
| H612250 | WinterGard Plus H612 | 2 | 120 | 6 | 250 |
| H622250 | WinterGard Plus H622 | 2 | 240 | 6 | 250 |

*Construction: "1" = braided metal shield only; "2" = waterproof polyolefin outer jacket over metal shield.

**Watts/Ft. on 40° F metal pipe.

| STD PKG | U/M | BERCOR NUMBER | DESCRIPTION | PC-1 EACH |
|---|---|---|---|---|
| 250 | FT | 91576 | H311250 3WATT 120VOLT WINTERGARD HEATING CABLE | |
| 250 | FT | 91577 | H621250 6WATT 240VOLT WINTGARD PLUS HEATING CABLE | |
| 250 | FT | 91579 | H611250 6WATT 120VOLT WINTGARD PLUS HEATING CABLE | |
| 250 | FT | 91580 | H612250 6WATT 120VOLT WINTGARD WET HEATING CABLE | |
| 250 | FT | 91588 | H622250 6WATT 240 VOLT WINTGARD WET HEATING CABLE | |

# Raychem WinterGard® Heating Cable Accessories

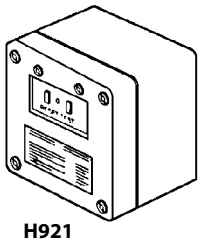

**H921**

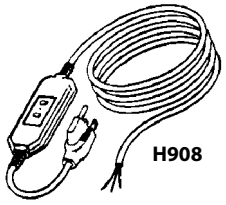

**H908**

### H900 Power Connection
For a hard-wired connection and end seal for one heater circuit.

### H908 Plug-in Power Connection Kit
For use with 120-volt WinterGard® heating cables. Outdoor water resistant 14/3 SJTW-30: cord set and ultrasonically welded water resistant enclosure. Rated 15A 120-volt. 27mA ground-fault trip level. Ensures your heating cable system complies with the National Electrical Code.

### H921 Ground-Fault Protection Junction Box
This 120V unit contains an equipment leakage circuit interrupter that has a 27mA trip level. For use in ordinary areas. Rated NEMA 3 (rain-tight).

| STD PKG | U/M | BERCOR NUMBER | DESCRIPTION | PC-1 EACH |
|---|---|---|---|---|
| 5 | EA | 91584 | H900 POWER CONNECTION KIT | |
| 1 | KIT | 91585 | H908 120V PLUG-IN PWR CONN KIT | |
| 1 | KIT | 91599 | H912 GEL FILLED END SEAL CAP KIT | |
| 5 | EA | 91625 | H903 APPLICATIONS TAPE & LABELS | |
| 5 | EA | 91626 | H904 DOWNSPOUT HANGER FOR #612 & H622 | |
| 5 | EA | 91628 | H910 SPLICE & TEE KIT - WATERPROOF | |

NOTE: H904 for use with H612 and H622.

# Raychem Gardian Pipe Heating Cable

## Pre-assembled Heater for Short Pipe Runs



W51/W52

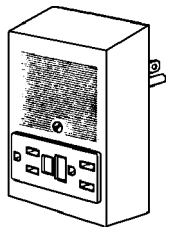

H931

- The ideal freeze-protection for pipes in unheated attics, basements, and garages. For use with intake and drain lines, water meters, outside pipes, and taps.
- There's no assembly required. Just attach the heater to the pipe, insulate, and plug it in.
- The 240V pre-assembled Gardian heater is easy and convenient for use in refrigeration applications. It prevents freeze-up problems on freezer doors, in drain pans, and drain lines.
- UL Listed

### Specifications

- 2" diameter
- 5 watt
- 120 volt (W51)
- 240 volt (W52)

| STD PKG | U/M | BERCOR NUMBER | DESCRIPTION | PC-1 EACH |
|---|---|---|---|---|
| 1 | EA | 91595 | W51-6P 6FT PRE-ASSEMBLED HEATER | |
| 1 | EA | 91596 | W51-12P 12FT PRE-ASSEMBLED HEATER | |
| 1 | EA | 91597 | W52-6L 6FT 240V PRE-ASSEMBLED HEATER | |
| 1 | EA | 91598 | W52-12L 12FT PRE-ASSEMBLED HEATER | |

# Raychem FreezGard® Self-Regulating Crankcase Heaters

## for Compressors, UL Listed



| Volts | Power Output at 0° F | Power Output at 60° F | Girth (Wrap Around Dimensions) |
|---|---|---|---|
| 120 Vac<br>240* Vac | 60 Watts<br>All Heaters | 35 Watts<br>All Heaters | Will fit crankcases with circumferences smaller than 40 inches. |

* 208-277V range.

| STD PKG | U/M | BERCOR NUMBER | DESCRIPTION | PC-1 EACH |
|---|---|---|---|---|
| 1 | EA | 91589 | CCH-1 120V FREEZGARD CRANKCASE HTR | |
| 1 | EA | 91590 | CCH-2 240V FREEZGARD CRANKCASE HTR | |

# CHROMALOX Self-Regulating Low Temp Heating Cable

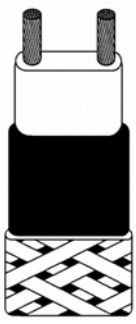

SRL 8-1C self-regulating heating cable provides safe, reliable heat tracing for freeze protection of pipes, valves, tanks, and similar applications. The 150°F maximum pipe maintenance temperature rating is also suitable for certain process applications. Chromalox SRL 8-1C can be used in hazardous as well as certain mildly corrosive areas.

**Service Voltage:** 120
**Max. Pipe Maintenance Temp. Power On:** 150° F
**Max. Intermittent Exposure Temp. Power Off:** 185° F
**Buss Wire Gauge AWG:** 16
**Cable Dimension Nominal:** 3/8" x 1/8"
**Max. Circuit Length:** 210 ft.

| STD PKG | U/M | BERCOR NUMBER | DESCRIPTION | PC-1 EACH |
|---|---|---|---|---|
| 1 | EA | 63677 | RTPC POWER BOX W/O GROMMET | |
| 1 | RLL | 63678 | SRL 8-1C 120V 8W 100 FT CABLE | |
| 1 | EA | 63721 | RTES END SEAL FITTING | |

# Group 7 Controls



Group 7 Controls


Residential Thermostats..... 7 - 1
Commercial Thermostats..... 7 - 17
Thermostat Covers..... 7 - 25
Transformers..... 7 - 26
Electric Heat Replacement Parts..... 7 - 29
Contactors..... 7 - 31
Fan Control Centers..... 7 - 34
General Purpose Switching Relays..... 7 - 37
Humidity Controls..... 7 - 40
Fan and Limit Controls..... 7 - 42
Gas Valves..... 7 - 49
Gas Regulators..... 7 - 62
Pilots/Thermocouples/Generators..... 7 - 67
Ignition Modules..... 7 - 81
Temperature/Pressure Controls..... 7 - 88
Temperature Sensors..... 7 - 95
Commercial/Industrial Combustion Controls..... 7 - 95
Miscellaneous Controls..... 7 - 114
Johnson Controls System 350..... 7 - 130
Timers..... 7 - 136
Voltage Monitors..... 7 - 137
Smoke, Fire and Gas Detectors..... 7 - 138

# Honeywell RedLINK™ Comfort Systems



Honeywell's exclusive RedLINK wireless technology is a full-suite, wireless-enabled, comfort system with accessory add-ons that offer comfort, convenience, and connection. And the ease of wireless installation means no added labor costs and optimized profitability.

Begin with an Equipment Remote Module or RedLINK-enabled thermostat then choose the appropriate RedLink accessories to give homeowner's customized control of their comfort system.

The RedLINK proprietary network facilitates a strong signal and a secure, uniterrupted connection. It works with the Total Connect Comfort (TCC) app, available for Android or iOS, or with the TCC web interface.

## RedLINK Accessories

- **RedLINK Internet Gateway:** Connect the gateway unit to any RedLINK-enabled thermostat to allow remote access to the comfort system from a PC or from a smart phone or tablet via a free app. Up to four thermostats/systems per gateway.
- **Portable Comfort Control:** This control gives homeowners the ability to make adjustments from anywhere in the conditioned space. One portable comfort control per thermostat.
- **Equipment Interface Module (EIM) for FocusPro:** Easily relocate thermostats or upgrade equipment without running new wires using theis module and a wireless FocusPro thermostat. One EIM per thermostat.
- **Equipment Interface Module (EIM), RedLINK:** Easily upgrade equipment or add IAQ accessories without running new wires to the thermostat. Heating, cooling, and IAQ equipment is wired to the EIM. One EIM per thermostat.
- **Wireless Outdoor Air Sensor:** Installed on the exterior of a home, this sensor communicates through RedLINK to display the outdoor temperature and humidity on all RedLINK-enabled thermostats and on the Portable Comfort Control. One soutdoor sensor per thermostat.
- **Wireless Indoor Air Sensor:** When paired with a Prestige IAQ or VisionPRO thermostat this sensor allows more precise control of indoor temperature and humidity. Up to six indoor sensors per thermostat.
- **Wireless Adapter:** Can be used with TrueZone panels to wirelessly add zoning to a home or add more zones to an existing system. Can be used with RedLINK enabled thermostats to wirelessly control TrueSteam humidifiers. Can also be used to extend the wireless range of EIM.

***Accessories can be found on the following pages with the Prestige, VisionPro, and FocusPro thermostats and system kits.***

# Honeywell ERM5220 Equipment Remote Module and System Kits

## For RedLINK Equipment Installations



- Save installation time by connecting a condensing unit, heat pump, or boiler to control devices without using wires.
- Using an ERM outside, an Equipment Interface Module and a RedLINK-enabled thermostat inside makes complete system installations simpler than ever.
- RedLINK technology lets control devices communicate wirelessly with equipment.
- Temperature sensor terminals provide outdoor temperature sensing as well as indoor freeze protection.
- In boiler applications up to two ERMs can be enrolled in a system.
- The powerful wireless range ensures reliable operation in nearly any application.
- LEDs for fast, easy equipment checks.
- Simple user interface and setup.

| STD PKG | U/M | BERCOR NUMBER | DESCRIPTION | PC-1 EACH |
|---|---|---|---|---|
| 6 | EA | 73401 | ERM5220R1018/U EQUIPMENT REMOTE MODULE | |
| 12 | EA | 73402 | YERM5220R8321/U VISIONPRO WITH EQUIPMENT REMOTE MODULE | |
| 12 | EA | 73403 | YERM5220RVPEIM/U VISIONPRO, EIM, & EQUIPMENT REMOTE MODULE | |

# Honeywell Prestige™ IAQ Thermostat and System Kits

## With RedLINK Technology



### Prestige IAQ RedLINK System Kits

The Prestige IAQ thermostats are a part of Honeywell's suite of RedLINK comfort system products. This exclusive wireless technology offers comfort, convenience, and connection.

The Prestige IAQ is RedLINK enabled to work with the RedLINK Internet Gateway, Total Connect, Wireless Outdoor Air Sensor, Wireless Indoor Air Sensor, Portable Comfort Control, Wireless Adapter, TrueSteam, and TrueZone panels. Also works with Entry/Exit Remote and Vent/Filter Remote (non-stock options).

### Prestige IAQ Thermostats

- High-definition, color touchscreen
- 3 sets of universal IAQ contacts to control humidification, dehumidification, and ventilation.
- Delta T provides alerts and diagnostics when system needs service.
- Up to 4 Heat/2 Cool heat pump or 3 Heat/2 Cool conventional
- Selectable staging options
- Works with integrators including IFTTT and Wink for enhanced comfort and control

### Kits Include

| Model No | Thermostat | Equipment Interface Module | Return/Discharge Air Temp Sensors | Wireless Outdor Sesnsor | RedLINK Internet Gateway |
|---|---|---|---|---|---|
| YTHX9421R5085 | THX9421R5021 | THM5421R1021 | C7735A1000 | — | — |
| YTHX9421R5101 | THX9421R5021 | THM5421R1021 | C7735A1000 | C7089R1013 | — |
| YTHX9421R5127 | THX9421R5021 | THM5421R1021 | C7735A1000 | — | THM6000R1002 |

### Thermostat Specifications

| Model No | Programmability | Power Method | Stages | | Switch Position | | Operating Temp. Range (° F) |
|---|---|---|---|---|---|---|---|
| | | | Heating | Cooling | System | Fan | |
| THX9421R5021 | 7-Day | Hardwired | 3 (4/Heat Pump) | 2 | Heat-Off-Cool-Auto-Em Heat | Auto-On-Circ-Follow Schedule | 32–120 |

### System Kits

| STD PKG | U/M | BERCOR NUMBER | DESCRIPTION | PC-1 EACH |
|---|---|---|---|---|
| 12 | EA | 73432 | YTHX9421R5085WW/ PRESTIGE HD WHITE COMFORT SYSTEM KIT | |
| 12 | EA | 73435 | YTHX9421R5085BB PRESTIGE HD BLACK COMFORT SYSTEM KIT | |
| 12 | EA | 73436 | YTHX9421R5101WW/ U PRESTIGE HD WHITE COMFORT SYSTEM KIT | |
| 12 | EA | 73439 | YTHX9421R5101BB PRESTIGE HD BLACK COMFORT SYSTEM KIT | |
| 12 | EA | 73475 | YTHX9421R5127WW/ PRESTIGE HD WHITE IAQ REDLINK KIT | |

### Thermostat

| STD PKG | U/M | BERCOR NUMBER | DESCRIPTION | PC-1 L/CTN | PC-2 F/CTN |
|---|---|---|---|---|---|
| 12 | EA | 73441 | THX9421R5021WW/U PRESTIGE HD WHITE IAQ REDLINK THERMOSTAT | | |

### RedLINK Accessories

*See page 7-1 for further information on accessories.*

| STD PKG | U/M | BERCOR NUMBER | DESCRIPTION | PC-1 EACH |
|---|---|---|---|---|
| 12 | EA | 73391 | C7089R1013/U WIRELESS OUTDOOR SENSOR | |
| 12 | EA | 73406 | C7189R1004/U WIRELESS INDOOR SENSOR | |
| 1 | EA | 78643 | C7735A1000/U DISCHARGE AIR SENSOR | |
| 12 | EA | 73394 | REM5000R1001/U WIRELESS PORTABLE COMFORT CONTROL | |
| 12 | EA | 73429 | THM5421R1021/U IAQ EQUIPMENT INTERFACE MODULE | |
| 12 | EA | 73451 | YTHM5421R1010/U IAQ EQUIPMENT INTERFACE MODULE WITH SENSORS | |
| 12 | EA | 73392 | THM4000R1000/U WIRELESS ADAPTER | |
| 12 | EA | 73400 | THM6000R1002/U REDLINK ENABLED INTERNET GATEWAY | |
| 12 | EA | 73369 | THP9045A1023/U SAVE A WIRE MODULE | |

### Wall Plates and Cover Plates

| | | | | |
|---|---|---|---|---|
| 12 | EA | 73373 | 50028399-001/U COVER PLATE FOR PRESTIGE | |
| 12 | EA | 73452 | THP2400A1027W/U PRESTIGE IAQ WHITE WALL COVER PLATE | |
| 12 | EA | 73453 | THP2400A1027B/U PRESTIGE IAQ BLACK WALL COVER PLATE | |

# Honeywell VisionPRO™ 8000 Thermostats and System Kits

## with RedLINK Technology



### VisionPro RedLINK System Kits

The VisionPro thermostats are a part of Honeywell's suite of RedLINK comfort system products. This exclusive wireless technology offers comfort, convenience, and connection.

The VisionPro is RedLINK enabled to work with the RedLINK Internet Gateway, Total Connect, Wireless Outdoor Air Sensor, Wireless Indoor Air Sensor, Portable Comfort Control, Wireless Adapter, TrueSteam, and TrueZone panels. Also works with Entry/Exit Remote and Vent/Filter Remote (non-stock options).

### VisionPro 8000 Thermostats

- Up to 4 Heat/2 Cool heat pump or 3 Heat/2 Cool conventional when used with the Equipment Interface Module
- Dual-powered: battery or hard wired.
- 7-day programmable or non-programmable
- Micro SD port for quick installer setup
- **TH8321** model has one assignable output to control humidification, dehumidification, ventilation or a stage of heating/cooling.
- **TH8320** and **TH8110** models require use of Wireless Indoor Sensor to control humidifcation and dehumidifcation.

### System Kits Include

| Model No | Thermostat | Equiment Interface Module | Equiment Remote Module | RedLINK Internet Gateway |
|---|---|---|---|---|
| YTH8321R1002 | TH8321R1001 | — | — | THM6000R1002 |
| YERM5220R8321 | TH8321R1001 | — | ERM5220R1018 | — |
| YERM5220RVPEIM | TH8321R1001 | THM5421R1021 | ERM5220R1018 | — |

### Thermostat Specifications

| Model No. | Programmability | Power Method | Stages | | Switch Position | | Operating Temp. Range (° F) |
|---|---|---|---|---|---|---|---|
| | | | Heating | Cooling | System | Fan | |
| TH8321R1001 | 7-Day | Battery | 2 | 2 | Heat-Off- | On-Auto- | 32–120 |
| TH8320R1003 | or | or | (3/Heat Pump) | | Cool-Auto- | Circ-Follow | |
| TH8110R1008 | Non-Programmable | Hardwired | 1 | 1 | Em. Heat | Schedule | |

### System Kits

| STD PKG | U/M | BERCOR NUMBER | DESCRIPTION | PC-1 EACH |
|---|---|---|---|---|
| 12 | EA | 73479 | YTH8321R1002/U VISIONPRO REDLINK KIT | |
| 12 | EA | 73402 | YERM5220R8321/U VISIONPRO WITH EQUIPMENT REMOTE MODULE | |
| 12 | EA | 73403 | YERM5220RVPEIM/U VISIONPRO, EIM, & EQUIPMENT REMOTE MODULE | |

### Thermostats

| STD PKG | U/M | BERCOR NUMBER | DESCRIPTION | PC-1 L/CTN | PC-2 F/CTN |
|---|---|---|---|---|---|
| 12 | EA | 73414 | TH8321R1001/U 3H 2C W/DEHUMIDITY CTL VISIONPRO THERMOSTAT W/REDLINK | | |
| 12 | EA | 73413 | TH8320R1003/U 3H 2C VISION PRO THERMOSTAT WHITE W/REDLINK | | |
| 12 | EA | 73412 | TH8110R1008/U 1H-1C VISION PRO THERMOSTAT WHITE W/REDLINK | | |

### RedLINK Accessories

*See page 7-1 for further information on accessories.*

| STD PKG | U/M | BERCOR NUMBER | DESCRIPTION | PC-1 EACH |
|---|---|---|---|---|
| 10 | EA | 78544 | 50022037 OUTDOOR SENSOR INTERFACE MODULE | |
| 10 | EA | 70306 | C7089U1006/U OUTDOOR SENSOR F/VISIONPRO | |
| 12 | EA | 70307 | C7189U1005/U INDOOR SENSOR F/VISIONPRO | |
| 1 | EA | 78643 | C7735A1000/U DISCHARGE AIR SENSOR | |
| 12 | EA | 73394 | REM5000R1001/U WIRELESS PORTABLE COMFORT CONTROL | |
| 12 | EA | 73392 | THM4000R1000/U WIRELESS ADAPTER | |
| 12 | EA | 73429 | THM5421R1021/U IAQ EQUIPMENT INTERFACE MODULE | |
| 12 | EA | 73400 | THM6000R1002/U REDLINK ENABLED INTERNET GATEWAY | |
| 12 | EA | 73369 | THP9045A1023/U SAVE A WIRE MODULE | |

### Wall Plates and Cover Plates

| | | | | |
|---|---|---|---|---|
| 2 | EA | 73316 | 32003796-001/U BACK PLATE F/VISIONPRO TSTATS | |
| 1 | PKG | 73329 | 50007297-001/U BULK PACK 12 PER PACK BACK PLATE FOR TH5110 | |
| 1 | PKG | 73330 | 50007298-001/U BULK PACK 12 PER PACK BACK PLATE FOR TH SERIES STAT | |
| 12 | EA | 73425 | THP2400A1019/U VISIONPRO 8000 WALL COVER PLATE | |

# Honeywell FocusPRO™ Thermostats and System Kits

## With RedLINK Technology



### FocusPro RedLINK System Kits

The wireless FocusPro thermostats are a part of Honeywell's suite of RedLINK comfort system products. This exclusive wireless technology offers comfort, convenience, and connection.

The wireless FocusPro is RedLINK enabled to work with the RedLINK Internet Gateway, Portable Comfort Control (remote control), and Wireless Outdoor Sensor.

### Wireless FocusPro Thermostats

- Controls dual fuel systems when used with a Wireless Outdoor Sensor.
- Displays outdoor temperature and humidity.
- Programmable and non-programmable models
- Easily moved to a more ideal sensing location
- Easily install multi-stage equipment or zoning
- Easily install cooling retrofits when wires are not available

### System Kits Include

| Model No. | Thermostat | Equipment Interface Module | Return Air Sensor | Wireless Adaptor (for TrueZone/TrueSteam) | RedLINK Internet Gateway |
|---|---|---|---|---|---|
| YTH6320R1023 | TH6320R1004 | — | — | THM4000R1000 | — |
| YTH6320R1114 | TH6320R1005 | THM5320R1000 | C7735A1000 | — | THM6000R1002 |
| YTH6320R1001 | TH6320R1004 | THM5320R1000 | C7735A1000 | — | — |
| YTH5320R1025 | TH5320R1002 | — | — | THM4000R1000 | — |
| YTH5320R1000 | TH5320R1002 | THM5320R1000 | C7735A1000 | — | — |

### Thermostat Specifications

| Model No. | Programmability | Power Method | Stages | | Switch Position | | Operating Temp. Range (° F) |
|---|---|---|---|---|---|---|---|
| | | | Heating | Cooling | System | Fan | |
| TH6320R1004 | 5-1-1 or 5-2 | Battery | 2 (3 HP) | 2 | Heat-Off- | Auto-On | 32–120 |
| TH5320R1002 | Non-Programmable | Battery | 2 (3 HP) | 2 | Em. Heat | Auto-On | 32–120 |

### System Kits

| STD PKG | U/M | BERCOR NUMBER | DESCRIPTION | PC-1 EACH |
|---|---|---|---|---|
| 12 | EA | 73404 | YTH6320R1114/U WIRELESS FOCUSPRO AND REDLINK GATEWAY | |
| 12 | EA | 73381 | YTH6320R1001/U WIRELESS FOCUSPRO THERMOSTAT KIT | |
| 12 | EA | 73386 | YTH6320R1023/U WIRELESS ZONING ADAPTER KIT | |
| 12 | EA | 73387 | YTH5320R1025/U WIRELESS ZONING ADAPTER KIT | |
| 12 | EA | 73383 | YTH5320R1000/U WIRELESS FOCUSPRO THERMOSTAT KIT | |

### Thermostats

| STD PKG | U/M | BERCOR NUMBER | DESCRIPTION | PC-1 L/CTN | PC-2 F/CTN |
|---|---|---|---|---|---|
| 12 | EA | 73384 | TH6320R1004/U PROGRAMMABLE WIRELESS FOCUSPRO THERMSTAT | | |
| 12 | EA | 73385 | TH5320R1002/U NON-PROGRAMMABLE WIRELESS FOCUSPRO THERMOSTAT | | |

### RedLINK Accessories

*See page 7-1 for further information on accessories.*

| STD PKG | U/M | BERCOR NUMBER | DESCRIPTION | PC-1 EACH |
|---|---|---|---|---|
| 12 | EA | 73391 | C7089R1013/U WIRELESS OUTDOOR SENSOR | |
| 1 | EA | 78643 | C7735A1000/U DISCHARGE AIR SENSOR | |
| 12 | EA | 73394 | REM5000R1001/U WIRELESS PORTABLE COMFORT CONTROL | |
| 12 | EA | 73392 | THM4000R1000/U WIRELESS ADAPTER | |
| 12 | EA | 73393 | THM5320R1000/U WIRELESS EQUIPMENT INTERFACE MODULE | |
| 12 | EA | 73400 | THM6000R1002/U REDLINK ENABLED INTERNET GATEWAY | |
| 12 | EA | 73369 | THP9045A1023/U SAVE A WIRE MODULE | |

# Honeywell Lyric™ Round WiFi Thermostat *




- Control from anywhere by smart phone or tablet via the Lyric mobile app
- Location based temperature control uses smartphone location to adjust settings to save energy when occupants are away and to ensure comfort when occupants are present
- Fine Tune adjusts for indoor and outdoor temperature and humidity
- Smart Alerts sends owners maintenance notifications and alerts about extreme conditions
- Custom Shortcuts can be programmed for predictable life events
- 2H/2C (3 H/2C heat pump)
- 3.78" H x 3.78" W x .79" D

**Features/Applications**

- Adapts to unpredictable schedules
- Saves on energy costs without being programmed to a set schedule
- Works with Apple® HomeKit™ and Samsung® SmartThings™ for control of connected products ranging from lights to garage doors.

| STD PKG | U/M | BERCOR NUMBER | DESCRIPTION | PC-1 L/CTN | PC-2 F/CTN |
|---|---|---|---|---|---|
| 12 | EA | 73420 | TH8732WF5018/U WI-FI LYRIC THERMOSTAT | | |

**** Part of Honeywell's Lyric connected platform. See page 4-65 for the Lyric WiFi Water Leak and Freeze Detector.***

# Honeywell WiFi Thermostats

Honeywell's wifi thermostats connect to the homeowner's existing wireless network—no need for additional gateways or equipment. They work with the Total Connect Comfort (TCC) app, available for Android or iOS, or with the TCC web interface.

**Applications**

- Checking on and adjusting the operation of an HVAC system in a home or vacation home that is unattended for extended periods.
- Monitoring temperature in a rental property.




**WiFi 9320 Color Touchscreen Thermostat with Voice Control**

- Voice activated recognition and control of thermostat (on device only)
- Color touchscreen can be customized to display the color of choice
- Up to 3H/2C heat pump and 2H/2C conventional
- Equipment check/change reminders
- 3-1/2" H x 4-1/2" W x 7/8" D



**WiFi 9320 Color Touchscreen Thermostat**

- Color touchscreen can be customized to display the color of choice
- Up to 3H/2C heat pump and 2H/2C conventional
- Equipment check/change reminders
- 3-1/2" H x 4-1/2" W x 7/8" D



**WiFi 8321 VisionPRO Touchscreen Thermostat**

- Touchscreen display and programming
- Equipment check/change reminders
- Dual-fuel capable with wired outdoor sensor
- Up to 3H/2C heat pump and 2H/2C conventional
- 4-5/8" H x 4-15/16"W x 1-1/8" D



**WiFi 6320 FocusPRO Thermostat**

- Installs with the ease of standard FocusPRO models
- Simple programming and operation
- Up to 3H/2C heat pump and 2H/2C conventional
- 3-9/16" H x 5-13/16" W x 1-1/2" D

| STD PKG | U/M | BERCOR NUMBER | DESCRIPTION | PC-1 L/CTN | PC-2 F/CTN |
|---|---|---|---|---|---|
| 12 | EA | 73418 | TH9320WFV6007/U WI-FI THERMOSTAT WITH VOICE CONTROL | | |
| 12 | EA | 73343 | TH9320WF5003/U 3H 2C WIFI COLOR TOUCH SCREEN THERMOSTAT WHITE | | |
| 12 | EA | 73348 | TH8321WF1001/U 3H 2C WIFI VISION PRO THERMOSTAT WHITE | | |
| 1 | EA | 73407 | TH6320WF1005/U 3H 2C WIFI FOCUS PRO THERMOSTAT WHITE | | |

# Honeywell FocusPRO™ 6000 5-1-1 Day Programmable Thermostats



- Simultaneous set and room temperature display
- Backlit display
- Dual powered (battery and hardwire)
- Auto changeover: manual, auto or auto-only (selectable)
- Millivolt compatible
- Adaptive intelligent recovery
- Configurable to heat only
- Configurable to cool only
- Single stage heat pump
- Compressor protection in cooling
- Compressor protection in heating (heat pump)
- Series 20 compatible (power open/power close hot water zone valves)
- Compatible with normally open and normally closed hot water zone valves
- 5 year warranty

### Thermostats

| STD PKG | U/M | BERCOR NUMBER | DESCRIPTION | PC-1 L/CTN | PC-2 F/CTN |
|---|---|---|---|---|---|
| 12 | EA | 73317 | TH6110D1021/U 1H-1C FOCUS PRO THERMOSTAT LARGE DISPLAY WHITE | | |
| 12 | EA | 73318 | TH6110D1005/U 1H-1C FOCUS PRO THERMOSTAT WHITE | | |
| 12 | EA | 73319 | TH6220D1028/U 2H-2C FOCUS PRO THERMOSTAT LARGE DISPLAY WHITE | | |
| 12 | EA | 73320 | TH6220D1002/U 2H-2C FOCUS PRO THERMOSTAT WHITE | | |
| 12 | EA | 73367 | TH6320U1000/U 3 HEAT 2 COOL PROGRAMMABLE THERMOSTAT | | |

### Accessories

| STD PKG | U/M | BERCOR NUMBER | DESCRIPTION | PC-1 EACH |
|---|---|---|---|---|
| 1 | EA | 73339 | 50002883-001/U COVER PLATE ASSY FOR TH3000, 4000, 5000, 6000 STATS | |

# Honeywell FocusPRO™ 5000 Digital Non-Programmable Thermostats



- Simultaneous set and room temperature display
- Backlit display
- Dual powered (battery and hardwire)
- Auto changeover manual, auto or auto-only (selectable)
- Millivolt compatible
- Configurable to heat only
- Configurable to cool only
- Single-stage heat pump
- Compressor protection in cooling
- Compressor protection in heating (heat pump)
- Series 20 compatible (power open/power close hot water zone valves)
- Compatible with normally open and normally closed hot water zone valves
- 5 year warranty

### Thermostats

| STD PKG | U/M | BERCOR NUMBER | DESCRIPTION | PC-1 L/CTN | PC-2 F/CTN |
|---|---|---|---|---|---|
| 12 | EA | 73312 | TH5110D1006/U 1H-1C FOCUS PRO NON-PROG THERMOSTAT WHITE | | |
| 12 | EA | 73313 | TH5110D1022/U 1H-1C FOCUS PRO NON-PROG THERMOSTAT LARGE DISPLAY WHITE | | |
| 12 | EA | 73321 | TH5220D1029/U 2H-2C FOCUS PRO THERMOSTAT LARGE DISPLAY WHITE | | |
| 12 | EA | 73322 | TH5220D1003/U 2H-2C FOCUS PRO THERMOSTAT WHITE | | |
| 12 | EA | 73366 | TH5320U1001/U 3 HEAT 2 COOL NON PROGRAMMABLE THERMOSTAT | | |

### Accessories

| STD PKG | U/M | BERCOR NUMBER | DESCRIPTION | PC-1 EACH |
|---|---|---|---|---|
| 2 | EA | 73314 | 50001137-001/U COVER PLATE F/FOCUS PRO | |
| 1 | PKG | 73329 | 50007297-001/U BULK PACK 12 PER PACK BACK PLATE FOR TH5110 | |
| 1 | EA | 73339 | 50002883-001/U COVER PLATE ASSY FOR TH3000, 4000, 5000, 6000 STATS | |

# Honeywell PRO 4000 5-2 Day Programmable Thermostats



- Simultaneous set and room temperature display
- Backlit display
- System and fan switch
- Heat On indication
- Cool On indication
- Millivolt compatible
- Battery powered.
- Single-stage heat pump
- Compressor protection in cooling
- Compressor protection in heating (heat pump)
- 2 year warranty

| STD PKG | U/M | BERCOR NUMBER | DESCRIPTION | PC-1 L/CTN | PC-2 F/CTN |
|---|---|---|---|---|---|
| 12 | EA | 73340 | TH4110D1007/U 1H-1C FOCUS PRO THERMOSTAT BACKLIT DISPLAY WH | | |

# Honeywell PRO 3000 Non-Programmable Thermostat



- Simultaneous set and room temperature display
- Backlit display
- Heat On indication
- Cool On indication
- Battery Powered
- Millivolt compatible
- System and fan switch
- Single-stage heat pump
- Compressor protection in cooling
- Compressor protection in heating (heat pump)
- 2 year warranty

| STD PKG | U/M | BERCOR NUMBER | DESCRIPTION | PC-1 L/CTN | PC-2 F/CTN |
|---|---|---|---|---|---|
| 12 | EA | 73341 | TH3110D1008/U 1H-1C FOCUS PRO THERMOSTAT BACKLIT DISPLAY WH | | |

# Honeywell PRO 2000 Programmable Thermostat



**Simple-set programming:** Easy to set heat, cool, fan and program schedule.
**Adaptive intelligence recovery**: Ensures that the programmed temperature is reached by the programmed time.
**Energy savings**: Programmed as directed can save up to 33% on annual heating and cooling costs.

**TH2110D1008:** 1 heat/1 cool, programmable
**TH2210D1006:** 2 heat/1 cool, heat pump, programmable

| STD PKG | U/M | BERCOR NUMBER | DESCRIPTION | PC-1 L/CTN | PC-2 F/CTN |
|---|---|---|---|---|---|
| 12 | EA | 73359 | TH2110DV1008/U 1H-1C PRO 2000 PROGRAMMABLE | | |
| 12 | EA | 73361 | TH2210DV1006/U 2H-1C PRO 2000 PROGRAMMABLE HP | | |

# Honeywell PRO 1000 Non-Programmable Thermostat



**Dual-Powered:** Battery and/or hardwire.
**Clear, backlit digital display:** Easy to read in various lighting conditions.
2-Year warranty

**TH1110DV1009:** 1 heat/1 cool, non-programmable
**TH1210DV1007:** 2 heat/1 cool, heat pump, non-programmable

| STD PKG | U/M | BERCOR NUMBER | DESCRIPTION | PC-1 L/CTN | PC-2 F/CTN |
|---|---|---|---|---|---|
| 12 | EA | 73358 | TH1110DV1009/U 1H-1C PRO 1000 NON-PROGRAMMABLE | | |
| 12 | EA | 73360 | TH1210DV1007/U 2H-1C PRO 1000 NON-PROGRAMMABLE HP | | |

# Honeywell T8775A, C The Digital Round™ Thermostats

## Non-Programmable, Easy-to-See Models




The T8775A and T8775C thermostats provides single-stage temperature control for 24V systems with manual changeover from heat to cool.
**T8775A** controls 2-wire heating-only systems.
**T8775C** controls gas, oil, or electric heating and cooling systems

- These Easy-to-See models have enlarged scales and raised numbers plus they click at every 2° F change.
- No batteries required. The temperature setting is held permanently in memory in the event of a power failure.
- System and fan switches on the T8775C model.
- Manual changeover from heat to cool on T8775C model.
- Selectable heating cycle rates (1, 3, 6, 9 cph) for a variety of applications.

**Color:** Premier White®
**Terminal Designations**: R, Rc, W, Y, G, O, B.
**Setting Temperature Range**:
40° F to 90° F in heating;
45° F to 99° F in cooling.
**Ambient Temperature Range:**
40° F to 110° F.
**Humidity Ratings:**
5% to 90% RH, non-condensing
**Electrical Ratings:**
24 Vac nominal: 18 Vac to 30 Vac, 60 Hz.
Heating: .02 to 1.5 A run; 3.5A inrush
Cooling: .02 to 1.5A run; 6.0A inrush
**Fan:** .02 to .05A run; 2.5A inrush
**Switch Positions (Fan):** Auto-On.
**Includes:** Wallplate, 4074FAB resistor, mounting hardware.

| STD PKG | U/M | BERCOR NUMBER | DESCRIPTION | PC-1 L/CTN | PC-2 F/CTN |
|---|---|---|---|---|---|
| 25 | EA | 72873 | T8775A1009/U HEAT ONLY DIGITAL ROUND THERMOSTAT - WHITE | | |
| 25 | EA | 72874 | T8775C1005/U (1013) H-C DIGITAL ROUND THERMOSTAT - WHITE | | |
| 2 | EA | 72876 | 50000066-001/U COVER PLATE T87K,N OR T8775 | | |

# Honeywell T87K, N The Round™ Non-Programmable Thermostats




The T87K and T87N thermostats provide single-stage temperature, non-programmable control for 24V systems with manual changeover from heat to cool.

T87K Heat Only works with 2 or 3 wire heat only systems.

The Easy-to-See display has enlarged scale and raised numbers—plus it clicks at every 2° F change.
**Color**: Premier White®
**Terminal Designations for T87K**: R, W, Y
**Terminal Designations for T87N**: R,Rc, W, Y, G, O, B

**Setting Temperature Range**: 40° F to 90° F
**Humidity Ratings:** 5 to 90% RH, non-condensing
**Electrical Ratings**: 18 to 30 Vac
**Switch Type**: Relay
**Includes**: 6 inch cover ring and switch position labels

| STD PKG | U/M | BERCOR NUMBER | DESCRIPTION | PC-1 L/CTN | PC-2 F/CTN |
|---|---|---|---|---|---|
| 12 | EA | 72858 | T87N1000/U 1HT 1CL THERMOSTAT | | |
| 12 | EA | 72859 | T87N1026/U EASY TO SEE HTG/CLG THERMOSTAT | | |
| 12 | EA | 72860 | T87K1007/U HT ONLY THERMOSTAT | | |
| 2 | EA | 72876 | 50000066-001/U COVER PLATE T87K,N OR T8775 | | |

# Honeywell T498A Electric Heating Thermostat

## Line Voltage




Provides line voltage control of electric heating systems. Breaks heating circuit on temperature rise, makes on temperature fall. With temperature setting dial in extreme counter-clockwise position it provides single line break (SPST).
Includes thermometer and 6" lead wires.

**Temperature Setting Range:** 40 to 80° F
**Fixed Differential**: 3° F
**Mounting**: Standard 2" x 4" outlet box or 4" x 4" junction box
**Dimensions:** 4-9/16" H x 2-7/8" W x 1-15/16" D above mounting plate, 15/16" D below mounting plate
**Electrical Rating** (Resistive): 22A at 120/208/240/277 Vac
U.L. Listed

| STD PKG | U/M | BERCOR NUMBER | DESCRIPTION | PC-1 L/CTN | PC-2 F/CTN |
|---|---|---|---|---|---|
| 10 | EA | 73233 | T498A1778/U THERMOSTAT | | |

# Honeywell T812 Thermostat

## Low Voltage



For low voltage control of single-stage heating, cooling or heating-cooling systems. New style snap-acting bimetal switch uses no mercury and does not require leveling.

- **Dimensions, Approximate**: 3-1/8" H x 3-1/8" W x 7/8" D
- **Accuracy**: 3° F
- **Mounting:** Square
- **Switch Type**: Snap acting
- **Sensor Element**: Bimetal
- **Color:** Premier white

| Model No. | Application | Switch Position | | Terminal Designations | Switching Action | Setting Temp Range | Anticipator (Heating) | Stages |
|---|---|---|---|---|---|---|---|---|
| | | System | Fan | | | | | |
| T812C1000* | 24 Vac heating and cooling systems | Off-Heat-Cool | Auto-On | R,W,Y,G | SPDT | 50 to 90 | 0.18A to 1.2A @ 30 Vac | 1 Heat/ 1 Cool |

* Tradeline Model

| STD PKG | U/M | BERCOR NUMBER | DESCRIPTION | PC-1 L/CTN | PC-2 F/CTN |
|---|---|---|---|---|---|
| 12 | EA | 73019 | T812C1000/U THERMOSTAT WHITE | | |

# Honeywell T822 Thermostat

## Low Voltage




For low voltage (24 Vac) control of heating systems. Coiled bimetal element operates dustproof, SPST switch. This thermostat mounts directly on a wall or on a standard vertical outlet box. Setting lever and thermometer scale on thermostat face. Vented cover for improved temperature sensing.

**Approximate Dimensions:**
4-3/4" H x 2-7/8" W x 1-3/8" D
**Electrical Ratings:** 0.18A to 1.0A at 30 Vac

| STD PKG | U/M | BERCOR NUMBER | DESCRIPTION | PC-1 L/CTN | PC-2 F/CTN |
|---|---|---|---|---|---|
| 1 | EA | 73038 | T822K1018/U THERMOSTAT | | |

# Honeywell T834N and T8034N Thermostats

## Low Voltage




**T834N**




**T8034N**

For low voltage control of residential single-stage heating, cooling, or heating/cooling systems.
**T834N 1002**: Mercury free; replaces T834C.
**T8034N 1007**: Mercury free; replaces T8034C.

**Mounting:** 2 screws through base to wall or to horizontal or vertical outlet box.
**Dimensions:**
T834N: 2-7/8" W x 4-3/4" H x 1-5/16" D
T8034N: 4-3/4" W x 2-7/8" H x 1-5/16" D
**Electrical Ratings:**
Heating: 0.18 to 1.0 A at 30 Vac max
Cooling: 1.5 A running, 7.5 A inrush at 25 Vac
**Heat Anticipator:** Adjustable, 0.18 to 1.0 A
**Cooling Anticipator**: Fixed, 24 to 30 Vac
**Fan Switching**: On-Auto
**System Switching:** Heat-Off-Cool
**Mounting:**
T834N: Vertical
T8034N: Horizontal

| STD PKG | U/M | BERCOR NUMBER | DESCRIPTION | PC-1 L/CTN | PC-2 F/CTN |
|---|---|---|---|---|---|
| 1 | EA | 73039 | T834N1002/U THERMOSTAT | | |
| 1 | EA | 73040 | T8034N1007/U THERMOSTAT | | |

# Honeywell TL8100 Hydronic Thermostat

## Programmable




**7-Day Programmable:** Up to 4 periods per day to fit any lifestyle and help save energy.
**Precise Comfort:** Maintains consistent comfort to the highest level of accuracy.
**Low Battery Indicator:** Gives 60-day warning to replace batteries.
**Installation Flexibility:** Works with mV, 24V, 120VAC, and 240VAC heating systems. Rated at 5A resistive and 2A inductive load.

**Pump Protection:** Activates zone valves or pumps for one minute every 24 hours to prevent seizures and reduce callbacks.
**Armchair Programming:** Save time on the job with convenient programming by simply removing the faceplate from the base.

| STD PKG | U/M | BERCOR NUMBER | DESCRIPTION | PC-1 L/CTN | PC-2 F/CTN |
|---|---|---|---|---|---|
| 12 | EA | 73364 | TL8100A1008/U 7 DAY PROGRAMMABLE HYDRONIC THERMOSTAT | | |

## White-Rodgers Sensi™ WiFi Thermostat

### Remote Access from Smartphone, Tablet or PC



- No "C-Wire" required for most HVAC applications for easier install
- Keeps your contact information in your customer's smartphone or tablet, so you are just a tap away when service is needed
- Sensi app allows your customers to always be connected to their home comfort anytime
- Sensi thermostat operates like a standard programmable thermostat when not connected to Wi-Fi
- Up to 4 Heat/2 Cool stages
- Set Point Temperature Range: 45 to 99° F
- 20 to 30 VAC, 50-60 Hz
- 2.5 amps maximum load
- For use with single or multi-stage conventional or heat pump systems

| STD PKG | U/M | BERCOR NUMBER | DESCRIPTION | PC-1 1-5 | PC-2 6 |
|---|---|---|---|---|---|
| 6 | EA | 75879 | 1F86U-42WF SENSI THERMOSTAT WIFI | | |
| 6 | EA | 75850 | F61-2663 6-3/4IN X 4-1/2IN WHITE WALLPLATE SENSI WI-FI | | |

## White-Rodgers 80 Series Thermostats



- Large, bright display
- Programmable models offer choice of 7 day, 5+1+1 day, or no schedule
- Dual fuel control on all staging models (no sensor required)
- Advanced features include early start, keypad lockout and temperature limits
- Easy to install with built-in level indicator and simple set-up menus

### Selection Guide

| Application | Universal | | | | Heat Pump | | Conventional | |
|---|---|---|---|---|---|---|---|---|
| Model No. | 1F85U-42PR | 1F85U-42NP | 1F85U-22PR | 1F85U-22NP | 1F85H-21PR | 1F83H-21NP | 1F83C-11PR | 1F83C-11NP |
| Stages | 4H/2C | 4H/2C | 2H/2C | 2H/2C | 2H/1C | 2H/1C | 1H/1C | 1H/1C |
| Dual Fuel | X | X | X | X | X | X | | |
| Selectable Program | 7, 5-1-1, or None | | 7, 5-1-1, or None | | 7, 5-1-1, or None | | 7, 5-1-1, or None | |
| Program Periods | 4 or 2 | | 4 or 2 | | 4 or 2 | | 4 or 2 | |
| Temperature Limits | X | X | X | X | X | X | X | X |
| Auto Changeover | X | X | X | X | | | | |
| Keypad Lockout | X | X | X | X | X* | X* | X* | X* |
| Early Start Recovery | X | | X | | X | | X | |
| Filter Change Reminder | X | | X | | X | | X | |

* Unable to lockout System/Fan switches

| STD PKG | U/M | BERCOR NUMBER | DESCRIPTION | PC-1 1-5 | PC-2 6 |
|---|---|---|---|---|---|
| 1 | EA | 79080 | 1F85U-42PR 4H/2C 5IN DISPLAY DUAL FUEL SNG STG THERMOSTAT | | |
| 1 | EA | 79082 | 1F85U-42NP 4H/2C 5IN DISPLAY DUAL FUEL UNIVERSAL SNG STG THERMOSTAT | | |
| 1 | EA | 79081 | 1F85U-22PR 7 DAY 5IN DISPLAY DUAL FUEL UNIVERSAL SNG STG THERMOSTAT | | |
| 1 | EA | 79083 | 1F85U-22NP 7 DAY 5IN DISPLAY DUAL FUEL UNIVERSAL SNG STG THERMOSTAT | | |
| 1 | EA | 79084 | 1F83H-21PR 7 DAY 4.4IN DISPLAY NP THERMOSTAT | | |
| 1 | EA | 79085 | 1F83H-21NP 4.4IN DISPLAY DUAL FUEL THERMOSTAT | | |
| 1 | EA | 79086 | 1F83C-11PR 1H/1C 4.5IN DISPLAY SNG STAGE THERMOSTAT | | |
| 1 | EA | 79087 | 1F83C-11NP 1H/1C 4.5IN DISPLAY DIGITAL THERMOSTAT | | |

## White-Rodgers Inspire™ Easy Install Universal 4-Wire Thermostat System

### Full Color Display



- Includes user interface and equipment control
- Thin profile with full color display
- USB Port to upload programs and service reminders
- Humidification and dehumidification control
- Heat pump dual fuel control
- Compatible with outdoor sensor F145-1378
- 7 day, 5-2 day, or non-programmable
- Stages:

Heat pump: 4 Heat/2 Cool
Multistage: 2 Heat/2 Cool

- Setpoint Temp. Range: 45° to 99° F
- Operating Temperature Range:
- Interface: 32° to 105° F

Control: -30° to +105° F

| STD PKG | U/M | BERCOR NUMBER | DESCRIPTION | PC-1 1-5 | PC-2 6 |
|---|---|---|---|---|---|
| 1 | EA | 75783 | 1HDEZ-1521 4 WIRE UNIVERSAL INSPIRE THERMOSTAT SYSTEM | | |

## White-Rodgers Blue Easy Install™ Wireless Thermostat System

### 6 Sq. In. Display



- Universal–compatible with single-and multi-stage, heat pump and heat pump with dual fuel applications
- Addresses hot and cold spots
- Premium humidity control
- Easy-to-read 6" display on comfort interface
- +/- 1° accuracy
- Choice of 7 day programmable or non-programmable
- Choice of 4 or 2 program periods per day
- Setpoint Temperature Range: 45 to 99° F
- Operating Ambient Temperature:
  1F98EQ-1621 Comfort Interface: 14 to 131° F
  1F98EZ-1621 Equipment Control: -13 to 158° F
  F145RF-1600 Wireless Sensor: -4 to 129° F

| STD PKG | U/M | BERCOR NUMBER | DESCRIPTION | PC-1 EACH |
|---|---|---|---|---|
| 1 | EA | 75835 | 1F98EZ-1621 6IN WIRELESS EASY INSTALL THERMOSTAT SYSTEM | |
| 1 | EA | 75836 | F145RF-1600 WIRELESS REMOTE INDOOR OR OUTDOOR TEMP SENSOR | |

# White-Rodgers Big Blue Touchscreen Thermostats

## 12 Sq. In. Display



- 7 day, 5/1/1 day programmable or non-programmable models
- Remote sensing indoor or outdoor
- Programmable fan
- Choice of battery-powered, hardwired with battery back-up, power stealing
- Circulator fan cycling
- Heat pump model includes dual-fuel feature
- Automatic daylight savings option
- Energy Star rated
- +/- 1° F
- 5-year warranty

### 1F95-1277

- Single-stage/multi-stage/heat pump
- 3 heat/2 cool
- Setpoint Temperature Range: 45 to 99° F
- Operating Ambient Temperature: 32 to 105° F

### 1F95-1291

- Single-stage/multi-stage/heat pump
- 4 heat/2 cool
- Dehumidification and humidification control
- Setpoint Temperature Range: 45 to 99° F
- Operating Ambient Temperature: 32 to 105° F

### 1F97-1277

- Single-stage
- 1 heat/1 cool
- Setpoint Temperature Range: 45 to 99° F
- Operating Ambient Temperature: 32 to 105° F

### 1F98EZ-1421 and 1F98EZ-1441 Easy-to-Install

- Heat Pump, 4 Heat/2 Cool; Multi-stage 2 heat/2 cool
- Setpoint Temperature Range: 45 to 99° F
- Operating Ambient Temperature: 32 to 105° F
- Universal installer selectable system applications

| STD PKG | U/M | BERCOR NUMBER | DESCRIPTION | PC-1 1-5 | PC-2 6 |
|---|---|---|---|---|---|
| 1 | EA | 75307 | 1F95-1277 BLUE UNIVERSAL MULTI STAGE PREMIUM THERMOSTAT | | |
| 1 | EA | 75346 | 1F97-1277 BLUE UNIVERSAL SINGLE STAGE THERMOSTAT | | |
| 1 | EA | 75757 | F61-2600 8-1/8IN W X 5-3/8IN H WALL PLATE FOR BLUE 90 SERIES | | |
| 1 | EA | 75787 | 1F95-1291 BLUE 7 DAY MULTI-STAGE PROG THERMOSTAT W/HUMIDITY CONTROL | | |
| 1 | EA | 75828 | 1F98EZ-1421 12IN 4 WIRE EASY INSTALL THERMOSTAT | | |
| 1 | EA | 75829 | 1F98EZ-1441 12IN 4 WIRE THERMOSTAT W/OUTDOOR REMOTE SENSOR | | |

# White-Rodgers Blue Easy Reader Thermostat

## 6 Sq. In. Display



- Large easy-to-read character size
- Universal model: single-stage, multi-stage or heat pump system
- Simple one-button, one-function operation
- Energy Star rated
- +/- 1° accuracy
- 5-year warranty

### 1F95EZ-0671

- Single-stage/multi-stage/heat pump
- 4 heat/2 cool stages
- Setpoint Temperature Range: 45 to 99° F
- Operating Ambient Temperature: 32 to 105° F

| STD PKG | U/M | BERCOR NUMBER | DESCRIPTION | PC-1 1-5 | PC-2 6 |
|---|---|---|---|---|---|
| 1 | EA | 75695 | 1F95EZ-0671 BLUE 4 HEAT/2 COOL UNIVERSAL EASY READER THERMOSTAT | | |
| 1 | EA | 75757 | F61-2600 8-1/8IN W X 5-3/8IN H WALL PLATE FOR BLUE 90 SERIES | | |
| 1 | EA | 75758 | F61-2634 6-1/2IN W X 5IN H WALL PLATE FOR 80&90 SERIES BLUE | | |

# White-Rodgers Blue Thermostats

## 4 Sq. In. Display



- Exclusive battery power monitor
- Millivolt and hydronic zone valve compatible
- Energy Star rated
- +/- 1° F accuracy
- 5-year warranty

**1F83-0471**
- 3 heat/2 cool stages
- Non-programmable

**1F85-0477**
- 2 heat/2 cool stages
- Single-stage
- Programmable

**1F86-0471**
- 1 heat/1 cool
- Single-stage
- Non-programmable

| STD PKG | U/M | BERCOR NUMBER | DESCRIPTION | PC-1 1-5 | PC-2 6 |
|---|---|---|---|---|---|
| 1 | EA | 75305 | 1F83-0471 BLUE UNIVERSAL NON-PROG THERMOSTAT W/ WALL PLATE | | |
| 1 | EA | 76234 | 1F85-0477 4IN BLUE 2H-2C UNIVERSAL SINGLE STG OR HEAT THERMOSTAT | | |
| 1 | EA | 75308 | 1F86-0471 BLUE NON PROGRAMMABLE THERMOSTAT | | |
| 1 | EA | 75758 | F61-2634 6-1/2IN W X 5IN H WALL PLATE FOR 80&90 SERIES BLUE | | |

# White-Rodgers Blue Thermostats

## 2 Sq. In. Display



- Exclusive Cool Savings™ feature saves energy during peak A/C demand periods
- Long battery life—uses 2 AA alkaline batteries
- Exclusive battery power monitor
- Energy Star rated
- +/- 1° F accuracy
- 5-year warranty

**1F80-0261**
- 1 heat/1 cool heat pump stages
- Single-stage
- Programmable 5+1+1 day

| STD PKG | U/M | BERCOR NUMBER | DESCRIPTION | PC-1 1-5 | PC-2 6 |
|---|---|---|---|---|---|
| 1 | EA | 75788 | 1F80-0261 2IN BLUE 1/1 SS 5+1+1 PROGRAMMABLE THERMOSTAT | | |
| 1 | EA | 75758 | F61-2634 6-1/2IN W X 5IN H WALL PLATE FOR 80&90 SERIES BLUE | | |

# White-Rodgers Blue Easy Set Thermostats

## 2 Sq. In. Display



- Non-Programmable
- 3 temperature presets—home, sleep, away
- Heat pump or single stage models
- Long battery life—uses 2 AA alkaline batteries (included)
- Battery power monitor
- Exclusive sleep timer
- 5-year warranty

**1F86EZ-0251**
- 1 heat/1 cool
- Single-stage

**1F89EZ-0251**
- 2 heat/1 cool heat pump stages

| STD PKG | U/M | BERCOR NUMBER | DESCRIPTION | PC-1 1-5 | PC-2 6 |
|---|---|---|---|---|---|
| 1 | EA | 75821 | 1F86EZ-0251 2IN SINGLE STAGE BLUE EASY SET THERMOSTAT | | |
| 1 | EA | 75825 | 1F89EZ-0251 2IN 2H/1C BLUE HEAT PUMP THERMOSTAT | | |

# White-Rodgers Remote Sensors for Blue Digital Thermostats

## Indoor and Outdoor Sensors for 24V Thermostats



- Digital signal ouput provides superior temperature control, even over long wire runs.
- No temperature variance caused by wire resistance.
- Perfect for securing the thermostat in one area or room while sensing temperature in the conditioned space.
- Maximum Distance from Thermostat: 300 feet
- Recommended Wire: 20 gauge, 3-conductor shielded cable
- Dimensions: 2-1/8" x 3-1/2" x 3/4"

**F145-1328 Indoor Sensor**
Compatible with all White-Rodgers thermostats with indoor remote sensor option.

**F145-1378 OutdoorSensor**
Compatible with all White-Rodgers thermostats with outdoor remote sensor option.

| STD PKG | U/M | BERCOR NUMBER | DESCRIPTION | PC-1 EACH |
|---|---|---|---|---|
| 1 | EA | 75501 | F145-1328 COMFORT SET 90 INDOOR REMOTE SENSOR | |
| 1 | EA | 75469 | F145-1378 COMFORT SET 90 OUTDOOR REMOTE SENSOR | |

# White-Rodgers 80 Series (Classic) Thermostats



### 1F80-361 Programmable
- 5+1+1 programmable
- 1 heat/1 cool single-stage
- +/- 1° F accuracy
- Energy Star rated

### 1F82-261 Programmable
- For heat pump applications
- 5+1+1 programmable
- 2 heat/1 cool
- Energy Star rated
- +/- 1° F accuracy
- 1.8 sq. in. display

### 1F86-344 Non-programmable
- 1 heat/1 cool single-stage
- +/- 1° F accuracy
- Set point storage in case of power loss
- 2.2 sq. in. display

### 1F89-211 Non-programmable
- For heat pump applications
- 2 heat/1 cool
- Set point storage in case of power loss
- 1.8 sq. in display
- +/- 1° F accuracy

| STD PKG | U/M | BERCOR NUMBER | DESCRIPTION | PC-1 1-5 | PC-2 6 |
|---|---|---|---|---|---|
| 1 | EA | 75345 | 1F80-361 5+1+1 WHITE PROGRAMMABLE THERMOSTAT | | |
| 1 | EA | 75524 | 1F82-261 5+1+1 WHITE HEAT PUMP PROGRAMMABLE THERMOSTAT | | |
| 1 | EA | 75344 | 1F86-344 WHITE SET POINT NON-PROGRAMMABLE THERMOSTAT | | |
| 1 | EA | 75607 | 1F89-211 WHITE SET POINT HEAT PMP NON PROGRAMMABLE THERMOSTAT | | |
| 1 | EA | 75516 | F61-2500 7-5/8IN X 4-3/4IN WALL PLATE FOR 80 SERIES THERMOSTAT | | |

# White-Rodgers 70 Series (Classic) Thermostats

### 1.2 Sq. In. Display





- Economical upgrade from mechanical thermostats to digital accuracy
- Horizontal and vertical styles
- Programmable and non-programmable models

## Programmable Models

### 1E78-151
- 1 heat/ 1 cool
- Vertical style

### 1F78-151
- 1 heat / 1 cool
- Horizontal style

## Non-Programmable Models

### 1E78-144
- 1 heat/ 1 cool
- Vertical style

### 1F78-144
- 1 heat / 1 cool
- Horizontal style

### 1E78-140
- Heat only
- Vertical style

### 1F79-111
- Heat Pump Model
- 2 heat/ 1 cool
- Horizontal style

| STD PKG | U/M | BERCOR NUMBER | DESCRIPTION | PC-1 1-5 | PC-2 6 |
|---|---|---|---|---|---|
| 1 | EA | 75476 | 1E78-151 5+2 WHITE VERTICAL PROGRAMMABLE THERMOSTAT | | |
| 1 | EA | 75492 | 1F78-151 5+2 WHITE HORIZONTAL PROGRAMMABLE THERMOSTAT | | |
| 1 | EA | 75475 | 1E78-144 WHITE SETPOINT VERTICAL NON PROGRAMMABLE THERMOSTAT | | |
| 1 | EA | 75504 | 1F78-144 WHITE SET POINT HORIZONTAL NON PROGRAMMABLE THERMOSTAT | | |
| 1 | EA | 75440 | 1E78-140 WHITE SETPOINT VERTICAL HEAT ONLY NON-PROG THERMOSTAT | | |
| 1 | EA | 75799 | 1F79-111 2H/1C NON-PROGRAMMABLE HEAT PUMP THEROMSTAT | | |
| 1 | EA | 75478 | F61-2510 WALL PLATE HORIZONTAL STAT F/70 SERIES | | |

## White-Rodgers Universal Replacement Mechanical Thermostat



- Horizontal style
- Single-stage heat/cool
- 3-wire zone mounting plate included
- Enclosed contacts
- 5-year warranty
- New mercury-free mechanicals offer quick and easy replacement

| STD PKG | U/M | BERCOR NUMBER | DESCRIPTION | PC-1 1-5 | PC-2 6 |
|---|---|---|---|---|---|
| 1 | EA | 75813 | 1F56N-444 MERCURY FREE SINGLE STAGE UNIVERSAL SET THERMOSTAT | | |

## ICM CORPORATION SC Series Single Set Point Thermostats



These thermostats are intended for use as a temporary device to provide heating or cooling to allow dry wall to dry during construction. Can also be used as a low ambient cut-off switch.

- Hardwired, electrical rating: 24 volt AC / 2 amp maximum.
- Temperature accuracy +/- 9° F.

| Type (2-Wire) | Temp (° F) | STD PKG | U/M | BERCOR NUMBER | | PC-1 EACH |
|---|---|---|---|---|---|---|
| Cool | 45 | 10 | EA | 75997 | SC045 45 DEGREE TEMP STAT COOL ONLY | |
| Cool | 55 | 10 | EA | 75998 | SC055 55 DEGREE TEMP STAT COOL ONLY | |
| Heat | 60 | 10 | EA | 75999 | SC060 60 DEGREE TEMP STAT HEAT ONLY | |
| Heat | 65 | 10 | EA | 76000 | SC065 65 DEGREE TEMP STAT - HEATING ONLY | |
| Heat | 70 | 10 | EA | 76010 | SC070 70 DEGREE TEMP STAT - HEATING ONLY | |

# 8900 Series WiFi Programmable Thermostats

## IAQ Control



- WiFi with Smart IAQ
- Integrated indoor air quality control
- Event-Based™ air cleaning
- 3-wire design
- Universal 3H/3C or 4H/2C HP
- Dual fuel operation
- Service reminders for humidifier, air cleaner, and dehumidifier
- 7-day programmable
- Outdoor air temperature sensor included

**8910W**
- 4.85" H x 6" W x 1.25" D
- 10.3 sq. in. touchscreen

**8920W**
- 4.4" H x 7.1" W x 1" D
- 20.4 sq. in. touchscreen

| STD PKG | U/M | BERCOR NUMBER | DESCRIPTION | PC-1 EACH |
|---|---|---|---|---|
| 1 | EA | 70086 | 8910W 3H-3C OR 4H-2C HP HOME COMFORT WITH WIFI THERMOSTAT | |
| 1 | EA | 70088 | 8920W UNIVERSAL WIFI 3H-3C 4H-2C HP PROGRAMMABLE THERMOSTAT | |

# 8600 Series WiFi Programmable Thermostats

## Universal



- Programmable Fan and Circulate Fan mode
- Event-Based™ air cleaning
- Universal 2H/2C or 4H/2C HP
- Built-in dual fuel kit
- Service reminders for water panel, air filter, and dehumidifier
- 7-day programmable
- Outdoor air temperature sensor included

- 4-15/16" H x 6" W x 1-15/16" D
- 10.3 sq. in. touch screen

| STD PKG | U/M | BERCOR NUMBER | DESCRIPTION | PC-1 EACH |
|---|---|---|---|---|
| 10 | EA | 70085 | 8620W 2H-2C OR 4H-2C HP UNIVERSAL WIFI TOUCH SCREEN THERMOSTAT | |

# 8400 Series WiFi Programmable Thermostats



- Circulate Fan mode
- Event-Based™ air cleaning
- Universal 2H/2C or 4H/2C HP
- Built-in dual fuel control
- Service reminders for water panel, air filter, and dehumidifier
- 7-day programmable

- 4.5" H x 5.25" W x 1" D
- Large Backlit Display

| STD PKG | U/M | BERCOR NUMBER | DESCRIPTION | PC-1 EACH |
|---|---|---|---|---|
| 10 | EA | 70087 | 8476W UNIVERSAL WIFI PROGRAMMABLE THERMOSTAT W/EVENT BASE | |

# 8400 Series ProgrammableThermostats



- 4.5 sq. in. LCD screen
- Built-in dual fuel control
- Circulate Fan mode
- Dual powered (hardwire or battery)
- Service reminders for water panel, air filter, and dehumidifier
- 4.5" H x 5.25" W x 1" D
- 5/1/1 or 5/2 day programmable

**8463**
- 1H/1C

**8476**
- Universal 2H/2C or 4H/2C HP
- Event-Based™ air cleaning

| STD PKG | U/M | BERCOR NUMBER | DESCRIPTION | PC-1 EACH |
|---|---|---|---|---|
| 10 | EA | 70077 | 8463 1H/1C PROGRAMMABLE DUAL POWERED THERMOSTAT | |
| 10 | EA | 70073 | 8476 UNIVERSAL PROGRAMMABLE THERMOSTAT W/EVENT BASED AIR CLEANING | |

# 8400 Series Non-ProgrammableThermostats



- 4.5 sq. in. LCD screen
- Built-in dual fuel control
- Circulate Fan mode
- Dual powered (hardwire or battery)
- Service reminders for water panel, air filter, and dehumidifier
- 4.5" H x 5.25" W x 1" D

**8444**
- 1H/1C

**8446**
- 2H/1C HP

| STD PKG | U/M | BERCOR NUMBER | DESCRIPTION | PC-1 EACH |
|---|---|---|---|---|
| 10 | EA | 70075 | 8444 1H/1C NON-PROGRAMMABLE DUAL POWERED THERMOSTAT | |
| 10 | EA | 70076 | 8446 2H/1C NON-PROGRAMMABLE HEAT PUMP DUAL POWERED THERMOSTAT | |

# Honeywell T451A and T651A Light Duty Line Voltage Thermostats



Controls line voltage valves, motors, contactors, electric heat elements, duct furnaces, and fan coil units in heating/cooling systems. Mounts on standard vertical or horizontal outlet box. Automatic cooling and heating anticipation.

**Approximate Dimensions:**
4-1/2" H x 2-15/16" W x 1-13/16" D
**Fixed Differential:** 2° F
U.L. Listed

| Model No. | Application | Temp. Range (°F) | Switch Action on Temp. Rise | Includes |
|---|---|---|---|---|
| T451A 3005 | Heating | 44 to 86 | SPST Breaks on rise. | Thermometer, range stops and locking cover screws, high accuracy Dual Diaphragm sensor. |
| T651A 3018* | Heating and Cooling | 35 to 95 | SPDT Breaks heating and makes cooling. | Thermometer, range stops and locking cover screws, wall plate, horizontal scaleplate with no thermometer, high accuracy Dual Diaphragm sensor |

* Super Tradeline Model.

| STD PKG | U/M | BERCOR NUMBER | DESCRIPTION | PC-1 L/CTN | PC-2 F/CTN |
|---|---|---|---|---|---|
| 10 | EA | 72937 | T451A3005/U THERMOSTAT LINE VOLTAGE | | |
| 10 | EA | 72993 | T651A3018/U THERMOSTAT LINE VOLTAGE | | |

# Honeywell T631A and C Farm Controllers



Provide line voltage control of heating, cooling, and ventilating systems in farm buildings or storage areas. Use in barns, poultry houses, hog barns, pump houses, milk houses, and crop storage houses. Treated to resist corrosion. Slots in front and bottom of case provide maximum air circulation over the coiled sensing element.

SPDT snap switches permanently sealed against corrosion. Easy mounting using screws through holes in back of case.

**Dimensions:**
4-15/16" H x 6-1/16" W x 2-7/8" D.
**Sensing Element:** Coiled copper tube.
U.L. Listed.

**Electrical Ratings (Amperes): T631A**

| T631A | SPDT Snap Switch | | SPDT 1 HP Switch | |
|---|---|---|---|---|
| | 120 Vac | 240 Vac | 120 Vac | 240 Vac |
| Full Load | 7.4 | 3.7 | 16.0 | 8.0 |
| Locked Rotor | 44.4 | 22.2 | 96.0 | 40.0 |

**Electrical Ratings (Amperes): T631C**

| T631C | SPDT Snap Switch | | | | SPDT 1 HP Switch | | | |
|---|---|---|---|---|---|---|---|---|
| | | | | | R-W | | R-B | |
| | 24 Vac | 120 Vac | 240 Vac | 277 Vac | 120 Vac | 240 Vac | 120 Vac | 240 Vac |
| Full Load | 2 | 7.4 | 3.7 | 3 | 16 | 8 | 8 | 5.1 |
| Locked Rotor | — | 44.4 | 22.2 | 18 | 80 | 40 | 48 | 30.6 |
| Resistive Load | — | 10 | 5 | — | — | — | — | — |

| Model No. | Range °F | Switching | Fixed Differential Per Switch °F | Max. Ambient Temp. °F | Color |
|---|---|---|---|---|---|
| T631A 1006 | 35 to 100 | SPDT Snap Switch | 2 | 120 | Red |
| T631A 1030 | 0 to 70 | SPDT Snap Switch | 3 | 125 | Red |
| T631C 1012 | 20 to 90 | 1 HP SPDT Snap Switch | 3 | 125 | Gray |
| T631C 1020 | 70 to 140 | SPDT Snap Switch | 2 | 150 | Gray |
| T631C 1103* | -30 to +100 | 1 HP SPDT Snap Switch | 5 | 125 | Gray |

* Tradeline Model

| STD PKG | U/M | BERCOR NUMBER | DESCRIPTION | PC-1 EACH |
|---|---|---|---|---|
| 4 | EA | 72975 | T631A1006/U FARM-O-STAT | |
| 4 | EA | 72976 | T631A1030/U FARM-O-STAT | |
| 4 | EA | 72979 | T631C1012/U AIRSWITCH | |
| 4 | EA | 72981 | T631C1103/U AIRSWITCH | |
| 4 | EA | 72982 | T631C1020/U AIRSWITCH | |

# Honeywell T921A and G Proportioning Thermostats



Three-wire low voltage controllers for valve motors, damper motors, and blancing relays in heating or cooling system applications. Bellows element adjusts the potentiometer's slider to regulate motor operation. Removable setting knob prevents unauthorized tampering with set point.
U.L. Listed

| Model No. | Approximate Dimensions (In.) | Temp Range ° F | Accessory Faceplate Adapter for Mounting Horizontally | Throttling Range ° F |
|---|---|---|---|---|
| T921A 1191* | 5-11/16 H x 3-3/8 W x 2-1/4 D | 56-84 | 135135A | 2.5 |
| T921G 1005 | | 56-84 | 135135A | 5.0 |

* Tradeline model includes slotted sides and an add-on faceplate to allow thermostat to be mounted horizontally.

| STD PKG | U/M | BERCOR NUMBER | DESCRIPTION | PC-1 EACH |
|---|---|---|---|---|
| 4 | EA | 73139 | T921A1191/U THERMOSTAT | |
| 4 | EA | 72899 | T921G1005/U THERMOSTAT | |

# Honeywell T6051 Heavy Duty Line Voltage Thermostat



For heating/cooling applications with resistive rating for electric heat applications. Control fan coils, fans, motor starters, valves, contactors, and circulator motors in heating and/or cooling systems. Provides good univoltage comfort control. Add Q651A or B Subbases to provide system and fan switching at the thermostat location. The set point knob is removable to lock set point and prevent tampering. With locking cover.
U.L. Listed.

| Model No. | Approximate Dimensions (In.) | Switching | Mounting | Temp. Differential ° F | Temp. Range ° F |
|---|---|---|---|---|---|
| T6051A 1016* | 5 H x 3-1/8 W x 1-5/8 D | SPDT | Vertical | 1.0 | 46 to 84 |

* Tradeline Model, replaces formerly available T4051 models.

| STD PKG | U/M | BERCOR NUMBER | DESCRIPTION | PC-1 L/CTN | PC-2 F/CTN |
|---|---|---|---|---|---|
| 12 | EA | 73188 | T6051A1016/U THERMOSTAT | | |

# Honeywell LineVoltPRO™ 7000 Thermostat

## Digital, Non-Programmable, Electric Heat




Honeywell's LineVoltPRO™ 7000 delivers the features that matter most in a non-programmable thermostat: precise comfort control, an easy to read backlit display, and a contemporary design to fit your lifestyle.

- Heating indicator at-a-glance confirmation that the heat is on.
- On-demand backlight is easy to read in various lighting conditions.
- Electronic temperature control with ± 1° F precision saves up to 10%* on heating bill.
- 5-year limited warranty.
- Maintenance free, no batteries required.
- Electrical ratings: 3120W @ 208V 15.0A; 3600W @ 240V 15.0A.
- Switching action: 4 wires / DPST.
- On/Off switch.
- 1° F drop control.

* If used as directed, electronic thermostats can save up to 10% on annual heating costs. Savings may vary based on geographic region and usage.

| STD PKG | U/M | BERCOR NUMBER | DESCRIPTION | PC-1 L/CTN | PC-2 F/CTN |
|---|---|---|---|---|---|
| 12 | EA | 73327 | TL7235A1003/U LINE VOLT PRO ELECTRIC HEAT THERMOSTAT WHITE | | |

# Honeywell LineVoltPRO™ 8000 Thermostat

## 7-Day Programmable, Electric Heat




Honeywell's LineVoltPRO™ 8000 is one of the most advanced thermostats for electric heating on the market. It features precise comfort control, a sophisticated design and high-end programming features. Begin lowering your heating bill immediately with the pre-programmed 7-day schedule, or modify the programming to suit your lifestyle. With LineVoltPRO 8000, you'll see substantial savings and feel consistently comfortable.

- Heating indicator provides at-a-glance confirmation that heat is on.
- On-demand backlight makes it easy to read in various lighting conditions.
- Electronic temperature control with ± 1° F precisions.
- Early start feature ensures programmed temperature is reached by programmed time.
- 5-year limited warranty.
- Pre-Set 7 Day Program: maintain the pre-set program schedule for up to 15%* energy savings, or modify the schedule to fit your lifestyle.
- On/Off switch.

* If used as directed, electronic thermostats can save up to 15% on annual heating costs. Savings may vary based on geographic region and usage.

| STD PKG | U/M | BERCOR NUMBER | DESCRIPTION | PC-1 L/CTN | PC-2 F/CTN |
|---|---|---|---|---|---|
| 12 | EA | 73328 | TL8230A1003/U LINE VOLT PRO 7 DAY PROG ELECTRIC HEAT THERMOSTAT WHITE | | |

# Honeywell T7350 Commercial Programmable Thermostat

### For single- or multi-stage conventional/heat pump systems



- Remote sensor capability for temperature (including outdoor air and discharge air) and humidity sensors.
- Auxiliary subbase contact typically interface with a Honeywell Economizer System (for total rooftop control integration) or act as dehumidification output.
- 7-day programming
- For single zone rooftop units, split systems, heat pumps or hot/chilled water systems.

| STD PKG | U/M | BERCOR NUMBER | DESCRIPTION | PC-1 EACH |
|---|---|---|---|---|
| 12 | EA | 73160 | T7350H1009/U COMMUNICATION THERMOSTAT 3 HEAT 3 COOL OR 2 HEAT 4 COOL | |
| 12 | EA | 73161 | T7350H 1017 COMMUNICATION THEROMSTAT MODULATING HEAT/COOL | |

# JOHNSON CONTROLS T26S Line Voltage Wall Thermostat

### Heating and Cooling



For control of residential, commercial, or industrial heating or year-round air conditioning. Heat or cold anticipators not required. Liquid charged temperature sensing element and highly efficient diaphragm and leverage assures close control of temperature.

| Old Model No. | New Model No. | Application | Selector Switch | Range °F | Diff. (Approx.) °F | |
|---|---|---|---|---|---|---|
| | | | | | Heating | Cooling |
| 825, 826 | T26S18 | SPDT, Heating & Cooling | None | 40 to 90 | 1-3/4 | 1-1/4 |

| STD PKG | U/M | BERCOR NUMBER | DESCRIPTION | PC-1 EACH |
|---|---|---|---|---|
| 1 | EA | 75462 | T26S-18C SPST THERMOSTAT | |

# White-Rodgers Blue™ Commercial

### 6 Sq. In. Display



**Blue™ Commercial Features**

- Pre-occupancy purge and/or programmable fan
- Economizer/damper control output
- Remote sensing indoor and at the thermostat
- Keypad lockout-total or partial
- Programmable (7 day, 5/1/1 day) or non-programmable
- Hardwired or battery powered with optional power stealing assist

**1F95-0680**

- Universal application
- 4 heat/2 cool stages
- 6-square-inch display
- Lock feature secures thermostat to subbase, reduces tampering
- Dual fuel with outdoor sensor (F145-1378)
- 5-year warranty

| STD PKG | U/M | BERCOR NUMBER | DESCRIPTION | PC-1 1-5 | PC-2 6 |
|---|---|---|---|---|---|
| 1 | EA | 75814 | 1F95-0680 BLUE MULTI-STAGE COMM PROGRAMMABLE THERMOSTAT | | |

## White-Rodgers 151 and 152 Line Voltage Thermostats



Ideally suited for accurate, dependable control of line voltage devices such as air conditioners, unit coolers, display cases, walk-in boxes, room coolers, and numerous similar applications.

For control of most line voltage heating applications without use of relays or motor starters. Finish is semi-gloss grey with chrome trim.
**Case Dimensions:** 6" H x 2-3/4" W x 2-1/2" D.

| Type | Range °F | Diff. °F | Switch Action | Full Elec. Rating | Motor Rating (Full Load) | |
|---|---|---|---|---|---|---|
| | | | | | 120 Vac | 240 Vac |
| 151-6 | 55 to 95 | Fixed 2 | Close on Rise | FGH | 16A | 8.0A |
| 152-9* | 55 to 85 | Fixed 2 | Open on Rise | FG | 14A | 7.0A |
| 179-1 | 55 to 95 | Fixed 3 | SPDT Open & Close on Rise | SPDT | 7.4A | 3.7A |

* Heater Rating: 120 Vac 25A; 240 Vac 22A.

| STD PKG | U/M | BERCOR NUMBER | DESCRIPTION | PC-1 EACH |
|---|---|---|---|---|
| 1 | EA | 75534 | 179-1 LINE VOLT THERMOSTAT | |
| 1 | EA | 75535 | 151-6 LINE VOLT THERMOSTAT | |
| 1 | EA | 75536 | 152-9 LINE VOLT THERMOSTAT | |

## PSG T32AH Adjustable Thermostat



The T32AH is a Heat/Cool thermostat featuring all solid state reliability, flawless temperature control, and quick installation. For use with 24 to 30 Vac systems (Min./max loads: .05/1.0 amps.) This is a single unit that does not require subbase assembly.

No leveling, calibration or recalibration, bi-metal elements, or anticipators to adjust.
**Temperature Range:** 40 to 90° F.
**Switching:** System On/Off fan.

| STD PKG | U/M | BERCOR NUMBER | DESCRIPTION | PC-1 EACH |
|---|---|---|---|---|
| 1 | EA | 76019 | T32AH HT/CL 40/90F THERMOSTAT | |

## PSG LA-1, LH-1, and LAH-11 Single-Stage Accustat Thermostats



Single-stage models are most commonly used to achieve set point control of room temperature. They operate with single-stage heating, cooling, or combined heating and cooling systems. Locking case is standard with all models.

**LA-1**: For cooling applications, requires 1 sensor, has 2-position Auto/On switch and 2-position Off/On switch.
**LH-1:** For heating applications, requires 1 sensor and has 2-position Off/On switch.
**LAH-11:** For heating/cooling applications, requires 2 sensors, has 2 position Auto/On switch and 3-position Heat/Off/Cool switch.

| STD PKG | U/M | BERCOR NUMBER | DESCRIPTION | PC-1 EACH |
|---|---|---|---|---|
| 1 | EA | 76030 | LA-1 COOLING ONLY SINGLE STAGE L/VOLT ACCUSTAT | |
| 1 | EA | 76032 | LH-1 HEATING ONLY SINGLE ST LOW VOLT ACCUSTAT | |
| 1 | EA | 76035 | LAH-11 HT AND CL SINGLE STAGE L/VOLTAGE ACCUSTAT | |

# S Series and AS-90 Sensors



S Series



AS-90

## S Series Sensors

As temperature changes, a column of mercury rises or falls in a glass capillary tube. On/Off switching is achieved by two hermetically sealed platinum electrodes. In the heating mode, as the mercury makes contact with the top electrode, the heating system is turned off. In the cooling mode, the cooling is turned on.

## AS-90 Sensor

This adjustable, snap-in sensor mounts in all Accustat® models, including low and line voltage, single and multistage, heat pump, and limiters. Can be used in combination with preset type sensor. Compact dimensions of the AS-90 allow it to fit within standard Accustat locking cases.

- **Adjustment Range:** 40 to 90° F (knurled knob with screwdriver slot).
- **Accuracy:** ±2° F.
- **Differential (In Air):** 1 to 3° F (depending upon characteristics of heating/cooling system).

| STD PKG | U/M | BERCOR NUMBER | DESCRIPTION | PC-1 EACH |
|---|---|---|---|---|
| 1 | EA | 76085 | AS-90 40/90F ADJUSTABLE SENSOR | |
| 1 | EA | 76086 | S-40 PRESET 40 DEG F SENSOR | |
| 1 | EA | 76088 | S-50 PRESET 50 DEG F SENSOR | |
| 1 | EA | 76089 | S-55 PRESET 55 DEG F SENSOR | |
| 1 | EA | 76090 | S-60 PRESET 60 DEG F SENSOR | |
| 1 | EA | 76091 | S-62 PRESET 62 DEG F SENSOR | |
| 1 | EA | 76092 | S-64 PRESET 64 DEG F SENSOR | |
| 1 | EA | 76093 | S-65 PRESET 65 DEG F SENSOR | |
| 1 | EA | 76094 | S-66 PRESET 66 DEG F SENSOR | |
| 1 | EA | 76095 | S-68 PRESET 68 DEG F SENSOR | |
| 1 | EA | 76096 | S-70 PRESET 70 DEG F SENSOR | |
| 1 | EA | 76097 | S-72 PRESET 72 DEG F SENSOR | |
| 1 | EA | 76098 | S-74 PRESET 74 DEG F SENSOR | |
| 1 | EA | 76099 | S-75 PRESET 75 DEG F SENSOR | |
| 1 | EA | 76100 | S-76 PRESET 76 DEG F SENSOR | |
| 1 | EA | 76101 | S-78 PRESET 78 DEG F SENSOR | |

CAUTION: After system has been tested, make sure that the sensors are snapped into sensor clips. If the sensors are not snapped into clips properly, the heating system will not turn off.

# Accustat Independence Series Thermostats

## Mercury Free



- Precise temperature control using Independence preset plug-in setpoints (ordered separately)
- Tamper resistant locking case
- For use with low voltage single stage, multi-stage, and heta pump systems
- Ideal for commercial applications, such as warehouses and fast food restaurants, or residential applications, such as condominiums or other managed properties
- Specifications:
  Input Voltage: 20-32 VAC
  Load Rating: 1 amp max per circuit
  Sensing: Preset plug-in setpoints (sold separately)
  Dimensions: 4.6"W x 4.6"H x 1.5"D

### Independence Accustats

| STD PKG | U/M | BERCOR NUMBER | DESCRIPTION | PC-1 EACH |
|---|---|---|---|---|
| 1 | EA | 76067 | ESA-1 COOLING ONLY SINGLE STAGE L/VOLT ACCUSTAT W/O MERCURY | |
| 1 | EA | 76068 | ESAH-11 HT & CL SINGLE STAGE L/VOLTAGE ACCUSTAT W/O MERCURY | |
| 1 | EA | 76069 | ESH-1 HEATING ONLY SINGLE ST LOW VOLT ACCUSTAT W/O MERCURY | |

### Pre-Set Plug-In Set Points

| | | | | |
|---|---|---|---|---|
| 1 | EA | 76070 | T-40 PRESET 40 MERCURY FREE DEG F SENSOR | |
| 1 | EA | 76071 | T-50 PRESET 50 MERCURY FREE DEG F SENSOR | |
| 1 | EA | 76072 | T-55 PRESET 55 MERCURY FREE DEG F SENSOR | |
| 1 | EA | 76073 | T-60 PRESET 60 MERCURY FREE DEG F SENSOR | |
| 1 | EA | 76074 | T-62 PRESET 62 MERCURY FREE DEG F SENSOR | |
| 1 | EA | 76075 | T-64 PRESET 64 MERCURY FREE DEG F SENSOR | |
| 1 | EA | 76076 | T-65 PRESET 65 MERCURY FREE DEG F SENSOR | |
| 1 | EA | 76077 | T-66 PRESET 66 MERCURY FREE DEG F SENSOR | |
| 1 | EA | 76078 | T-68 PRESET 68 MERCURY FREE DEG F SENSOR | |
| 1 | EA | 76079 | T-70 PRESET 70 MERCURY FREE DEG F SENSOR | |
| 1 | EA | 76080 | T-72 PRESET 72 MERCURY FREE DEG F SENSOR | |
| 1 | EA | 76081 | T-74 PRESET 74 MERCURY FREE DEG F SENSOR | |
| 1 | EA | 76082 | T-75 PRESET 75 MERCURY FREE DEG F SENSOR | |
| 1 | EA | 76083 | T-76 PRESET 76 MERCURY FREE DEG F SENSOR | |

# LIM-H1 Duct Mount Limiter

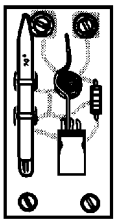

The limiter is used to limit maximum heating and minimum cooling temperatures to set points selected by management. Limiters prevent energy-wasting temperature settings and eliminate the effects of tampering with the primary control. Heating models with one sensor.

| STD PKG | U/M | BERCOR NUMBER | DESCRIPTION | PC-1 EACH |
|---|---|---|---|---|
| 1 | EA | 76063 | LIM-H1 HT ONLY DUCT MOUNT LIMITER | |

# LMS Multi-Stage Accustat Thermostats



Multi-stage thermostats provide setpoint control of multi-stage heating, cooling, or combined heating/cooling systems.

| Model No. | Type | No. of Sensors Required | No. of Stages | 2-Position Switch Auto/On | 2-Position Switch Off/On | 3-Position Switch Heat/Off/Cool |
|---|---|---|---|---|---|---|
| LMS-A2 | Cooling | 2 | 2 Cooling | x | x | |
| LMS-AH11 | Heating/Cooling | 2 | 1 Cooling/1 Heating | x | x | x |
| LMS-AH22 | Heating/Cooling | 4 | 2 Cooling/2 Heating | x | x | x |

| STD PKG | U/M | BERCOR NUMBER | DESCRIPTION | PC-1 EACH |
|---|---|---|---|---|
| 1 | EA | 76041 | LMS-A2 2CL MULTI STAGE L/VOLTAGE ACCUSTAT | |
| 1 | EA | 76043 | LMS-AH11 HT/CL SINGLE STAGE L/VOLTAGE ACCUSTAT | |
| 1 | EA | 76046 | LMS-AH22 2CL/2HT MULTI-STAGE L/VOLTAGE ACCUSTAT | |
| 1 | EA | 83153 | PAD-300 -50/300F DIGITAL POCKET THERM | |

# Honeywell TG511A and TG512A Versaguard™ Thermostat Guards

## Universal



Enclose and protect wall thermostats against tampering, damage, and unauthorized adjustment of thermostat settings. Thermostat guards are designed to cover a wide variety of thermostats. Clear acrylic covers allow display of temperature and settings.

Tamper-resistant lock; key cannot be removed without being in locked position. All models mount vertically or horizontally on wall or on exposed junction box. Vents in guard base allow airflow for optimum thermostat performance.

| Model No. | Size | Cover | Base | Wallplate | Inside Dimensions (In.) | | | Outside Dimensions (In.) | | |
|---|---|---|---|---|---|---|---|---|---|---|
| | | | | | Height | Width | Depth | Height | Width | Depth |
| TG511A 1000 | Medium | Clear | Clear | Opaque | 5-1/16 | 6-1/16 | 2-5/8 | 6-1/2 | 7-1/2 | 2-15/16 |
| TG512A 1009 | Large | Clear | Clear | Opaque | 5-7/8 | 8-3/8 | 3 | 7-1/4 | 9-3/4 | 3-3/8 |

| STD PKG | U/M | BERCOR NUMBER | DESCRIPTION | PC-1 L/CTN | PC-2 F/CTN |
|---|---|---|---|---|---|
| 10 | EA | 73290 | TG511A1000/U 5X6 ID CLEAR THERMOSTAT GUARD | | |
| 10 | EA | 73291 | TG512A1009/U 6X8 1/2 ID CLEAR THERMOSTAT GUARD | | |

# White-Rodgers Thermostat Guards

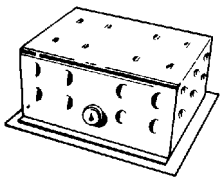

F29-0192

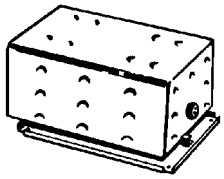

F29-0220

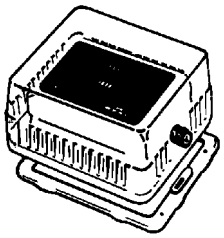

F29-0227

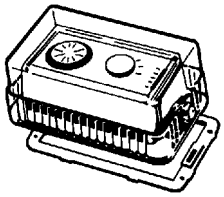

F29-0143

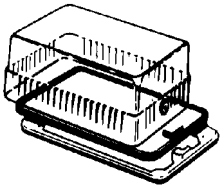

F29-0198

| STD PKG | U/M | BERCOR NUMBER | DESCRIPTION | PC-1 EACH |
|---|---|---|---|---|
| 1 | EA | 75771 | F29-0192 6-1/4IN H X 4/34IN W X 3IN D THERMOSTAT GUARD-METAL | |
| 1 | EA | 75766 | F29-0220 7-1/8IN H X 4-5/8IN W X 3-1/4IN THERMOSTAT GUARD-METAL | |
| 1 | EA | 75768 | F29-0227 5-1/4IN H X 4-5/8IN W X 3IN D THERMOSTAT GUARD-CLEAR | |
| 1 | EA | 75770 | F29-0143 6-3/8IN H X 3-1/2IN W X 3IN D THERMOSTAT GUARD-CLEAR | |
| 1 | EA | 75767 | F29-0198 8-1/4IN H X 5-3/8IN W X 3-1/2IN THERMOSTAT GUARD-CLEAR | |

# Honeywell AT20A and AT40A Universal Stripped-Down Transformers



Channel frame mounting feet and slots allow for the 3 mounting positions: direct, horizonal, or vertical. Nine inch color coded primary and secondary leads. Transformers should be mounted within proper encosure.
**Approximate Overall Dimensions:** 2-3/32" H x 2-5/8" W x 2-3/16" D.

| Model No. | Primary Voltage/ Frequency | Secondary Voltage (Open Circuit) | Output (100 Percent Power Factory) |
|---|---|---|---|
| AT20A 1123 | 120V, 50/60 Hz | 26.5 | 20 VA |
| AT40A 1121 | 120V, 50/60 Hz | 26.5 | 40 VA |

**T20A Marked:** NEMA Type B.
**AT40A Marked:** NEMA Type D.
Meets NEMA DC20-1992.
U.L. Component Recognized.

| STD PKG | U/M | BERCOR NUMBER | DESCRIPTION | PC-1 L/CTN | PC-2 F/CTN |
|---|---|---|---|---|---|
| 20 | EA | 70108 | AT20A1123/U TRANSFORMER 120V 20VA | | |
| 10 | EA | 70110 | AT40A1121/U TRANSFORMER 120V 40VA | | |

# Honeywell AT72D Standard Transformers



This 24 volt control circuit step-down transfomer is designed to operate any 24V control system including thermostats, gas valves and relays. Overload protection provided. Color-coded leadwire connections.

**Output** (100 percent power factors): 40 VA
**Meets:** NEC Class 2 Not Wet and Class 3 Wet
**Marked:** NEMA Type D
NEMA Standard DC20-1992
U.L. 1585

| Model No. | Primary | | Secondary | | Mounting |
|---|---|---|---|---|---|
| | Voltage 50/60 Hz | Connections | Voltage (Open Circuit) | Connections | |
| AT72D1048 | 120 | 9 Leadwires | 26.5 | 32" Lead Wires 1/2" Conduit Hub | 4" x 4" Plate Mounted |
| AT72D1683* | 120 | 9 Leadwires | 26.5 | 2 Screw Terminals | Can be foot-mounted; plate mounted on 4" x 4", 4" octagon, or 2" x 4" electrical boxes (transformer all above plate or 3/4" above plate); or clamp mounted via a junction box knockout. |
| AT72D1691* | 208/240 | 9 Leadwires | 26.5 | 2 Screw Terminals | |

*Super Tradeline model

| STD PKG | U/M | BERCOR NUMBER | DESCRIPTION | PC-1 L/CTN | PC-2 F/CTN |
|---|---|---|---|---|---|
| 10 | EA | 70117 | AT72D1048/U TRANSFORMER 120V 40VA | | |
| 20 | EA | 70130 | AT72D1683/U TRANSFORMER 120V 40VA | | |
| 20 | EA | 70131 | AT72D1691/U TRANSFORMER 240V 40VA | | |

# Honeywell AT87A and AT88A Transformers



**AT87A**



**AT88A**

Used primarily for powering 24 volt air conditioning circuits. Can also be used in other applications that do not exceed the listed ratings. AT87A meets NEMA Standard DC20-1992.
U.L. Component Recognized (except AT87A 1106 which is U.L. general listed).
**Overload protection provided.** Lead wires for primary connections are color-coded as follows.
**120V:** White
**208V:** Red
**240V:** Orange
**277V:** Brown
**480V:** Black/Red
**Common:** Black

| Model No. | Primary | | Secondary | | Output (100% Power Factor) | Mounting | Overload Protection |
|---|---|---|---|---|---|---|---|
| | Voltage 50/60 Hz. | Connections | Voltage (Open Circuit) | Connections | | | |
| AT87A 1106* | 120/208/240 | 13" Leads | 28.0 | 2 Screw Terminals | 50 VA | Foot-mounted or 4"x 4"plate | Built-in Protection |
| AT87A 1155 | 480 | 12" Leads | 26.5 | 12" Leads | 48 VA | Foot-mounted | Energy Limiting |
| AT87A 1189 | 277 | 12" Leads | 26.5 | 12" Leads | 48 VA | Foot-mounted | Energy Limiting |
| AT88A 1005 | 120 | 12" Leads | 26.5 | 12" Leads | 75 VA | Foot-mounted | Internally Fused Secondary |
| AT88A 1047 | 480 | 12" Leads | 26.5 | 12" Leads | 75VA | Foot-mounted | — |

* Super Tradeline model.

| STD PKG | U/M | BERCOR NUMBER | DESCRIPTION | PC-1 L/CTN | PC-2 F/CTN |
|---|---|---|---|---|---|
| 10 | EA | 70160 | AT87A1155/U TRANSFORMER 480V 48VA | | |
| 10 | EA | 70161 | AT88A1047/U TRANSFORMER 480V 75VA | | |
| 10 | EA | 70162 | AT87A1189/U TRANSFORMER 277V 48VA | | |
| 10 | EA | 70163 | AT87A1106/U TRANS 120/208/240V 50VA | | |
| 10 | EA | 70164 | AT88A1005/U TRANSFORMER 120V 75VA | | |

# Honeywell AT140 and AT175 General Purpose Transformers



Provide power to 24 Vac circuits in heating/cooling control systems. Intended for use in systems with predictable, uniform loads. Can be used in any application that does not exceed the listed ratings.
A Models U.L. Listed
B Model U.L. Component Recognized.

| Model No. | Primary | | Secondary | | Output (100% Power Factor) | Mounting |
|---|---|---|---|---|---|---|
| | Voltage 50/60 Hz. | Connections | Voltage (Open Circuit) | Connections | | |
| AT140A 1018 | 120/208/240 | 9" Leadwires | 27.0 | Screw Terminals | 40VA | Foot mounted, plate mounted on 2" x 4" or 4" x 4" outlet box, clamp-mounted using outlet box knocked or panel mounted. |
| AT140A 1000 | 120 | 9" Leadwires | | | | |
| AT140B 1206 | 120 | 9" Leadwires | | 9" Leadwires | | |
| AT175A 1008 | 120/208/240 | 9" Leadwires | 27.5 | Screw Terminals | 75 VA | |

| STD PKG | U/M | BERCOR NUMBER | DESCRIPTION | PC-1 L/CTN | PC-2 F/CTN |
|---|---|---|---|---|---|
| 20 | EA | 70152 | AT175A1008/U TRANS 120/208/240V 75VA | | |
| 20 | EA | 70155 | AT140A1000/U TRANSFORMER 120V 40VA | | |
| 20 | EA | 70156 | AT140A1018/U TRANS 120/208/240V 40VA | | |
| 20 | EA | 70157 | AT140B1206/U TRANSFORMER 120V 40VA | | |

# Transformers



### 50321 Manual Reset Style
- Low heat rise.
- Color coded leads.
- Foot-mount.
- NEMA Class II.
- U.L. 1585 recognized.



### 50304 End Bell Type
- Low heat rise.
- Primary color coded leads, secondary color coded leads, or screw terminals.
- Multimount style.
- NEMA Class II.
- U.L. 1585 recognized.



### 50354 Compact Open Construction
- Low heat rise.
- Primary color coded leads.
- Secondary color coded leads, or 1/4" male quick connects.
- Foot-mount.
- NEMA Class II.
- UL 1585 recognized.

| Mars No. | VA Rating | Primary | | | Secondary | |
|---|---|---|---|---|---|---|
| | | Voltage | Hz. | Connections | Voltage | Connections |
| 50321 | 75 | 120/208/240/480 | 50/60 | Color Coded Leads | 24 | Color Coded Leads |
| 50304 | 40 | 120/208/240 | 50/60 | Color Coded Leads | 24 | Color Coded Leads |
| 50354 | 40 | 120/208/240 | 60 | Color Coded Leads | 24 | Color Coded Leads |

| STD PKG | U/M | BERCOR NUMBER | DESCRIPTION | PC-1 EACH |
|---|---|---|---|---|
| 1 | EA | 77174 | 50321 120/208/240/480-24V 75VA TRANS | |
| 1 | EA | 77175 | 50304 120/208/240-24V 40VA TRANS | |
| 1 | EA | 77176 | 50354 40VA 120/208/240 24V FOOT MOUNT TRANSFORMER | |

# Replacement Coil for Electric Heat



Wattage at 240V: 5000; Wattage at 208V: 3750
Stretched Length: Min. 44.62", Max. 127.48"

| STD PKG | U/M | BERCOR NUMBER | DESCRIPTION | PC-1 EACH |
|---|---|---|---|---|
| 1 | EA | 94913 | 34601 5KW RESTRING KIT | |

# Series 332 Electric Heat Sequencer



- Solid State dependability.
- Replaces Honeywell and White-Rodgers.
- Ambient rated from 20° F to 160° F.
- Used on both separate blower and element and combination blower and element systems.
- Total 24 Volt control.

**Contact Ratings**

| VAC | Amps | FLA | LRA | Duty VA |
|---|---|---|---|---|
| 120 | 30 | 23 | 84 | 672 |
| 240 | 30 | 23 | 60 | 960 |
| 277 | 23 | 23 | 42 | 775 |
| 480 | 12.5 | 5 | 10 | 400 |

| Model No. | No. of Switches | Switch Sequence | | Switch Timing: Min. - Max. in Seconds | | | | | | | |
|---|---|---|---|---|---|---|---|---|---|---|---|
| | | First On Last Off | Last On First Off | Switch No.1 (Terminals) (M1/M2) | | Switch No.2 (Terminals) (M3/M4) | | Switch No.3 (Terminals) (M5/M6) | | Switch No.4 (Terminals) (M7/M8) | |
| | | | | On | Off | On | Off | On | Off | On | Off |
| 33233 | 4 | No. 1, No. 2 | No. 3, No. 4 | 1-24 | 45-75 | 1-24 | 45-75 | 30-70 | 1-40 | 30-70 | 1-40 |
| R24DB | 4 | No. 2, No. 2 | No. 3, No. 4 | 1-110 | 110 | 1-110 | 110 | 110 | 1-110 | 110 | 1-110 |

* Auxiliary switch has same electrical rating as main switches.

| STD PKG | U/M | BERCOR NUMBER | DESCRIPTION | PC-1 EACH |
|---|---|---|---|---|
| 1 | EA | 94467 | 33233 ELECTRIC HEAT SEQUENCER B1256554 | |
| 20 | EA | 72136 | R24DB4005/U ELECTRIC HEAT SEQUENCER | |

## White-Rodgers Electric Heat Sequencers




24A34-3

Direct replacement for most fan/heat sequencing functions. Terminal markings are equivalent to competitive types.

- 24V input control
- Multi-poise mounting
- Any contacts (except M1 and M2) can be used as auxiliary contacts.
- Double quick-connect terminals for combination loads.
- Ambient temperature rating: -50° to +165° F
- UL component recognized



24A34-5

| VAC | Resistive (Non-Inductive) | | Motor Ratings (Inductive) | | Pilot |
|---|---|---|---|---|---|
| | Watts | Amps | Full Load Amps | Locked Rotor Amps | Duty |
| 120 | 3000 | 25.0 | 14.0 | 72.0 | 125VA |
| 240 | 6000 | 25.0 | 7.0 | 42.0 | 125 VA |
| 480 | 6000 | 12.5 | – | – | 480 VA |

| STD PKG | U/M | BERCOR NUMBER | DESCRIPTION | PC-1 EACH |
|---|---|---|---|---|
| 1 | EA | 75846 | 24A34-3 2 SWITCH ELECTRIC HEAT SEQUENCER | |
| 1 | EA | 75847 | 24A34-4 2 SWITCH ELECTRIC HEAT SEQUENCER | |
| 1 | EA | 75848 | 24A34-5 3 SWITCH ELECTRIC HEAT SEQUENCER | |
| 1 | EA | 75849 | 24A34-6 4 SWITCH ELECTRIC HEAT SEQUENCER | |

## CAM-STAT® TC-4000 Series Temperature Controls



These temperature sensitive thermal cutouts offer a complete range of replacements for electric resistance heaters. The TC-4000 series is for use "in-line" mounting.
**Nominal Electric Rating**: 15 amp with air flow.

| STD PKG | U/M | BERCOR NUMBER | DESCRIPTION | PC-1 EACH |
|---|---|---|---|---|
| 5 | EA | 75616 | STC4300/TC-4300 300F/149C THERMAL CUT OUT | |
| 5 | EA | 75617 | STC4333/TC-4333 333F/167C THERMAL CUT OUT | |

# Honeywell DP Series Deluxe Power Pro Contactors



Deluxe PowerPro™ meets ARI-780 Standard at stated ratings (500,000 cycle mechanical life, 200,000 cycle electrical life and 10,000 cycle recycle life); the most demanding ARI requirement. Class H high temperature insulated coils are standard on 3 pole 25A through 75A contactors. Silver cadmium oxide contacts provide long life under demanding duty cycles.

Recessed push-to-test button prevents accidental operation. Three terminal styles–box lug, binding head screws, or sems clamp, depending on model. Snap-on auxilliary interlocks provide a variety of switching options. Low profile design on most models allows for more wiring room.

| Model No. | Coil Voltage | Number of Poles | Nominal Contact Rating | | Terminals | | Replaces |
|---|---|---|---|---|---|---|---|
| | | | Full Load | Resistive | Coil | Main | |
| DP1025A5006 | 24V | 1 w/shunt | 25A | 30A | 1/4" Quick Connects | #10-32 Combination Head-Screws and Sems Screws | R8242A 1289 |
| DP2030A5005 | 24V | 2 | 30A | 40A | | | R8243B 1005 |
| DP2030A5013 | 24V | 2 | 30A | 40A | | | R8243B 1013 |
| DP2030B5012 | 120V | 2 | 30A | 40A | | | R4243B 1038 |
| DP2030C5011 | 208/240 | 2 | 30A | 40A | | | R4243B 1046 |
| DP2040A5004 | 24V | 2 | 40A | 55A | | | R8243B 1022 |
| DP2040C5002 | 208/240 | 2 | 40A | 50A | | | — |
| DP3030A5004 | 24V | 2 | 30A | 40A | | | R8212R 1007 |
| DP3030C5002 | 208/240 | 3 | 30A | 40A | | | R4212G 1331 |
| DP3040A5003 | 24V | 3 | 40A | 50A | | | R8214G 1140<br>R8214G 1157<br>(USS Coil Model) |
| DP3040B5002 | 120V | 3 | 40A | 50A | 1/4" Quick Connects and #6 Screws | Lug Connectors | R4214G 1347 |
| DP3040C5001 | 208/240V | 3 | 40A | 50A | | | R4214G 1354 |
| DP3050A5002 | 24V | 3 | 50A | 63A | | | R8220B 1051<br>R8220B 1069<br>(USS Coil Model) |
| DP3050C5010 | 208/240 | 3 | 50A | 63A | | | R4220B 1100 |
| DP3060A5001 | 24V | 3 | 60A | 75A | | | R8243B 1022 |
| DP3060B5010 | 120V | 3 | 60A | 75A | | | — |
| DP3060C5009 | 208/240 | 3 | 60A | 75A | | | R4234B 1062 |
| DP3075A5017 | 24V | 3 | 75A | 95A | | | — |
| DP3075B5016 | 120V | 3 | 75A | 95A | | | — |
| DP3075C5015 | 208/240 | 3 | 75A | 95A | | | — |
| DP4040A5002 | 24V | 4 | 40A | 50A | | | R4234B 1062 |

| STD PKG | U/M | BERCOR NUMBER | DESCRIPTION | PC-1 L/CTN | PC-2 F/CTN |
|---|---|---|---|---|---|
| 12 | EA | 70340 | DP1025A5006/U CONTACTOR 1P 25A 24V | | |
| 12 | EA | 70337 | DP2030A5005/U CONTACTOR 2P 30A 24V | | |
| 12 | EA | 70338 | DP2030A5013/U CONTACTOR 2P 30A 24V | | |
| 12 | EA | 70333 | DP2030B5012/U CONTACTOR 2P 30A 120V | | |
| 12 | EA | 70334 | DP2030C5011/U CONTACTOR 2P 30A 240V | | |
| 12 | EA | 70324 | DP2040A5004/U CONTACTOR 2P 40A 24V | | |
| 12 | EA | 70353 | DP2040C5002/U CONTACTOR 2P 40A 208/240V | | |
| 12 | EA | 70327 | DP3030A5004/U CONTACTOR 3P 30A 24V | | |
| 6 | EA | 70341 | DP3030C5002/U CONTACTOR 3P 30A 240V | | |
| 12 | EA | 70328 | DP3040A5003/U CONTACTOR 3P 40A 24V | | |
| 12 | EA | 70325 | DP3040B5002/U CONTACTOR 3P 40A 120V | | |
| 12 | EA | 70326 | DP3040C5001/U CONTACTOR 3P 40A 240V | | |
| 12 | EA | 70331 | DP3050A5002/U CONTACTOR 3P 50A 24V | | |
| 6 | EA | 70342 | DP3050C5010/U CONTACTOR 3P 50A 240V | | |
| 6 | EA | 70332 | DP3060A5001/U CONTACTOR 3P 60A 24V | | |
| 12 | EA | 70348 | DP3060B5010/U CONTACTOR 3 POLE 60 AMP 120 VOLT | | |
| 6 | EA | 70343 | DP3060C5009/U CONTACTOR 3P 60A 240V | | |
| 12 | EA | 70349 | DP3075A5017/U CONTACTOR 3 POLE 75 AMP 24 VOLT | | |
| 12 | EA | 70350 | DP3075B5016/U CONTACTOR 3 POLE 75 AMP 120 VOLT | | |
| 12 | EA | 70351 | DP3075C5015/U CONTACTOR 3 POLE 75 AMP 208 240 VOLT | | |
| 6 | EA | 70345 | DP4040A5002/U CONTACTOR 4P 40A 24V | | |

# Honeywell DP Series Economy Model Contactors



Economy model features shrouded coils 3 pole (25A to 60A) to protect the coil from harsh environmental factors. Moisture proof epoxy is used to encapsulate the 3 pole 75A through 120A coils.

| Model No. | Coil Voltage | Number of Poles | Nominal Contact Rating | | Terminals | |
|---|---|---|---|---|---|---|
| | | | Full Load | Resistive | Coil | Main |
| DP1030A 1000 | 24V | 1 | 30A | 40A | Double 1/4" Quick Connects | #10 Combination Head Screws |
| DP2030A 1003 | 24V | 2 | 30A | 40A | | |
| DP2030B 1002 | 120V | 2 | 30A | 40A | | |
| DP2030C 1001 | 208/240V | 2 | 30A | 40A | | |
| DP2040A 1002 | 24V | 2 | 40A | 55A | | |

| STD PKG | U/M | BERCOR NUMBER | DESCRIPTION | PC-1 L/CTN | PC-2 F/CTN |
|---|---|---|---|---|---|
| 12 | EA | 70320 | DP1030A1001/U CONTACTOR 1P 30A 24V | | |
| 12 | EA | 70335 | DP2030B1003/U CONTACTOR 2P 30A 120V | | |
| 12 | EA | 70336 | DP2030C1002/U CONTACTOR 2P 30A 240V | | |
| 12 | EA | 70339 | DP2030A1004/U CONTACTOR 2P 30A 24V | | |
| 12 | EA | 70323 | DP2040A1003/U CONTACTOR 2P 40A 24V | | |

# Honeywell Auxiliary Switch



- For use with DP 3 Pole contractors
- Normally Open/Normally Closed snap-on
- Side-mounted

| STD PKG | U/M | BERCOR NUMBER | DESCRIPTION | PC-1 EACH |
|---|---|---|---|---|
| 12 | EA | 70362 | DP3AUX-1NO-1NC/U AUXILIARY SWITCH FOR DP 3 POLE CONTACTORS | |

# Auxiliary Switch



- Normally Open/Normally Closed snap-on
- Side-mounted

| STD PKG | U/M | BERCOR NUMBER | DESCRIPTION | PC-1 EACH |
|---|---|---|---|---|
| 1 | EA | 94820 | 61612 25-60A AUXILIARY SWITCH | |

# Definite Purpose Contactors



- For use on air conditioning, electric resistance heating, and refrigeration systems.
- Straight-through wiring.
- Universal mounting base.
- U.L. & CSA recognized.

| Coil Voltage | FLA | LRA | Resistive Amps | STD PKG | U/M | BERCOR NUMBER | DESCRIPTION | PC-1 EACH |
|---|---|---|---|---|---|---|---|---|
| 24 | 30 | 150 | 40 | 1 | EA | 94798 | 91311 30AMP CONTACTOR 1-1/2 POLE | |
| 24 | 30 | 180 | 40 | 1 | EA | 94802 | 91331 30AMP CONTACTOR 3-POLE | |
| 24 | 40 | 240 | 50 | 1 | EA | 94803 | 91431 40AMP CONTACTOR 3-POLE | |
| 24 | 30 | 150 | 40 | 1 | EA | 94804 | 91321 30AMP CONTACTOR 2-POLE | |
| 24 | 30 | 180 | 40 | 1 | EA | 94805 | 61720 SMALL BODY BOX LUG 1.5P 30A 24V CONTACTOR | |
| 24 | 40 | 240 | 50 | 1 | EA | 94806 | 61730 SMALL BODY BOX LUG 1.5P 40A 24V CONTACTOR | |
| 24 | 30 | 180 | 40 | 1 | EA | 94807 | 61745 SMALL BODY BOX LUG 2P 30A 24V CONTACTOR | |
| 24 | 40 | 240 | 50 | 1 | EA | 94808 | 61755 SMALL BODY BOX LUG 2P 40A 24V CONTACTOR | |
| 120 | 40 | 240 | 50 | 1 | EA | 94809 | 61756 SMALL BODY BOX LUG 2P 40A 120V CONTACTOR | |
| 208-240 | 40 | 240 | 50 | 1 | EA | 94810 | 61757 SMALL BODY BOX LUG 2P 40A 240V CONTACTOR | |
| 24 | 40 | 240 | 50 | 1 | EA | 94811 | 61445 LARGE BODY BOX LUG 3P 40A 24V CONTACTOR | |
| 120 | 40 | 240 | 50 | 1 | EA | 94812 | 61446 LARGE BODY BOX LUG 3P 40A 120V CONTACTOR | |
| 208-240 | 40 | 240 | 50 | 1 | EA | 94813 | 61447 LARGE BODY BOX LUG 3P 40A 208-240V CONTACTOR | |
| 24 | 50 | 300 | 63 | 1 | EA | 94814 | 61460 LARGE BODY BOX LUG 3P 50A 24V CONTACTOR | |
| 120 | 50 | 300 | 63 | 1 | EA | 94815 | 61461 LARGE BODY BOX LUG 3P 50A 120V CONTACTOR | |
| 208-240 | 50 | 300 | 63 | 1 | EA | 94816 | 61462 LARGE BODY BOX LUG 3P 50A 208-240V CONTACTOR | |
| 24 | 60 | 360 | 75 | 1 | EA | 94817 | 61470 LARGE BODY BOX LUG 3P 60A 24V CONTACTOR | |
| 120 | 60 | 360 | 75 | 1 | EA | 94818 | 61471 LARGE BODY BOX LUG 3P 60A 120V CONTACTOR | |
| 208-240 | 60 | 360 | 75 | 1 | EA | 94819 | 61472 LARGE BODY BOX LUG 3P 60A 208-240V CONTACTOR | |

## White-Rodgers SureSwitch™ Universal Electronic Contactor

### Upgrade for Mechanical Compressor Contactors



- 5x contactor life
- Sealed to keep out ants and debris
- Microprocessor control nearly eliminates contact welding and pitting
- Ideal install with new PM contract
- Compressor protected from brownouts and short cycling
- Save on pest control treatments

**General Ratings:**
**Amps:** 40 (FLA), 200 (LRA)
**Coil:** 24 VAC
**Pole:** 1 or 1.5

| STD PKG | U/M | BERCOR NUMBER | DESCRIPTION | PC-1 EACH |
|---|---|---|---|---|
| 1 | EA | 99352 | 49P11-843 UNIVERSAL SURESWITCH CONTACTOR | |

## White-Rodgers RBM Fan Control Center



Transformer and relay combination for easy installation on a 4" x 4" junction box.
- Line voltage connections pre-wired
- Energy limiting class II transformer design
- Color coded pre-stripped leads
- Low voltage connections on terminal board

| Model No. | Transformer | | | | | | Relay | Contact Ratings | | | |
|---|---|---|---|---|---|---|---|---|---|---|---|
| | Primary | | | Secondary | | | | 120 VAC (amps) | | 240 VAC (amps) | |
| | Voltage | Hz | Connections | Voltage | VA | Connections | | Full Load | Locked Rotor | Full Load | Locked Rotor |
| 90-112 | 120 | 60 | Color coded leads, pre-stripped | 24V | 40 | Terminal board with 5 screw terminals | DPDT | 13.8 | 82.8 | 6.9 | 41.4 |
| 90-118E | 120 | 60 | | 24V | 40 | | SPNO/SP NC | 13.8 | 82.8 | 6.9 | 41.4 |

| STD PKG | U/M | BERCOR NUMBER | DESCRIPTION | PC-1 1-4 | PC-2 5-11 | PC-3 12 |
|---|---|---|---|---|---|---|
| 1 | EA | 94723 | 90-112 120VAC PRIMARY 24VAC SECONDARY DPDT RELAY FAN CONTROL CENTER | | | |
| 1 | EA | 94722 | 90-118E FAN CTL CTR | | | |

## Mars® Relay Transformer Fan Control Center



Mars model 24010 features maximum versatility. It is available with a DPDT relay plus a multi-voltage transformer. Color coded leads make it easy to select either 120, 208, or 240 volt primary.

| STD PKG | U/M | BERCOR NUMBER | DESCRIPTION | PC-1 EACH |
|---|---|---|---|---|
| 1 | EA | 94720 | 24010 FAN CONTROL CENTER | |

# Honeywell R8225A Fan Relay



Provides control of line voltage fan motors and auxiliary circuits in heating, cooling, or heating-cooling systems. Integral 1/2" conduit spud allows relay to be mounted on standard junction box. Color-coded leadings for easier wiring.
**Switching:** SPDT, one N.O., one N.C.
**Contacts:** Silver cadmium oxide.
**Maximum Operating Ambient Temperature:** 115° F.
**Approximate Dimensions:** 2-11/16" H x 2-1/2" W x 3-7/16" D.

**Contact Ratings (A):**

| | 120 Vac | | | 240 Vac | | |
|---|---|---|---|---|---|---|
| | N.O. | N.C. | Aux. | N.O. | N.C. | Aux. |
| Full Load | 14 | 14 | 3 | 8 | 7 | 2 |
| Locked Rotor | 84 | 84 | 18 | 48 | 42 | 12 |
| Resistive | 16 | 14 | 3 | 8 | 7 | 2 |
| Horsepower | 3/4 | 3/4 | 1/10 | 1 | 3/4 | 1/8 |

**Electrical Ratings:**
Coil Voltage: 24V, 60 Hz.
Maximum Inrush: 11 VA.
Maximum Sealed: 6 VA.
Pull-in Voltage: 18 V at 75% rated volt.
U.L. Listed

| STD PKG | U/M | BERCOR NUMBER | DESCRIPTION | PC-1 L/CTN | PC-2 F/CTN |
|---|---|---|---|---|---|
| 20 | EA | 72520 | R8225A1017/U FAN RELAY SPDT | | |

# Honeywell R8239A Control Center



Includes NEMA standard transformer for excellent voltage control. Provides low voltage control of line voltage fan motors and auxiliary circuits in heating, cooling, or heating-cooling circuits. Mounts to standard 4" x 4" junction box.
U.L. Listed
NEMA standard DC20-1992

**Contact Ratings (A):**
For Both N.O. and N.C. Ratings

| | 120 Vac | 240 Vac |
|---|---|---|
| Full Load | 12 | 6.9 |
| Locked Rotor | 72 | 41.4 |
| Horsepower | 3/4 | 3/4 |

| STD PKG | U/M | BERCOR NUMBER | DESCRIPTION | PC-1 L/CTN | PC-2 F/CTN |
|---|---|---|---|---|---|
| 12 | EA | 72525 | R8239A1052/U FAN CENTER SPDT 40VA | | |

# Honeywell R8285A and E Control Centers



Mounts on standard 4" x 4" junction box. Relay is easily replaced without disturbing wiring. Eleven inch color-coded leadwires.

- Provides low voltage control of line voltage fan motors and auxiliary circuits in heating, cooling, or air conditioning systems.
- The 40 VA transformer powers low voltage control systems and provides overload protection.
- Low voltage terminal board provides convenient connections for thermostat and heating and cooling equipment control circuit wiring.
- Mounts on standard 4" x 4" junction box.
- Relay is easily replaced without disturbing wiring.
- Eleven inch color-coded leadwires.

| Model No | Switching | Includes Replacement Relay | VA | Transformer Primary | Secondary | Application |
|---|---|---|---|---|---|---|
| R8285A1048* | SPDT | R8222B | 40 | 120V | 26.5V | For single or 2-speed fan |

*Tradeline Model

| Full Load @ 24 Vac | Full Load @ 120 Vac | Locked Rotor @ 24 Vac | Locked Rotor @ 120 Vac |
|---|---|---|---|
| 6.9 | 13.8 | 41.4 | 82.8 |

| STD PKG | U/M | BERCOR NUMBER | DESCRIPTION | PC-1 L/CTN | PC-2 F/CTN |
|---|---|---|---|---|---|
| 12 | EA | 72273 | R8285A1048/U CONTROL CENTER SPDT 40VA | | |

# Honeywell R8330D Electric Furnace Sequencer



One control switches a fan and up to 3 elements On and Off in sequence. Isolated fan switch has positive interlock to assure fan is on when the element is on, and fan is off when the last element is off. Cycles On within 2 minutes and Off within 4 minutes. Ten second minimum delay between stages (make sequence and break sequence).

**Includes**: Mounting hardware, terminal adapter, replacement quick-connects, and jumper leadwires.

**Dimensions:** 3-1/16" H x 4-13/16" W x 2-11/32" D.
**Ambient Temperature Range:** -20° to 150° F.
**Control Voltage:** 24Vac, 0.04 amp.
**Stages:** 3.
**Switches:** 4.
**Thermostat Anticipator Setting:** 0.4A (constant).
U.L. Listed.
Timing meets EEI-NEMA and ARI 280 standards.

| STD PKG | U/M | BERCOR NUMBER | DESCRIPTION | PC-1 L/CTN | PC-2 F/CTN |
|---|---|---|---|---|---|
| 12 | EA | 72522 | R8330D1039/U SEQUENCER | | |

# Honeywell ST82D Fan Manager



For use in compressor-run air conditioning and heat pump systems. Delays the indoor blower shut-off after the compressor has shut off. ST82D includes an R8222 Relay with electronic time delay board. Molded terminal numbers and circuit diagram on top of relay and letter-coded terminals on time delay board provide easy identification for wiring and system checkout. Laminated magnet construction for high efficiency.

**Delay Timing:** 80 seconds.
**Ambient Temperature Range:** -20° to +150° F.
**Maximum Humidity Rating:** 95% RH.
**Approximate Dimensions:**
2-7/32" H x 2-1/16" W x 2-9/16" D.
**Relay Terminals:** 1/4" quick connects.
**Coil Ratings:**
Inrush: 20VA maximum.
Sealed: 11VA maximum.
U.L. Listed.

| | 120 Vac | 208/240 277 Vac | 480 Vac |
|---|---|---|---|
| **Full Load** | 12 | 6 | 3 |
| **Locked Rotor** | 60 | 35 | 18 |
| **Resistive** | 15 | 15 | 10 |
| **Horsepower** | 3/4 | 3/4 | 3/4 |

| STD PKG | U/M | BERCOR NUMBER | DESCRIPTION | PC-1 EACH |
|---|---|---|---|---|
| 20 | EA | 72767 | ST82D 1004 SPDT TIME DELAY RELAY | |

# Honeywell ST9120U Universal Electronic Fan Timer






This universal timer integrates control of all combustion blower and circulating fan operations in a gas warm air appliance but also replaces all other existing Honeywell fan timer boards. This timer has a replaceable fuse and DIP switch with selectable heat and cool delay. It also features diagnostic LED and continuous EAC and HUM terminal connections.

The ST9120U1011 monitors the thermostat for heat, cool and fan demands, runs the induced draft blower motor and runs the circulating fan (up to two speeds) as needed. It also monitors limit switch strings and energizes ignition control.
On/Off Delay Settings (field adjustable):

- Heating delay on: 30 or 60 seconds
- Heating delay off: 60, 120, 150, or 180 seconds
- Cooling delay on: 4 or 30 seconds
- Cooling delay off: 30 or 60 seconds

| STD PKG | U/M | BERCOR NUMBER | DESCRIPTION | PC-1 EACH |
|---|---|---|---|---|
| 1 | EA | 72775 | ST9120U1011/U UNIVERSAL ELECTRONIC FAN TIMER | |

# Honeywell R847A Heavy Duty Relays



Provides switching for high-current loads such as cooling compressors. Has internal transformer that provides 24V power for control circuit. Internal, flexible leads permit SPST or DPST switching.

**Approximate Dimensions:**
5-1/4" H x 4-1/4" W x 2-3/4" D.
**Voltage (50/60 Hz):** 120.
U.L. Listed

| STD PKG | U/M | BERCOR NUMBER | DESCRIPTION | PC-1 EACH |
|---|---|---|---|---|
| 1 | EA | 72253 | R847A 1085 RELAY | |

# Honeywell R4222 and R8222 General Purpose Switching Relays



Relays for use in refrigeration and air conditioning equipment, appliances, vending machines, and similar applications. Molded terminal numbers and circuit diagram on top of relay provide easy identification for wiring and checking system operation. Double quick-connect coil terminals. Untapped coil assures cooler operation. Laminated magnet contruction for higher efficiency.

**Contact Ratings**

Power Poles (Amps per Pole)

| | 120 Vac | 208/ 240/ 277 Vac | 480 Vac |
|---|---|---|---|
| Full Load | 12 | 6 | 3 |
| Locked Rotor | 60 | 35 | 18 |
| Resistive | 15 | 15 | 10 |
| Horsepower | 3/4 | 3/4 | 3/4 |

**Ambient Temperature Range:** -20° to +155° F.
**Approximate Dimensions:** 1-7/8" H x 2-5/32" W x 2-3/8" D.
**Pilot Duty Poles:**
Min. 3 VA at 24, 120, and 480 Vac.
Max. 25 VA at 24 Vac, 125 VA at 120, 240, and 480 Vac.
Resistive: 3A at 277 Vac (.75 power factor).
**Millivoltage:** Normally open pilot duty contacts are rated for millivoltage (Powerpile) application, 0.25A at 0.25 to 12 Vdc.
**Max. Pickup Voltage:** 18V (24V Coils); 96V (120VCoils)
**Max. Sealed VA at Rated Voltage:** 10
**Max. Inrush VA at Rated Voltage:** 20

| STD PKG | U/M | BERCOR NUMBER | DESCRIPTION | PC-1 L/CTN | PC-2 F/CTN |
|---|---|---|---|---|---|
| 20 | EA | 72515 | R8222B1067/U RELAY SPDT 24V | | |
| 20 | EA | 72405 | R4222D1013/U RELAY DPDT 120V | | |
| 20 | EA | 72517 | R8222D1014/U RELAY DPDT 24V | | |
| 20 | EA | 72406 | R4222N1002/U RELAY DPDT 120V PILOT | | |
| 20 | EA | 72518 | R8222N1011/U RELAY DPDT 24V PILOT | | |

# General Purpose Relays



43007

For motor starting circuits up to 1 HP. Relays feature 5/16" diameter silver contacts for long life, reinforced screw terminals, tough phenolic base, and plastic enclosed coil.

- Metal Dustcover Dimensions: 4-7/8" L x 3-7/8" W x 3" H.
- Mars 43004 replaces Potter & Blumfield PR5AY0-24V and Deltrol 20239-82D
- Mars 43007 replaces Potter & Blumfield PR7AY0-24V and Deltrol 20240-82D
- Mars 43014 replaces Potter & Blumfield FP11AY0-120V and Deltrol 20241-83D

### Relays

| Nominal Power | Coil Voltage | Amps | Coil Resistance in Ohms | STD PKG | U/M | BERCOR NUMBER | DESCRIPTION | PC-1 EACH |
|---|---|---|---|---|---|---|---|---|
| 9.8 VA | 120 | 25 | 290 | 1 | EA | 75341 | 43014 DPDT 120V RELAY | |
| 9.8 VA | 24 | 25 | 12 | 1 | EA | 75347 | 43004 SPDT 24V RELAY | |
| 9.8 VA | 24 | 25 | 12 | 1 | EA | 75350 | 43007 DPST-NO 24V RELAY | |

### Metal Dustcover for Relays

| STD PKG | U/M | BERCOR NUMBER | DESCRIPTION | PC-1 EACH |
|---|---|---|---|---|
| 1 | EA | 75343 | 43016 RELAY COVER | |

## White-Rodgers General Purpose Relays

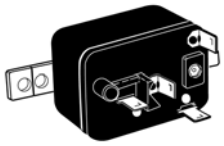

Relays are totally enclosed. Relay comes single pole normally open (SPNO) or single pole double throw (SPDT). Used for switching single or two speed fan motors, solenoids, relays, resistive loads, and general purpose switching. With quick-connects.

| Model No. | Normally Open Coil Voltage | Contact Rating 125/250 VAC | |
|---|---|---|---|
| | | Inductive | Resistive |
| **SPNO** | | | |
| 90290Q | 24 | 8 Amps Continuous 25 Amps Inrush | 16 Amps Continuous |
| 90291Q | 115/120 | | |
| 90292Q | 230/240 | | |
| **SPDT** | | | |
| 90293 | 24 | 8 Amps Continuous 18 Amps Inrush | 8 Amps Continuous |
| 90294 | 115/120 | | |
| 90295 | 230/240 | | |

| STD PKG | U/M | BERCOR NUMBER | DESCRIPTION | PC-1 EACH |
|---|---|---|---|---|
| 1 | EA | 94766 | 90-290Q RELAY | |
| 1 | EA | 94767 | 90-291Q RELAY | |
| 1 | EA | 94768 | 90-292Q RELAY | |
| 1 | EA | 94769 | 90-293Q RELAY | |
| 1 | EA | 94770 | 90-294Q RELAY | |
| 1 | EA | 94771 | 90-295Q RELAY | |

## White-Rodgers Motor Switching Relays

### RBM Type 91

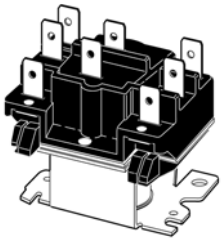

A two pole double throw semi-enclosed relay. Easy to install and wire. Relay available for power or pilot duty. Suited for vending machines, appliances, fan controls, heating and air conditioning applications, and general purpose switching. Approximate size: 2-1/8" x 1-7/8" x 2-1/4".

| A.C. Voltage | Contact Rating (Per Pole) | | | |
|---|---|---|---|---|
| | Power | | Pilot | |
| | Inductive | Resistive | Inductive | Resistive |
| 125 | 13.8A 1/2 HP 12 A. Full Load 82.8 A. Inrush | 15 A. | 1/10 HP 125 V.A. | 3 A. |
| 250 | 1/2 HP 6 A. Full Load 35 A. Inrush 15 A. | 15 A. | 1/10 HP 125 V.A. | 3 A. |
| 277 | @ 75% (Power Factor) | 15 A. | — | 3 A. |

| Coil Voltage (60 Cycle) | Terminals 1-2-3 | Terminals 4-5-6 | STD PKG | U/M | BERCOR NUMBER | DESCRIPTION | PC-1 EACH |
|---|---|---|---|---|---|---|---|
| 24 | Power | Power | 1 | EA | 94763 | 90-340 MOTOR SWITCHING RELAY | |
| 208/240 | Pilot | Pilot | 1 | EA | 94765 | 90-342 MOTOR SWITCHING RELAY | |

## White-Rodgers Switching Relay

### RBM Type 129000



- Contacts: 1 SPNO, 1 SPNC
- Coil Voltage (60 Hz): 24
- Coils, Duty Cycle: Continuous
- Coil Data:
  45.7 DC Res
  167 MA
  4 Nom VA
  8 Inrush VA

| STD PKG | U/M | BERCOR NUMBER | DESCRIPTION | PC-1 EACH |
|---|---|---|---|---|
| 1 | EA | 94706 | 90-105 SHUNT RELAY | |

# Honeywell H46D and E Humidity Controllers



Provides automatic control of a humidifier or dehumidifier. For dehumidification and mildew control in air conditioning systems. Positive On-Off settings for manual operation. Wall-mounted. SPST, snap-acting switch.

**Fixed Differential:** 4 to 6% RH.
**Pilot Duty:** 50 VA at 24 Vac.
**Sensing Element:** Moisture-sensitive nylon ribbon.
**Operating Temperature Range:** 50° to 125° F.
**Dimensions:**
4-11/16" H x 2-15/16" W x 2-1/8" D.
U.L. Listed.

| Model No. | For Use On | Range (% RH) | Connection | Switch Action | Includes |
|---|---|---|---|---|---|
| H46D 1032* | Humidifiers | 10 to 60 | Leadwires, 6" nominal | Makes on RH fall to set point minus differential | Adapter plate for vertical switch box mounting |
| H46E 1013* | Dehumidifiers | 20 to 80 | 3 wire cord and interrupter plug | Makes on RH rise to set point | Case and cover with knob for wall mounting |

*Tradeline Models Pilot Duty: 50 VA at 24 Vac.

| STD PKG | U/M | BERCOR NUMBER | DESCRIPTION | PC-1 L/CTN | PC-2 F/CTN |
|---|---|---|---|---|---|
| 12 | EA | 70411 | H46D1214/U HUMIDISTAT WHITE | | |
| 12 | EA | 70413 | H46E 1013 HUMIDISTAT | | |

# Honeywell H600A Humidifier Controller



The H600A operates humidification equipment on RH fall or dehumidification equipment on RH rise. SPDT, snap-acting switch. Removable setting knob prevents tampering.
**Sensing Element:** Moisture-sensitive nylon ribbon provides reliable operation even when ambient temperature conditions
**Mounting:** Vertically on 2" x 4" junction box (not to be duct mounted). Includes alternate scale and faceplate for horizontal mounting. change.

**Electrical Ratings (Amperes)**

| | Dehumidifier (Red to Yellow) | | Humidfier (Red to Blue) | |
|---|---|---|---|---|
| | 120 Vac | 240 Vac | 120 Vac | 240 Vac |
| Full Load | 7.5 | 3.8 | 4.4 | 2.2 |
| Locked Rotor | 30.0 | 15.0 | 26.4 | 13.2 |
| Resistive | 12.0 | 16.0 | 12.0 | 6.0 |

**Maximum Ambient Temperature:** 125° F.
**Range:** 20 to 80% RH.
**Fixed Differential:** 5% RH.
**Dimensions:** 6-3/16" H x 3-3/8" W x 2-1/4" D.
U.L. Listed.

| STD PKG | U/M | BERCOR NUMBER | DESCRIPTION | PC-1 EACH |
|---|---|---|---|---|
| 12 | EA | 70425 | H600A1014/U HUMIDISTAT | |

# Honeywell H705A Solid State Enthalpy Controller



Provides changeover control in Economizer systems; use in electronic or electromechanical systems. The H705A solid state enthalpy control maximizes the use of free outdoor air in place of the first stage of cooling HVAC economizer systems.

**Approximate Dimensions:**
4-11/16" W x 2-3/8" H x 6-7/16" D.
**Ambient Temp. Range:** -25 to +125° F.

| STD PKG | U/M | BERCOR NUMBER | DESCRIPTION | PC-1 EACH |
|---|---|---|---|---|
| 4 | EA | 70479 | H705A1003/U ENTHALPY CONTROLLER | |

# Honeywell Outdoor Sensor for H1008

| STD PKG | U/M | BERCOR NUMBER | DESCRIPTION | PC-1 EACH |
|---|---|---|---|---|
| 12 | EA | 70300 | C7089H 1007 OUTDOOR SENSOR F/H1008 | |

# Honeywell H8908 Humidistat




The H8908 Humidistat provides automatic low voltage control of humidifiers in central heating and air conditioning systems. They have a SPST, snap-acting, dust-proof switch and are designed for wall or surface duct mounting.

The styling of the H8908 is designed to blend with the T8600 family of Honeywell Chronotherm IV™ Deluxe Programmable Thermostats. The H8908 can also be mounted at any other convenient location in the living area or equipment room.

| STD PKG | U/M | BERCOR NUMBER | DESCRIPTION | PC-1 EACH |
|---|---|---|---|---|
| 20 | EA | 78183 | H8908ASPST/U HUMIDISTAT CONTROL | |

# JOHNSON CONTROLS W43A Humidistat




SPDT contact action provides control of humidifying or dehumidifying equipment with the same control. Operating element is composed of many strands of specially treated human hair. Flush mounting bracket to fit standard outlet box supplied.

Type 843 has field adjustable high and low limit stop; stops can be set for locked setting. Knob adjustment with visible dial.

Includes faceplate for horizontal mounting. The plate is for on-the-job installation over vertical plate. Can field converted to concealed adjustment, specify plate kit PLT333-12R (vertical) or PLT333-9R (horizontal).

| Motor Ratings | 120 V. | 208 V. | 240 V. |
|---|---|---|---|
| A.C. Full Load Amps. | 6.0 | 3.5 | 3.0 |
| A.C. Locked Rotor Amps | 36.0 | 21.0 | 18.0 |
| Pilot Duty - 125 VA 24 to 277 Vac | | | |

**Maximum Operating Ambient:** 100° F
**Range:** 0 to 70% RH
**Diff. R.H.:** Approx. 4%
**Voltage:** Low or Line

| Former Model No. | STD PKG | U/M | BERCOR NUMBER | DESCRIPTION | PC-1 EACH |
|---|---|---|---|---|---|
| 843 | 1 | EA | 75463 | W43A-14C HUMIDISTAT | |

# Honeywell L4064B Fan and Limit Control



- For control of high limit and fan motors in all types of forced air heating systems.
- Three wiring terminal options available for easy installation: push-in receptacles for stripped wire; female receptacles for 1/4" male flag connections; and field add-on screw terminals.
- Controls adapt to many competitive mounting holes in replacement applications.
- Available in a variety of fan and high limit setting ranges.
- L4064B models have manual fan switch that overrides fan control to keep fan running continuously.

**Pilot Duty:** 2 amp at 24 Vac; 0.25 amp at 0.25 to Vdc.
**Maximum Combined Connected Load:** 2000 VA.
U.L. Listed

**Electrical Ratings (Amperes)**

| | 120 Vac | | 240 Vac | |
|---|---|---|---|---|
| | Fan | Limit | Fan | Limit |
| Full Load | 14 | 8 | 7 | 4 |
| Locked Rotor | 84 | 48 | 42 | 24 |

| | L4064B | |
|---|---|---|
| | ° F | ° C |
| **High Limit Range** | 50 to 250 | 10 to 121 |
| **High Limit Differential** | 25, Fixed | 14, Fixed |
| **Fan Setting Range** | | |
| **On** | 65 to 215 | 18 to 102 |
| **Off** | 50 to 200 | 10 to 96 |
| **Fan Differential** | 22 min., Adj. | 12 min., Adj. |

| Tube Length (In.) | STD PKG | U/M | BERCOR NUMBER | DESCRIPTION | PC-1 EACH |
|---|---|---|---|---|---|
| 11-1/2 | 12 | EA | 70662 | L4064B2210/U 11 1/2" FAN & LIMIT | |
| 8 | 12 | EA | 70667 | L4064B2236/U 8" FAN & LIMIT | |
| 5 | 12 | EA | 70668 | L4064B2228/U 5" FAN & LIMIT | |

# 39031 and 39032 Limit Heating Disc Thermostats



Each 3/4" thermostat has an integral oval flange to match the most commonly used mounting option. Thermostats have .25" quick-connect terminals, with adapters supplied for conversion to screw-type terminals. These limit switches open on temperature rise.

| | Temperature Settings | |
|---|---|---|
| Model No. | Close (°F) | Open (°F) |
| 39031 | 260 | 300 |
| 39032 | 285 | 325 |

| STD PKG | U/M | BERCOR NUMBER | DESCRIPTION | PC-1 EACH |
|---|---|---|---|---|
| 1 | EA | 93828 | 39031 (L300-4) LIMIT HEATING THERMOSTAT | |
| 1 | EA | 93829 | 39032 (L325-4) LIMIT HEATING THERMOSTAT | |

# CAM-STAT® Fan and Limit Controls



F214



FA47TS7



FALTS57C



L59 Limit Control

## Series F214

Fan control may be used to replace any of the following controls: F14-10A, F14-11A, F14-12A, F214-10A, F214-11A, F214-12A.

## Series FA47TS

Time Start Fan Control
Replaces all F47TS Series Controls.
These are special fan controls with a built-in "heat assist" timer. The time delay turns on the blower as a function of time and/or temperature after the room thermostat calls for heat and turns off the blower as a function of temperature at the indicated dial setting of the fan.

## Series FALTS

Combination Fan and Limit Controls with Time Start Delay
These Combination Fan and Limit Controls include a time start fan control ("heat assist"). The time delay turns on the blowers as a function of time and/or temperature after the room thermostat calls for heat and turns off the blower as a function of temperature at the indicated dial setting of the fan.

The limit portion will limit the temperature of the furnace to a safe operating temperature. A limit temperature adjustment is provided to match the setting of the old device being replaced.

| Type Control | Fan Range Degree F | Adjustment Degree F | Time Delay (Seconds) | STD PKG | U/M | BERCOR NUMBER | DESCRIPTION | PC-1 EACH |
|---|---|---|---|---|---|---|---|---|
| Fan & Limit | 90 to 120 | 25 to 50 | — | 1 | EA | 75604 | FAL3C05TD120A 3IN 150-250 DEG FAN & LIMIT CTL | |
| Fan & Limit | 90 to 120 | 25 to 50 | — | 1 | EA | 75605 | FAL7C-05TD-120-A 7IN 120-250 DEG FAN & LIMIT CTL | |
| Fan w/Timer | 80 to 110 | 60 Fixed | 25 to 60 | 1 | EA | 75606 | FA47TS7-110 7IN 25-60 SEC CAMSTAT FAN CTL | |
| Limit | — | 30 Fixed | — | 1 | EA | 75608 | L593BA 3IN 120-250 DEG CAMSTAT LIMIT CTL | |
| Limit | — | 30 Fixed | — | 1 | EA | 75609 | L597BA 7IN 120-250 DEG CAMSTAT LIMIT CTL | |
| Fan | 60 to 140 | 25 to 45 | — | 1 | EA | 75613 | F214-13A-140-25C 7IN 90-120 DEG FAN OFF CAMSTAT FAN CTL | |
| Fan & Limit | 90 to 120 | — | Preset | 1 | EA | 75614 | FALTS57C-05T-120 -A 7IN 150-250 LIMIT TMP FAN & LIMIT CTL | |
| Fan & Limit | 90 to 120 | — | Preset | 1 | EA | 75619 | FALTS57C-65T-120 A 7IN 150-250 LIMIT TMP FAN & LIMIT CTL W/SHIELD | |
| Fan w/Timer | 80 to 110 | 60 Fixed | 25 to 60 | 1 | EA | 75620 | FA47TS3-110 3IN 25-60 SEC CAMSTAT FAN CTL | |

# 271 and 275 Fan Control Centers
## for Carrier/BDP

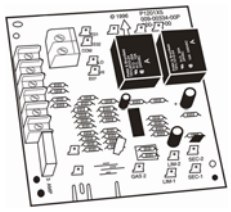

The ICM 271 and 275 Fan Control Centers are solid state controls designed and engineered specially to replace the Carrier/BDP Gas Furnace Control Centers. They have the same features and functions as the current Carrier/BDP replacement (HH84AA020 and HH84AA021). These are exact replacements requiring no modifications to the original wiring or to the appliance sheet metal.

The 271 and 275 have 24 volt circuits and are fuse protected. A 3 amp automotive type fuse is used to protect the thermostat and transformer circuits from shorts.

**Input Voltage:**
Terminals PR-1, PR-2, L1, and L2: 120 Vac
Terminals SEC-1 and SEC-2: 18-36 Vac
**Line Frequency:** 60 Hz.
**Operating Temperature:** -40 to 176° F.
**Maximum Operating Humidity:** 95% RH.

**ICM to Carrier/BDP Cross Reference**

| | | |
|---|---|---|
| **271** | | |
| CESO11001 | HH84AA011 | HH84AA020 |
| CESO110018 | HH84AA012 | P771-7002 |
| HH84AA010 | HH84AA013 | 302075-3 |
| **275** | | |
| CESO11001 | HH84AA005 | HH84AA015 |
| HH84AA001 | HH84AA009 | HH84AA021 |
| HH84AA003 | HH84AA014 | |

**Time Delay Timings**

| | 271 | 275 |
|---|---|---|
| Heat On | 75 sec. | 60 sec. |
| Heat Off | 105 sec. | 80 sec. to 4 min. |
| Cool Off | 90 sec. | 90 sec. |

| STD PKG | U/M | BERCOR NUMBER | DESCRIPTION | PC-1 EACH |
|---|---|---|---|---|
| 1 | EA | 75512 | ICM271 695-100 FAN CONTROL CENTER #HH84AA020 | |
| 1 | EA | 75513 | ICM275 695-101 FAN CONTROL CENTER | |

# 277C Fan Blower Control Board
## for Goodman



- Microprocessor-based fan blower
- For circulating fan in heat pump, A/C and forced air systems

- **Voltage:** 18-30 VAC
- **Contact Ratings:**
  N.O.: 20 amps
  N.C.: 10 amps
- **Time Delays:**
  Blower On: 7 second
  Blower Off: 65 seconds
- **Fan (Heat) On/Off Delay:** 1 second
- Replaces boards for B1370735S and PCBFM131S

| STD PKG | U/M | BERCOR NUMBER | DESCRIPTION | PC-1 EACH |
|---|---|---|---|---|
| 1 | EA | 75697 | ICM277C CONTROL BOARD B1370735S/ PCBFM131S | |

# Furnace Control Boards



**2804**

Form, fit and functional replacement furnace controls for many popular OEM models. These furnace controls come standard with many safety features including 100% gas shutoff in case of ignition failure.

| Model No | Replaces |
|---|---|
| ICM280 | **Goodman**: B18099-06/08/10/13/13S<br>**Texas Instruments**: 41F-5<br>**White-Rodgers**: 50T35-730, -743 |
| ICM281 | **Carrier**: CES0110057-00/01/02, CES0110020, CES0110048, HH84AA016 |
| ICM282A | **Carrier**: HK42FZ-004/007/008/009/011/013/016 |
| ICM284 | **York**: SI-03101280000 |
| ICM286 | **Goodman**: PCBBF112S, B1809926S, 0130F00005S |
| ICM287 | **Goodman**: B18099-04 |
| ICM288 | **Rheem**: 62-24084-82 |
| ICM289 | **Lennox**: All BCC1, BCC2, BCC3, circuit boards, including 48K98 and 45K48 |

| Model No. | Replaces |
|---|---|
| ICM291 | **Carrier**: LH33WP003/3A |
| ICM292 | **Rheem**: 62-24140-04 |
| ICM2801 | **York**: 7990-319P |
| ICM2804 | **Carrier**: CES0110074-00*, -001 |
| ICM2805A | **Nordyne**: 624631 *(For use with G3, G4, G5, G6, M2, and M3 furnace models.)* |
| ICM2807 | **Carrier**: HK42FZ017 |
| ICM2808 | **York**: S1-331-03010000, S1-331-02956000 |

* When replacing the CES011007400 some quick connectors have to be changed or added. EAC-1 and -2 must have 1/4" connectors. COM, SEC-1, -2 must have 3/16" connectors.

| Line Voltage (@ 60 Hz) | STD PKG | U/M | BERCOR NUMBER | DESCRIPTION | PC-1 EACH |
|---|---|---|---|---|---|
| 98-132 VAC | 1 | EA | 75676 | ICM280 B18099-06/08/10/13/13S GOODMAN CONTROL BOARD | |
| 98-132 VAC | 1 | EA | 75678 | ICM281 CES0110057-00/01/02 CARRIER CONTROL BOARD | |
| 98-132 VAC | 1 | EA | 75677 | ICM282A CARRIER HK42FZ CONTROL BOARD | |
| 208 VAC | 1 | EA | 75683 | ICM284 03101280000 YORK CONTROL BOARD | |
| 98-132 VAC | 1 | EA | 75696 | ICM286 CONTROL BOARD PCBBF112S/ 0130F00005/B18099-26 | |
| 120 VAC | 1 | EA | 75699 | ICM287 CONTROL BOARD B18099-04 | |
| 98-132 VAC | 1 | EA | 75684 | ICM288 62-248084-82 RHEEM CONTROL BOARD | |
| 98-132 VAC | 1 | EA | 75694 | ICM289 BCC1,BCC2,BCC3 LENNOX CONTROL BOARD | |
| 208/230 VAC | 1 | EA | 75736 | ICM291 LH33WP003/3A CARRIER CONTROL BOARD | |
| 115 VAC | 1 | EA | 75737 | ICM292 62-24140-04 RHEEM CONTROL BOARD | |
| 98-132 VAC | 1 | EA | 75739 | ICM2801 7990-319P YORK CONTROL BOARD | |
| 98-132 VAC | 1 | EA | 75740 | ICM2804 CES0110074-01 CARRIER CONTROL BOARD | |
| 98-132 VAC | 1 | EA | 75742 | ICM2805A 624631 NORDYNE CONTROL BOARD | |
| 98-132 VAC | 1 | EA | 75743 | ICM2807 HK42FZ017 CARRIER CONTROL BOARD | |
| 98-132 VAC | 1 | EA | 75744 | ICM2808 S1-331-0301/02956 YORK CONTROL BOARD | |

# 318C Defrost Control Board
## for Goodman



- Low cost, time and temperature defrost
- Time and temperature terminate
- Test pins: 256x's reduction in test time
- HOLD input tracks compressor run times
- High power output (1/2 HP fan @ 240 VAC)
- Strip heat, reversing valve outputs (24 VAC, 1 amp)
- **Voltage:** 18-30 VAC
- **Frequency:** 50-60 Hz
- **Outdoor Fan Relay Output:** 1/2 Hp fan @ 240 VAC
- **Strip Heat, Reversing Valve Outputs:** 24 VAC, 1 amp
- **Defrost Time:** 10-minutes fixed
- **Interval Times:** Pin-selectable 30/60/80 minutes
- Replacement for Goodman board B1226008

| STD PKG | U/M | BERCOR NUMBER | DESCRIPTION | PC-1 EACH |
|---|---|---|---|---|
| 1 | EA | 75698 | ICM318C CONTROL BOARD B1226008 | |

# White-Rodgers 3F01 Fan and 3L01 Limit Snap-Disc Controls



**Front View**



**Reverse View**

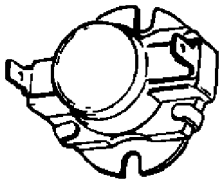

**Standard Mounting**



**Tab-to-Screw**

Models available for regulation of fan or blower and for high limit safety control. Designed for quick on-job replacement. Last three numbers indicate cut-out temperatures on limits and cut-in temperatures on fan controls.

Features include mounting holes that match standard 3/4" snap discs and tab-to-screw terminal adaptors (included).

| Model No. | Temperature Settings | | Switch | Motor Rating | | Valve & Relays |
|---|---|---|---|---|---|---|
| | Cut-In (F) | Cut-Out (F) | Action | 120 Vac | 240 Vac | 25 Vac |
| **Fan Controls** | | | | | | |
| 3F01-110 | 110 | 90 | Close on Rise | 10A | 5A | — |
| 3F01-120 | 120 | 110 | Close on Rise | 10A | 5A | — |
| 3F01-130 | 130 | 115 | Close on Rise | 10A | 5A | — |
| 3F01-140 | 140 | 120 | Close on Rise | 10A | 5A | — |
| 3F01-150 | 150 | 130 | Close on Rise | 10A | 5A | — |
| **Limit Controls** | | | | | | |
| 3L01-190 | 150 | 190 | Open on Rise | 10A | 5A | — |
| 3L01-200 | 160 | 200 | Open on Rise | 10A | 5A | 6A |
| **SPDT Controls** | | | | | | |
| 3L03-140 | 140 | 120 | SPDT | 10A | 5A | 6A |

| STD PKG | U/M | BERCOR NUMBER | DESCRIPTION | PC-1 EACH |
|---|---|---|---|---|
| 1 | EA | 75502 | 3F01-110 110 F CLOSE ON RISE FAN CONTROL | |
| 1 | EA | 75503 | 3F01-120 120 F CLOSE ON RISE FAN CONTROL | |
| 1 | EA | 75505 | 3F01-130 130 F CLOSE ON RISE FAN CONTROL | |
| 1 | EA | 75507 | 3F01-140 140 F CLOSE ON RISE FAN CONTROL | |
| 1 | EA | 75510 | 3F01-150 150 F CLOSE ON RISE FAN CONTROL | |
| 1 | EA | 75515 | 3L01-190 150 F CUT-OUT 190F OPEN ON RISE LIMIT CONTROL | |
| 1 | EA | 75517 | 3L01-200 160 F CUT OUT 200F OPEN ON RISE LIMIT CONTROL | |
| 1 | EA | 75518 | 3L03-140 140 F SINGLE PULL DOUBLE THROW LIMIT CONTROL | |

## White-Rodgers 3F05 Fan and 3L05 Limit Adjustable Snap-Disc Controls

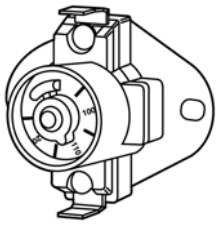

This adjustable snap disc thermostat allows you to set the temperature set point to match specific needs and features 1/4" quick connect terminals.

- **Fan Controls:** Close on Rise
  2 adjustable fan control models replace 7 fixed Snap Disc models
- **Limit Controls:** Open on Rise
  3 adjustable limit control models replace 10 fixed Snap Disc models
- Switch: SPST

**Package Includes:** Thermostat, tab-to-screw terminals, adapter bracket, and mounting screws.

| Range (° F) | Diff. | STD PKG | U/M | BERCOR NUMBER | DESCRIPTION | PC-1 EACH |
|---|---|---|---|---|---|---|
| 90–130 | 20 | 1 | EA | 75815 | 3F05-1 3/4IN SPST CLOSE ON RISE FAN CONTROL | |
| 140–180 | 20 | 1 | EA | 75816 | 3F05-2 3/4IN SPST CLOSE ON RISE 140F TO 180 FAN CTL | |
| 135–175 | 40 | 1 | EA | 75817 | 3L05-1 SPST OPEN ON RISE 135F TO 175 RANGE LIMIT CTL | |
| 175–215 | 40 | 1 | EA | 75818 | 3L05-2 SPST 175F TO 215 LIMIT CTL | |
| 210–250 | 40 | 1 | EA | 75819 | 3L05-3 SPST 210F-250 LIMIT CONTROL | |

## White-Rodgers 3L09 Board Mount Limit Control



- 1/2" bimetal disc
- Provides high-speed contact separation
- OEM replacement
- Type 36T

| Opens/Closes (° F) | Therm-O-Disc Style | STD PKG | U/M | BERCOR NUMBER | DESCRIPTION | PC-1 EACH |
|---|---|---|---|---|---|---|
| 160/140 | 612706 | 1 | EA | 75855 | 3L09-5 160/140 3.12IN LENGTH LIMIT CONTROL BOARD MOUNT | |
| 170/130 | 612710 | 1 | EA | 75856 | 3L09-6 170/130 3.12IN LENGTH LIMIT CONTROL BOARD MOUNT | |
| 200/160 | 612718 | 1 | EA | 75857 | 3L09-10 200/160 3.12IN LENGTH LIMIT CONTROL BOARD MOUNT | |
| 210/170 | 612719 | 1 | EA | 75858 | 3L09-11 210/170 3.12IN LENGTH LIMIT CONTROL BOARD MOUNT | |
| 220/180 | 612722 | 1 | EA | 75859 | 3L09-12 220/180 3.12IN LENGTH LIMIT CONTROL BOARD MOUNT | |
| 240/210 | 612723 | 1 | EA | 75860 | 3L09-13 240/210 3.12IN LENGTH LIMIT CONTROL BOARD MOUNT | |
| 155/125 | 612705 | 1 | EA | 75861 | 3L09-18 155/125 7.12IN LENGTH LIMIT CONTROL BOARD MOUNT | |
| 175/145 | 612712 | 1 | EA | 75862 | 3L09-19 175/145 7.12IN LENGTH LIMIT CONTROL BOARD MOUNT | |
| 240/210 | 612724 | 1 | EA | 75863 | 3L09-20 240/210 7.12IN LENGTH LIMIT CONTROL BOARD MOUNT | |

# White-Rodgers 3L12 Rollout Limit-Switch

## 1/2" Disc Manual Reset



- 1/2" SPST, 1/4" QC
- OEM replacement
- Type 611
- Style: 36TX16
- Open on rise

| Cutout (F) | STD PKG | U/M | BERCOR NUMBER | DESCRIPTION | PC-1 EACH |
|---|---|---|---|---|---|
| 130 | 1 | EA | 75909 | 3L12-130 1/2IN TYPE 611863 DISC MANUAL RESET ROLLOUT LIMIT SWITCH | |
| 135 | 1 | EA | 75910 | 3L12-135 1/2IN TYPE 611864 DISC MANUAL RESET ROLLOUT LIMIT SWITCH | |
| 220 | 1 | EA | 75911 | 3L12-220 1/2IN TYPE 611865 DISC MANUAL RESET ROLLOUT LIMIT SWITCH | |
| 230 | 1 | EA | 75912 | 3L12-230 1/2IN TYPE 611866 DISC MANUAL RESET ROLLOUT LIMIT SWITCH | |
| 240 | 1 | EA | 75913 | 3L12-240 1/2IN TYPE 611867 DISC MANUAL RESET ROLLOUT LIMIT SWITCH | |
| 250 | 1 | EA | 75914 | 3L12-250 1/2IN TYPE 611868 DISC MANUAL RESET ROLLOUT LIMIT SWITCH | |
| 260 | 1 | EA | 75915 | 3L12-260 1/2IN TYPE 611869 DISC MANUAL RESET ROLLOUT LIMIT SWITCH | |
| 300 | 1 | EA | 75916 | 3L12-300 1/2IN TYPE 611870 DISC MANUAL RESET ROLLOUT LIMIT SWITCH | |
| 300 | 1 | EA | 75917 | 3L12-301 1/2IN TYPE 611971 DISC MANUAL RESET ROLLOUT LIMIT SWITCH | |
| 350 | 1 | EA | 75918 | 3L12-350 1/2IN TYPE 611871 DISC MANUAL RESET ROLLOUT LIMIT SWITCH | |

# White-Rodgers 5D51 Replacement Fan and Limit Controls




Single element type control for applications with narrow space limitations. Regulates fan or blower operation and acts as high limit safety control. Designed to be interchangeable with other flush mounted single element fan and limits. Features include slotted mounting holes for easy installation long terminal screws for wiring and removable solid copper jumper between fans and limit switches.

Limit switch has "universal" contact structure capable of handling millivolts to 240 Vac. Limit switch has adjustable stop to limit maximum setting. Summer fan switch for ventilation without changing control settings. Has same fan and limit switch mechanism.

| Model No. | Type | Range °F | Diff. | Switch Action | Full Elec. Rating | Motor Rating (Full Load) | | Valves and Relays | |
|---|---|---|---|---|---|---|---|---|---|
| | | | | | | 120 Vac | 240 Vac | 25 Vac | .3-12 Vdc |
| 5D51 | Fan | 50 to 265 | Adj. 15° F Minimum | Close on Rise | HT | 14.0A | 7.0A | — | — |
| | Limit | 100 to 300 | Fixed 25° F | Open on Rise | HTV | 10.0A | 6.0A | 6.0A | 1.0A |

| STD PKG | U/M | BERCOR NUMBER | DESCRIPTION | PC-1 EACH |
|---|---|---|---|---|
| 1 | EA | 75529 | 5D51-35 5IN FAN & LIMIT CONTROL | |
| 1 | EA | 75519 | 5D51-90 8IN FAN & LIMIT CONTROL | |
| 1 | EA | 75530 | 5D51-78 11IN FAN & LIMIT CONTROL | |

# Honeywell SV9500 and SV9501 SmartValve™ System



Combines gas flow control and electronic intermittent pilot sequencing functions into a single unit. Suitable for a wide range of gas-fired appliances including furnaces, roof-top furnaces, boilers, unit heaters, infrared heaters, space heaters, and commercial cooking units. Replaces SV9500, SV9501, and SV9502 controls as noted below. Ignition sequence includes timed trail for ignition.
AGA Design Certified, U70-24A.

**IMPORTANT!**

*The Tradeline SV9501 Smart Valve models are replacement controls only for the SV9500, SV9501, and SV9502 models noted above. Do not use these controls to replace other types of intermittent pilot or direct ignition controls. Do not use these controls to replace SmartValve models not listed. The controls might fit, but the gas flow control functions might not be compatible with the appliance.*

| Model No. | Inlet/Outlet Size (In.) | Pressure Regular Setting | | Type of Opening | Type of Gas | Pre Purge (Seconds) | Post Purge (Seconds) |
|---|---|---|---|---|---|---|---|
| | | In. wc | kPa | | | | |
| SV9501M 2528 | 1/2 x 1/2 | 3.5 | 0.87 | Standard | Natural | — | — |
| SV9501M 8129 | 1/2 x 1/2 | 3.4 | 0.87 | Fast | Natural | — | — |
| SV9502H 2522 | 1/2 x 1/2 | 3.2 | 0.80 | Slow | Natural | 15 | — |
| SV9520H 8513 | 1/2 x 1/2 | 3.5 | 0.87 | Slow | Natural | 15 | — |
| SV9602P 4816 | 3/4 x 3/4 | 3.5 | 0.87 | Step | Natural | 30 | — |
| SV9641M 4510 | 1/2 x 1/2 | 3.2 | 0.80 | Standard | Natural | 15 | 30 |

| SV9501M 2528 Replaces | | | SV9501M 8129 Replaces | SV9502H 2552 Replaces |
|---|---|---|---|---|
| SV9500M 2045 | SV9500M 2686 | SV9501M 2031 | SV9500M 8600 | SV9500H 2609 |
| SV9500M 2603 | SV9500M 2690[b] | SV9501M 2056[a] | SV9500M 8618[b] | SV9500H 2724 |

[a] Regulator setting in replacement control differs from original. Adjust to rated pressure as necessary for optimum performance.

[b] Shipped by Honeywell as LP gas only; may have been converted to natural gas. Use natural to LP gas conversion kit (included) if necessary.

| STD PKG | U/M | BERCOR NUMBER | DESCRIPTION | PC-1 EACH |
|---|---|---|---|---|
| 1 | EA | 73334 | SV9502H2522/U SMART VALVE | |
| 1 | EA | 73335 | SV9501M2528/U SMART VALVE | |
| 1 | EA | 73336 | SV9501M8129/U SMART VALVE | |
| 20 | EA | 73337 | Q3400A1024/U IGN/FLAME ROD ASSY.F/SV VALVES | |
| 1 | EA | 73338 | SV9520H8513/U SMART VALVE | |
| 1 | EA | 73396 | SV9602P4816/U SMART VALVE | |
| 1 | EA | 73397 | SV9641M4510/U SMART VALVE | |

# Honeywell V48A and V88A Diaphragm Gas Valves



Solenoid operated diaphragm valves for controlling fuel gases. Used with LP, natural, or manufactured gases. Cast aluminum valves. Closes on power failure. Recommended for final shutoff service.

- U.L. listed.
- Industrial Risk Insurers (formerly FIA) acceptable.
- AGA Design Certified.
- **Valve Pattern:** Straight-through.
- **Bleed Tapping:** 1/8-27 NPT or 1/8-28 BSP.P1.
- **Valve Closing Time:** One second max. for 3/4 through 1-1/2" valves. Two second max. for 2" through 3" valves at 2 oz./in. pressure.
- **Valve Opening Time:** 5 seconds max. at 2 oz./in.
- **Ambient Temperature Rating:** 32 to 125° F.

| Model No. | Size (In.) | Capacity* | | Voltage | Maximum Sustained Pressure | |
|---|---|---|---|---|---|---|
| | | cfh | $m^3$/hr | | psi | kPa |
| V48A 2151 | 3/4 | 668 | 18.9 | 120V, 50/60 Hz | 1/2 | 3.4 |
| V48A 2169 | 1 | 1021 | 28.9 | | | |
| V48A 2177 | 1-1/4 | 2100 | 59.5 | | | |
| V28A 2276 | 1-1/2 | 2400 | 67.9 | 120V, 50/60 Hz | 1 | 6.9 |
| V88A 1618 | 1 | 1021 | 28.9 | 24V, 60 Hz | 1/2 | 3.4 |
| V88A 1626 | 1-1/4 | 2100 | 59.5 | | | |
| V88A 1659 | 3/4 | 668 | 18.9 | | | |
| V88A 1667 | 3/4 | 668 | 18.9 | 24V, 60 Hz | 1 | 6.9 |
| V88A 1675 | 1 | 1021 | 28.9 | | | |

| STD PKG | U/M | BERCOR NUMBER | DESCRIPTION | PC-1 EACH |
|---|---|---|---|---|
| 10 | EA | 73349 | V48A2169/U 1IN 120V GAS VALVE | |
| 10 | EA | 73351 | V48A2151/U 3/4IN 120V GAS VALVE | |
| 6 | EA | 73352 | V48A2177/U 1-1/4IN 120V GAS VALVE | |
| 6 | EA | 73355 | V48A2276/U 1-1/2IN 120V GAS VALVE | |
| 10 | EA | 73455 | V88A1618/U 1IN 24V GAS VALVE | |
| 6 | EA | 73456 | V88A1626/U 1-1/4IN 24V GAS VALVE | |
| 10 | EA | 73458 | V88A1659/U 3/4IN 24V GAS VALVE | |
| 10 | EA | 73459 | V88A1667/U 3/4IN 24V GAS VALVE | |
| 10 | EA | 73460 | V88A1675/U 1IN 24V GAS VALVE | |
| 1 | EA | 74568 | 126590 ADJ BLEED VALVE ASSY | |

# Honeywell V400A Combination Gas Control



Provides complete control of gas-fired central furnaces and boilers. This automatic 120V control is color-coded black to identify 120V operation and has 36" lead wires. This combination gas control is easy to install, adjust, and service. Gas cock knob, wiring connections, pressure regulator, pilot gas adjustments, and thermocouple connection are all on top of control for easy access. Valve operators and pressure regulators are easily replaced with a screwdriver.
Inlet/Outlet Size: 3/4" x 3/4".
Setting: 3/5" wc (0.87 kPa).

**Capacity*, **:** 335 cfh (9.5 m3/hr.). Pressure regulator and one 1/2" x 3/8" reducer bushings/adapters.
**Kind of Gas:** Natural.
**Includes:** Two 3/4" x 1/2" and one 1/2" x 3/8" reducer bushings.
U.L. Listed.
AGA Design Certified.

*1000 BTU/ft 3,0 .64 sp gr Nat. gas at 1" wc p.d. (37.3 MJ/m 3, 0.64 sp gr Nat. Gas at 0.25 kPa P.d.).
**Use of reducer bushings resulting in 3/4" x 1/2" inlet-outlet size reduces capacity to 225 cfh; use of reducer bushings resulting in 1/2" x 3/8" inlet-outlet size reduces capacity to 100 cfh.

| STD PKG | U/M | BERCOR NUMBER | DESCRIPTION | PC-1 L/CTN | PC-2 F/CTN |
|---|---|---|---|---|---|
| 12 | EA | 73471 | V400A1095/U GAS CONTROL | | |

# Honeywell V800A Combination Gas Controls



Provides complete control of gas-fired central furnaces and boilers. Externally removable Pilotstat power unit; pilot flow adjustment screw. Complete safety shutoff on pilot flame failure. Automatic 24V control, use with 30mV thermocouple.

Valve is color-coded blue to identify 24V operation. Terminal block has 3 combination screw and 1/4" quick-connect terminals. Current draw is 0.2A.
U.L. Component Recognized
AGA Design Certified

| Model No. | Inlet-Outlet Size | Capacity[3] | | Pres. Reg. Setting (In. wc) | Tradeline Value | Includes |
|---|---|---|---|---|---|---|
| | | cfh | M3/hr | | | |
| V800A 1070 | 1/2 x 3/4 | 250 | 7.1 | 3.5 | Tradeline | One 3/4 x 1/2" and One 1/2 x 3/8" Reducer Bushing/Adapter[4] |
| V800A 1088[1] | 3/4 x 3/4 | 335 | 9.5 | 3.5 | Super Tradeline | Two 3/4 x 1/2" and One 1/2 x 3/8" Reducer Bushing/Adapter[4] |
| V800A 1476[2] | 1/2 x 3/4 | 250 | 7.1 | 3.5 | Tradeline | One 1/2 x 3/4" Reducer Bush/Adapter[4] |

[1] Includes Q340 (36 in.) thermocouple with adapters.

[2] Straight through only. No side outlets.

[3] Rated at 1 w.c. p.d. Natural gas.

[4] Use of reducer bushings resulting in 3/4 x 1/2" inlet-outlet size reduces capacity to 250 cfh (7.1 m3/hr); use of reducer bushings resulting in 1/2 x 3/8" inlet-outlet size reduces capacity to 110 cfh (3.1 m3/hr).

| STD PKG | U/M | BERCOR NUMBER | DESCRIPTION | PC-1 L/CTN | PC-2 F/CTN |
|---|---|---|---|---|---|
| 12 | EA | 73505 | V800A1476/U GAS VALVE | | |
| 12 | EA | 73506 | V800A1088/U GAS VALVE | | |
| 12 | EA | 73507 | V800A1070/U GAS VALVE | | |

# Honeywell V4046C Pilot Gas Valves



Provide on-off control of natural, LP, and manufactured gases to pilot burners in industrial and commercial applications. Unit is magnetically operated and is normally closed, provides instantaneous action when energized, and has a straight-through valve pattern. On power failure, valve closes in one second maximum. Use in any position, directly in pipe line or on support bracket. Replace the solenoid oil without removing the valve body from the piping connections. Available in line voltage or low voltage models.

**Ambient Temperature Range**: -40 to +125° F.
**Maximum Operating Pressure**: 10 psi.
**Power Consumption**: 8W at maximum rated voltage, 14 VA.

| Capacity (cfh) | STD PKG | U/M | BERCOR NUMBER | DESCRIPTION | PC-1 EACH |
|---|---|---|---|---|---|
| 20 | 20 | EA | 73586 | V4046C1005/U GAS VALVE 1/8 NPT | |
| 67 | 20 | EA | 73585 | V4046C1054/U GAS VALVE 3/8 NPT | |

# Honeywell VR8200A, C, and H Continuous Pilot Gas Control

## Dual Automatic Valve



Combination gas control for use in 24 Vac, gas-fired, standing pilot appliances with capacities from 20 to 200 cfh. Control includes manual valve, two automatic operators, servo pressure regulator, and pilot adjustment.

Meets codes requiring dual safety shut-off.
Compatible with ECO adapter.
AGA Design Certified.

| Model No. | Inlet-Outlet Size (In.) | A.G.A. Certified Capacity [a] | | Pressure Reg. Setting | | Type of Pressure Regulator | Type of Gas | Includes |
|---|---|---|---|---|---|---|---|---|
| | | cfh | m3/hr | In. wc | kPa | | | |
| VR8200A 2124* | 1/2 x 1/2 | 130 | 3.7 | 3.5 | 0.87 | Standard | Nat. | 1 - 3/4 in. straight flange, 1 - 1/2 in. x 3/8 in. reducer bushing, Q340 Thermocouple, Natural to LP Conversion Kit |
| VR8200A 2132* | 1/2 x1/2 | 130 | 3.7 | 3.5 | 0.87 | Standard | Nat. | 1 - 3/4 in. Straight Flange, 1 - 1/2 in. x 3/8 in. reducer bushing, Natural to LP Conversion Kit |
| VR8200C 1041 | 1/2 x1/2 | 130 | 3.7 | 1.2 Step to 3.5 | 0.87 | Step | Nat. | — |
| VR8200H 1251* | 1/2 x1/2 | 130 | 3.7 | 3.5 | 0.87 | Slow Opening | Nat. | 1 - 3/4 in. Straight Flange, 1 - 1/2 in. x 3/8 in. reducer bushing, Natural to LP Conversion Kit |

* Tradeline Model
[a] Rated for natural gas at 1 wc pressure drop.

### VR8200A, C, and H Gas Controls

| STD PKG | U/M | BERCOR NUMBER | DESCRIPTION | PC-1 L/CTN | PC-2 F/CTN |
|---|---|---|---|---|---|
| 12 | EA | 73936 | VR8200C1041/U COMB GAS CONTROL | | |
| 12 | EA | 73937 | VR8200H1251/U COMB GAS CONTROL | | |
| 12 | EA | 73943 | VR8200A2132/U COMB GAS CONTROL | | |
| 12 | EA | 73944 | VR8200A2124/U COMB GAS CONTROL | | |

### Accessories

| STD PKG | U/M | BERCOR NUMBER | DESCRIPTION | PC-1 EACH |
|---|---|---|---|---|
| 1 | EA | 74652 | 393690-14 3/4 IN STRAIGHT FLANGE | |
| 2 | EA | 74797 | 393200-1/U ECO ADAPTOR | |

# Honeywell VR8204A, C, and H Intermittent Pilot Dual Gas Controls

## Automatic Valve Combination



Combination gas control for use in 24 Vac, gas-fired, intermittent pilot appliances with capacities from 20 to 200 cfh. Control includes manual valve, two automatic operators, servo pressure regulator, and pilot filter. For use with S86F and H control modules.

Provides dual-seated safety shut-off. Solenoid operated first automatic valve opens on thermostat call for heat; closes when call for heat ends. Diaphragm-operated second automatic valve opens under control of regulator; closes if gas or power supply is interrupted. On-Off lighting sequence.

**Mounting**: 0 to 90° from the upright position of gas control knob, including vertically.
**Body Pattern**: Straight-through with 1/2" inlets and outlets.
**Pressure Tapping**: 1/8" NPT with plug.
**Pressure Rating**: 1/2 PSI inlet pressure.
**Ambient Temperature Range**: 0 to 175° F.
**Supply Voltage**: 24Vac, 60 Hz.
**Thermostat Heat Anticipator Setting** : 0.5A.
**Wiring Connections**: 1/4" male quick-connects.

| Model No. | Inlet-Outlet Size (In.) | A.G.A. Certified Capacity[1] | | Pressure Reg. Setting | | Type of Pressure Regulator | Type of Gas | Includes |
|---|---|---|---|---|---|---|---|---|
| | | cfh | m3/hr | In. wc | kPa | | | |
| VR8204A 2076 | 1/2 x 1/2 | 150 | 4.2 | 3.5 | 0.87 | Standard | Nat. | 1/2 x 3/8" reducer bushing[2], 393691 Nat. to LP Conv. Kit |
| VR8204C 1019 | 1/2 x 1/2 | 150 | 4.2 | .09 step[3] 3.5 full rate | .022 stepc 0.87 full rate | Step Opening | Nat. | — |
| VR8204H 1006 | 1/2 x 1/2 | 150 | 4.2 | 3.5 | 0.87 | Slow Opening | Nat. | — |

[1] Capacity based on 1,000 BTU/Ft.3, 0.64 special gravity natural gas at 1" wc pressure drop.

[2] Use of 1/2 x 3/8" reducer bushing reduces capacity to 130 cfh.

[3] Step pressure is not adjustable.

| STD PKG | U/M | BERCOR NUMBER | DESCRIPTION | PC-1 L/CTN | PC-2 F/CTN |
|---|---|---|---|---|---|
| 12 | EA | 73945 | VR8204C1019/U GAS VALVE | | |
| 12 | EA | 73946 | VR8204H1006/U GAS VALVE | | |
| 12 | EA | 73947 | VR8204A2076/U GAS VALVE | | |

# Honeywell VR8205 Direct Ignition Combination Gas Controls

## Dual Automatic



Combination gas controls for use with hot surface/direct spark systems in 24 Vac, gas-fired appliances with capacities from 20 to 200 cfh. These controls include a manual valve, 2 automatic operators, and servo pressure regulator.

| Model No. | Inlet-Outlet Size (In.) | A.G.A. Certified Capacity[1] | | Pressure Reg. Setting | | Type of Pressure Regulator | Type of Gas | Includes |
|---|---|---|---|---|---|---|---|---|
| | | cfh | m3/hr | In. wc | kPa | | | |
| VR8205A 2024 | 1/2 x 1/2 | 150 | 4.3 | 3.5 | 0.87 | Standard | Nat. | 1/2" x 3/8" reducer bushing[2] |
| VR8205H 1003 | 1/2 x 1/2 | 150 | 4.3 | 3.5 | 0.87 | Slow Opening | Nat. | --- |

[1] Capacities based on 1,000 BTU/Ft. 3,046 sp gr natural gas at 1" wc pressure drop (37.3 MJ/m3, sp gr natural gas at 0.25 kPa pressure drop).

[2] Use of 1/2" x 3/8" reducer bushing reduces capacity to 130 cfh (3.7 m3/Hr.)

| STD PKG | U/M | BERCOR NUMBER | DESCRIPTION | PC-1 L/CTN | PC-2 F/CTN |
|---|---|---|---|---|---|
| 12 | EA | 73941 | VR8205H1003/U GAS VALVE | | |
| 12 | EA | 73948 | VR8205A2024/U GAS VALVE | | |

# Honeywell VR8215 Direct Ignition Combination Gas Controls

## Dual Redundant



For use in 24 Vac, 50/60 Hz, single-stage, direct-ignition, gas-fired appliances.

- Capacity: 15 to 200 cfh natural gas
- Multiposition: Can be mounted in any direction
- Swing Radius: 2.35 "
- Temperature Range: -40° to 175° F

| Model No. | Inlet-Outlet Size (In) | Pressure Regulator Setting (In. wc) | Regulator Type | Includes |
|---|---|---|---|---|
| VR8215S 1503 | 1/2 x 1/2 | 3.5 | Standard | Natural to LP Conversion Kit |
| VR8215T 1502 | 1/2 x 1/2 | 3.5 | Slow Opening | Natural to LP Conversion Kit |

| STD PKG | U/M | BERCOR NUMBER | DESCRIPTION | PC-1 L/CTN | PC-2 F/CTN |
|---|---|---|---|---|---|
| 12 | EA | 73963 | VR8215S1503/U DIRECT IGNITION GAS VALVE | | |
| 12 | EA | 73967 | VR8215T1502/U DIRECT IGNITION GAS VALVE | | |

# Honeywell VR8300A Combination Gas Controls



Continuous pilot dual automatic valve combination gas control, 24V. For standing pilot appliances with capacities for 30 to 300 cfh.

**VR8300C:** Step Opening AGA Design Certified.

| Model No. | Inlet-Outlet Size | Capacity[1] (cfh) | Pres. Reg. Setting (In. wc) | Kind of Gas | Includes |
|---|---|---|---|---|---|
| VR8300A 3500 | 1/2 x 3/4 | 190 | 3.5 | Natural | 393691 Natural to LP Gas Conv. Kit, One 3/4" x 1/2" Reducer Bushings[2] |
| VR8300A 4508 | 3/4 x 3/4 | 200 | 3.5 | Natural | 393691 Natural to LP Conv. Kit, Two 3/4" x 1/2" Reducer Bushing[2] |
| VR8300C 4506 | 3/4 x 3/4 | 190 | 3.5 | Natural | 3/4" x 1/2" Reducer Bushing |

[1] Rated at 1 w.c. p.d. Natural gas.
[2] Use of 3/4 x 1/2" reducer bushing reduces capacity to 180 cfh (5.1 m3/hr.)

| STD PKG | U/M | BERCOR NUMBER | DESCRIPTION | PC-1 L/CTN | PC-2 F/CTN |
|---|---|---|---|---|---|
| 12 | EA | 73515 | VR8300A3500/U GAS VALVE | | |
| 12 | EA | 73516 | VR8300A4508/U GAS VALVE | | |
| 12 | EA | 73961 | VR8300C4506/U COMB GAS CONTROL | | |

# Honeywell VR8304 Dual Automatic Gas Control



Combination gas control for use in 24 Vac, gas-fired, intermittent pilot appliances with capacities from 30 to 415 cfh.

| Model No. | Inlet-Outlet Size (In.) | A.G.A. Certified Capacity[1] | | Pressure Reg. Setting | | Type of Pressure Regulator | Type of Gas | Includes |
|---|---|---|---|---|---|---|---|---|
| | | cfh | m3/hr | In. wc | kPa | | | |
| VR8304H 4503 | 3/4 x 3/4 | 300 | 8.5 | 3.5 | 0.87 | Slow Opening | Nat. | 393691 Nat. to LP gas conversion kit |
| VR8304M 4507 | 3/4 x 3/4 | 300 | 8.5 | 3.5 | 0.87 | Standard | Nat. | Two 3/4 x 1/2" reducer bushings; 393691 Nat. to LP conversion kit |

[1] Capacity based on 1,000 BTU/Ft.3, 0.64 specific gravity natural gas at 1" wc pressure drop.

| STD PKG | U/M | BERCOR NUMBER | DESCRIPTION | PC-1 L/CTN | PC-2 F/CTN |
|---|---|---|---|---|---|
| 12 | EA | 73949 | VR8304M4507/U COMB GAS CONTROL | | |
| 12 | EA | 73958 | VR8304H4503/U COMB GAS CONTROL | | |

# Honeywell VR8345 Universal Electronic Ignition Gas Control



Universal electronic ignition gas valve replaces virtually all standard-opening IP, HSI, or DSI valves. Highest capacity (415,000 BTU max. reg., N.G.) of any electronic ignition valve in the industry.

Uses 2 simple adapters to convert between IP and HSI/DSI applications. 3/4 x 3/4 Inlet-Outlet size.

| STD PKG | U/M | BERCOR NUMBER | DESCRIPTION | PC-1 L/CTN | PC-2 F/CTN |
|---|---|---|---|---|---|
| 12 | EA | 73520 | VR8345M4302/U UNIVERSAL GAS VALVE | | |
| 12 | EA | 73522 | VR8345Q4563/U TWO STAGE GAS VALVE | | |

# Honeywell VS820A Family Combination Gas Control



This self-powered automatic control provides complete control of gas-fired central furnaces and boilers. Use with 750 mV pilot generator. Externally removable Pilotstat power unit; pilot flow adjustment screw. Complete safety shutoff on pilot flame failure. Lite-Rite (Off Pilot-On) lighting sequence.

These combination gas controls are easy to install, adjust, and service. Gas cock knob, wiring connections, pressure regulator, pilot gas adjustments, and thermocouple connection are all on top of control for easy access. Valve operators and pressure regulators are easily replaced with a screwdriver.

| Model No. | Inlet-Outlet Size (In.) | A.G.A. Certified Capacity | | Pressure Reg. Setting | | Type of Gas | Includes |
|---|---|---|---|---|---|---|---|
| | | cfh | $m^3/hr$ | In. wc | kPa | | |
| VS820A 1054 | 3/4 x 3/4 | 335 | 9.5 | 3.5 | 0.87 | Nat. | Two 3/4 x 1/2" and One 1/2 x 3/8" Reducer Bushings Adapters[2] |

[1] 1,000 BTU/Ft.3, 0.64 sp gr natural gas at 1 wc pressure drop (37.3M J/m3, 0.64 sp gr nat. gas at 0.25 kPa press. drop).

[2] Use of reducer bushings resulting in 3/4 x 1/2" inlet-outlet size reduces capacity to 225 cfh (6.4m3/Hr.); use of reducer bushings resulting in 1/2 x 3/8" inlet-outlet reduces capacity to 110 cfh (3.1m3/Hr.).

| STD PKG | U/M | BERCOR NUMBER | DESCRIPTION | PC-1 L/CTN | PC-2 F/CTN |
|---|---|---|---|---|---|
| 12 | EA | 73950 | VS820A1054/U GAS CONTROL | | |

# Honeywell WT8840 Water Heater Control



The WT8840 is designed for use in a standing pilot application using an immersion well for water temperature sensing. The temperature sensor reads water temperatures within the appliance up to 221° F.

| Model Number | Honewell Part Number | Bradford White Part Number |
|---|---|---|
| **WT8840A1000/U** | WV8840A1000 | 222-47463-01A |
| (1 in. Insulation) | WV8840A1001 | 222-47463-01E |
| **WT8840A1500/U** | WV8840A1050 | 222-47463-02A |
| (2 in. Insulation) | WV8840A1051 | 222-47463-02E |

### Specifications

- **Temperature Rating**
  Ambient: 32° F to 150° F
  Thermal Cut Out Limit: 189° F
- **Setpoint Temperature Range:** 55° F to 155° F
- **Pressure Regulator Setting (psi):** 4.0 in. wc

| STD PKG | U/M | BERCOR NUMBER | DESCRIPTION | PC-1 EACH |
|---|---|---|---|---|
| 6 | EA | 73959 | WT8840A1000/U 1" BRADFORD WHITE WATER HEATER GAS VALVE | |
| 6 | EA | 73960 | WT8840A1500/U 2" BRADFORD WHITE WATER HEATER GAS VALVE | |

# 700-200 Series Gas Controls

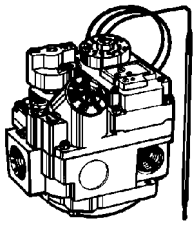

The VH700-200 series Snap-Action hydraulic, combination heating gas burner controls are thermostatically operated by remote sensing bulb.

Two remote bulb types are available for this series. Models with the temperature adjusting dial on the valve has a 36" capillary. Models with remote temperature adjustment have dual capillaries. An 18" capillary runs from the valve to the sensing bulb and a 48" capillary runs from the bulb to the remote dial.

This control combines a manual valve, automatic pilot, pressure regulator (optional by model) snap-acting hydraulic operator, pilot outlet, filter, and adjustment key. All models have 3 position outlet. The automatic pilot valve is separate from the gas cock and provides gas shutoff in case of pilot outage. The electro magnet, A1750-018, is field replaceable.

| Model No. | Factory Model | Inlet Size NPT (In.) | 3 Position Outlet FPT** | Internal Capillary Length (In.) | Pressure Regulator Setting | Capacity* |
|---|---|---|---|---|---|---|
| 700-202 | 7000ASR | 1/2 | 1/2 | 36 | 3.5" W.C., Nat. Gas | 100,000 |

* BTU/Hr. natural gas 1000BTU/Cu. Ft. 0.64 sp. gr. nat. gas @ 1" w.c. pd.

** Includes (2) 1/2 to 3/8 NPT reducer bushings.

| STD PKG | U/M | BERCOR NUMBER | DESCRIPTION | PC-1 EACH |
|---|---|---|---|---|
| 8 | EA | 77298 | 700-202 R/S HYDRO VALVE | |

# 700-400 Series Gas Controls

## 24 Volt Combination Gas Valves



The 700-400 Series feature a manual valve (gas cock), an automatic pilot valve, inlet/outlet screens, pilot outlet, pilot gas filter, and pilot adjustment key. The control can be mounted in any position except upside down. The automatic pilot valve is separate from the gas cock and provides gas shut-off in case of pilot outage.

**Electrical Rating:** 12 VDC–0.18amps, 24VAC–0.2amps, 50/60 Hz
**Pilot Outlet:** 1/4 Tubing
**Gas Cock Dial Marking:** Off-Pilot-On
**Terminal Type:** Combination Screw/Spade
**Ambient Temperature:** -40° to 175° F
**Maximum Inlet Pressure:** 14" w.c. (1/2 Psi)

| Model No. | Factory Model | Inlet Size (In) | Pressure Regulator Setting | Capacity | Outlet Size (In) | Reducer Bushing (NPT) | Side Outlets |
|---|---|---|---|---|---|---|---|
| 700-401 | 7000BER | 1/2 | Uni-Kit | 240,000 | 3/4 | 1 | Straight-thru |
| 700-402 | 7000BER | 1/2 | Uni-Kit | 240,000 | 3/4 | 1 | 1/2" |
| 700-406 | 7000BER | 3/4 | Uni-Kit | 300,000 | 3/4 | 2 | Straight-thru |
| 700-442 | 7000ERHC-57C | 1 | 3.5" W.C. Nat. Gas | 720,000 | 1 | None | Straight-thru |

| STD PKG | U/M | BERCOR NUMBER | DESCRIPTION | PC-1 EACH |
|---|---|---|---|---|
| 1 | EA | 77248 | 700-401 R/S COMBINATION VALVE | |
| 1 | EA | 77249 | 700-402 R/S COMBINATION VALVE | |
| 1 | EA | 77251 | 700-406 R/S COMBINATION VALVE | |
| 1 | EA | 77252 | 700-442 R/S COMBINATION VALVE | |

# 700-500 Series Gas Controls



700 millivolt heating gas burner controls.
**Electrical Rating:** 250 MV to 750 MV
**Pressure Regulator Operating Range** (Optional by Model): Factory set @ 3.5" W.C.
**Pilot Outlet:** 1/4" tubing.
**Ambient Temperature:** -40° to 175° F
**Max. Inlet Pressure:** 14" W.C. (1/2 PSI)
**Gas Cock Dial Marking:** Off-Pilot-On
**Terminal Type:** 1/4" Spade

| Model No. | Factory Model | Inlet Size FPT | 3-Position Outlet | | Pressure Regulator Setting | Capacity[1] |
|---|---|---|---|---|---|---|
| | | | Straight Through FPT | Side FPT with Plugs | | |
| 700-506 | 7000MVR | 3/4 | 3/4 | Straight-Thru | 3.5" W.C. Nat. Gas | 300,000 |

[1] 1000 BTU/Cu. Ft. 0.64 sp. Gr. Natural gas or 2500 BTU/Cu. Ft. 1.53 sp. Gr. L.P. gas @ 1" W.C. pd.

| STD PKG | U/M | BERCOR NUMBER | DESCRIPTION | PC-1 EACH |
|---|---|---|---|---|
| 1 | EA | 77258 | 700-506 R/S COMBINATION VALVE | |

# 712 Series Flame Rectification Kits

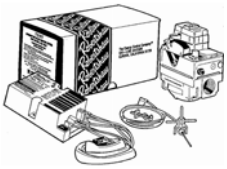

### Model 712-016

Natural gas only, non-lockout, and pressure regulator is factory-set at 3.5" W.C. Field adjustable 3" to 7" W.C
**Gas Valve:** 7000D (700-056) 3/4" x 3/4"
**Ignition Unit:** SP715 (780-715) Non-lockout.
**CAUTION:** Do not use on L.P. gas applications.

### Model 712-017

Natural gas only, non-lockout, and pressure regulator is factory-set at 3.5" W.C. Field adjustable 3" to 7" W.C.
**Gas Ignition:** 7100D (700-070) 1/2" x 3/4"
**Ignition Unit:** SP715 (780-715) non-lockout.
**CAUTION:** Do not use on L.P. gas applications.

| STD PKG | U/M | BERCOR NUMBER | DESCRIPTION | PC-1 EACH |
|---|---|---|---|---|
| 1 | EA | 77215 | 712-016 3/4 IN X 3/4 IN R/S IGNITION SYSTEM | |
| 1 | EA | 77216 | 712-017 1/2 IN X 3/4 IN R/S IGNITION SYSTEM | |

# 720 Series Pilot Ignition Gas Valve



The 720 Series Valves are designed for intermittent pilot ignition applications. The valve incorporates a manual valve, pilot valve, dual automatic valves (2), and a main gas pressure regulator.

The 720 Series Valves are designed for many residential applications such as central heating units, space heaters, wall heaters, boilers, and mobile home furnaces. The valves have a compact swing radius of only 3-9/16" to enable it to fit a wide range of OEM replacement applications.

All the wiring connections, manual selector, and adjustments are readily available on the top of the control.
**Inlet Size:** 1/2"
**Outlet Size:** 3/4"
**Electrical Rating:** 24Vac, 50/60 Hz., .45 amp
**Ambient Temperature Range:** -40 to +175° F
**Maximum Inlet Pressure:** 14" w.c. (1/2 PSI)

| STD PKG | U/M | BERCOR NUMBER | DESCRIPTION | PC-1 EACH |
|---|---|---|---|---|
| 1 | EA | 77243 | 720-079 R/S GAS VALVE | |

# 720 Series Dual Valve Gas Controls

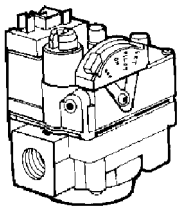

The 720 Series Dual Valve Gas Controls are designed for a wide variety of heating applications and can be used to replace most constant pilot valves, including dual valve (six function) model.

The 720 Series constant pilot gas valve is a six function valve incorporating a manual valve, safety shutoff magnet, dual automatic valves, main gas regulator, and pilot adjustments.

The 720 Series feature an integral manual selector used to select from the 4 gas flow positions: Off, On, Pilot, and Set. The Set position provides pilot only gas flow during magnet energizing and lock up. Built-in stops serve to prevent accidental setting to the Off position.

The wiring connections, manual selector, and adjustments are easily accessible on top of the valve. With a 3-9/16" swing radius, the 720 series lends itself well to replacing OEM valves. Controls are multiposition and can be mounted in any position (except upside down).

**Electrical Ratings:** 24Vac, 5 amps, 50/60 Hz
**Ambient Temperature:** -40 to 175° F
**Maximum Inlet Pressure:** 14" w.c. (1/2 PSI)

| Model No. | Factory Model | Inlet Size (FPT) | Outlet Size (FPT) | Straight Through | Side Outlet 1/2" FPT with Plugs | Pressure Regulator Setting | Capacity* | Reducer Bushings Included |
|---|---|---|---|---|---|---|---|---|
| 720-400 | 7200ER | 1/2" | 3/4" | X | | UNI-KIT | 150,000 | (1) 3/4"x 1/2"<br>(1) 1/2" x 3/8"<br>(1) 3/4" x 3/8" |
| 720-402 | 7200ER | 1/2" | 3/4" | | X | UNI-KIT | 150,000 | (1) 3/4" x 1/2" |
| 720-406 | 7200ER | 3/4" | 3/4" | X | | UNI-KIT | 150,000 | (2) 3/4" x 1/2" |

* 1,000 BTU/Cu. Ft. 0.64 Sp. Gr. natural gas, or 2,500 BTU/Cu./Ft. 1.53 sp. gr. L.P. gas @ 1" W.C. pd.

| STD PKG | U/M | BERCOR NUMBER | DESCRIPTION | PC-1 EACH |
|---|---|---|---|---|
| 1 | EA | 77244 | 720-400 R/S GAS VALVE | |
| 1 | EA | 77245 | 720-402 R/S GAS VALVE | |
| 1 | EA | 77246 | 720-406 R/S GAS VALVE | |

# 780 Series Gas Ignition Controls




**780-002/780-735**
This kit has a lockout feature to shut off all gas to the furnace should pilot ignition fail to occur after a predetermined time period. The 780-002 provides 3 tries for ignition, each ignition period is 90 seconds followed by a 6 minute time delay between ignition attempts. After 3 tries if no pilot flame is sensed, unit goes into lockout and must be reset at the thermostat.

**780-715**
The automatic recycle features assure that in the event of flame failure main gas is disabled and the spark repetition sequence is restarted until pilot gas is ignited. Only after pilot ignition has been re-established can main gas be returned to the burner.

Replaces one rod and/or two rod systems.
Reduces truck stock inventory, saving space and money.
Induces vent damper adaptor assembly.
Easy to install with complete in-depth installations instructions.
**Input Voltage:** 24 VAC to 50/60 Hz
**Transformer:** 24 VAC/20 VA
**Pilot Valve, Main Valve:** 1.5 at .4 PF
**Spark Rate:** 3 to 4 sparks per second

| STD PKG | U/M | BERCOR NUMBER | DESCRIPTION | PC-1 EACH |
|---|---|---|---|---|
| 1 | EA | 77202 | 780-715 GAS IGNITION CONTROL REPLACES SP-715 (ARMSTRONG) | |
| 1 | EA | 77203 | 780-002 GAS IGNITION CONTROL REPLACES SP-735 (ARMSTRONG) | |
| 1 | EA | 77201 | 780-735 GAS IGNITION CONTROL | |

# 36C Gas Valves

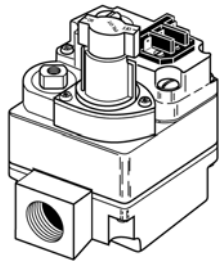

For general purpose replacement. Valve may be mounted in any position except upside down. Both main valve seat and line-interrupter seal with line pressure, assuring positive gas seal-off. Inlet screen, pilot gas filter and top operated main valve provide maximum protection against chips and dirt. Gas cock knob, pilot adjust screw and regulator adjustment are on top of control.

**Electrical Rating:** 0.23 amps
**Ambient Operating Range:** -40 to +175° F.
**Maximum Pressure Rating:** 1/2 PSI (14.0" W.C.)
**Pilot Gas Connection:** 1/4" compression fitting furnished.
**Pressure Tap:** 1/8" NPT.
**Coil Voltage:** 24 VAC

| Model No. | Applicatin | Inlet-Outlet Pipe Size (In.) | Reducer Bushing Kit Furnished | Opening Characteristic | 1" Pressure Drop Capacity (Nat Gas) BTU/Hr. |
|---|---|---|---|---|---|
| 36C03-300 | Standing Pilot | 1/2 x 3/4 | Yes | Fast Open | 230,000 |
| 36C03-333 | Standing Pilot | 1/2 x 3/4 | Yes | Fast Open | 230,000 |
| 36C03-433 | Standing Pilot | 3/4 x 3/4 | Yes | Fast Open | 280,000 |
| 36C94-303 | Intermittent Ignition | 1/2 x 3/4 | No | Delay Slow | 230,000 |

| STD PKG | U/M | BERCOR NUMBER | DESCRIPTION | PC-1 1-5 | PC-2 6 |
|---|---|---|---|---|---|
| 1 | EA | 75526 | 36C03-300 1/2IN X 3/4IN GAS VALVE (NAT/LP) | | |
| 1 | EA | 75527 | 36C03-333 1/2IN X 3/4IN GAS VALVE (NAT/LP) | | |
| 1 | EA | 75528 | 36C03-433 3/4 X 3/4 GAS VALVE (NAT/LP) | | |
| 1 | EA | 75820 | 36C94-303 1/2IN X 3/4IN 24VAC GAS VALVE | | |

## White-Rodgers 36E Gas Valves

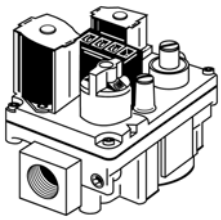

The 36E Redundant Gas Valve is a compact multifunction valve designed to meet the requirements for use with all types of intermittent ignition systems (cycle-pilot, proven pilot, direct spark ignition and hot surface ignition).

### Features

- Poppet style manual valve (capable of withstanding high inlet pressures).
- Conical inlet and outlet screens protected from pipe damage.
- Direct acting solenoid valve with high sealing force.
- Controlled gasket clinch between castings to withstand high inlet pressures.
- May be mounted horizontal, vertical and 90° from horizontal.
- Electrical Ratings: 0.54 amps.
- Regulator Adjustment Range: Natural gas, 2.5 to 5.0" W.C.
- L.P. gas, 7.5 to 12.0" W.C.
- Ambient Operating Range: -40 to +175° F.
- Maximum Pressure Rating: 1/2 PSI (14.0" W.C.)

| Model No. | Capacity A.G.A. Standard Gas | Electrical Connection | Regulator Setting (In. W.C.) | Step Opening | Gas Type | System Usage | Reducer Bushing Kit | Side Taps |
|---|---|---|---|---|---|---|---|---|
| 36E86-302 | 140,000 | F115-0087 | 3.5 | Fast Open No Step | Natural | Cycle Pilot | Yes | Yes |

| STD PKG | U/M | BERCOR NUMBER | DESCRIPTION | PC-1 1-5 | PC-2 6 |
|---|---|---|---|---|---|
| 1 | EA | 75597 | 36E86-302 1/2IN X 3/4IN GAS VALVE (NATURAL) | | |

## White-Rodgers 36H Gas Valves



The 36H series combination gas valve is designed with redundant and main solenoid valves that control gas flow to the main burners, a pressure regulator to maintain a constant outlet pressure, and a two position on/off switch for electrical shutoff.

**Type of Gas:** Natural Gas
**Ambient Temperature:** -40° to 175° F
**Pressure Rating:** 14" W.C. (1/2 PSI) max.
**Voltage:** 24 VAC
**Frequency:** 50/60 Hz
**Stages:** Single
**Proven Pilot:** Yes
**Pressure:** Natural
**Regulator:** 2.5-5.0" W.C.
**Pipe Size:** 3/4" x 3/4" NPT
**Capacity (BTU/Hr) at 1" Pressure Drop Across Valve:** 300,000

| STD PKG | U/M | BERCOR NUMBER | DESCRIPTION | PC-1 1-5 | PC-2 6 |
|---|---|---|---|---|---|
| 1 | EA | 75781 | 36H32-304 1/2IN X 3/4IN 24 VAC GAS VALVE | | |
| 1 | EA | 75782 | 36H33-412 3/4IN X 3/4IN 24 VAC GAS VALVE | | |
| 1 | EA | 75822 | 36H32-423 3/4IN X 3/4IN 24V NAT/LP UNIVERSAL GAS VALVE | | |
| 1 | EA | 75823 | 36H64-463 3/4IN X 3/4IN 24V 2 STAGE GAS VALVE | | |

# White-Rodgers 36J Series Gas Valves



The 36J is a combination gas control valve designed for use with non-piloted intermittent ignition systems. The control is designed to meet today's maximum capacity, smaller size and high efficiency gas systems.

**Features**

- Inlet and outlet screens.
- Quiet redundant
- Built-in pressure tap
- Quick-connect terminals (1/4")

**Type of Gas:** Natural gas
LP gas (conversion kit included)
**Ambient Temperature:** -40 to 175° F
**Max Pressure Rating:** 1/2" PSI (14.0" W.C.)
**Electrical Rating:**
Single-stage 24V, 50/60Hz at .3A
Two-stage 24V, 50/60Hz at .43A

| Model Number | Opening Characteristic | Regulator Setting | Regulator Adjustment Range | | Flow Direction | Reducer Bushing Kit |
|---|---|---|---|---|---|---|
| | | | Natural | LP | | |
| 36J22-214 | Fast Opening | 3.5" | 2.5"-5.0" | 7.0"-12.0" | Straight Through | Yes |
| 36J24-214 | Slow Opening | 3.5" | 2.5"-5.0" | 7.0"-12.0" | Straight Through | Yes |
| 36J54-214 | 2-Stage, Fast Opening | Low 1.5", High 3.5" | 2.5"-5.0" | 6.0"-12.0" | Straight Through | Yes |
| 36J55-214 | 2-Stage, Slow Opening | Low 1.5", High 3.5" | 2.5"-5.0" | 6.0"-12.0" | Straight Through | Yes |
| 36J24-614 | 2-Stage, Slow Opening | 3.5" | 2.5"-5.0" | 7.0"-12.0" | 90° Bottom Outlet | No |
| 36J55-614 | 2-Stage, Slow Opening | 3.5" | 2.5"-5.0" | 6.0"-12.0" | 90° Bottom Outlet | No |

| STD PKG | U/M | BERCOR NUMBER | DESCRIPTION | PC-1 1-5 | PC-2 6 |
|---|---|---|---|---|---|
| 1 | EA | 75839 | 36J22-214 1/2IN X 1/2IN SNGL STG UNIVERSAL COMBINATION GAS VLV | | |
| 1 | EA | 75837 | 36J24-214 1/2IN X 1/2IN UNIVERSAL COMBINATION GAS VALVE | | |
| 1 | EA | 75841 | 36J54-214 1/2IN X 1/2IN 2STG COMBINATION GAS VALVE | | |
| 1 | EA | 75842 | 36J55-214 1/2IN X 1/2IN 2STG COMBINATION GAS VALVE | | |
| 1 | EA | 75840 | 36J24-614 1/2IN X 1/2IN SNGL STG COMBINATION GAS VALVE | | |
| 1 | EA | 75843 | 36J55-614 1/2IN X 1/2IN 2STG COMBINATION GAS VALVE | | |

# White-Rodgers 37C Water Heater Gas Valves



- Automatic shut-off of main and pilot gas in the event of pilot failure
- Built-in E.C.O. (Energy Cut Off) non-cycling high limit
- Pilot gas cock with safe lighting feature and filter temperature adjustment
- Manifold pressure tap

**Inlet Size:** 1/2" NPT
**Outlet Size:** 1/2" inverted flare
**Outlet Adapter Fittings:** 1/2" inverted flare x 3/8" NPT reducer
**Adapter:** 1/2" x 1/2" inverted flare outlet extension adapter
**Mounting:** 3/4" NPT, 4-1/2" bulb insertion length
**Pilot Connection:** 1/4" compression fitting

| STD PKG | U/M | BERCOR NUMBER | DESCRIPTION | PC-1 1-5 | PC-2 6 |
|---|---|---|---|---|---|
| 1 | EA | 75826 | 37C73U-170 1/2IN N.P.T. INLET NAT GAS ONLY WATER HEATER CONTROL | | |
| 1 | EA | 75827 | 37C73U-173 1/2IN N.P.T. INLET NAT GAS ONLY WATER HEATER CONTROL | | |

# Jackes-Evans Valves and Coils



Select one valve body MM number and one coil MM number to make a complete assembly. These valve bodies and coils cannot be interchanged with the "J" series valves.

### Application Group

**Group A**: Water, air, light oils, Nos. 1 and 2 fuel oil, industrial gas, brine, and other non-corrosive fluids at temperatures from -20 to +240 ° F.
**Group C**: Water and steam service at 240° F, 1 to 10 psi steam.



### Diaphragm Symbol Identification

**T-F:** Teflon Coated Fiberglass
**B-N**: Nylon Reinforced BUNA "N"

### Valve Selection Chart

| Model No. | Application Group | Connector (In.) | Orifice (In.) | Differential Op. Pressure | | CV | Max. Temp.(°F) | Diaphragm | Watts AC |
|---|---|---|---|---|---|---|---|---|---|
| | | | | Min. | Max. | | | | |
| GP200 | A | 1/4 NPT | 5/16 | 1 | 150 | .98 | 225 | B-N | 9 |
| GP400 | A | 1/2 NPT | 1/2 | 1 | 150 | 3.60 | 225 | B-N | 9 |
| GP407 | C | 1/2 NPT | 1/2 | 1 | 150 | 3.60 | 240 | T-F | 9 |
| GP600 | A | 3/4 NPT | 3/4 | 1 | 150 | 7.40 | 225 | B-N | 9 |
| GP607* | C | 3/4 NPT | 3/4 | 1 | 150 | 7.40 | 240 | T-F | 9 |
| GP10 | A | 1 NPT | 1 | 1 | 150 | 12.20 | 225 | B-N | 9 |

* Supplied with stainless seats as standard.

### GP Valve Bodies

| STD PKG | U/M | BERCOR NUMBER | DESCRIPTION | PC-1 EACH |
|---|---|---|---|---|
| 1 | EA | 77538 | GP200 1/4IN JE VALVE | |
| 1 | EA | 77543 | GP400 1/2IN JE VALVE | |
| 1 | EA | 77544 | GP407 1/2IN JE VALVE | |
| 1 | EA | 77546 | GP600 3/4IN JE VALVE | |
| 1 | EA | 77547 | GP607 3/4IN JE VALVE | |
| 1 | EA | 77549 | GP10A 1IN JE VALVE | |

### G23 Coils

| | | | | |
|---|---|---|---|---|
| 1 | EA | 77558 | G23 24V JE COIL | |
| 1 | EA | 77559 | G23 110-120V JE COIL | |
| 1 | EA | 77560 | G23 208-240V JE COIL | |

# RV-48 Pressure Regulator



**Capacities:** to 230 CFH
**Inlet Pressure:** to 1/2 PSI
**Outlet Pressure:** 3 to 6" w.c.

| STD PKG | U/M | BERCOR NUMBER | DESCRIPTION | PC-1 EACH |
|---|---|---|---|---|
| 1 | EA | 75649 | RV48-44-0046 1/2IN POPPET DESIGN PRESSURE REGULATOR | |

# RV52, RV53, and RV81 Pressure Regulators



**Maximum Op. Inlet Pressure:** 1/2 PSI.
**Outlet Pressures:** 3.0 to 6.0" w.c.
**Temperature Limits:** -40 to +205° F.

| Model No. | Pipe Size | A.G.A. Max. | Pressure Drop* (inches w.c.) | | | | | | | | | |
|---|---|---|---|---|---|---|---|---|---|---|---|---|
| | | | 0.1 | 0.2 | 0.3 | 0.4 | 0.5 | 0.6 | 0.7 | 0.8 | 0.9 | 1.0 |
| RV52 | 1/2 x 1/2<br>3/4 x 3/4 | 450 | 151 | 214 | 262 | 302 | 338 | 370 | 400 | 427 | 453 | |
| RV53 | 1 x 1 | 710 | 217 | 306 | 375 | 433 | 484 | 530 | 573 | 612 | 650 | 684 |
| RV81 | 1-1/4 x1-1/4 | 2500 | 780 | 1102 | 1350 | 1559 | 1743 | 1909 | 2062 | 2204 | 2339 | 2465 |

* Capacities expressed in $ft.^3/h$-0.64 sp. gr. gas.

| STD PKG | U/M | BERCOR NUMBER | DESCRIPTION | PC-1 EACH |
|---|---|---|---|---|
| 1 | EA | 75650 | RV52-44-015 1/2IN STRAIGHT-THRU-FLOW PRESSURE REGULATOR | |
| 1 | EA | 75652 | RV52-66-015 3/4IN STRAIGHT-THRU-FLOW PRESSURE REGULATOR | |
| 1 | EA | 75653 | RV53-88-0002 1IN STRAIGHT-THRU-FLOW PRESSURE REGULATOR | |
| 1 | EA | 75655 | RV81-1010-0014 1-1/4IN STRAIGHT-THRU- FLOW PRESSURE REGULATOR | |

# 325 Appliance Pressure Regulators

## Complies with CSA, 6.3 (ANSI Z 21.18)



A high performance regulator that can be used as a single-stage regulator reducing from pounds pressure to normal burning pressure, or as a first stage regulator of a 2-stage system on equipment already fitted with an appliance regulator.

For use on industrial pilots, commerical range, baking ovens, large water heaters, boilers, unit heaters, steam generators, and furnaces.

**Inlet Pressures:** to 10 PSI
**Outlet Pressures:** 2 in. w.c. to 2 PSI
***NOTE:*** *These regulators provide no downstream over pressure protection in the event of failure. They should not be used if the appliance that controls downstream will not safely contain gas when exposed to supply pressure. Suitable for dead-end lock-up.*

| Model No. | Pipe Size | Pressure Drop (In.) | | | | | | Pressure Drop (PSI) | | |
|---|---|---|---|---|---|---|---|---|---|---|
| | | .3 | .5 | 1.0 | 3.0 | 5.0 | 7.0 | 1/2 | 3/4 | 1 |
| 325-3 | 3/8 x 3/8 | 30 | 38 | 55 | 95 | 122 | 145 | 204 | 250 | 289 |
| 325-3 | 1/2 x 1/2 | 38 | 38 | 55 | 95 | 122 | 145 | 204 | 250 | 289 |
| 325-5 | 1 x 1 | 70 | 90 | 128 | 221 | 286 | 338 | 476 | 583 | 673 |
| 325-5A | 3/4 x 3/4 | 70 | 90 | 128 | 221 | 286 | 338 | 476 | 583 | 673 |

**NOTE**: Capacities are expressed in ft3/h; 0.64 sp. gr. gas.

| STD PKG | U/M | BERCOR NUMBER | DESCRIPTION | PC-1 EACH |
|---|---|---|---|---|
| 1 | EA | 75656 | 325-3-33-0013 3/8IN LEVER ACTING CERT TO 5 PSI APPLIANCE REGULATOR | |
| 1 | EA | 75654 | 325-3-44-0008 1/2IN LEVER ACTING CERT TO 5PSI APPLIANCE REGULATOR | |
| 1 | EA | 75666 | 325-3-44-0043 1/2IN 5IN-9IN SPRING 2PSI REGULATOR | |
| 1 | EA | 75701 | 325-5-88-0003 1IN ANSI Z21.18 CERTIFIED APPLIANCE REGULATOR | |
| 18 | EA | 75659 | 325-5-66-0003 3/4IN LEVER ACTING CERT TO 5 PSI APPLIANCE REGULATOR | |

*For use on systems under 250,000 BTU.

# 325 Line Pressure Regulators

## CSA Certified (ANSI Z21.80)



- Designed for multi-poise mounting
- Self-aligning valve with lever action for dead end lockup
- Durable, corrosion-resistant construction
- High performance type for pounds to inches reduction

**Inlet Pressure:** 2 psi
**Outlet Pressure Range:** 7 to 11 inches w.c.
Gases: intended for application in natural and LP gas piping systems up to 2 psi
**Ambient Temperature Limits:** -40° to 205° F

| Model Number | Pipe Size | Outlet Pressure Set Point (w.c.) | Operating Inlet Pressure (psi) | | | | | Pressure Drop (In W.C.) | Pressure Drop (psi) | | |
|---|---|---|---|---|---|---|---|---|---|---|---|
| | | | 1/2 | 3/4 | 1 | 1-1/2 | 2 | 7.0 | 1/2 | 3/4 | 1 |
| 325-3L | 1/2 x 1/2 | 10.0 | 110 | 180 | 230 | 250 | 250 | 338 | 204 | 250 | 289 |
| 325-5L | 3/4 x 3/4 | 7.0 | 335 | 475 | 550 | 550 | 550 | 338 | 476 | 583 | 673 |
| | | 10.0 | 250 | 420 | 535 | 550 | 550 | | | | |

* 0.64 sp gr gas expressed in CFH ($m^3h$)

### Line Pressure Regulators

| STD PKG | U/M | BERCOR NUMBER | DESCRIPTION | PC-1 EACH |
|---|---|---|---|---|
| 1 | EA | 75831 | 325-3L-44-NG02 1/2IN ANSI Z21.80 CERT TO 2PSI LINE REGULATOR | |
| 1 | EA | 75832 | 325-5L 3/4IN ANSI Z21.80 CERT TO 2PSI LINE REGULATOR | |

### Vent Protectors

| | | | | |
|---|---|---|---|---|
| 1 | EA | 75833 | 13A15 325-3L VENT PROTECTOR OUTDOOR USE | |
| 1 | EA | 75834 | 13A15-5 325-AL VENT PROTECTOR OUTDOOR USE | |

# R500S Valve Regulator



These regulators are designed for use with infra-red heaters and pilot lines on large industrial heaters and boilers. They may also be used in residential applications.

The design of the valve regulator features double diaphragm balanced valve construction. Intended for use with both main burner and pilot load applications.

**Maximum Inlet Pressure:** .5 psi.
**Outlet Pressures:** to 30" w.c.
**NOTE:** These regulators are not suitable for dead-end lock-up service. They are capable of controlling pressure at very low flows such as standing pilot, but should not be used as a first cut regulator for appliances equipped with electronic ignition.

| Model No. | Pipe Size | Pressure Drop | | | | | | | | | | |
|---|---|---|---|---|---|---|---|---|---|---|---|---|
| | | 0.2" | 0.4" | 0.6" | 0.8" | 1.0" | 1.5" | 2.0" | 2.5" | 3.0" | 3.5" | 4.0" |
| R500S | 3/4 x 3/4 | 196 | 277 | 340 | 392 | 438 | 537 | 620 | 693 | 760 | 820 | 876 |

| STD PKG | U/M | BERCOR NUMBER | DESCRIPTION | PC-1 EACH |
|---|---|---|---|---|
| 1 | EA | 75658 | R500S-66-0015 3/4IN X 3/4IN BALANCED VALVE REGULATOR | |

# Outdoor Vent Protectors

Use on vent opening to protect breather hole from rain, snow, foreign particles, and insects. Must be mounted in an upright position.



13A15 (1/8" NPT)



13A15-5 (3/8" NPT)

| STD PKG | U/M | BERCOR NUMBER | DESCRIPTION | PC-1 EACH |
|---|---|---|---|---|
| 1 | EA | 75833 | 13A15 325-3L VENT PROTECTOR OUTDOOR USE | |
| 1 | EA | 75834 | 13A15-5 325-AL VENT PROTECTOR OUTDOOR USE | |

# Vent Limiting Devices

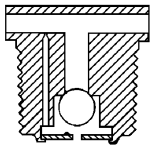

**12A04:** Automatic safety vent limiting device. Ball check permits free inhalation for fast regulator-diaphragm response, on open cycle, but limits gas escapement to safe limits should a diaphragm rupture. Satisfies ANSI Standards for both Class I and II service, natural, and LP gas. Use on RV48, RV52, RV53, and RV61 regulators.
**Escapement rate:** 1.55 CFH natural gas @ 21" w.c. or 1.0 CFH maximum LP gas @ 21" w.c.
**Color**: Brass.
**Orifice**: #78 drill.



**12A06** Fixed orifice equally limits inhalation and escapement. Orifice hole is on side of body under head. Use on RV48, RV52, RV53, and RV61 regulators.
**Escapement Rate:** 1.5 CFH natural gas @ 21" w.c. or 1.0 CFH maximum LP gas @ 21" w.c.
**Color:** Brown.
**Orifice:** #78 drill.



**12A09**: May be used in multi-poise mounting but to achieve quick regulator response it must be mounted in an upright position. Satisfies ANSI Standards for Class III service for natural gas.
**Escapement Rate:** 1.0 CFH maximum @ 2 psi LP and 5 psi natural with 325-3 and 325-3L.
**Color:** Green.
**Orifice Diameter:** 0.0087"



**12A39**: Automatic vent limiting device for use on 325-5A and 325-5AL Pressure Regulators. Ball check permits free inhalation for fast regulator diaphragm response on opening cycle, but limits gas escapement to within ANSI standards should a diaphragm rupture. 3/8 NPT.
**Color:** Brass.

| STD PKG | U/M | BERCOR NUMBER | DESCRIPTION | PC-1 EACH |
|---|---|---|---|---|
| 1 | EA | 75661 | 12A04 OPTIONAL VENT LIMITING DEVICE FOR RV48-RV52-RV53 INDOOR USE | |
| 1 | EA | 75662 | 12A06 OPTIONAL VENT LIMITING DEVICE FOR RV48-RV52-RV53 INDOOR USE | |
| 1 | EA | 75663 | 12A09 OPTIONAL VENT LIMITING DEVICE FOR 325-3 INDOOR USE | |
| 1 | EA | 75664 | 12A39 OPTIONAL VENT LIMITING DEVICE FOR 325-5A INDOOR USE | |

# Regulators

## Propane Only



### LV4403B4 Low Pressure Regulator

Designed to reduce first-stage pressure of 5 to 20 PSIG down to burner pressure, normally 11" w.c. Ideal for medium commercial installations, multiple cylinder installations, and normal domestic loads.

- Inlet Connection: 1/2" F NPT
- Outlet Connection: 1/2"

### LV4403TR4 High Pressure Regulator

Provides accurate first-stage regulation in two-stage bulk tank systems. Reduces tank pressure to an intermediate pressure of 5 to 10 PSIG. Used to supply high pressure burners for applications like industrial furnaces or boilers.

- Inlet Connection: 1/2" F NPT
- Outlet Connection: 1/2" F NPT

### LV4403TR9 Residential Regulator

Provides accurate first-stage regulation in two-stage bulk tank systems. Reduces tank pressure to an imtermediate pressure of 5 to 10 PSIG. Used to supply high pressure burners for applications like industrial furnaces or boilers.

- Inlet Connection: F POL
- Outlet Connection: 1/2" F NPT

| STD PKG | U/M | BERCOR NUMBER | DESCRIPTION | PC-1 EACH |
|---|---|---|---|---|
| 10 | EA | 75636 | LV004403B4 2ND STAGE REGO REGULATOR | |
| 10 | EA | 75637 | LV004403TR4 INDUSTRIAL REGO REGULATOR | |
| 10 | EA | 75702 | LV004403TR9 RESIDENTIAL REGO REGULATOR | |

# SENSUS Gas Pressure Regulators



143



243



496

Sensus service regulators are designed to be installed in numerous mounting positions and are simple to adjust and service. The union nut style connection on the 143-80 makes it especially easy to adjust. These domestic and industrial service regulators can be used in a variety of applications such as factories, foundries, commercial laundries, hotels, schools, hospitals, etc.

Designed for use on all types of gas fueled equipment including boilers, burners, furnaces, ovens, heaters, kilns, engines, etc. Although mainly used with natural gas, they perform as well when used with LPG vapor, air, dry $CO_2$, nitrogen, and other inert gases. Not recommended for buried service.

**Operating Temperature Range**: -20 to 150°F

## Regulators

| Spring/Outlet Range (In.) | STD PKG | U/M | BERCOR NUMBER | DESCRIPTION | PC-1 EACH |
|---|---|---|---|---|---|
| 6 to 14 w.c. | 1 | EA | 75630 | 143-80-2 3/4IN REGULATOR 1/8IN ORIFICE | |
| 6 to 14 w.c. | 1 | EA | 75667 | 143-80-2 3/4IN REGULATOR 5/16IN ORIFICE | |
| 6 to 14 w.c. | 1 | EA | 75631 | 143-80-2 1IN REGULATOR 1/8IN ORIFICE | |
| 6 to 14 w.c. | 1 | EA | 75668 | 143-80-2 1IN REGULATOR 5/16 ORIFICE | |
| 6 to 14 w.c. | 1 | EA | 75632 | 143-80-2 1-1/4IN REGULATOR 3/16 ORIFICE | |
| 6 to 14 w.c. | 1 | EA | 75669 | 143-80-2 1-1/4IN REGULATOR 5/16IN ORIFICE | |
| 6 to 14 w.c. | 1 | EA | 75626 | 243-8-2 1-1/4IN REGULATOR 3/4IN ORIFICE | |
| 6 to 14 w.c. | 1 | EA | 75627 | 243-8-2 1-1/2IN REGULATOR 3/4IN ORIFICE | |
| 6 to 14 w.c. | 1 | EA | 75628 | 243-8-2 2IN REGULATOR 3/4IN ORIFICE | |
| 6 to 14 w.c. | 1 | EA | 75775 | 496 1/2IN STRAIGHT BODY REGULATOR 5/16IN ORIFICE | |
| 6 to 14 w.c. | 1 | EA | 75776 | 496 3/4IN STRAIGHT BODY REGULATOR 5/16IN ORIFICE | |
| 6 to 14 w.c. | 1 | EA | 75777 | 496 1IN STRAIGHT BODY REGULATOR 5/16IN ORIFICE | |

## Spring

| For Use with Regulator No. | Outlet Pressure Range | STD PKG | U/M | BERCOR NUMBER | DESCRIPTION | PC-1 EACH |
|---|---|---|---|---|---|---|
| 143 | 12~B2 to 28~B2 w.c. | 1 | EA | 75640 | 143-62-021-18 ORANGE SPRING | |

## Orifices

| For Use with Regulator No. | Size (In.) | Material | STD PKG | U/M | BERCOR NUMBER | DESCRIPTION | PC-1 EACH |
|---|---|---|---|---|---|---|---|
| 143 | 3/8IN | Aluminum | 1 | EA | 75646 | 143-62-023-44 3/8IN ORIFICE | |
| 143 | 1/4IN | Aluminum | 1 | EA | 75647 | 143-62-023-42 1/4IN ORIFICE | |

# Honeywell Q179A Flame Rectifier Gas Pilots



For intermittent or interrupted ignition; has both flame electrode and ignition electrode.
Combination rectifying flame rod and pilot burner.
For use with suitable electronic relay on industrial or commercial gas burners or gas pilot-ignited oil burners.

Includes natural gas orifice. For LP gas, use 47540 Orifice Assembly (order separately).
Primary-aerated type burner is equipped with stainless steel fins to stabilize flame and provide correct flame rod area to ground area ratio for maximum flame current. Compression coupling for 1/4" OD tubing. Uses Rajah electrical connectors.

**Approximate Gas Consumption:** 2 cu. ft./hr.
**Mounting Means:** Bracket with holes for side mounting, 2 lugs for end mounting.
**Approximate Dimensions:** 4-5/8" H x 1-11/16" W x 3" D.
U.L. Listed.
Industrial Risk Insurers (formerly FIA) acceptable.
Factory Mutual approved.
AGA certified.

| STD PKG | U/M | BERCOR NUMBER | DESCRIPTION | PC-1 EACH |
|---|---|---|---|---|
| 20 | EA | 71270 | Q179A1001/U FLAME RECTIFIER PILOT | |
| 20 | EA | 71271 | Q179A1092/U FLAME RECTIFIER PILOT | |
| 20 | EA | 71272 | Q179B1117/U FLAME RECTIFIER PILOT | |

# Honeywell Q313 Replacement Thermopile Generators



### Q313U 3000

This universal thermopile combines all of the most popular accessories in one package. One model covers nearly any thermopile application. Generates 750mV in a millivolt heating system.

- Includes: Push-in clip, split nut, adapter assembly, and male nut connector for Pilotstat
- Connection: Spade terminal
- Lead Length: 35"

### Q313A 1170

Provides power for a millivoltage, self-powered control system. Easy push-in installation.

- Open Circuit Output: 600–750 mV
- Includes: 35" lead and PG9 adaptor.
- Used with Pilot Burner: Q314, 324, 327, 377, 379, and 382.

| STD PKG | U/M | BERCOR NUMBER | DESCRIPTION | PC-1 L/CTN | PC-2 F/CTN |
|---|---|---|---|---|---|
| 10 | EA | 71515 | Q313A1170/U GENERATOR | | |
| 10 | EA | 71516 | Q313U3000/U UNIVERSAL THERMOPILE GENERATOR | | |

# Honeywell Q314A Pilot Burner



Q314A 4586

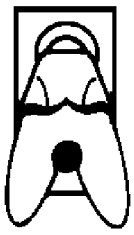

Q314A 4586
Tip Style

Nonprimary-aerated, insert orifice-type pilot burner for main burner ignition with Q340 or Q390 thermocouple for pilot stat safety control operation. Use with Q313 thermopile generator for 750 mV Powerpile applications.
**Type of Gas:** Natural, LP.
**Mounting Bracket:** B
**Includes**: Natural gas orifice, LP gas orifice, 1/4" cc inlet fitting, and special mounting bracket with screws for converting B Bracket.

| STD PKG | U/M | BERCOR NUMBER | DESCRIPTION | PC-1 L/CTN | PC-2 F/CTN |
|---|---|---|---|---|---|
| 10 | EA | 71521 | Q314A4586/U PILOT BURNER | | |

Super Tradeline Model

# Honeywell Q340A and Q390A Thermocouples



### Q340 Universal Thermocouples

For gas-fired heating system applications. Replaces almost any 30 mV thermocouple.
**Mounting Options:** Screw-in type, clamp type, or push-in type.
**Average Operating Life:** 10 years.

### Q390 Thermocouple

For use on gas-fired heating systems as an alternative to the Q340. Bottom lock design provides easy installation in most applications.
**Average Operating Life:** 5 to 7 years.

### Thermocouple Pack*

| STD PKG | U/M | BERCOR NUMBER | DESCRIPTION | PC-1 EACH |
|---|---|---|---|---|
| 1 | PKG | 74128 | Y540A1004/U 100 PACK Q340A 36" THERMOCOUPLE | |

* Pack includes 100 ea. 36" Q340A thermocouple, clips, furnace stickers, and universal adapters.

### Q340A and Q390A Thermocouples

| STD PKG | U/M | BERCOR NUMBER | DESCRIPTION | PC-1 L/CTN | PC-2 F/CTN | PC-3 50 |
|---|---|---|---|---|---|---|
| 10 | EA | 74127 | Q340A1074/U 24" THERMOCOUPLE | | | |
| 10 | EA | 74129 | Q340A1090/U 36" THERMOCOUPLE | | | |
| 10 | EA | 74130 | Q340A1108/U 48" THERMOCOUPLE | | | |
| 10 | EA | 74133 | Q390A1061/U 36" THERMOCOUPLE | | | |

Q340A 1090 and Q340 1108 are Super Tradeline Models.

# Honeywell Q345A Igniter-Sensor



**Q345A 1305**



**Q345A 1305 Tip Style**

Nonprimary-aerated combination pilot burner and igniter. Used with the S86, S860, S8610, or S8670 in intermittent pilot systems. Includes pilot burner with bracket, ceramic-insulated Kanthal flame rod/spark igniter, and ground strap.
**Maximum Temperature Ratings:**
At Electrode Tip: 1775° F.
At Ceramic Insulator: 1250° F.
**Type of Gas:** Natural.
**Mounting Bracket:** B.
**Includes:** 1/4" cc inlet fitting.

| STD PKG | U/M | BERCOR NUMBER | DESCRIPTION | PC-1 EACH |
|---|---|---|---|---|
| 120 | EA | 71526 | Q345A1305/U IGNITER-SENSOR | |

Super Tradeline Model

# Honeywell Q347 Spark Igniter



The Spark Igniter consists of an inner Kanthal electrode with ceramic insulator, bracket, and Kanthal ground strap. It produces spark for ignition of main burner.
**Spark Gap:** 5/32"
**Wiring Connection:** 1/4" stud.

**Mounting Means:** One 3/16" slot and three 3/16" untapped screw holes.
**Mounting Position:** Vertical.
**Maximum Temperature Ratings:**
At Electrode Tip: 1775° F.
At Ceramic Insulator: 1250° F.

| STD PKG | U/M | BERCOR NUMBER | DESCRIPTION | PC-1 EACH |
|---|---|---|---|---|
| 12 | EA | 71540 | Q347A1004/U SPARK IGNITER | |

# Honeywell Glowfly™ Universal Hot Surface Igniter




Glowfly is made from silicon nitride and is less prone to breakage when used in challenging installs. The Glowfly's optimized form factor enables quicker, easier service calls. With six custom designed brackets and their seven configurations, it fits most replacement igniter applications.

### Q3200U Igniter Bracket Replacement Cross Reference[1]

| Manufacturer | OEM # | Q3200U Bracket |
|---|---|---|
| American Road Equip. | 201W | A |
| Arco Air | 1096048 | D |
| | 1380680 | |
| Armstrong Air | 38322B001 | A |
| Carrier/Bryant/Payne | LH33ZS001 | B or E[2] |
| | LH33ZS001A | |
| | LH33ZS002 | |
| | LH33ZS002A | |
| | LH33ZS003 | |
| | LH33ZS003A | |
| | LH33ZS004 | |
| | | |
| Clair Bros. | C-238 | A |
| | C242 | |
| Coleman | 1474-051 | A |
| | 1474-052 | |
| Comfort Maker | 1096048 | D |
| Detroit Radiant | 201D | A |
| DMO Ind. | 20834 | A |
| Dornback Furnace | 271W | A |
| Ducane | 20015201 | B |
| Enero Tech | 10399 | A |
| Evcon | 1474-051 | A |
| | 1474-052 | |
| Evcon Coleman | 025-32625-000 | B |
| Goodman | B1401009 | D |
| | B1401018 | C |
| | B1401018S | D |
| HB Smith | 50018 | A |
| Heil | 1096048 | D |
| Hupp Industries | 09050 | A |
| Intercity | 1009604 | D |
| | 1096048 | |
| Majestic | 75-92-104 | A |
| | 75-92-105 | |
| Metzger | 201N | A |
| | 201W | |
| | | |

| Manufacturer | OEM # | Q3200U Bracket |
|---|---|---|
| Modine | 5H76032A | C |
| Mor-Flo | 3200618 | A |
| | 511-330-193 | B |
| Nordyne | 105141000 | A |
| | 632-0770 | |
| | 632-0880 | |
| Norton/St Gobain | 201 | B |
| | 271 | |
| | 201D | A |
| | 201K | |
| | 201L | |
| | 201N | |
| | 201R | |
| | 201W | |
| | 271N | |
| | 271NM | D |
| | 271P | A |
| | 271W | |
| Raypak | 600915 | B |
| Rheem | 62-22441-01 | A |
| Roberts Gordon | 90434300 | B |
| | 90436600 | A |
| Robertshaw | 41-402 | A |
| | 41-403 | B |
| | 41-404 | B |
| | 41-405 | A |
| | 41-407 | B |
| | 41-408 | A |
| | 41-409 | B |
| | 41-410 | A |
| | 41-412 | D |
| | 41-418 | C |
| Snyder General | 1380654 | B |
| | 1380672 | |
| | 1380680 | |
| Superior Fireplace | 94851 | A |
| | | |

| Manufacturer | OEM # | Q3200U Bracket |
|---|---|---|
| Tempstar | 1096048 | D |
| Trane | 340039P01 | A |
| | B138196P01 | B |
| | B144676P01 | A |
| | B144676P02 | B |
| | B340039P01 | A |
| | IGN23 | A |
| | IGN26 | B |
| | IGN30 | B |
| | IGN34 | A |
| Viessman | 9302-094 | A |
| | 62821-001 | A |
| | 62821-002 | |
| Weil-McLain | 511-330-139 | B |
| | 511-330-190 | |
| | 511-330-193 | |
| White LB | 12-07549 | A |
| White-Rodgers | 767A-301 | A |
| | 767A-303 | F |
| | 767A-306 | A |
| | 767A-311 | |
| | 767A-350 | |
| | 767A-353 | F |
| | 767A-354 | A |
| | 767A-357 | F |
| | 767A-361 | A |
| | 767A-364 | |
| | 767A-366 | |
| | 767A-370 | B |
| | 767A-371 | A |
| | 767A-372 | A |
| | 767A-373 | D |
| | 767A-376 | B |
| | 767A-377 | A |
| | 767A-382 | B |
| Williamson | 9050 | A |
| York | 025-27766-000 | A |
| | 025-27774-000 | |
| | 025-29043-000 | |
| | 025-29050-000 | |

[1] Date subject to change without notice.

[2] For Carrier sealed combustion furnaces, you must use bracket E and retain the existing orange gasket for use with bracket E.

| STD PKG | U/M | BERCOR NUMBER | DESCRIPTION | PC-1 EACH |
|---|---|---|---|---|
| 20 | EA | 71509 | Q3200U1004/U GLOWFLY UNIVERSIAL HOT SURFACE IGNITER | |
| 6 | EA | 71510 | Q3200U2002/U GLOWFLY UNIVERSIAL HOT SURFACE IGNITER 6 PACK | |

## White-Rodgers Standing Pilot Replacement Parts



3098



36C84



5059



760

**BTUH:** 335,000
**Valve Capacity (At Pipe Size):** 3/4" x 3/4"

**CAUTION:** Proper pilot burner placement is essential for safe operation, and smooth main burner ignition. UNDER NO CIRCUMSTANCES should the existing pilot burner be relocated, or an existing factory-installed shield be altered. If pilot burner replacement is necessary, use only the pilot burner approved for installation on that particular make and model appliance.

| STD PKG | U/M | BERCOR NUMBER | DESCRIPTION | PC-1 EACH |
|---|---|---|---|---|
| 1 | EA | 75558 | 3098-156 MERCURY FLAME SENSOR | |
| 1 | EA | 75762 | 36C84-912 3/4IN X 3/4IN NATURAL GAS VALVE | |
| 1 | EA | 75559 | 5059-23 PILOT RELIGHT CONTROL | |
| 1 | EA | 75560 | 760-56 ELECTRODE & WIRE | |

## White-Rodgers 30A46 and 3046 Liquid Filled Gas Pilots



3046



30A46

30A46-5 contacts close approximately 60 seconds after pilot ignites and open 40 seconds after flame is out. 3046-5 prevents gas flow to main burners if pilot flame is insufficient. Contacts close approximately 60 seconds after pilot ignition and open 40 seconds after flame is out.

| STD PKG | U/M | BERCOR NUMBER | DESCRIPTION | PC-1 EACH |
|---|---|---|---|---|
| 1 | EA | 75520 | 3046-5 SCREW MERCURY FLAME SENSOR | |
| 1 | EA | 75521 | 30A46-5 PLUG-IN MERCURY FLAME SENSOR | |

## White-Rodgers GO1A-332 Power Generator

### Replacement for Honeywell Q313A1170 and General 101934



| STD PKG | U/M | BERCOR NUMBER | DESCRIPTION | PC-1 EACH |
|---|---|---|---|---|
| 1 | EA | 75568 | G01A-332 POWER GENERATOR | |

# White-Rodgers 21D64-2 Silicon Nitride Ignitor Upgrade Kit, Universal



### Features
- Upgrade silicon carbide integrated or non-integrated systems to long-lasting and durable nitride
- Robust ignitor design for longer life and fewer callbacks.
- Does not require a sparate power module.
- 3 year warratny.

### Kit Includes
- Nitride ignitor with 15.5" leads
- Universal mounting bracket and screw, mounting adapter bracket, and 2 ceramic wire nuts
- Manufacturer cress-reference
- Instruction booklet
- Nitride upgrade furnace label

### Electrical Ratings
- Input: 102–132 VAC, 60 Hz
- Max. Load Current: 3.0 A @ 132 V AC, 25° C
- Timing Rating: 17 second minimum

| STD PKG | U/M | BERCOR NUMBER | DESCRIPTION | PC-1 EACH |
|---|---|---|---|---|
| 1 | EA | 75764 | 21D64-2 UNIVERSAL IGNITOR UPGRADE KIT | |
| 5 | PKG | 75784 | 21D64-5PK HOTROD UNIVERSAL HOT SURFACE IGNITOR | |

# White-Rodgers Two-Stage HSI Integrated Furnace Control Kits
## 21M51U-843 and 21V51U-843



21M51U-843



21V51U-843

### Features
- 120 VAC ignitor output, two-speed inducer output, humidifier output, and electronic air cleaner output
- 2-stage gas valve output

### Includes
- Ignition control module
- 21D64-2 universal silicon nitride ignitor kit
- Installation instructions and OEM cross reference

### 21M51U-543
- For furnaces with 3-speed PSC circulators
- Replaces: White-Rodgers 50M51-242, 50M61-XXX, and 2-stage, HSI controls with 80 or 120 V ignitor output
- Fuse protection
- Furnace status LED
- Auto 2nd stage delay

### 21V51U-843
- For furnaces with variable speed (ECM) circulators
- Replaces White-Rodgers 50V511-XXX, 50V61-XXX, and 2-stage HSI controls with 80 or 120 V ignitor output

| STD PKG | U/M | BERCOR NUMBER | DESCRIPTION | PC-1 EACH |
|---|---|---|---|---|
| 1 | EA | 75792 | 21M51U-843 2 STAGE 3SPD UNIVERSAL INTEGRATED FURNACE CONTROL KIT | |
| 1 | EA | 75793 | 21V51U-843 VARIABLE SPD UNIVERSAL INTEGRATED FURNACE CONTROL KIT | |

# White-Rodgers 50M56U-843 Single-Stage HSI Integrated Furnace Control Kit

## Universal



### Features
- 3 fan speeds
- Color-coded thermostat connection
- System diagnostics, with fault recall (stored)
- Auto 2nd-stage delay

### Replaces
Virtually all White-Rodgers', competitors', and OEM's single-stage carbide and nitride HSI furnace controls with 80 and 120 V ignitor output.

### Includes
- Ignition control module
- 9 quick-select/quick-connect wiring harnesses
- 21D64-2 universal silicon nitride ignitor kit

| STD PKG | U/M | BERCOR NUMBER | DESCRIPTION | PC-1 EACH |
|---|---|---|---|---|
| 1 | EA | 75809 | 50M56U-843 UNIVERSAL SINGLE STG HSI INTEGRATED FURNACE CONTROL KIT | |

# White-Rodgers Single-Stage HSI Integrated Furnace Control Kits

## OEM Direct Replacements




**50A55-3797**



**50A56-956**




**550A65-5165**



**50M56U-751**

| Model No. | Replaces White-Rodgers Model | Replaces OEM | Ignitor Output | Includes |
|---|---|---|---|---|
| 50A55-3797 | Single-stage, 120 V | Trane | 120 V | See Note |
| 50A56-956 | 50A56-242<br>50A56-243 | York | 120 V | See Note<br>Replacement Control Box |
| 50A65-5165 | Single-stage, 80 V | Trane | 80 V | See Note |
| 50M56U-751 | 50M56-751 | Carrier | 120 V | See Note<br>Interconnect Harnesses<br>Bag of Accessories |

NOTE: All models include ignition control, installation instructions, and OEM cross-reference.

| STD PKG | U/M | BERCOR NUMBER | DESCRIPTION | PC-1 EACH |
|---|---|---|---|---|
| 1 | EA | 75864 | 50A55-3797 120V IGNITOR HSI INTEGRATED FURNACE CONTROL KIT | |
| 1 | EA | 75865 | 50A56-956 HSI INTEGRATED FURNACE CONTROL KIT | |
| 1 | EA | 75866 | 50A65-5165 80V IGNITOR HSI INTEGRATED FURNACE CONTROL KIT | |
| 1 | EA | 75867 | 50M56U-751 HSI INTEGRATED FURNACE CONTROL KIT | |

## White-Rodgers 760-401 Flame Sensor



This flame sensor can be mounted remotely on multiple burner applications or adjacent to ignitor on other applications.

**Features**

- Alumina ceramic insultator
- Kanthal flame rod material that can withstand 1800° F
- Teflon insulated lead wire
- 30" lead length

| STD PKG | U/M | BERCOR NUMBER | DESCRIPTION | PC-1 EACH |
|---|---|---|---|---|
| 1 | EA | 75593 | 760-401 HSI FLAME SENSOR | |

## White-Rodgers H06E Thermocouples

### Universal Replacement



- Stainless steel element construction for prolonged thermocouple life
- Universal adapter fittings included with each kit for replacing thermocouple in most types of pilot burners
- Standard thermocouple 11/32" double lead thread.
- Replaces Honeywell Q34A, Johnson K19, and Robertshaw 1980

| STD PKG | U/M | BERCOR NUMBER | DESCRIPTION | PC-1 EACH |
|---|---|---|---|---|
| 10 | EA | 75805 | H06E-18 18IN 30MV UNIVERSAL THERMOCOUPLE | |
| 10 | EA | 75806 | H06E-24 24IN 30MV UNIVERSAL THERMOCOUPLE | |
| 10 | EA | 75807 | H06E-36 36IN 30MV UNIVERSAL THERMOCOUPLE | |

# White-Rodgers 767A Hot Surface Ignitors and 768 Nitiride Ignitor



767A-357



767A-361 (41-405/I405)



767A-369 (41-401)



767A-370 (41-403, 41-409)



767A-371 (41-402)



767A-372 (41-408)



767A-373 (41-412)



767A-374 (41-406)



767A-376 (41-407)



767A-377 (41-410)



767A-378



767A-381 (41-605)



767A-382 (41-404)



767A-383 (41-411)



768A-844

**767A Hot Surface Ignitors** provide three times more energy than standard pilot burners. These ignitors are rated at 200° C, and are useable with either 15, 17, or 45 second H.S.I. systems.

**768-844 Nitride Ignitor** is an OEM replacement for Lennox models 41K5601, 768-4 and Rheem model 62-24134-02.

| Lead Insulation Temp. Rating | Electrical Connection | STD PKG | U/M | BERCOR NUMBER | DESCRIPTION | PC-1 EACH |
|---|---|---|---|---|---|---|
| 250° C | Receptacle with .093 Male Pins | 20 | EA | 75587 | 767A-357 4-3/4IN IGNITOR LEADS W/CONNECTORS | |
| 250° C | Receptacle with .093 Male Pins | 20 | EA | 75586 | 767A-361 (41-405/I405) 4-3/4IN LEADS WITH CONNECTORS IGNITOR | |
| 200° C | Amp Connection | 20 | EA | 75686 | 767A-369 (41-401) IGNITOR 5-1/2IN LEADS WITH CONNECTORS | |
| 200° C | Amp Connection | 20 | EA | 75687 | 767A-370 (41-403 & 41-409) IGNITOR 5-1/4IN LEADS WITH CONNECTORS | |
| 200° C | Stripped Ends | 20 | EA | 75688 | 767A-371 (41-402) IGNITOR 19-1/8IN STRIPPED LEADS | |
| 200° C | Amp Connection | 20 | EA | 75689 | 767A-372 (41-408) IGNITOR 5-1/4IN WITH CONNECTOR | |
| 200° C | Connector | 20 | EA | 75690 | 767A-373 (41-412) IGNITOR 5-1/4IN CONNECTOR WITH BRACKET | |
| 200° C | Stripped Ends | 20 | EA | 75691 | 767A-374 (41-406) IGNITOR 11IN WITH GASKET | |
| 200° C | Amp Connection | 20 | EA | 75692 | 767A-376 (41-407) IGNITOR 4-1/2IN LEADS WITH CONNECTOR | |
| 200° C | Amp 2-Pin Molex Connector | 20 | EA | 75693 | 767A-377 (41-410) IGNITOR 4-1/2IN LEADS WITH CONNECTOR | |
| 200° C | Matches Amana #20165702 | 20 | EA | 75844 | 767A-378 5.125" (+/-.5") LEADS IGNITOR MINI (0230K00001) | |
| 200° C | Receptacle with 7.5" Male Pins | 20 | EA | 75796 | 767A-381 (41-605) (+/-1") 7 1/2IN LEADS IGNITOR | |
| 200° C | Receptacle with .093 Male Pins | 20 | EA | 75794 | 767A-382 (41-404) 5 1/2IN LEAD WIRE IGNITOR | |
| 200° C | Molex Side Lock, .092 Male Pins | 20 | EA | 75795 | 767A-383 (41-411) 5 1/2IN WIRE LEAD IGNITOR | |
| --- | .084 female sockets | 1 | EA | 75845 | 768A-844 80V SILICON NITRIDE HOT SURFACE IGNITOR | |

# White-Rodgers Silicon Carbide Ignitor Cross Reference

| Manufacturer | OEM # | Suggested Replacement |
|---|---|---|
| Amana | B1336102 | 767A-369 |
| | D99182 | 767A-369 |
| | 1004601 | 767A369 |
| American Appliance | 271B | 767A-374 |
| American Road Equip. | 201W | 767A-371 |
| Armstrong Air | 38322B001 | 767A-371 |
| Arco Air | 1096048 | 767A-373 |
| | 1380680 | 767A-373 |
| Carlin | 87197S | 767A-375 |
| Carrier Corp. | LH33ZS001A | 767A-370 |
| | LH33ZS002 | 767A-370 |
| Claire Brothers | C-238 | 767A-371 |
| | C-242 | 767A-371 |
| Coleman | 1474-051 | 767A-371 |
| | 1474-052 | 767A-371 |
| Comfort Maker | 1096048 | 767A-373 |
| Comfort Zone | 150114-04-01 | 767A-374 |
| Detroit Radiant | 201D | 767A-361 |
| DMO Industries | 20834 | 767A-371 |
| Dornback Furnace | 271W | 767A-371 |
| Ducane | 20015201 | 767A-370 |
| Enerco Tech | 10399 | 767A-371 |
| Evcon | 1474-051 | 767A-371 |
| | 1474-052 | 767A-371 |
| Goodman | B1401009 | 767A-373 |
| HB Smith | 50018 | 767A-361 |
| Heil | 1096048 | 767A-373 |
| Hupp Industries | 09050 | 767A-371 |
| Intercity | 1009604 | 767A-373 |
| | 1096048 | 767A-373 |
| Majestic | 75-92-104 | 767A-371 |
| | 75-92-105 | 767A-371 |
| Metzger | 201N | 767A-371 |
| | 201W | 767A-371 |
| Mor-Flo | 3200580 | 767A-374 |
| | 3200618 | 767A-371 |
| | 3210401 | 767A-374 |
| Nordyne | 105141000 | 767A-371 |
| | 632-0880 | 767A-371 |
| | 632-0770 | 767A-371 |
| Norton | 201 | 767A-370 |
| | 201A | 767A-369 |
| | 201D | 767A-361 |
| | 201J | 767A-374 |
| | 201K | 767A-371 |
| | 201L | 767A-371 |
| | 201M | 767A-374 |
| | 201N | 767A-371 |
| | 201R | 767A-371 |
| | 201W | 767A-371 |
| | 201Y | 767A-374 |
| | 271 | 767A-370 |
| | 271A | 767A-369 |
| | 271P | 767A-361 |
| | 271M | |
| | 271N | |
| | 271NM | |
| | 271W | |
| | 271Y | |
| Perfection Schwank | 108803-G1 | |
| Raypak | 600915 | |
| Rheem | 62-22441-01 | |
| | 62-22441-01 | |
| | 62-22868-82 | |

| Manufacturer | OEM # | Suggested Replacement |
|---|---|---|
| Robertshaw | 41-401 | 767A-369 |
| | 41-402 | 767A-371 |
| | 41-403 | 767A-370 |
| | 41-404 | 767A-370 |
| | 41-405 | 767A-361 |
| | 41-406 | 767A-374 |
| | 41-407 | 767A-376 |
| | 41-408 | 767A-372 |
| | 41-409 | 767A-370 |
| | 41-410 | 767A-377 |
| | 41-411 | 767A-372 |
| | 41-412 | 767A-373 |
| | 41-413 | 767A-375 |
| | 41-414 | 767A-373 |
| Roberts Gordon | 90434300 | 767A-370 |
| | 90436600 | 767A-371 |
| Snyder General | 1380672 | 767A-370 |
| | 1380680 | 767A-370 |
| | 1380654 | 767A-370 |
| Superior Fireplace | 94851 | 767A-371 |
| Tempstar | 1096048 | 767A-373 |
| Trane | B138196P01 | 767A-370 |
| | B144676P01 | 767A-372 |
| | B144676P02 | 767A-370 |
| | B340039P01 | 767A-372 |
| | 340039P01 | 767A-371 |
| | IGN23 | 767A-371 |
| | IGN26 | 767A-370 |
| | IGN26 | 767A-370 |
| | IGN30 | 767A-370 |
| | IGN30 | 767A-370 |
| | IGN34 | 767A-372 |
| Trianco-Heatmaker | 2600-359 | 767A-369 |
| Viessman | 9302-094 | 767A-361 |
| Wayne Home Equipment | 62821-001 | 767A-371 |
| | 62821-002 | 767A-371 |
| Weil-McLain | 511-330-139 | 767A-370 |
| | 511-330-188 | 767A-374 |
| | 511-330-193 | 767A-370 |
| | 511-330-190 | 767A-370 |
| White, LB | 120-07549 | 767A-371 |
| White-Rodgers | 767A-301 | 767A-361 |
| | 767A-303 | 767A-357 |
| | 767A-306 | 767A-361 |
| | 767A-309 | 767A-356 |
| | 767A-310 | 767A-365 |
| | 767A-311 | 767A-366 |
| | 767A-350 | 767A-361 |
| | 767A-353 | 767A-357 |
| | 767A-354 | 767A-361 |
| | 767A-356 | 767A-356 |
| | 767A-357 | 767A-357 |
| | 767A-361 | 767A-361 |
| | 767A-364 | 767A-366 |
| | 767A-365 | 767A-365 |
| | 767A-366 | 767A-366 |
| | 767A-369 | 767A-369 |
| | 767A-370 | 767A-370 |
| | 767A-371 | 767A-371 |
| | 767A-372 | 767A-372 |
| | 767A-373 | 767A-373 |
| | 767A-374 | 767A-374 |
| | 767A-375 | 767A-375 |
| Williamson | 09050 | 767A-371 |
| York | 025-27766-000 | 767A-361 |
| | 025-27774-000 | 767A-361 |
| | 025-29043-000 | 767A-361 |
| | 025-29050-000 | 767A-361 |

NOTE: Ceramic connectors are included (767A-369 thru 767A-372) and can be used if original ignitor has a different connector than the suggested replacement. Retain any brackets used with the original equipment. Replacements do not include brackets.

BASO Gas Products LLC

# J Series Combination Type D10 & D11 Pilot Burners

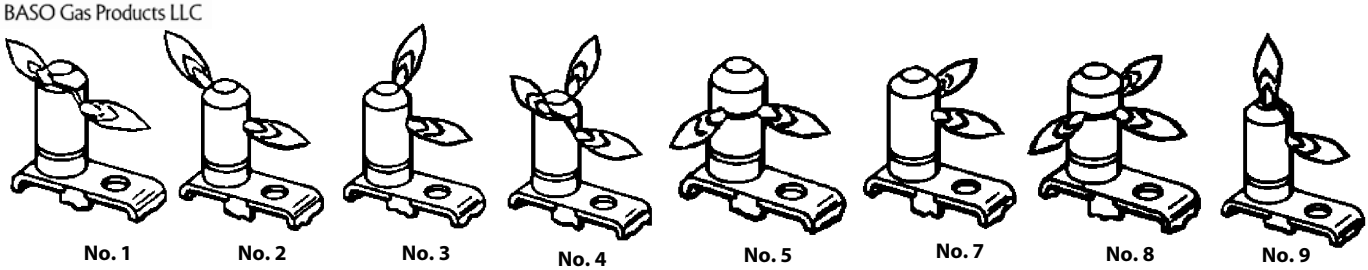

No. 1 No. 2 No. 3 No. 4 No. 5 No. 7 No. 8 No. 9

| Tip Position | STD PKG | U/M | BERCOR NUMBER | DESCRIPTION | PC-1 EACH |
|---|---|---|---|---|---|
| 1 | 1 | EA | 75327 | J991MDA-2H PILOT | |
| 2 | 1 | EA | 75326 | J992MDA-2H PILOT | |
| 3 | 1 | EA | 75325 | J993MDA-2H PILOT | |
| 4 | 1 | EA | 75324 | J994MDA-2H PILOT | |
| 5 | 1 | EA | 75323 | J995MDA-2H PILOT | |
| 7 | 1 | EA | 75321 | J997MDA-2H PILOT | |
| 8 | 1 | EA | 75320 | J998MDA-2H PILOT | |
| 9 | 1 | EA | 75319 | J999MDA-2H PILOT | |

NOTE: Includes two inlet fittings and necessary parts.

BASO Gas Products LLC

# J Series Multi-Mount Universal Pilot Burner



J999MHA



J999MKA

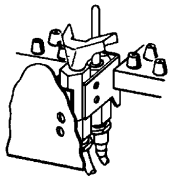

J999MYA

Baso universal replacement pilot burners are supplied in three models. Mounting brackets on all four sides of each burner permit adaptation to most any application.

Features: mounting bracket on all four sides, three tapped holes in each bracket end for vertical adjustment, a natural and LPG orifice supplied, and nuts and bolts furnished in each package.

| Type of Pilot | STD PKG | U/M | BERCOR NUMBER | DESCRIPTION | PC-1 EACH |
|---|---|---|---|---|---|
| Shell | 10 | EA | 75224 | J999MKA-2H MULTIMOUNT PILOT | |
| Y Channel | 10 | EA | 75225 | J999MYA-2H MULTIMOUNT PILOT | |
| L Channel | 10 | EA | 75226 | J999MHA-2H MULTIMOUNT PILOT | |

BASO Gas Products LLC

# Thermopiles



T36A1-1H



T36B0-1H

### T36A1-1H Thermopile

- 600–750 millivolt generator
- Includes thermopile, PG9 adaptor and clip
- Replaces models:
  White-Rodgers: G01A-502
  Robertshaw: A-1950-532
  Honeywell: Q313A1139, Q313A1170, Q313A1188
  Jade Controls: JH-36, JHA-36

### T36B-1H Thermopile

- 250–750 millivolt generator
- Includes thermopile and PG9 adaptor
- Replaces models:
  Robertshaw: 1951-001, 1951-536

| STD PKG | U/M | BERCOR NUMBER | DESCRIPTION | PC-1 EACH |
|---|---|---|---|---|
| 1 | EA | 75328 | T36A1-1H 36IN UNIVERSAL THERMOPILE | |

| | | | | |
|---|---|---|---|---|
| 1 | EA | 75329 | T36B0-1H 36IN UNIVERSAL COAXIAL THERMOPILE | |

BASO Gas Products LLC

## L61 and L62 Series Pilot Switches



L61LL-1C



L62AA



L62GB

Baso automatic pilot switches are wired to interrupt the automatic main gas valve circuit if the pilot flame is extinquished. L61LL-1 is the unversal replacement for Baso 860-1, 861-1, 960-1, and L61LL-3 pilot switches. L62GB-3 replaces L62FA models. A universal mounting bracket is included with L62GB-3 to permit replacing competitive makes.

| Model No. | Reset | 100% Shutoff | Switch Action | Dimensions (In.) | | | Thermocouple Lead | Electrical Ratings |
|---|---|---|---|---|---|---|---|---|
| | | | | Max. Width | Max. Depth | Max. Height | | |
| L61LL-1 | Automatic | No | SPDT | 3-3/8 | 2-3/16 | 3-59/64 | K16BT | At normally closed contact: 125 VA pilot @ 120/240 VAC. At normally open contact: 8 amp, 120 VAC; 4 amp, 240 VAC; 1/4 hp @120/240 VAC |
| L62AA-5 | Manual | No | SPDT | 2-5/8 | 1-11/32 | 4-7/32 | K15D, K19, or K20 | 8 amp, 125 VAC; 3 amp, 250 VAC; 0.06 amp, 230 VDC; 1/4 hp @ 125/250 VAC. |
| L62GB-3 | Manual | Yes | SPDT | 2-13/16 | 2-1/16 | 3-7/16 | K15D, K19, or K20 | 1 amp, 24 VAC; 8 amp, 125 VAC; 4 amp, 250 VAC; 125 VA pilot duy @ 120-240 VAC. |

| STD PKG | U/M | BERCOR NUMBER | DESCRIPTION | PC-1 EACH |
|---|---|---|---|---|
| 1 | EA | 75095 | L62AA-5C SWITCH | |
| 1 | EA | 75096 | L62GB-3C SWITCH | |
| 1 | EA | 75097 | L61LL-1C SWITCH | |

BASO Gas Products LLC

## R43283-2 Copper Compression Nut and Sleeve



For pilot burners. 1/4 compression nut with breakaway sleeve.

| STD PKG | U/M | BERCOR NUMBER | DESCRIPTION | PC-1 EACH |
|---|---|---|---|---|
| 50 | EA | 75275 | R43283-2 1/4 IN (50 EA=1 BOX) CC NUT & SLEEVE | |

BASO Gas Products LLC

## K15 Baso Thermocouples




### K15DA

This thermocouple is used for Series 800, Baso, Basoid, and Basotrol valves and switches.
**Millivoltage Range:** 20 to 28 mV.

### K15FA

Snap-in clip thermocouple for fast, easy assembly for valves, switches, and Basotrol valves with automatic pilots.
**Millivoltage Range:** 20 to 28 mV.

| STD PKG | U/M | BERCOR NUMBER | DESCRIPTION | PC-1 L/CTN | PC-2 F/CTN | PC-3 50 |
|---|---|---|---|---|---|---|
| 10 | EA | 75063 | K15DA-36H THERMOCOUPLE | | | |
| 10 | EA | 75042 | K15FA-36H THERMOCOUPLE | | | |

BASO Gas Products LLC

# K16 Husky™ High Performance Thermocouple

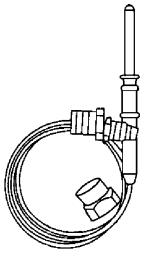

This heavy duty, high output, commercial-industrial thermocouple is a replacement for Baso 17D, 50, 58D, 87D, 88D, 97D, and 107D thermocouples. Will also fit the Baso 19119 pilot burner.

The Husky™ is supplied with adapters to allow the necessary replacement.
**Millivolt Range:** 3–35.

| STD PKG | U/M | BERCOR NUMBER | DESCRIPTION | PC-1 L/CTN | PC-2 F/CTN | PC-3 50 |
|---|---|---|---|---|---|---|
| 10 | EA | 75059 | K16BT-18H THERMOCOUPLE | | | |
| 10 | EA | 75068 | K16BT-36H THERMOCOUPLE | | | |
| 5 | EA | 75069 | K16WT-48H THERMOCOUPLE | | | |

BASO Gas Products LLC

# K19 Universal Replacement Thermocouple

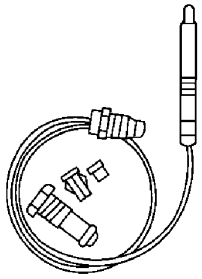

This model fits all pilots including all Baso types and the expecially hard to fit snorkel types. For pilots and standard threads, only the lower nut is needed. A special sliding "quick nut" required only for pilot burners not drilled and tapped with standard threads.
**Millivoltage Range:** 25 to 35.

Use this universal with all Series G and H baso valves, Basoids, and Basotrols with automatic pilot valves as well at automatic pilot valves made by other control manufacturers whose power unit connector is like the Baso series.

Also replaces (check for length) White-Rodgers 21H02E, Honeywell Q340A, ITT/General 2500G and 3000MG, and Robertshaw A1910.

| STD PKG | U/M | BERCOR NUMBER | DESCRIPTION | PC-1 L/CTN | PC-2 F/CTN | PC-3 50 |
|---|---|---|---|---|---|---|
| 10 | EA | 75000 | K19AT-36H UNIV THERMOCOUPLE | | | |

BASO Gas Products LLC

## Y99 Pilot Burner Tubing



| STD PKG | UM | BERCOR NUMBER | DESCRIPTION | PC-1 EACH |
|---|---|---|---|---|
| 1 | EA | 75130 | Y99AR-1H 1/4X60 IN AL TUBE | |

BASO Gas Products LLC

## Y99AN Junction Block Adapter

This adapter will fit any Baso thermocouple lead for conversion to a junction block application.



| STD PKG | U/M | BERCOR NUMBER | DESCRIPTION | PC-1 EACH |
|---|---|---|---|---|
| 1 | EA | 75075 | Y99AN-1H JUNCTION ADAPTOR | |

MA-LINE MONTI AND ASSOCIATES, INC.

## Aluminum Tube Kit



- For pilot line hookup to gas valve
- 5 ft.
- Includes compression fittings

| STD PKG | U/M | BERCOR NUMBER | DESCRIPTION | PC-1 EACH |
|---|---|---|---|---|
| 1 | EA | 54040 | MA-AT14-5 1/4X5FT COIL KIT W/FTGS | |

ADAMS MANUFACTURING COMPANY

## APR Automatic Pilot Relighter



The automatic pilot relight system is activated the instant the gas pilot flame is extinguished. It generates a continuous stream of ignition sparks through the spark gap until the pilot is re-ignited.

| STD PKG | U/M | BERCOR NUMBER | DESCRIPTION | PC-1 EACH |
|---|---|---|---|---|
| 12 | EA | 61760 | APR AUTOMATIC PILOT RELIGHTER | |

## SIG1100 Universal Hot Surface Ignitor



- Designed to replace over 170 original part numbers.
- Engineered reaction bonded silicon carbide design
- Greater physical strength
- Lower power consumption
- Superior gas lighting ability
- Easy installation
- Minimizes inventory

| STD PKG | U/M | BERCOR NUMBER | DESCRIPTION | PC-1 EACH |
|---|---|---|---|---|
| 1 | EA | 94889 | SIG1100 FURNACE IGNITOR | |

## 41-311 Dryer Ignitor Kit
### for Whirlpool



Replaces the following ignitors: 239300, 279185, 239233, 239302, 338900, 338899, 343128, 340607, 687399, 685211, WRC23K. This silicone carbide ignitor kit consists of: (1) WRC23 Ignitor, (2) 686608 Nuts and Wire, (1) 686833 Bracket, and (1) 686953 Screw.

| STD PKG | U/M | BERCOR NUMBER | DESCRIPTION | PC-1 EACH |
|---|---|---|---|---|
| 1 | EA | 65037 | 41-311 WRC23K IGNITOR KIT | |

## Pilot Burner Parts
### for Carrier/BDP

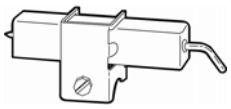

The 10-680 electrode assembly is identical to Carrier/BDP part number LH680512. The 10-680 is designed specifically to fit Carrier-BDP pilot burners part numbers LH68005 and LH33JZ053.

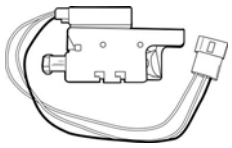

The 1830-620 replacement pilot burner assembly has been developed specifically to replace the Carrier/BDP LH680005 and LH33JZ053. The LH680005 (3-wire) and LH33JZ053 (2-wire) pilot burner assemblies have been sold exclusively by Carrier/BDP for over 20 years.

| STD PKG | U/M | BERCOR NUMBER | DESCRIPTION | PC-1 EACH |
|---|---|---|---|---|
| 10 | EA | 70100 | 10-680 R/S ELECTRODE ASSEMBLY | |
| 1 | EA | 70103 | PS730A/1830-620 2/3 WIRE CARRIER PILOT | |

# Honeywell S87C and D Direct Spark Ignition Control Modules




Provides electronic control of direct spark ignition systems for use on gas-fired furnaces, boilers, and heating appliances. Control ignition sequence and gas control operations. Generate high voltage potential for main burner ignition. Lock out on trial for ignition if main burner fails to ignite. Reset from thermostat after lockout.

**Power Supply:** 24 Vac, 60 Hz.

**Current Rating:** 2.2A max. at 24 Vac input.
**Thermostat Heat Anticipator Setting:** 0.2A plus gas control current.
**Wiring Connections:** 1/4" male quick-connects for system; 1/4" diameter stud base for ignition cable.
**Flame Failure Response Time:** 0.8 sec. max.
**Ambient Temperature Range:** -40 to +175° F.

| Model No. | Locking Time (sec.) | Application | Use With |
|---|---|---|---|
| S87C 1014 | 11 | Uses separate electrodes for spark ignition and flame sensing. For use only with Honeywell gas controls designed for DSI applications. For direct replacement of S825C. | Q347A Spark Igniter and Q354A Flame Sensor |
| S87D 1004 | 6 | Uses separate electrodes for spark ignition and flame sensing. Includes optional alarm output. For direct replacement of S825C, D. | |

| STD PKG | U/M | BERCOR NUMBER | DESCRIPTION | PC-1 EACH |
|---|---|---|---|---|
| 1 | EA | 72715 | S87C 1014-B DSI CONTROL MODULE | |
| 10 | EA | 72717 | S87D 1004 DSI CONTROL MODULE | |

# Honeywell S8910U Universal Hot Surface Ignition Module




The S8910U Universal Hot Surface Ignition Module is designed to provide easy field replacement of a wide range of HSI modules manufactured by Honeywell, Robertshaw, and White-Rodgers. The S8910U uses a 120 Vac hot surface igniter.

- For local (single rod) or remote (dual rod) rectification type flame sensing.
- Provides one or three ignitions trials per call for heat (selectable); prepurge of 32 seconds or less; up to 96 seconds between purge trial times.
- Temperature Range: -40° F to 175° F.

| STD PKG | U/M | BERCOR NUMBER | DESCRIPTION | PC-1 L/CTN | PC-2 F/CTN |
|---|---|---|---|---|---|
| 2 | EA | 72662 | S8910U1000/U UNIVERSAL HSI MODULE | | |

# Honeywell S9200U Universal HSI Integrated Furnace Control



- Universal hot surface ignition control replaces 122 competitive models.
- Complete set of wiring harnesses included for universal compatibility and simplified wiring.
- LED indicators provide system status, performance and diagnostic information.
- EnviraCOM -enabled for easy set-up or remote monitoring and diagnostics.
- Board is mounted in plastic tray to help protect dust and flexing of the board.

| STD PKG | U/M | BERCOR NUMBER | DESCRIPTION | PC-1 L/CTN | PC-2 F/CTN |
|---|---|---|---|---|---|
| 6 | EA | 72664 | S9200U1000/U UNIVERSAL INTEGRATED FURNACE CONTROL | | |

# Honeywell Y8610U Pilot System Kit



Use the Y8610U for all 24 Vac gas-fired atmospheric furnaces, boiler, and heating appliances. Y8610U kits work with both natural and LP gas.

The Y9610U kit includes the S8610U, VR8304, ignition cable with connectors, reducer bushings and installation hardware. The Y8610U makes it easy to upgrade old small unit heaters, forced-air furnaces and boilers up to 400,000 BTU.

The S8610U Universal Intermittent Pilot Module included in the kit can be used with both single-rod and dual-rod sense systems. It provides 100% pilot gas shutoff if the pilot fails to light; after a six-minute delay, the trial for ignition is repeated.

The VR8304 intermittent gas valve included in the kit is truly a one-size-fits-all valve. Shipped with all the adapters, fittings, and conversion items needed to fit any pipe size, the VR8304 works with most natural or LP gas applications. It has a broad capacity of 30,000 to 415,000 BTU/H.

### Y8610U Kit and Replacement Module

| STD PKG | U/M | BERCOR NUMBER | DESCRIPTION | PC-1 L/CTN | PC-2 F/CTN |
|---|---|---|---|---|---|
| 6 | EA | 74148 | Y8610U6006/U PILOT SYSTEM | | |
| 6 | EA | 72660 | S8610U3009/U UNIVERSAL MODULE | | |

### Accessories

| STD PKG | U/M | BERCOR NUMBER | DESCRIPTION | PC-1 EACH |
|---|---|---|---|---|
| 1 | EA | 74655 | 394800-30/U IGNITION CABLE | |
| 1 | EA | 74788 | 392125-2/U IGN CABLE | |
| 1 | EA | 74793 | 392431/U IGN KIT | |

# Robertshaw® 785 Series Automatic Pilot Relight Kits



Kits are 24/120 Vac and 9 Vdc and are designed for use on rooftop heating equipment, water heaters, boilers, space heaters, unit heaters, dryers, and other commercial, industrial, and residental appliances where the problem of pilot outage may occur.

**785-001 Replaces:**
Carrier/BDP: 990-195 and LH33W2-502.
Cam-Stat: PR-24-00, PR-24-36W, PR-120-36W, PR-120-00, and SIG-24-00.
Lenox: 75F2601.
York: 025-19264-000.

**780-001 Replaces:**
Robertshaw, Johnson, and Honeywell.

| STD PKG | U/M | BERCOR NUMBER | DESCRIPTION | PC-1 EACH |
|---|---|---|---|---|
| 1 | EA | 77265 | 785-001 R/S AUTO PILOT RELIGHT KIT | |
| 1 | EA | 77339 | 780-001 IGN MODULE KIT | |

BASO Gas Products LLC

# Ignition Control Modules



BG1600



BGN891

### BG1600 Univ. Intermittent Pilot Ignition Control

- A safety control for indirect burner ignition and supervision, for use with all gases and applicable to gas-fired appliances.
- Provides reliable software control of all timings and operates a diagnostic LED.
- Provides ignition sequence, flame monitoring, and safety shutoff

### BGN891 Direct Spark Ignition Control

- Replaces the G891TCA-8103 unit for Lennox Pulse furnaces.
- Makes the 6 pin connection to the furnace.
- Replaces models 60J00, 97H02, 96C66, 86H30, 77C38, 73K86, 56G14, 41G46, 99C97, 97C9701PR, 87F22, 77C3801, 73K8601, 72H68, 52J18, and 34K33.

| STD PKG | U/M | BERCOR NUMBER | DESCRIPTION | PC-1 EACH |
|---|---|---|---|---|
| 1 | EA | 75098 | BG1600M51EF-1AA 24 VOLT UNIVERSAL INTERMITTENT PILOT IGN CTL MOD | |
| 1 | EA | 75072 | BGN891-1C IGNITION CONTROL | |

White-Rodgers

# 50A55-843 Hot Surface Ignition Furnace Control Kit

### Universal, Integrated, Silicon Carbide



- Controls gas valve, ignitor, blower, inducer, humidifier, and air cleaner
- Replaces most York, Trane, ICP, Amana, and White-Rodgers models
- Includes flash code diagnostics
- Fused to protect low voltage system transformer
- Adjustable blower relay
- Input Voltage: 25VAC 50/60 Hz
- Max. Input Current @ 25VAC: 0.45 amp
- Valve Relay: 1.5 amp @ 25VAC 50/60 Hz 0.6f
- Ignitor Relay: 6.0 amp @ 120VAC 50/60 Hz res.
- Inducer Relay: 2.2 FLA–3.5 LRA @ 120VAC
- Circulator Relay: 14.5 LFA–25 LRA @ 120 VAC
- Operating Temp. Range: -40° to 175° F
- Humidity Range: 5% to 93% RH (non-coondensing)

| Model No. | Prepurge (Seconds) | Delay Heat (seconds) | | Delay Cool (seconds) | | Auto Reset (Minutes) |
|---|---|---|---|---|---|---|
| | | On | Off | On | Off | |
| 50A55-843 | 30 | 30/45 | 60/90/120/180 | 5 | 45/90 | 60 |

| STD PKG | U/M | BERCOR NUMBER | DESCRIPTION | PC-1 EACH |
|---|---|---|---|---|
| 1 | EA | 75665 | 50A55-843 SILICON CARBIDE INTEGRATED IGNITION MODULE | |

# White-Rodgers 50A65-843 Hot Surface Ignition Furnace Control Kit

## Universal, Integrated, Nitride Ignition



- Controls gas valve, ignitor, blower, inducer, humidifier and air cleaner
- Replaces OEM, Trane, York, ICP and Amana models
- Includes flash code diagnostics
- Replaceable 3A fuse
- Single channel flame sense
- Input Voltage: 25VAC 50/60 Hz
- Max. Input Current @ 25VAC: 0.45 amp
- Valve Relay: 1.5 amp @ 25VAC 50/60 Hz 0.6 pf
- Ignitor Relay: 6.0 amp @ 120VAC 50/60 Hz resistive
- Inducer Relay: 2.2 FLA –3.5 LRA @ 120VAC
- Circulator Relay: 14.5 FLA –25.0 LRA @ 120VAC
- Operating Temp. Range: -40° to 175° F
- Humidity Range: 5% to 93% RH (non-condensing)

| Model No. | Prepurge (Seconds) | Delay Heat (Seconds) | | Delay Cool (Seconds) | | Auto Reset (Minutes) |
|---|---|---|---|---|---|---|
| | | On | Off | On | Off | |
| 50A65-843 | 30 sec. | 30/45 | 60/90/120/180 | 5 | 45/90 | 60 |

| STD PKG | U/M | BERCOR NUMBER | DESCRIPTION | PC-1 EACH |
|---|---|---|---|---|
| 1 | EA | 75675 | 50A65-843 SILICON NITRIDE INTEGRATED IGNITION MODULE | |

# White-Rodgers 50E47-843 Hot Surface Ignition Furnace Control Kit

## Universal, Non-Integrated, Silicon Carbide



- Replaces White-Rodgers 50E47 modules and many more.
- Program keys for multiple timing selections.
- Tri-colored LED indicator for diagnostics.
- Direct and indirect flame sense compatible.
- Universal design for maximum versatility.
- Input Voltage: 18 to 30 VAC, 25VAC nominal
- Max. Input Current @ 25VAC: .25mA @ 28VAC
- Valve Relay: 1.5 amps @ 28VAC 50/60 Hz 0.6 pf
- Ignitor Relay: 1.52A, 120VAC, 50/60 Hz resistive
- Operating Temp. Range: -40° to 175° F
- Humidity Range: 95% RH (non-condensing)

### Program Key Timing Specifications Quick Reference

| Key | Trial for Ignition (Seconds) | Retries | Prepurge (Seconds) | Interpurge (Ignitor Warmup) (Seconds) |
|---|---|---|---|---|
| A-Blue | 4 | 0 | 30 | 45 |
| B-Red | 4 | 2 | 30 | 45 |
| C-Green | 7 | 0 | 30 | 45 |
| D-Violet | 7 | 2 | 30 | 45 |
| E-Orange | 4 | 2 | 30 | 17 |
| F-Yellow | 7 | 2 | 30 | 17 |

| STD PKG | U/M | BERCOR NUMBER | DESCRIPTION | PC-1 EACH |
|---|---|---|---|---|
| 1 | EA | 75680 | 50E47-843 UNIVERSAL HSI IGNITION MODULE | |

# White-Rodgers 21D83M-843 Hot Surface Ignition Furnace Control Kit

## Lennox Direct Replacement, Integrated, Nitride Ignition



- Controls gas valve, ignitor, blower, inducer, humidifier, and air cleaner.
- Replaces Lennox models
- Includes diagnostic indicator flash codes
- 3 fan speeds
- Remote flame sense
- Input Voltage: 25VAC 50/60 Hz
- Max. Input Current @ 25VAC: 0.45 amp
- Valve Relay: 1.5 amp @ 25VAC 50/60 Hz 0.6 pf
- Ignitor Relay: 2.0 amp @ 120VAC 50/60 Hz resistive
- Inducer Relay: 2.2 FLA – 3.5 LRA @ 120VAC
- Circulator Relay: 14.5 FLA – 25.0 LRA @ 120VAC
- Operating Temp. Range: -40° to 175° F
- Humidity Range: 5% to 93% RH

| Model No. | Pre-Purge (Seconds) | Delay Heat (Seconds) | | Delay Cool (Seconds) | | Auto Reset (Minutes) |
|---|---|---|---|---|---|---|
| | | On | Off | On | Off | |
| 21D83M-843 | 15 | 45 | 60/90/120/180 | 2 | 2/45 | 60 |

| STD PKG | U/M | BERCOR NUMBER | DESCRIPTION | PC-1 EACH |
|---|---|---|---|---|
| 1 | EA | 75838 | 21D83M-843 SNG STG MODULE KIT FOR NITRIDE INTEGRATED FURNACES | |

# White-Rodgers 50A55-743 Hot Surfance Ignition Furnace Control Kit

## Goodman Direct Replacement, Integrated, Silicon Carbide, Single-Stage



- Controls gas valve, ignitor, blower, inducer, humidifer, and air cleaner
- Replaces Goodman Models (0130F00005/S, 50A55-289, 50T55-289, B1809926/S, etc.
- Includes flash code diagnostics
- Twinning connection
- Fused to protect low voltage system transformer
- Input Voltage: 30VAC 50/60 Hz
- Max. Input Current @ 25VAC: 0.45amp
- Valve Relay: 1.5 amp @ 25VAC 50/60 0.6 pf
- Ignitor Relay: 6.0 amp @ 120VAC 50/60 Hz
- Inducer Relay: 2.2 FLA–3.5 LRA @ 120VAC
- Circulator Relay: 14.5 FLA–25.0 LRA @
- 120VAC
- Operating Temperature: -40° to 176° F
- Humidity Range: 5% to 93% RH (non-condensing)

| Model No. | Pre-Purge Time (Seconds) | Heat Delay On (Seconds) | Heat Delay Off (Seconds) | Cool Delay On (Seconds) | Cool Delay Off (Seconds) | Post Purge (Seconds) |
|---|---|---|---|---|---|---|
| 50A55-743 | 15 | 30 | 90/120/150/180 | 5 | 45 | 15 |

| STD PKG | U/M | BERCOR NUMBER | DESCRIPTION | PC-1 EACH |
|---|---|---|---|---|
| 20 | EA | 60403 | 50A55-743 PCBBF112S CNTRL BRD 0130F00005/B18099-26 | |

## White-Rodgers 50T35-743 Hot Surface Ignition Furnace Control Kit

### Goodman Direct Replacement, Integrated, Silicon Carbide



- Controls gas valve, ignitor, two-speed blower motor, inducer, humidifier, and air cleaner
- Replaces Goodman (B18099-06, -08, -10, -13, -13s, etc.), UTEC, and TI models.
- Includes flash code diagnostics
- Fused to protect low voltage system transformer
- Adjustable blower relay
- Input Voltage: 20-30VAC RMS 50/60 Hz
- Max. Input Current @ 30VAC: 0.35amp
- Valve Relay: 1.5amp @ 30VAC 50/60 Hz 0.6pf
- Ignitor Relay: 5.0amp @ 120 VAC 50/60 Hz
- Inducer Relay: 4.0 FLA–8.0 LRA @ 120VAC
- Circulator Relay: 14.5 FLA–25.0 LRA @ 120VAC
- Operating Temperature: -40° to 176° F

| Model No. | Pre-Purge Time (Seconds) | Heat Delay On (Seconds) | Heat Delay Off (Seconds) | Cool Delay On (Seconds) | Cool Delay Off (Seconds) | Post Purge (Seconds) |
|---|---|---|---|---|---|---|
| 50T35-743 | 15 | 30 | 90/120/150 | 5 | 60 | 25 (29 with 90+) |

| STD PKG | U/M | BERCOR NUMBER | DESCRIPTION | PC-1 EACH |
|---|---|---|---|---|
| 1 | EA | 64958 | 50T35-743 B1809913S CONTROL BOARD 50T35-735 | |

## White-Rodgers 50M56-743 Hot Surface Ignition Furnace Control Kit

### Goodmann Direct Replacement, Integrated, Nitride Ignition, Multi-Speed



- Controls gas valve, ignitor, blower, inducer, and air cleaner
- Replaces OEM Goodman and White-Rodgers models
- System diagnostic LED with fault recall
- Multi-speed circulator
- One or two-stage gas valve
- Input Voltage: 25VAC 50/60 Hz
- Max. Input Current @ 30 VAC: 0.45amp
- Valve Relay: 1.5amp @ 25VAC 50/60 Hz 0.6pf
- Ignitor Relay: 6.0amp @ 120 VAC 50/60 Hz
- Inducer Relay: 2.2 FLA–3.5 LRA @ 120 VAC
- Operating Temp. Range: -40° to 176° F
- Humidity Range: 5% to 93% RH

| Model No. | Pre-Purge Time (Seconds) | Heat Delay On (Seconds) | Heat Delay Off (Seconds) | Cool Delay On (Seconds) | Cool Delay Off (Seconds) | Post Purge (Seconds) |
|---|---|---|---|---|---|---|
| 50M56-743 | 30 | 30 | 100/150 | 6 | 45 | 25 |

| STD PKG | U/M | BERCOR NUMBER | DESCRIPTION | PC-1 EACH |
|---|---|---|---|---|
| 2 | EA | 64697 | 50M56-743 PCBBF132S CONTRL BRD PCBBF122S PCBBF109S | |

# White-Rodgers Universal Spark Ignition Modules



The 50D50 Universal Spark Modules will replace virtually all competitive spark non-integrated modules. These Universal Spark Modules are designed to give dealers and service technicians reduced inventory providing a complete diagnostic system, thus making installations easier with fewer callbacks.

The 50E47 hot surface ignition module replaces White-Rodgers 50E47 modules and many competitive modules.

All models include complete cross-reference and programming keys guide.

| Manufacturer | Model |
|---|---|
| **50D50-842 Replaces the** | **Following Spark Direct Ignition Models** |
| **Honeywell** | S8680 |
| | S87B1008 |
| | S87B1016 |
| | S87C1006 |
| | S87C1014 |
| | S87D1004 |
| | S87D1012 |
| | S87J1026 |
| **Robertshaw** | DS845 780-504 |
| **50D50-843 Replaces the** | **Following Intermittent Pilot Models** |
| **Camstat** | IPI-24-00 |
| **Fenwal** | 05-203025-005; 05-203026-005 |
| **Robertshaw** | 780-001; 780-002; 780-003 |
| | 780-715; 780-735; 780-736 |
| | 780-737; 780-845; SP715 |
| | SP715A; SP735; SP735D |
| | SP735L; USI715U |
| **Honeywell** | S86A1001; S86A1019; S86A1027 |
| | S86A1035; S86B1009; S86B1017 |
| | S86B1025; S86C1007; S86C1015 |
| | S86C1031; S86C1049; S86C1056 |
| | S86D1005; S86D1021; S86E1002 |
| | S86E1010; S86E1028; S86E1036 |
| | S86E1044; S86E1051; S86E1069 |
| | S86E1077; S86E1101; S86E1119 |
| | S86E1127; S86F1000; S86F1018 |
| | S86F1026; S86F1042; S86F1059 |
| | S86F1067; S86F1075; S86F1083 |
| | S86F1091; S86G1008; S86G1016 |
| | S86G1032; S86G1057; S86G1073 |
| | S86H1006; S86H1022; S86H1048 |
| | S86H1089; S86H1097; S86H1105 |
| | S86H1121; S86H1147; S90A1005 |
| | S90B1003; S90B1011; S8600A1001 |
| | S8600B1009; S8600C1015; S8600F1000 |
| | S8600F1034; S8600F1042; S8600H1006 |
| | S8600H1022; S8600H1048; S8600H1055 |
| | S8600H1089; S8600H1105; S8600M1005 |
| | S8600M1013; S8610A1009; S8610B1007 |
| | S8610B1015; S8610C1005; S8610F1008 |
| | S8610F1016; S8610F1024; S8610F1032 |
| | S8610H1012; S8610H1038; S8610H1046 |
| | S8610H1053; S8610H1079; S8610M1003 |
| | S8610M1029; S8610U1003; S8620H1002 |
| | S8620H1028 |
| **Johnson Controls** | CSA35A-617R; CSA35A-618R; CSA42A-600R |
| | CSA42A-601R; CSA42A-602R; CSA42A-603R |
| | CSA42A-604R; CSA43A-600R; CSA44A-600R |
| | CSA45A-601R; CSA45A-602R; CSA46A-600R |
| | CSA48A-600R; CSA49A-600R; CSA49A-605R |

| Manufacturer | Model |
|---|---|
| **50D50-843 Replaces the** | **Following Intermittent Pilot Models** |
| **Johnson Controls** | CSA51A-601R; CSA52A-600R; G60AAA-1 |
| | G60AAG-1; G60AAG-2; G60AAG-3 |
| | G60AAG-4; G60AAG-5; G60AAG-6 |
| | G60AAG-7; G60CAA-1; G60CAA-3 |
| | G60CAG-1; G60CAG-2; G60CAG-3 |
| | G60CAG-4; G60CAG-5; G60CAG-6 |
| | G60CAG-7; G60CAG-8; G60CAG-9 |
| | G60CBA-1; G60CBA-2; G60CBA-3 |
| | G60CBG-1; G60CBG-10; G60CBG-11 |
| | G60CBG-12; G60CBG-13; G60CBG-14 |
| | G60CBG-15; G60CBG-16; G60CBG-17 |
| | G60CBG-2; G60CBG-3; G60CBG-4 |
| | G60CBG-5; G60CBG-6; G60CBG-7 |
| | G60CBG-8; G60CBG-9; G60CCA-1 |
| | G60CCG-1; G60CPG-1; G60DBG-1 |
| | G60DCG-1; G60DCG-2; G60DCG-3 |
| | G60DCG-4; G60PAG-1; G60PAG-2 |
| | G60PAG-3; G60PAG-4; G60PAG-5 |
| | G60PAG-6; G60PAJ-1; G60PAK-1 |
| | G60PAK-2; G60PFH-1; G60PFH-2 |
| | G60PFL-1; G60PFQ-1; G60PVL-1 |
| | G60QAG-2; G60QAG-3; G60QAK-1 |
| | G60QBG-1; G60QBG-2; G60QBG-3 |
| | G60QBG-4; G60QBG-5; G60QBG-6 |
| | G60QBG-7; G60QBG-8; G60QBG-9 |
| | G60QBH-1; G60QBK-1; G60QBK-3 |
| | G60QBL-1; G60QBL-2; G60QCG-1 |
| | G60QCJ-1; G60QCL-1; G60QDG-1 |
| | G60QFL-1; G60QHL-1; G60QJL-1 |
| | G60QLG-1; G60QPL-1; G60QRH-1 |
| | G60QRL-1; G60QRL-2; G60QRL-3 |
| | G60QSL-1; G60QTH-1; G60QTL-1 |
| | G60RAG-1; G60RAK-1; G60RBG-1 |
| | G60RBG-2; G60RBG-3; G60RBK-1 |
| | G60RBK-2; G60RCG-2; G60RCJ-1 |
| | G60RDG-1; G60RDK-1; G60RGL-1 |
| | G60RHL-1; G60RHP-1; G60RPL-1 |
| | G60RSL-1; G60ZAG-1; G65BBG-1 |
| | G65BBG-2; G65BBG-3; G65BBG-4 |
| | G65BBG-5; G65BBG-6; G65BBG-7 |
| | G65BBG-8; G65BBM-1; G65BBM-2 |
| | G65BBM-3; G65BBM-4; G65BCG-1 |
| | G65BCM-1; G65BFG-1; G65BFM |
| | G65BKG-1; G65BKG-2; G65BKG-3 |
| | G65BKM-1; G65BKM-2; G65BKM-3 |
| | G65BLG-1; G65BLG-2; G65DBG |
| | G65DBM-1; G65DBM-2; G65DBM-3 |
| | G65DCM-1; G65DFG; G65DFM-1 |
| | G65DKG; G65DKM; G65DKM-1 |
| | G65DLM-1; G65FBG; G65FFG |

***Continued on the following Page***

***Continued from the Previous Page***

| Manufacturer | Model |
|---|---|
| **50D50-843 Replaces the** | **Following Intermittent Pilot Models** |
| **Johnson Control**s | G65FKG; G66AG-1; G66AG-2 |
| | G66BG-1; G66MG-1; G66MG-2 |
| | G66NG-1; G67AG-3; G67AG-4 |
| | G67AG-7; G67AG-8; G67AG-9 |
| | G67AG-10; G67AG-11; G67BG-2 |
| | G67BG-3; G67BG-4; G67BG-5 |
| | G67MG-1; G67MG-2; G67MG-3 |
| | G67MG-4; G67NG-2; G67NG-4; G600AX-1 |
| | G600AX-2; G600AX-3; G600AY-1 |
| | G600LX-1; G600LX-2; G600LY-1 |
| | G600MX-1; G600NX-1; G600RX-1 |
| | G670AW-1; G670AW-2; G770LGA-1 |
| | G770LGA-2; G770LGC-1; G770LGC-2 |
| | G770LGC-3; G770LGC-4; G770LHA-1 |

| Manufacturer | Model |
|---|---|
| **50D50-843 Replaces the** | **Following Intermittent Pilot Models** |
| **Johnson Controls** | G770LHA-2; G770LHC-1; G770MGA-1 |
| | G770MGA-2; G770MGC-1; G770MGC-2 |
| | G770MGC-3; G770MGC-4; G770MGC-5 |
| | G770MGC-6; G770MHA-1; G770MHA-2 |
| | G770MHC-1; G770NGA-1; G770NGC-4 |
| | G770NGC-5; G770NGC-6; G770NGC-7 |
| | G770NHA-1; G770NHC-1; G770RGA-1 |
| | G770RHA-1; G770RHA-2; G775RGA-1 |
| | G775RHA-1; G775RHA-2; Y79ABC-1 |
| | Y79ABC-2; Y79ABC-3; Y79ABC-4 |
| | Y79ABC-5; Y79ABC-6; Y79ABC-7 |
| | Y79ABD-1; Y79ABD-2; Y79BBA-1 |
| | Y79BBA-2; G779 |
| | |

| STD PKG | U/M | BERCOR NUMBER | DESCRIPTION | PC-1 EACH |
|---|---|---|---|---|
| 1 | EA | 75680 | 50E47-843 UNIVERSAL IGNITION MODULE | |
| 1 | EA | 75681 | 50D50-842 UNIVERSAL DIRECT SPARK IGNITION MODULE | |
| 1 | EA | 75682 | 50D50-843 UNIVERSAL PROVEN PILOT SPARK CONTROL | |

## Honeywell L91B Proportional Pressuretrol Controller



Modulating pressure operating control for steam systems. May be used with steam, air, noncombustible gases or other fluids noncorrosive to brass or phos-bronze (300 PSI models) bellows. Adjustments to set point made by screws on top of case.

**Electrical Rating:** 24 Vac only.
**Maximum Ambient Temperature:** 150° F.
**Mounting:** 1/4 in. NPT male fitting for models with control ranges up through 15 PSI; 1/4 in. NPT female fitting for models with higher ranges or surface mounted through holes in back of case.

| Model No. | Control Range | | Max. Surge Pressure | | Differential at Midscale | | | Potentiometers (140 ohms nom.) |
|---|---|---|---|---|---|---|---|---|
| | psi | kPa | psi | kPa | Adj. | psi | kPa | |
| L91B1035 | 0 to 15 | 0 to 103 | 20 | 138 | Yes | 1 to 12 | 7 to 83 | 1 |
| L91B1050 | 5 to 150 | 34 to 1034 | 225 | 1151 | Yes | 5 to 23 | 34 to 159 | 1 |

| STD PKG | U/M | BERCOR NUMBER | DESCRIPTION | PC-1 EACH |
|---|---|---|---|---|
| 10 | EA | 70482 | L91B1035/U PRESSURETROL | |
| 10 | EA | 70483 | L91B1050/U PRESSURETROL | |

# Honeywell T675A and T678A Controllers



**T675, Standard**



**T678, Fast Response**

**Electrical Ratings (Amperes)**
T675A & T678A Adjustable Differential Models

| | 120 Vac | 240 Vac | 277 Vac |
|---|---|---|---|
| Full Load | 8.0 | 5.1 | 4.2 |
| Locked Rotor | 48.0 | 30.6 | 25.2 |

T675A Non-adjustable Differential Models:
125 VA at 120/208/240/277 Vac.

Remote bulb thermostats regulate temperature of air or liquids in ducts, pipes, tanks, and boilers. For applications requiring accurate temperature control of air or liquids where controller must be placed outside the sensing area. Typical uses include control of dampers and valves in heating, cooling, and heating-cooling systems.

Fast response models (available for use in return air duct) operate approximately 4 times faster than standard models.
**Bulb Size:** 1/2" x 4-3/16" for standard models, 1/2" x 3-9/16" available for 55 to 175° F models.
**Approximate Dimensions:** 5-5/8" H x 2" W x 2-5/8" D.
U.L. Listed.

| Model No. | Control Range ° F | Capillary Length (Ft.) and Material | Max. Temp. ° F | Differential Degree F | Switching |
|---|---|---|---|---|---|
| T675A 1425 | 55 to 175 | 20 copper | 200 | 3.6 to 12° F, adj. | SPDT switch breaks R-B and makes R-W at set point on temperature rise. |
| T675A 1508 | 0 to 100 | 5 copper | 125 | 3 to 10° F, adj. | |
| T675A 1516* | 0 to 100 | 5 copper | 125 | 1° F, fixed | |
| T675A 1532* | 160 to 260 | 5 copper | 280 | 3 to 10° F, adj. | |
| T675A 1540* | 55 to 175 | 5 copper | 200 | 3.6 to 12° F, adj. | |
| T675A 1565* | 0 to 100 | 20 copper | 125 | 3 to 10° F, adj. | |
| T678A 1015 | 0 to 100 | 20 copper | 125 | Each switch fixed at 3° F; adj. diff. between switches 3 to 10° F. | 2 SPDT switches operating in sequence. Right switch breaks R-B and makes R-W at set point on a temp. rise, left switch breaks R-B and makes R-W if temperature continues to rise through interstage differential. |
| T678A 1437* | 0 to 100 | 5 copper | 125 | Each switch fixed at 3° F; adj. diff. between switches 3 to 10° F. | |
| T678A 1445* | 55 to 175 | 5 copper | 200 | Each switch fixed at 3.6° F; adj. diff. between switches 3.6 to 12° F. | |

* Tradeline Models NOTE: Items T675A 1508, 1516, 1532, 1540, 1565, 1437, and 1445 include 107324A Bulb Holder.

| STD PKG | U/M | BERCOR NUMBER | DESCRIPTION | PC-1 EACH |
|---|---|---|---|---|
| 4 | EA | 73000 | T675A1425/U TEMPERATURE CONTROLLERS | |
| 4 | EA | 73001 | T675A1540/U TEMPERATURE CONTROLLER | |
| 4 | EA | 73002 | T675A1565/U TEMPERATURE CONTROLLER | |
| 4 | EA | 73003 | T675A1508/U TEMPERATURE CONTROLLER | |
| 4 | EA | 73004 | T675A1516/U TEMPERATURE CONTROLLER | |
| 4 | EA | 73006 | T675A1532/U TEMPERATURE CONTROLLER | |
| 4 | EA | 73010 | T678A1437/U TEMPERATURE CONTROLLER | |
| 4 | EA | 73011 | T678A1015/U TEMPERATURE CONTROLLER | |
| 4 | EA | 73012 | T678A1445/U TEMPERATURE CONTROLLER | |

# Honeywell T775U Electronic Temperature Controllers

## Remote Sensing and Electronic Accuracy



Typical applications include ON/Off control of fans, motors, and heaters, proportional and floating control of damper and valve actuators, and outdoor reset of heating and cooling systems. LCD display indicates mode and output status; jumper switch provides field section of F or C display. ey pad allows precise temperature selection.

- **Control Mode:** SPDT
- **Inputs:** 1
- **Relay Outputs:** 2
- **Differential:** 1 to 150° F.
- **Voltage Input:** 24/120/240 Vac, 50/60 Hz.
- **Set Point Range:** -20 to +240° F
- **Temperature Accuracy:** +/- 1° F @ 77°
- **Ambient Temp. Range:** -40 to +140° F
- **Throttling Range:** 1 to 150° F

Features include electronic control accuracy, linear platinum temperature sensor, remote sensing from up to 1000 ft., wide temperature setting range, adjustable differential and throttling range, and independently programmable heating and cooling stages.
U.L. Listed

**Electrical Ratings (Amperes)**

| | 120 Vac | 240 Vac |
|---|---|---|
| Full Load | 9.8A | 4.9A |
| Locked Rotor | 58.8A | 29.4A |
| Pilot Duty | 125 VA | |
| Resistive | 10.0A @ 24 Vac | |

| STD PKG | U/M | BERCOR NUMBER | DESCRIPTION | PC-1 EACH |
|---|---|---|---|---|
| 1 | EA | 73043 | T775U2006/U ELECTRONIC UNIVERSAL CONTROLLER | |

# Honeywell T991A Proportional Temperature Controllers



For modulating control of water or air temperature in ducts, tanks, and similar applications. All models compensated for ambient temperature effects on case and tubing. Fast response models (for duct mounting) have coiled sensing element giving at least 4 times faster response than standard models. Sensing element capillary tubing allows remote mounting of sensing element. Set point may be read and adjusted through cover. Throttling dial inside case adjusts proportioning range.

**Pressure Rating:** 50 PSI.
**Element:** Liquid filled.
**Electrical Rating:** 24 to 30 Vac.
**Approx. Dimensions:**
5-5/8" H x 2" W x 2-1/4" D.
**Max. Temp. at Element:**
125° F for 0 to 100° F range
200° F for 55 to 175° F range
280° for 160 to 260° F range

| Model No. | Set Point Range F | Adj. Throttling Range F | Capillary Length and Material | Bulb Dia. x Length (In.) | Pot. Res. (ohms) |
|---|---|---|---|---|---|
| T991A 1012 | 0 to 100 | 3 to 30 | 20 ft. copper | 1/2 x 4-3/16 | 135 |
| T991A 1061 | 160 to 260 | 3 to 30 | 5 ft. copper | 1/2 x 4-3/16 | 135 |
| T991A 1194 | 55 to 175 | 3 to 30 | 20 ft. copper | 1/2 x 3-9/16 | 135 |
| T991A 1244‡* | 55 to 175 | 3.5 to 36 | 5 ft. copper | 1/2 x 3-9/16 | 135 |
| T991A 1269* | 55 to 175 | 3.5 to 36 | 20 ft. copper | 1/2 x 3-9/16 | 280 |
| T991A 1350* | 55 to 175 | 3.5 to 36 | 24 ft. copper | 7/64 x 288 | 135 |
| T991A 1426‡* | 0 to 100 | 3 to 30 | 5 ft. copper | 1/2 x 4-3/16 | 135 |
| T991A 1715 | 0 to 100 | 3 to 30 | 5 ft. copper | 1/8 x 76.4 | 135 |
| T991A 1756 | 55 to 175 | 3 to 30 | 5 ft. copper | 1/8 x 76.4 | 135 |

* Tradeline Models ‡ 107324A Duct Bulb Holder Included.

| STD PKG | U/M | BERCOR NUMBER | DESCRIPTION | PC-1 EACH |
|---|---|---|---|---|
| 4 | EA | 73147 | T991A1061/U TEMP CTLR | |
| 4 | EA | 73148 | T991A1426/U TEMP CTLR | |
| 4 | EA | 73149 | T991A1012/U TEMP CTLR | |
| 4 | EA | 73150 | T991A1194/U TEMP CNTL | |
| 4 | EA | 73151 | T991A1244/U TEMP CTLR | |
| 4 | EA | 73153 | T991A1350/U TEMP CTLR | |
| 4 | EA | 73154 | T991A1269/U TEMP CTLR | |
| 4 | EA | 73155 | T991A1715/U TEMP CNTL | |
| 4 | EA | 73156 | T991A1756/U TEMP CNTL | |

# ICM325HC and ICM326HC Head Pressure Controls



### ICM325HC

Integral heat pump bypass circuitry allows electronic bypass of speed control during heat pump operation. Helps prevent evaporator freeze-ups, low pressure cutouts, and liquid-slugged compressors in low ambient conditions. One model covers 120-480 Vac. Features hard start, low temperature cutoff and high temperature bypass. Requires 24 Vac supply. Typical applications are heat pumps or air conditioners.



### ICM326HC

Helps prevent evaporator freeze-ups, low pressure cutouts, and liquid-slugged compressors in low ambient conditions. Features hard start, low temperature cutoff, and high temperature bypass. Isolated 24 FAC supply is built into the control. Typical applications include heat pumps, line voltage, air conditioning, and refrigeration.

| STD PKG | U/M | BERCOR NUMBER | DESCRIPTION | PC-1 EACH |
|---|---|---|---|---|
| 1 | EA | 76008 | ICM325HN HEAD PRESSURE CONTROL | |
| 1 | EA | 76009 | ICM326HN HEAD PRESSURE CONTROL W/ HEAT | |

# P470 Electronic Pressure Control with Display



The P470 Electronic Pressure Control with display is a single-stage, On/Off, electronic pressure control with an SPDT (Single-Pole Double-Throw) output relay. The control may be field set to operate in one of three pressure ranges (0 to 100 psi, 0 to 500 psi, or 50 to 750 psi), as either an open-high or open-low control.

- Large LCD that displays the sensed pressure and other system-status indicators, as well as the adjustable set points in the programming mode.
- Lockable, 3-button touchpad for adjusting setpoints
- Front-panel LED display indicates the output relay status.
- Uses a P399 Electronic Pressure Transducer to generate a pressure signal
- The enclosure, case, and cover are all made of NEMA 1 high-impact thermoplastic.
- U.L. Listed

**P470 Specifications**

| | | | |
|---|---|---|---|
| Operating Pressure Range (psi) | 0 to 100 | 0 to 500 | 50 to 750 |
| Minimum Differential Pressure (psi) | 5 | 20 | 20 |
| Displayed Resolution (psi) | 1 | 3 | 5 |

**Ratings**

| | 120 Volts | 208 Volts | 240 Volts |
|---|---|---|---|
| Horsepower N.O. (N.C.) | 1 (1/4) | 1 (1/3) | 1 (1/2) |
| Full Load Amperes N.O. (N.C.) | 16 (5.8) | 9.2 (4.0) | 8.0 (4.9) |
| Locked Rotor Amperes N.O. (N.C.) | 96 (34.8) | 55.2 (24) | 48 (29.4) |
| Non-inductive Amperes N.O. (N.C.) | 15 (10) | 10 (10) | 10 (10) |
| Pilot Duty | 125 VA (N.O.) @ 24 to 240 VAC<br>125 VA (N.C.) @ 120 to 240 VAC<br>50 VA (N.C.) @ 24 VAC | | |
| Supply Voltage | 120 or 208/240 VAC, 50/60 Hz | | |
| Power Consumption | 1.8 VA max. | | |
| Ambient Operating Temperature at Control | -30 to 140° F | | |
| Ambient Humidity at Operating Control | 0 to 95% RH non-condensing | | |
| Maximum Dew Point | 85° F | | |

| STD PKG | U/M | BERCOR NUMBER | DESCRIPTION | PC-1 EACH |
|---|---|---|---|---|
| 1 | EA | 75351 | P470EB-1C ELECTRONIC PRESSURE CONTROL WITH DISPLAY | |
| 1 | EA | 75352 | P399AAC-1C 0-100PSI TRANSDUCER W/1/4IN SCHRADER | |
| 1 | EA | 75354 | P399CAC-1C 0-700 PSI TRANSDUCER W/1/4IN SCHRADER | |

# Robertshaw® Goldline Model Temperature Controls



### Sensors

All IE sensors are 10K OHM thermistor @ 77° F. All leads 10" except where noted. All IE sensors are interchangeable.
**Operating Temperature Range:**
-40 to 400° F.
**SD Duct Sensor:** Probe 5" and leads 3".

### SP-302 Series

Two-stage universal temperature control with 1 SW sensor and ABC connector. Switch selectable stage options: 2 stage heat or 2 stage cool, or 1 heat/1 cool auto change. Stage offset 1 to 25° F. Separate differentials (1 to 25° F) Std. 24, 120, or 240 VAC. The **SP-342** is used for heating and A/C applications.
**Set Point Range:** 90 to 200° F.

### Sensor

| STD PKG | U/M | BERCOR NUMBER | DESCRIPTION | PC-1 EACH |
|---|---|---|---|---|
| 5 | EA | 79630 | SD 2000-039 DUCT SENSOR 1 EA | |

### SP-302 Series 2-Stage Universal Temperature Control

| | | | | |
|---|---|---|---|---|
| 1 | EA | 79618 | ETC-211000-0000 ELECTRIC TEMPERATURE CONTROL | |
| 1 | EA | 79621 | SP-342 ELECT TEMP CTL 2-STAGE | |

# White-Rodgers Universal Heat Pump Defrost Control



A universal upgrade for single stage heat pump systems with a PSC fan motor. Select from pre-configured demand or timed defrost routines or configure to replicate virtually any set up. Also, upgrade your customers comfort with integrated compressor protection and outdoor thermostat capabilities.

| STD PKG | U/M | BERCOR NUMBER | DESCRIPTION | PC-1 EACH |
|---|---|---|---|---|
| 1 | EA | 75853 | 47D01U-843 UNIVERSAL HEAT PUMP DEFROST CONTROL | |

# White-Rodgers 770 Dual Purpose Air Switch



Responds to positive, negative, or differential air pressure. Design eliminates "fluttering" or malfunction due to shock or vibration normally encountered with "Sail Switches". Furnished with one 6" piece 1/4" O.D. flexible tubing, nuts, and ferrules. Can be mounted in any position.

**Ambient Temperature:** -40 to 180° F.
**Maximum Pressure:** 1/2 PSI.
**Operating Range:** .07 to 12.0 W.C.
**Switch Action:** SPDT.
**Pilot Duty:** 300 VA.
**Electrical Ratings (Resistive):** 15A at 120, 240, and 277 VAC

| STD PKG | U/M | BERCOR NUMBER | DESCRIPTION | PC-1 EACH |
|---|---|---|---|---|
| 1 | EA | 75564 | 770-1 AIR PRESSURE SWITCH | |

ESP ENERGY SAVING PRODUCTS

# Small Footprint Air Switch



This small footprint universal air switch has five separate springs for an equal number of ranges from .05" WC to 10" WC. Set screw can be adjusted with the enclosed allen wrench. Eight different orifice restrictors to set different time delays and two brackets with screws fit all applications.

| STD PKG | U/M | BERCOR NUMBER | DESCRIPTION | PC-1 EACH |
|---|---|---|---|---|
| 1 | EA | 76773 | NS2-0000-03 UNIVERSAL SMALL FOOTPRINT AIR SWITCH | |

## Air Sensing Switch Kit



Series RSS-495-11 and RSS-498-13 Air Sensing Switch Kits contain compact, economical switches designed for a residential furnace and light commercial aftermarket applications.
UL, CSA approved.

**Adjustable Range:**
RSS-495-11: .25 + .05" W.C. to 1.0 + .05" W.C.
RSS-498-13: 1. + .05" W.C. to 4. + .05" W.C.
**Operating TemperatureRange:**
RSS-495-11: -40° F to 190° F
RSS-498-13: -40° F to 180° F

| STD PKG | U/M | BERCOR NUMBER | DESCRIPTION | PC-1 EACH |
|---|---|---|---|---|
| 1 | EA | 76774 | RSS-498-13 1.0" W.C TO 4.0" W.C. AIR SENSING SWITCH KIT | |
| 1 | EA | 76775 | RSS-495-11 0.25" W.C TO 1.0" W.C AIR SENSING SWITCH KIT | |

## Square Neoprene Tubing



For use on furnaces, boilers, venter motors, air duct pressure switches, and rooftop differential pressure switches.
- Temperature Range: -20° F to 212° F
- Length: 5 ft. roll

| STD PKG | U/M | BERCOR NUMBER | DESCRIPTION | PC-1 EACH |
|---|---|---|---|---|
| 1 | RLL | 54078 | MA-SNAT316-5 3/16 IN ID SQUARE BLACK NEOPRENE TUBING | |

## Series 2000 Magnehelic® Differential Pressure Gage



The Magnehelic® gage measures fan and blower pressures, filter resistance, air velocity, furnace draft, pressure drop across orifice plates, liquid levels with bubbler systems and pressures in fluid amplifier or fluidic systems. It also checks gas-air ratio controls and automatic valves.

**Temperature Limits:** 20 to 140° F
**Accuracy:** ±2% of full scale throughout range at 70° F
**A-432 Plastic Carrying Case** includes 9 ft. of 3/16" ID rubber tubing, stand-hang bracket and terminal tube with holder. 9.1" x 7.4" x 3.6"

| STD PKG | U/M | BERCOR NUMBER | DESCRIPTION | PC-1 EACH |
|---|---|---|---|---|
| 1 | EA | 82539 | 2002 0 - 2.0 MAGNEHELIC DIFF PRESSURE GAGE | |
| 1 | EA | 82439 | A-432 PORTABLE KIT | |

## Honeywell C6097A and B Pressure Switches



Safety devices used in positive-pressure or differential-pressure systems to sense gas or air pressure changes. Includes switch position indicator

**Ambient Temperature Rating:** -40° F to 140° F
**Mounting:** 1/4 in. NPT internal thread
**Pipe Connections, Vent or Low Pressure:** 1/8 NPT internal thread

| Model No. | Scale Range | | Suitable For | | Includes | Differential | | | | Switch Action | Electrical Ratings | |
|---|---|---|---|---|---|---|---|---|---|---|---|---|
| | Water (In.) | kPa | Gas [2] | Air | | Nominal | | Maximum | | Break on Pressure | FLA | LRA |
| | | | | | | Water (In.) | kPa | Water (In.) | kPa | | 120/240 Vac | 120/240 Vac |
| C6097B 1028 | 3.0 to 21.0 | 0.7 to 5.2 | Yes | Yes | Man. Reset[1] | 2.4 | .6 | 4.2 | 1.05 | Rise | 3.0 | 18.0 |
| C6097A 1053 | 3.0 to 21.0 | 0.7 to 5.2 | Yes | Yes | Auto Recycle | .24 | .06 | .48 | .12 | Fall | | |

[1] Locks out when pressure rises to set point; can be reset manually after pressure falls to set point minus differential.
[2] Natural, LP, manufactured, and mixed gases.

| STD PKG | U/M | BERCOR NUMBER | DESCRIPTION | PC-1 EACH |
|---|---|---|---|---|
| 10 | EA | 70216 | C6097A1053/U PRESS SWITCH | |
| 10 | EA | 70218 | C6097B1028/U PRESS SWITCH | |

# Honeywell C7046A Discharge Air Temperature Sensor



Electronic discharge air temperature sensor for use with W973 logic panel. Sends modulating resistance signal to W973 Logic Panel where it is balanced against the space or return air temperature signals to determine the exact amount of heating or cooling needed to satisfy the controller space. No set point.

| Temp. Range °F | Max. Ambient Temp. °F | Insertion Length | Sensor Resistance (Nominal) | Sensitivity Per °F |
|---|---|---|---|---|
| 40 to 150 | 250 | 8" | 3000 ohms at 77 °F | 70 ohms |

| STD PKG | U/M | BERCOR NUMBER | DESCRIPTION | PC-1 EACH |
|---|---|---|---|---|
| 20 | EA | 70295 | C7046A1004/U SENSOR | |

# Honeywell C7100A Averaging Discharge Sensor



Provides the input required by the W7100 discharge air temperature controller. No setting or calibration required. Mounts in duct wall or in a 2"x 4" junction box.

- Wiring Connections: 1/4" male quick-connect terminals.
- Humidity Ratings: 5 to 90% RH, non condensing.

| Temp. Range °F | Max. Ambient Temp. °F | Insertion Length | Sensitivity (Ohms/1° F) | Resistance at 77° F |
|---|---|---|---|---|
| 40 to 220 | 250 | 13" | 4.8 | 3484 |

| STD PKG | U/M | BERCOR NUMBER | DESCRIPTION | PC-1 EACH |
|---|---|---|---|---|
| 4 | EA | 70302 | C7100A 1015 AVG DISCH SENSOR | |

# Honeywell C7400A Solid State Enthalpy Element



C7400 solid state enthalpy element senses temperature and humidity and is used with the W7459 solid state economized control package. It permits the use of outdoor air as first stage of cooling in HVAC systems.

**Operating Range:** -25° to +125° F
**Humidity Ratings:** 5% ot 95% RH
**Electrical Connection:** 2-1/4" guide terminal

| STD PKG | U/M | BERCOR NUMBER | DESCRIPTION | PC-1 EACH |
|---|---|---|---|---|
| 10 | EA | 70304 | C7400A2001/U ENTHALPY SENSOR | |

# Honeywell C6097A and B Pressure Switches



Safety devices used in positive-pressure or differential-pressure systems to sense gas or air pressure changes. Includes switch position indicator.

**Ambient Temperature Rating:** -40° F to 140° F
**Mounting:** 1/4 in. NPT internal thread
**Pipe Connections, Vent or Low Pressure:** 1/8 NPT internal thread

| Model No. | Scale Range | | Suitable For | | Includes | Differential | | | | Switch Action | Electrical Ratings | |
|---|---|---|---|---|---|---|---|---|---|---|---|---|
| | Water (In.) | kPa | Gas [2] | Air | | Nominal | | Maximum | | Break on Pressure | FLA | LRA |
| | | | | | | Water (In.) | kPa | Water (In.) | kPa | | 120/240 Vac | 120/240 Vac |
| C6097B 1028 | 3.0 to 21.0 | 0.7 to 5.2 | Yes | Yes | Man. Reset[1] | 2.4 | .6 | 4.2 | 1.05 | Rise | 3.0 | 18.0 |
| C6097A 1053 | 3.0 to 21.0 | 0.7 to 5.2 | Yes | Yes | Auto Recycle | .24 | .06 | .48 | .12 | Fall | | |

[1] Locks out when pressure rises to set point; can be reset manually after pressure falls to set point minus differential.

[2] Natural, LP, manufactured, and mixed gases.

| STD PKG | U/M | BERCOR NUMBER | DESCRIPTION | PC-1 EACH |
|---|---|---|---|---|
| 10 | EA | 70216 | C6097A1053/U PRESS SWITCH | |
| 10 | EA | 70218 | C6097B1028/U PRESS SWITCH | |

## Honeywell C7008A Flame Rod and Holder



This miniature "Spark Plug" type flame rod holder with threaded base, snap-on cover, and Kanthal A-1 flame rod is used with Honeywell flame safeguard controls requiring rectification type flame detector. For use with gas only. Installs with or without cover. Flame rod may be cut to desired length.

**Mounting Means:** 1/4 in NPT male. Rajah electrical connector.
U.L. Listed.
Factory Mutual approved.
Industrial Risk Insurers acceptable.

| STD PKG | U/M | BERCOR NUMBER | DESCRIPTION | PC-1 EACH |
|---|---|---|---|---|
| 4 | EA | 70260 | C7008A1174/U FLAME ROD ASSEMBLY | |

## Honeywell C7009A Flame Rod and Holder



Subminiature "Spark Plug" type flame rod holder with flame rod. Especially suited for use on industrial flame-retention burner nozzle. Used with Honeywell flame safeguard controls requiring rectification type flame detector. Flame rod may be cut to desired length.

**C7009A 1025 Flame Rod Length:** 12 in.
**C7009A 1009 Flame Rod Length:** 4 in.
**Length without Flame Rod:** 2-3/8 in.
**Diameter:** 3/8 in.
**Mounting:** 1/8 in. NPT male. Rajah electrical connector.
U.L. Listed.

| STD PKG | U/M | BERCOR NUMBER | DESCRIPTION | PC-1 EACH |
|---|---|---|---|---|
| 4 | EA | 70262 | C7009A 1025 FLAME ROD ASSEMBLY | |
| 10 | EA | 70264 | C7009A1009/U FLAME ROD ASSEMBLY | |

# Honeywell C7012A and E Solid State Purple Peeper

## Ultraviolet Flame Detectors



Solid state electronic flame detectors for use with appropriate Honeywell combustion controls and amplifiers. Sense ultraviolet radiation produced by combustion of gas, oil, coal, or other fuels. Direct replacement for C7012 detectors with vacuum tubes.

These flame detectors can be mounted horizontally, vertically, or at any angle in between. Threaded conduit fitting and color coded leadwires for quick electrical hookup. Two detectors can be wired in parallel to reduce nuisance shutdowns

| Model Number | Electrical Connections | Lead Length (In.) | Mounting | NEMA Rating | Ambient Temp. Range Degrees F | Electrical Ratings | Frequency |
|---|---|---|---|---|---|---|---|
| C7012A 1194 | 4 NEC Class 1 Color-coded leadwires | 96 | 3/4 in. NPT | NEMA 4 | 25° to +175° | 240 Vac | 50 Hz; 60 Hz |
| C7012E 1112 | 6 NEC Class 1 Color-coded Leadwires | | 1 in. NPT | | -20° to +175° | 120 Vac | |

| STD PKG | U/M | BERCOR NUMBER | DESCRIPTION | PC-1 EACH |
|---|---|---|---|---|
| 2 | EA | 70271 | C7012A 1194 240V FLAME DETECTOR | |
| 2 | EA | 70272 | C7012E 1112 240V FLAME DETECTOR | |

# Honeywell C7027A Minipeeper Ultraviolet Flame Detector



Compact flame detector for use with RA890G, R7023C, R4795, R7795A and C, R4075, R4138, R4140, BC7000, BCS7700, and 7800 series flame safeguard controls with ultraviolet amplifiers.

| Model No. | Ambient Temperature Range °F | Ambient Temperature Range °C | Lead Length (Ft.) |
|---|---|---|---|
| C7025A 1023 | 0 to +250 | -18 to +102 | 6 |
| C7027A 1031 | -40 to +215 | -40 to +102 | 6 |
| C7027A 1049* | 0 to +215 | -18 to +102 | 6 |
| C7027A 1064* | -40 to +215 | -40 to +102 | 24 |

*1/2" NPT threaded spud connector.

Use on Honeywell flame safeguard primary safety controls and burners requiring ultraviolet flame detection. UV sensing tube is not field replaceable; entire unit can be economically replaced.
**Mounting Means:** Integral nut for 1/2" sighting pipe.
**Dimensions:** 1-1/16" dia. (mounting nut), 4" L.
U.L. Listed.
Industrial Risk Insurers acceptable.
Factory Mutual approved.

| STD PKG | U/M | BERCOR NUMBER | DESCRIPTION | PC-1 EACH |
|---|---|---|---|---|
| 10 | EA | 70289 | C7027A1023/U 6FT LEAD FLAME DETECTOR | |
| 10 | EA | 70293 | C7027A1031/U 6 FT LEAD FLAME DETECTOR | |
| 10 | EA | 70291 | C7027A1049/U 6 FT LEAD FLAME DETECTOR | |
| 10 | EA | 70292 | C7027A1064/U 24 FT LEAD FLAME DETECTOR | |

# Honeywell C7035A Minipeeper Ultraviolet Flame Detector



Compact flame detector for use with RA890G, R7023C, R4795, R4138, and R4140 flame safeguard controls with ultraviolet amplifiers. Used on gas, oil, coal, or combination burners. Detects ultraviolet radiation from all flames. Sensing collar for 1" NPT sighting pipe.

**Ambient Temperature Range:** 0 to +250° F.
**Dimensions:** 1-1/2" dia. (mounting collar), 4-1/8" long.
**Lead Length:** 6 Ft.
U.L. Listed.
Industrial Risk Insurers acceptable.
Factory Mutual approved.

| STD PKG | U/M | BERCOR NUMBER | DESCRIPTION | PC-1 EACH |
|---|---|---|---|---|
| 10 | EA | 70294 | C7035A 1023 FLAME DETECTOR | |

# Honeywell Flame Safeguard Core Credit

Core credit will be given to the following Honeywell Flame Safeguard items only.

| STD PKG | U/M | BERCOR NUMBER | DESCRIPTION | PC-1 EACH |
|---|---|---|---|---|
| 1 | EA | 74000 | CORE CREDIT FOR BC7000L;R4138A,B,C,D;R4140 | |
| 1 | EA | 74001 | CORE CREDIT FOR RA890F,G,H; R4795A,D; R7795A,B,C,D | |

# Honeywell R4795A Primary Controls



Provide solid state, electronic, flame safeguard protection for commercial and industrial single or dual fuel burners. Interchangeable, plug-in amplifiers permit R4795 to be used with rectification or ultraviolet-type flame detectors. R4795A recycles once after flame failure in attempt to re-establish pilot before lockout. R4795D provides lockout on flame failure or flame relay pull-in during prepurge.
**Power Consumption (at 60 Hz.):** 6.0 W maximum for rectification; 8.0 W maximum for ultraviolet.
**Voltage (50/60 Hz.):** 120.
**Safety Switch Timing:** 15 seconds, nominal.
**Alarm Contacts:** SPDT.
**Ambient Temperature Rating:** -20° to 115° F.
**Required Components (Order Separately):**
**Mounting Base:** Q270A 1024 permits recessed or surface mounting.
**Plug-in Amplifier:** R7289A 1004, R7289A 1012, R7290A 1001, and R7290A 1019.
**Plug-in Purge Timer:** ST71A 1000 (7 sec.), ST71A 1042 (10sec.), ST71A 1018 (30 sec.), ST71A 1026 (60 sec.), ST71A 1034 (90 sec.).

| STD PKG | U/M | BERCOR NUMBER | DESCRIPTION | PC-1 EACH |
|---|---|---|---|---|
| 10 | EA | 72416 | R4795A1016/U RELAY | |

# Honeywell R7249 Flame Safeguard Amplifiers



Solid state plug-in units respond to flame detector signal and indicate presence of flame. Used with R4140, R4075C, D, E, R4138C, D flame safeguard controls, and appropriate flame detector.
U.L. Listed.
Industrial Risk Insurers (formerly FIA) acceptable.
Factory Mutual approved.

| Plug-in Flame Signal Amplifiers | | | | | Applicable Flame Detectors | | |
|---|---|---|---|---|---|---|---|
| **Model No.** | **Type** | **Device Color** | **Self-Checking** | **Flame Failure Response Time** | **Fuel** | **Type** | **Models** |
| R7249A 1003 | Ultraviolet | Purple | No | 2 to 4 sec. | Gas, Oil, Coal | Ultraviolet (Minipeeper) | C7027, C7035 |

| STD PKG | U/M | BERCOR NUMBER | DESCRIPTION | PC-1 EACH |
|---|---|---|---|---|
| 1 | EA | 72429 | R7249A 1003 AMPLIFIER | |

# Honeywell R7289 and R7290 Flame Safeguard Amplifiers




Solid state, plug-in units allow use of rectification or ultraviolet flame detection.
Use with R4795A and D flame safeguard primary controls and appropriate flame detector.
U. L. Listed.

| Model No. | Type | Flame Failure Response Time (seconds) | Use With | Type | Model |
|---|---|---|---|---|---|
| R7289A 1004<br>R7289A 1012[2]<br>R7289A1010[2,3] | Rectification (green) | 3.0<br>0.8<br>3.0 | Gas, oil, coal | Rectifying Photocell Flame Rod, or Ultraviolet (Purple Peeper). | Holders[1]: C7004, C7007.<br>Complete Assemblies: C7005, C7008, C7009, C7010, C7012A, C and Q179. |
| R7290A 1001<br>R7290A 1019[2]<br>R7290A 1027[2,3] | Ultraviolet (purple) | 3.0<br>0.8<br>3.0 | | Ultraviolet (Minipeeper) | C7027; C7035 |

[1] Order flame rod separately.

[2] Special Order Items

[3] Minimum Ambient Temperature: -40F

| STD PKG | U/M | BERCOR NUMBER | DESCRIPTION | PC-1 EACH |
|---|---|---|---|---|
| 1 | EA | 72447 | R7289A 1004 AMPLIFIER | |
| 1 | EA | 72448 | R7290A 1001 AMPLIFIER | |

# Honeywell R7795A, B, C, and D Primary Controls




These controls provide solid state, electronic, flame safeguard protection for commercial and industrial single or dual fuel burners. Includes flame signal amplifiers that are color-coded, is field selectable recycle or lockout on flame failure, and requires manual reset after safety switch lockout. U.L. Listed.

| Model No. | Voltage (50/60 Hz) | Pilot Function | Flame Detection System | | Required Components (Order Separately) | | |
|---|---|---|---|---|---|---|---|
| | | | Type | Use with Sensor | Plug-In Prepurge Timer | | Mounting Subbase |
| | | | | | Number | Sec. | |
| R7795A 1001 | 120 | Intermittent | U.V. | C7027A, C7035A, Minipeeper | ST795A 1007* | 1.5 | Q795A 1004 (4 sides) Q795A 1012 (No sides) |
| R7795B 1009 | 120 | Intermittent | Rectification | Flame rod, rectifying photocell, C7012A, C | ST795A 1015* | 7 | |
| | | | | | ST795A 1023 | 10 | |
| R7795C 1007 | 120 | Interrupted | U.V. | C7027A, C7035A,Minipeeper | ST795A 1031 | 30 | |
| R7795D 1005 | 120 | Interrupted | Rectification | Flame rod, rectifying photocell, C7012A, C | ST795A 1095* | 60 | |
| | | | | | ST795A 1056 | 90 | |

* Special order items

### R7795 Controls

| STD PKG | U/M | BERCOR NUMBER | DESCRIPTION | PC-1 EACH |
|---|---|---|---|---|
| 10 | EA | 72481 | R7795A 1001 RELAY | |
| 10 | EA | 72482 | R7795B 1009 RELAY | |
| 10 | EA | 72483 | R7795C 1007 RELAY | |
| 10 | EA | 72484 | R7795D 1005 RELAY | |

### ST795A Timers

| | | | | |
|---|---|---|---|---|
| 1 | EA | 72760 | ST795A 1023 TIMER | |
| 1 | EA | 72761 | ST795A 1031 TIMER | |
| 1 | EA | 72763 | ST795A 1056 TIMER | |

# Honeywell RA890F Protectorelay Primary Controls



Primary control provides solid state, electronic, flame safeguard protection for industrial and commercial single or dual fuel burners. Uses rectification principle of electronic flame detection. Directly replaces RA890E in most applications, mounts on same Q270A 1024 Subbase. Relights after flame failure in attempt to re-establish pilot before lockout. Safe-start check prevents start-up if flame-simulating failure occurs in flame detector circuit. Includes built-in protection against ignition crossover in flame rod systems.

| Model No.* | Voltage 50/60 Hz. | Safety Switch Timing (Sec.) | Flame Failure Response Time (Sec.)‡ | Alarm Contacts (SPDT) |
|---|---|---|---|---|
| RA890F 1270 | 120 | 15 | 0.8 | Yes |
| RA890F 1288 | 120 | 15 | 3.0 | Yes |
| RA890F 1346 | 120 | 30 | 3.0 | Yes |

* For new installation, also specify Q270A 1024 base.
‡ 3-second response is recommended for nonrecycling ignition cutoff service.

**Approximate Dimensions** (including subbase):
5" H x 5" W x 4-3/4" D.
U.L. Listed.
Industrial Risk Insurers acceptable.
Factory Mutual approved.
AGA design certified for -20° F.

| STD PKG | U/M | BERCOR NUMBER | DESCRIPTION | PC-1 EACH |
|---|---|---|---|---|
| 10 | EA | 72611 | RA890F 1270 PROTECTORELAY | |
| 10 | EA | 72618 | RA890F 1288 PROTECTORELAY | |
| 10 | EA | 72609 | RA890F 1346 PROTECTORELAY | |

# Honeywell RA890G Protectorelay Primary Controls



Primary control provides solid state, electronic, flame safeguard protection for industrial and commercial single or dual fuel burners. Used for interruped ignition and intermittent pilot on gas burners; interrupted or intermittent ignition on oil burners. Uses C7027, C7035, or C7044 Minipeeper Ultraviolet Flame Detector for flame sensing. Mounts on Q270A 1024 subbase (order separately). Relights after flame failure in attempt to re-establish pilot before lockout. Test jack permits reading of flame signal.

| Model No.* | Voltage 50/60 Hz. | Safety Switch Timing (Sec.) | Flame Failure Response Time (Sec.)‡ | Alarm Contacts (SPDT) |
|---|---|---|---|---|
| RA890G 1229 | 120 | 15 | 0.8 | Yes |
| RA890G 1260 | 120 | 15 | 3.0 | Yes |

*For new installation, also specify Q270A 1024 base.
‡ 3-second response is recommended for nonrecycling ignition cutoff service.

**Ambient Temperature Range:** -20° to 115° F (50 Hz models).
**Approximate Dimensions** (including subbase):
5" H x 5" W x 4-3/4" D.
U.L. Listed (120V models only).
Factory Mutual approved.
AGA design certified for -20° F.

| STD PKG | U/M | BERCOR NUMBER | DESCRIPTION | PC-1 EACH |
|---|---|---|---|---|
| 10 | EA | 72621 | RA890G 1229 PROTECTORELAY | |
| 10 | EA | 72622 | RA890G1260/U PROTECTORELAY | |

# M-Series and MicroM FlameSafeguard Components

## Selection Guide

### M-Series

| M-Series II Replacement Components | | | | |
|---|---|---|---|---|
| Part Number | Chassis | Amplifier | Programmer | Programmer Dipswitch #8 |
| UVM1D | MC120 | MAUV1T | MP100 | N/A |
| UVM1F | MC120 | MAUV1 | MP100 | N/A |
| TFM1D | MC120 | MART1T | MP100 | See Note 1 |
| TFM1F | MC120 | MART1 | MP100 | See Note 1 |
| UVM2 | MC120 | MAUV1 | MP230 | Off |
| TFM2 | MC120 | MART1 | MP230 | Off |
| UVM3 | MC120 | MAUV1 | MP230 | On |
| TFM3 | MC120 | MART1 | MP230 | On |
| UVM3H | MC120 | MAUV1 | MP230H | On |
| TFM3H | MC120 | MART1 | MP230H | On |
| UVM5 | MC120 | MAUV1 | MP560/562 | On |
| UVM6 | MC120 | MAUV1 | MP560/562 | See Note 2 |

N/A: Not Applicable. Programmer Dipswitches apply to MP230H and MP560 only. Dipswitch #8 sets Recycle/Non-Recycle Operation. MP560 Programmer Module has Check-Run Switch. Note 1: For Standing Pilot, clip out red jumper on MP100. Note 2: Dipswitch #8 is ON when red jumper of UVM6 is clipped.

### MicroM

| MicroM Replacement Components | | | |
|---|---|---|---|
| Chassis | Amplifier | Programmer | Programmer Dipswitch #6 |
| MEC120 | MEUV1 | MEP100 | N/A |
| MEC120 | MEUV4 | MEP100 | N/A |
| MEC120 | MERT1 | MEP100 | N/A |
| MEC120 | MERT4 | MEP100 | N/A |
| MEC120 | MEUV4 | MEP230 | C |
| MEC120 | MERT4 | MEP230 | C |
| MEC120 | MEUV4 | MEP230 | O |
| MEC120 | MERT4 | MEP230 | O |
| MEC120 | MEUV4 | MEP230H | O |
| MEC120 | MERT4 | MEP230H | O |
| MEC120 | MEUV4 | MEP560 | O |
| MEC120 | MEUV4 | MEP560 | C |

N/A: Not Applicable. Programmer Dipswitches apply to MEP200 and MEP500 Series Programmers. Dipswitch #6 sets Recycle/Non-Recycle Operation. (O = Non-Recycle and C = Recycle). MEP500 Series Module has Check-Run Switch.

### Programmer Dipswitch Settings

| M Series | | | | | | |
|---|---|---|---|---|---|---|
| #1 | #2 | #3 | #4 | #5 | #6 | #7 |
| On | OFF | OFF | OFF | OFF | ON | OFF |
| OFF | ON | OFF | OFF | OFF | ON | OFF |
| OFF | OFF | ON | OFF | OFF | ON | OFF |
| OFF | ON | OFF | OFF | OFF | OFF | ON |
| OFF | OFF | ON | ON | OFF | ON | OFF |
| OFF | OFF | ON | OFF | OFF | OFF | ON |
| OFF | OFF | OFF | ON | OFF | OFF | ON |
| OFF | OFF | ON | ON | OFF | OFF | ON |

Dipswitches #1 through #5 set Purge Timing. Dipswitches #6 through #7 set TFI Timing.

| MicroM | | | |
|---|---|---|---|
| #1 | #2 | #3 | #4 |
| C | C | C | C |
| C | C | C | C |
| O | C | C | C |
| C | C | O | O |
| O | O | C | C |
| O | C | O | O |
| C | O | O | O |
| O | O | O | O |

Dipswitches #1 and #2 set Purge Timing. Dipswitch #4 sets TFI Timing.
Dipswitch #6 sets Recycle/Non-Recycle.

# Modular M-Series Flame Safeguard Controls



## Flame Amplifiers

The Fireye MART1, MART1T, MAUV1, and MAUV1T are amplifier modules with the Fireye Modular M-Series II control. These amplifier modules provide flame scanning capabilities using any of the Fireye standard ultraviolet scanners (self-check scanners, not applicable), flame rods, and photocells.

The Flame Failure Response Time (F.F.R.T) of the control is determined by the selection of the amplifier module (see M-Series Cross Reference Listing). Test jacks are provided on the amplifier modules to permit flame signal measurement during operation.

### Flame Amplifier Selection

| Model No. | Description | Use with Scanner |
|---|---|---|
| MAUV1 | UV amplifier, 2-4 second F.F.R.T. | UV1A, UV2, UV8A, 45UV3-1050 |
| MAUV1T | UV amplifier, .8 second F.F.R.T. | UV1A, UV2, UV8A, 45UV3-1050 |
| MART1 | Flame rectification amplifier 2-4 second F.F.R.T. | 45CM1, 69ND1 |
| MART1T | Flame rectification amplifier .8 second F.F.R.T. | 45CM1, 69ND1 |

### Chassis

| STD PKG | U/M | BERCOR NUMBER | DESCRIPTION | PC-1 PURCH | PC-3 EXCH |
|---|---|---|---|---|---|
| 1 | EA | 77408 | MC120 CHASSIS | | |

### Amplifier Modules

| STD PKG | U/M | BERCOR NUMBER | DESCRIPTION | PC-1 EACH |
|---|---|---|---|---|
| 1 | EA | 77397 | MART1 FLAME RECT AMP MODULE | |
| 1 | EA | 77403 | MART1T FLAME RECT AMP MODULE | |
| 1 | EA | 77405 | MAUV1 UV AMP MODULE | |
| 1 | EA | 77407 | MAUV1T UV AMP MODULE | |
| 1 | EA | 77419 | 23-176 2AG 125V 8AMP FUSE | |
| 1 | EA | 77425 | 61-3060 FIREYE BASE | |

### Programmer Modules

| STD PKG | U/M | BERCOR NUMBER | DESCRIPTION | PC-1 PURCH | PC-2 EXCH |
|---|---|---|---|---|---|
| 1 | EA | 77347 | MP230H PROGRAMMER MODULE | | |
| 1 | EA | 77348 | MP560 PROGRAMMER MODULE | | |
| 1 | EA | 77349 | MP562 PROGRAMMER MODULE | | |
| 1 | EA | 77409 | MP100 PROGRAMMER MODULE | | |
| 1 | EA | 77410 | MP230 PROGRAMMER MODULE | | |

# Modular MicroM Flame Safeguard Controls



The Fireye MicroM Series Flame Safeguard Control is a compact, microprocessor based, modular burner management system designed to provide automatic ignition and continuous flame monitoring for commercial sizes of heating and process equipment firing any type of fuel.

The MicroM is designed to be backward compatible with existing M-Series controls. The advantages of the MicroM are zero dependence on discrete components previously used for timing functions. The Micro M, through the use of micro-controller technology, incorporates smart diagnostic LEDs, smart reset function, optional alpha-numeric display output (ED510), and serial communications via a Modbus or E500 Communication Interface. The MicroM system also provides additional amplifier selections.

### Amplifier Modules

The Fireye MEUV4 is an Amplifier Module used with the Fireye Modular MicroM control. This amplier module provides flame scanning capabilities using any of the Fireye standard ultraviolet scanners, self-check scanners, infrared scanners, cadmium sulfide scanners, flame rods, and photocells.

The Flame Failure Response Time (FFRT) of the control is determined by the selection of the amplifier module. Test jacks are provided on the amplifier modules to permit flame signal measurement during operation and is a uniform 0-10 vdc for all models.

### Programmer Modules

The MEP 230 features selectable purge timing, PTFI timing, Recycle/Non-Recycle, post purge, and prove air open at start.

### Plug-in Board Module

The MicroM provides remote reset, remote alpha-numeric display, and serial communications as stand-alone or in combination through the employment of an optional board.

**Flame Amplifier Selection**

| Model No. | Description | Use with Scanner |
|---|---|---|
| MEUV4 | UV amplifier, 3 second F.F.R.T. | UV1A, UV2, UV8A, 45UV3-1050 |
| MERT4 | Flame Rod/Photocell Amplifier, 3 Second F.F.R.T | 69NDI, 45 CM1 |

### Chassis

| STD PKG | U/M | BERCOR NUMBER | DESCRIPTION | PC-1 PURCH | PC-3 EXCH |
|---|---|---|---|---|---|
| 1 | EA | 77333 | MEC120 MICRO M CHASSIS | | |

### Amplifier Module

| STD PKG | U/M | BERCOR NUMBER | DESCRIPTION | PC-1 EACH |
|---|---|---|---|---|
| 1 | EA | 77336 | MEUV4 MICRO M AMPLIFIER | |

### Programmer Module

| STD PKG | U/M | BERCOR NUMBER | DESCRIPTION | PC-1 PURCH | PC-2 EXCH |
|---|---|---|---|---|---|
| 1 | EA | 77335 | MEP230 MICRO M PROGRAMMER | | |

### Plug-in Board Module

| STD PKG | U/M | BERCOR NUMBER | DESCRIPTION | PC-1 EACH |
|---|---|---|---|---|
| 1 | EA | 77340 | MED6 MICRO M PLUG-IN BOARD MODULE | |

# Burner Control Components



**60-1386-2 Base:** Surface mount for D and E Series control systems.
**60-1466-2 Base:** Cabinet mount for D and E Series control systems.
**Replacement Components for Modernization Kits:**
PFM1R, PFM2R, PFM3R, PFM9R, and PFM10R
**E110:** Consists of one each EB700, 48-1836, and EC600.
**EP160:** Selectable 60 Sec. purge, 10 and 15 Sec. T.F.I., non-recycle.
**EP260:** Selectable 60 sec. purge, 10 and 15 sec. T.F.I., recycle.
**EP390:** Selectable 90 sec. purge, 5 and 10 sec. T.F.I., selectable recycle/non-recycle, no modulation.
**EIR1:** Infrared auto-check, use with 48PT2.
**EUV1:** Ultraviolet, use with UV1 or 45UV3.
**ERT1:** Flame rectification.

### C and D Series Upgrade to EPD Programmer Modules and Flame-Monitor Systems

| Model No. Series C | Series D Component | Flame-Monitor Using EPD Modules | Flame-Monitor Components |
|---|---|---|---|
| 25CU6-5065 | 72DUV1 | EPD160<br>EUV1 | RP160<br>EUV1 |
| 25CU6-5066 | 72DUV1 | EPD260<br>EUV1 | EP260<br>EUV1 |
| 25CF6-5022 | 72DIR1 | EPD160<br>EIR1 | EP160<br>EIR1 |
| 26CF6-5023 | 72DIR1 | EPD260<br>EIR1 | EP260<br>EIR1 |
| 25CU6-5062 | 70D30<br>72DUV1 | E110<br>EPD380<br>EUV1 | E110<br>EUV1 |

| Model No. Series C | Series D Component | Flame-Monitor Using EPD Modules | Flame-Monitor Components |
|---|---|---|---|
| 25CU6-5063 | 70D30<br>72DUV1 | E110<br>EUV1 | E110<br>EUV1 |
| 25CF6-5020 | 70D30<br>72DIR1 | E110<br>EPD380<br>EIR1 | E110<br>EIR1 |
| 25CF6-5021 | 70D30<br>72DIR1 | E110<br>EIR1 | E110<br>EIR1 |
| 24CJ5-5010 | 70D30 | E110<br>EPD380<br>ERT1 | E110<br>ERT1 |
| 24CJ5-5011 | 70D30 | E110<br>ERT1 | E110<br>ERT1 |

NOTE: When E110 and E100 Chassis are used, terminal 13 must be powered from 3 to 13 on the wiring base.

### Bases

| STD PKG | U/M | BERCOR NUMBER | DESCRIPTION | PC-1 EACH |
|---|---|---|---|---|
| 1 | EA | 77424 | 60-1386-2 FIREYE BASE | |
| 1 | EA | 77426 | 60-1466-2 FIREYE BASE | |

### Programmers and Amplifiers

| STD PKG | U/M | BERCOR NUMBER | DESCRIPTION | PC-1 PURCH | PC-2 EXCH |
|---|---|---|---|---|---|
| 1 | EA | 77439 | 72DUV1 AMPLIFIER | | |

### Replacement Components for Modernization Kits

| | | | | | |
|---|---|---|---|---|---|
| 1 | EA | 77353 | EP160 MODULE | | |
| 1 | EA | 77354 | EP260 MODULE | | |
| 1 | EA | 77356 | EP390 MODULE | | |
| 1 | EA | 77357 | E1R1 AMPLIFIER | | |
| 1 | EA | 77358 | ERT1 AMPLIFIER | | |
| 1 | EA | 77359 | EUV1 AMPLIFIER | | |
| 1 | EA | 77898 | E-110 FLAME MONITOR | | |
| 1 | EA | 77901 | ED510 KEYPAD DISPLAY | | |

# Scanners and Scanner Parts


45UV5-1009


UV2


48PT2-1007


48PT2-9007


UV-1A6

- **45UV5-1009** Ultraviolet selfcheck scanner with 1" NPT connection
- **48PT2-1007** Infrared scanner with 48" leads and straight head
- **48PT2-9007** Infrared scanner with 48" leads and 90° head
- **UV1A6** Ultraviolet scanner with 72" shielded leads and 1/2" NPT connection
- **UV2** Ultraviolet scanner with 36" shielded leads and 3/8" NPT connection
- **4263-1** Firetron cell for 48PT2
- **35-69** Heat insulator with 1/2" connection for 48PT and UV1A

### Scanners

| STD PKG | U/M | BERCOR NUMBER | DESCRIPTION | PC-1 EACH |
|---|---|---|---|---|
| 1 | EA | 77423 | 45UV5-1009 UV SCANNER | |
| 1 | EA | 77389 | 48PT2-1007 INFRARED SCANNER | |
| 1 | EA | 77390 | 48PT2-9007 INFRARED SCANNER | |
| 1 | EA | 77382 | UV1A6 UV SCANNER | |
| 1 | EA | 77383 | UV2 UV SCANNER | |

### Scanner Parts

| | | | | |
|---|---|---|---|---|
| 1 | EA | 77377 | 4-263-1 FIRETRON CELL F/48PT2 | |
| 1 | EA | 77385 | 35-69 HEAT INSULATOR | |

# 668 Series Kwik-Sensor Cad Cell Relays



**668-430** replaces intermittent ignition Kwik-Sensor cad cell relays on oil burner systems with 45 second safety timing. Signal light glows whenever safety lock-out occurs. Use with 956-154 flame detector. 120 Vac, 60 Hz. standard input voltage, and 24 Vac control voltage. 10" useable leads and mounts to 4" x 4" junction box.

| STD PKG | U/M | BERCOR NUMBER | DESCRIPTION | PC-1 EACH |
|---|---|---|---|---|
| 1 | EA | 75563 | 668-430 KWIK-SENSOR | |

# Honeywell 7800 Series Burner and Boiler Controls

The 7800 Series Burner Control is a micro- processor based integrated control for gas, oil, or combination fuel single burner application. The 7800 Series consists of a relay module, subbase, amplifier, keyboard display module, and purge card. Options include personal computer communication interface, control bus module, remote display mounting, first out expanded annunciator, and ZM7850 combustion system manager.

The 7800 Series is programmed to provide safety, functional capability, and features beyond the capacity of conventional controls. The 7800 Series is Underwriters Laboratories Inc., listed, Canadian Standards Association listed, and Factory Mutual approved.

Functions provided by the 7800 Series include automatic or semi-automatic burner sequencing, flame supervision, system status indication, historical files (total cycles, total hours, last six lockouts), system or self-diagnostics, and troubleshooting aid.

The 7800 Series communication interface option provides local and remote monitoring and diagnostics of the 7800 Series by using an IBM® equivalent personal computer and Microsoft Windows 3.0 (or current) software.

The first out expanded annunciator provides system status indication for up to 21 points for system and self diagnostics beyond standard 7800 Series functions. The S7800 remote keyboard display module mounting provides system status monitoring from multiple locations.

## Features

- Dynamic self-check logic.
- Dynamic safety relay test.
- Tamper resistant timing and logic.
- Dynamic input check.
- First out annunciation and system diagnostics are provided by a 40 character vacuum fluorescent display (VFD) located on the keyboard display module.
- Five LEDs for system sequence status.
- Five function Run/Test switches.
- Nonvolatile memory, (7800 Series retains history files and sequencing status after loss of power).
- Interchangeable plug-in flame amplifiers.
- Dependable, long term operating microcomputer technology.
- Communication interface capability.
- Local or remote annunciation of 7899 Series shutdowns.
- First out expanded annunciation with 24 LEDs for limit or interlock status.
- Application flexibility.
- Off cycle flame signal check
- Pre-ignition interlock check
- Airflow switch check
- Configuration jumpers for sequence timings and tests
- Field selectable flame failure response timings
- Interchangeable purge timers
- Remote rest
- Modernization adapter subbases
- Interchangeable mounting subbases
- Burner Controller Data
  - Sequence status
  - Sequence time
  - Hold status
  - Lockout/alarm status
  - Flame signal strength
  - Expanded annunciator status
  - Total hours of operation
  - Total cycles of operation
  - Fault history, of the six most recent faults
    - Fault Message and Code
      - Sequence status at the time of fault
      - Expanded annunciator data at the time of fault
      - Cycles of operation at the time of fault
      - Hours of operation at the time of fault
    - Diagnostic information
      - Relay module type
      - Software revision and version
      - On/off status of all digital inputs/outputs
      - Status of configuration jumpers
      - Selected prepurge time
      - Flame failure response time
      - Flame amplifier type
      - Manufacturing date code

## Specifications

- **Electrical Ratings:**
  - Relay Module: 120VAC (+10/-15%); 50 or 60 Hz. (+/-10%).
  - Display Module: 13 Vdc (+10/-15%); 50 or 60 Hz. .
  - Expanded Annunciator: 120 Vac (+10/-15%); 50 or 60 Hz.
- **Power Dissipation:**
  - Relay Module: 10 watts maximum.
  - Expanded Annunciator: 5 watts maximum.
  - Keyboard Display Module: 3 watts maximum.
  - Communication Interface: 5 watts maximum.
  - Maximum Total Connected Load: 200VA
- **Fusing:**
  - 7800 Series: 15A maximum, type FRN or equivalent.
  - Total System: 20A maximum, type FRN or equivalent.
- **Dimensions:** 5" x 5" x 5-1/4" (relay module, amplifier, keyboard display module, purge timer, and panel type mounting subbase).

# Honeywell 7800 Series Burner and Boiler Controls

## RM7800 and RM7840 Programmers




The 7800 Series control family will provide a complete enhanced electronic burner and boiler product line to replace RA890 flameswitches and R4140, R4795, R7795, BC7000 and competitive controls.

**Required Components:**
Q7800A or Q7800B Subbase
ST7800 Purge Timer
RM7847/48/49 Flame Amplifier

**Approval Bodies:**
U.L.: File MP268 Guide MCC2
CSA: LR9S329-3
FM: J11V9AO.AF
IRI: Acceptable
FCC: Part 15, Class B
CDC: CS-03, No. 5733459A

| Device | Replacement For | Display | Dust Cover Optional Display | ESP | Modulation | Non-modulation | Preignition | Running | Lockout | Low Fire Interlocks | High Fire Interlocks | Selectable Prepurge Timing | 4 or 10 sec. PFEP* | Airflow Check Option | Preignition Check in Post Purge | 5 LEDs | Rectification | Infrared | Ultraviolet |
|---|---|---|---|---|---|---|---|---|---|---|---|---|---|---|---|---|---|---|---|
| RM7800L | BC7000/PM720L or R4140L | X | | | X | | X | X | | X | X | X | X | X | X | X | X | X | X |
| RM7840G | R4140G | | X | | X | | X | X | | X | | X | X | X | X | X | X | X | X |
| RM7840L | R4140L | | X | | X | | X | | X | X | X | X | X | X | X | X | X | X | X |
| RM7840M | R4140M | | X | | | X | X | X | | X | | X | X | X | X | X | X | X | X |
| RM7838A | R4138A,C | X | X | | | X | | X | | | X | X | X | | | X | X | X | X |

*PFEP (Pilot Flame Establishing Period)

| STD PKG | U/M | BERCOR NUMBER | DESCRIPTION | PC-1 PURCH |
|---|---|---|---|---|
| 1 | EA | 74662 | RM7838A 1014 BURNER CONTROL | |
| 1 | EA | 74664 | RM7800L 1012 BURNER CONTROL | |
| 1 | EA | 74668 | RM7840L 1018 BURNER CONTROL | |
| 1 | EA | 74675 | RM7840M1017/U BURNER CONTROL | |
| 1 | EA | 74677 | RM7840G 1014 BURNER CONTROL | |

# Honeywell 7800 Series Burner and Boiler Controls

## Q7800 and ST7800, Subbases and Adaptor Plate for all 7800 Series Controls



**Q7800A, B Universal Wiring Subbase**



**Q7800 Panel Mount**



**ST7800A**

| Device | Description | Mounting | Construction |
|---|---|---|---|
| Q7800A | Universal Wire Base for all 7800 Series Controls | Panel | Plastic |
| Q7800B | Universal Wire Base for all 7800 Series Controls | Burner/Wall | Metal |
| Q7800E* | Adapter Subbase for Fireye "E" Series Controls | — | — |
| Q7800F* | Adapter Subbase for RA890 and R4795 | — | — |

*Special order items.

### Subbases and Adaptor Plate

| STD PKG | U/M | BERCOR NUMBER | DESCRIPTION | PC-1 PURCH |
|---|---|---|---|---|
| 1 | EA | 74671 | Q7800A1005/U SUBBASE | |
| 1 | EA | 74672 | Q7800B 1003 SUBBASE | |

### Purge Timers

| Timing | STD PKG | U/M | BERCOR NUMBER | DESCRIPTION | PC-1 PURCH |
|---|---|---|---|---|---|
| 30 Sec. | 1 | EA | 74689 | ST7800A1039/U 30 SEC PURGE TIMER | |
| 40 Sec. | 1 | EA | 74690 | ST7800A 1047 40 SEC PURGE TIMER | |
| 60 Sec. | 1 | EA | 74691 | ST7800A 1054 60 SEC PURGE TIMER | |
| 90 Sec. | 1 | EA | 74692 | ST7800A1002/U 90 SEC PURGE TIMER | |
| 7 Sec. | 1 | EA | 74694 | ST7800A 1013 7 SEC PURGE TIMER | |

Other models available, please ask your Berkheimer representative for details.

Available in the Chicago Area, the Gary Area, South Bend, and Fort Wayne.

# Honeywell 7800 Series Burner and Boiler Controls

## Plug-in Flame Signal Amplifiers




| Plug-in Flame Signal Amplifiers | | | | Applicable Flame Detectors | | | |
|---|---|---|---|---|---|---|---|
| **Model No.** | **Description** | **Color** | **Self-Checking** | **Flame Failure Response Time** | **Use With** | **Type** | **Model No.** |
| R7847A1025 | Rectification | Green | No | .8 or 1 Sec. | Gas | Rectifying Flame Rod Holders[c] | C7004, C7007, C7011, C7008, C7009, Q179 |
| | | | | | Oil | Photo Cell | C7010, C7013, C7014 |
| R7847A1033 | Rectification | Green | No | 2 or 3 Sec. | Gas | Rectifying Rod Holders[c] | C7004, C7007, C7011, C7008, C7009, Q179 |
| | | | | | Oil | Photo Cell | C7010, C7013, C7014 |
| R7847Bb1031 | Rectification | Green | Dynamic Amplicheck | 2 or 3 Sec. | Gas | Rectifying Flame Rod Holders[c] | C7004, C7007, C7011, C7008, C7009, Q179 |
| | | | | | Oil | Photo Cell | C7010, C7013, C7014 |
| R7847C1005 | Rectification | Green | Dynamic Self-Check | 2 or 3 Sec. | Gas, Oil, Coal | Ultraviolet (Purple Peeper) | C7012E, F |
| R7848A1008 | Infrared | Red | No | 2 or 3 Sec. | Gas, Oil, Coal | Infrared (Lead Sulfide) | C7015 |
| R7849A1023 | Ultraviolet | Purple | No | 2 or 3 Sec. | Gas, Oil | Ultraviolet (Minipeeper) | C7027, C7035, C7044[a] |
| R7849B[b]1013 | Ultraviolet | Purple | Dynamic Amplicheck | .8 or 1 Sec. | Gas, Oil | Ultraviolet (Minipeeper) | C7027, C7035, C7044[a] |
| R7849B1021 | Ultraviolet | Purple | Dynamic Amplicheck | 2 or 3 Sec. | Gas or Oil | Ultraviolet (Minipeeper) | C7027, C7035, C7044[a] |

[a] R7849A. B and C7027, C7035, and C7044 Flame Detectors should be used only on burners that cycle on-off at least every 24 hours. Appliances with burners that remain on for 24 hours continuously or longer should use C7012E/F Flame Detector with R7847C Amplifier or C7076A, D Flame Detector with R7886A Amplifier as ultraviolet flame detection system.

[b] Circuitry tests flame signal amplifier at least 12 times a minute during burner operation and shuts down burner if amplifier fails.

[c] Order flame rod separately; see instructions for holder.

| STD PKG | U/M | BERCOR NUMBER | DESCRIPTION | PC-1 PURCH |
|---|---|---|---|---|
| 1 | EA | 74673 | R7847A 1025 AMPLIFIER | |
| 1 | EA | 74674 | R7847A 1033 AMPLIFIER | |
| 1 | EA | 74676 | R7847B 1031 AMPLIFIER | |
| 1 | EA | 74678 | R7847C 1005 AMPLIFIER | |
| 1 | EA | 74679 | R7848A 1008 AMPLIFIER | |
| 1 | EA | 74682 | R7849B 1021 AMPLIFIER | |
| 1 | EA | 74683 | R7849A 1023 AMPLIFIER | |
| 1 | EA | 74684 | R7849B 1013 AMPLIFIER | |

Available in the Chicago Area, the Gary Area, South Bend, and Fort Wayne.

# Honeywell Burner Control Selection Flow Chart

## On-Off Burner Control UL RM7800/7840 M

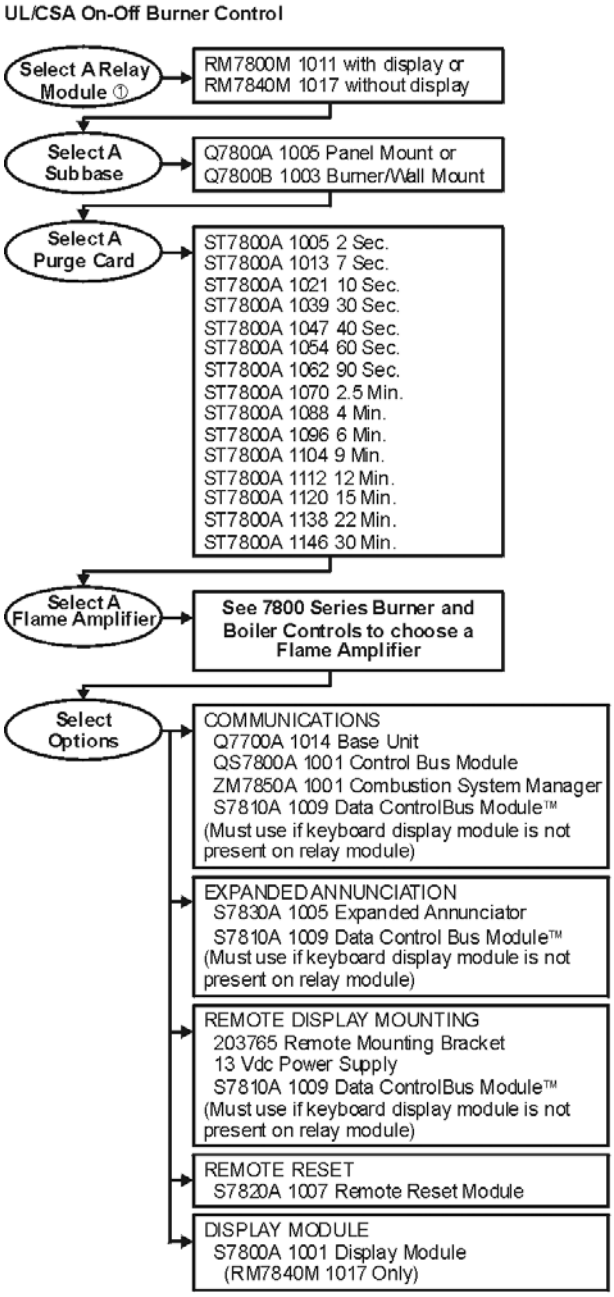


## Modulation Burner Control UL RM7800/7840 G

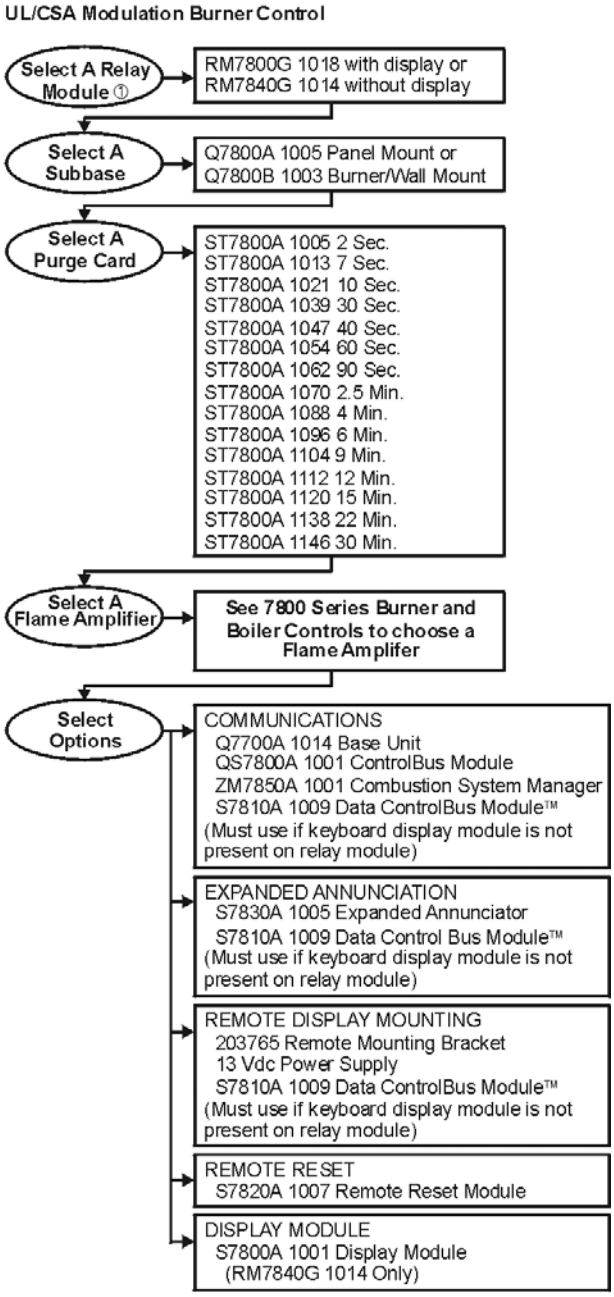


① 60 Hz Operation.

# Honeywell Modulation Burner Control

## FM/IRI RM7800/7840 E or L

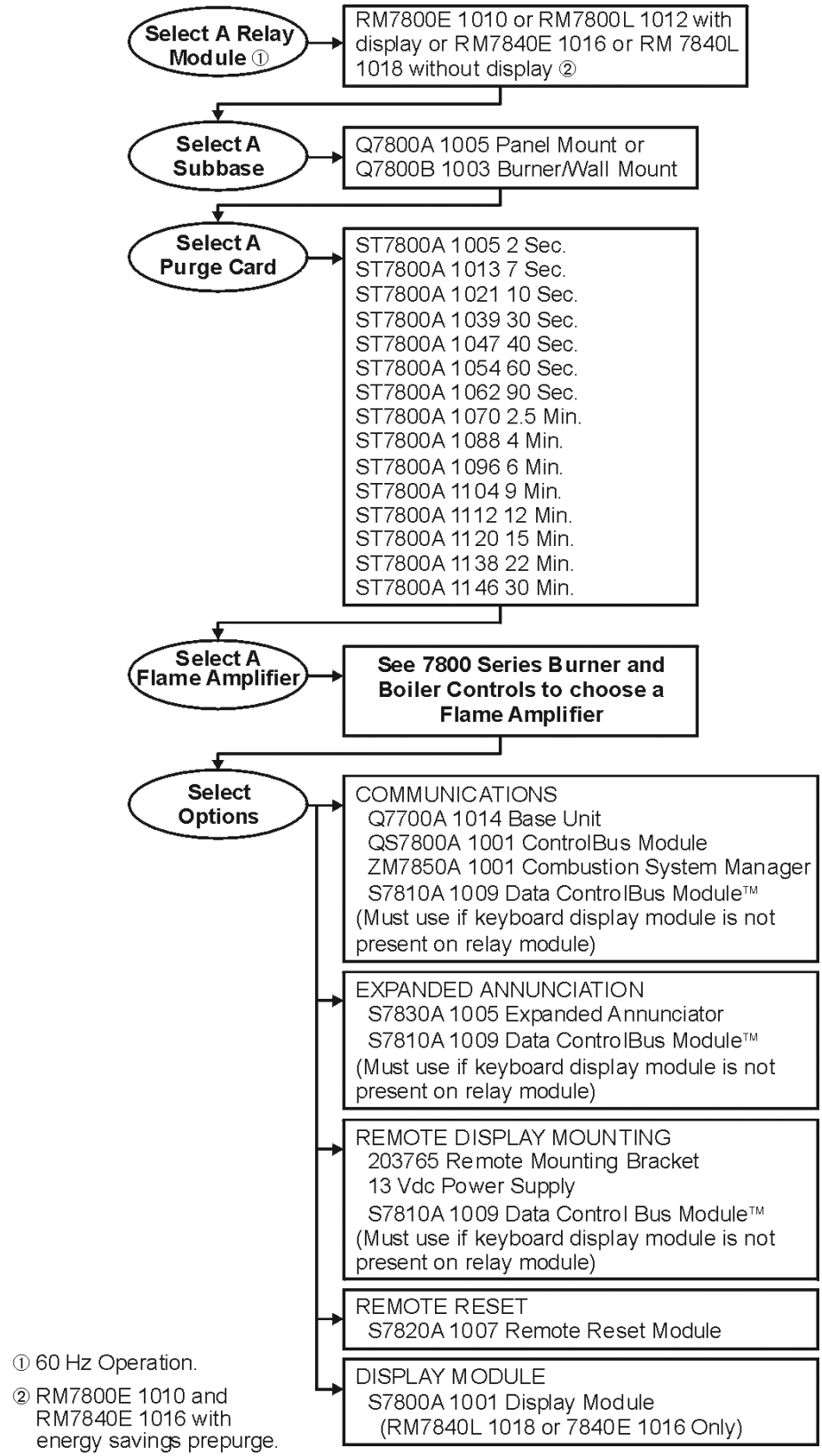


① 60 Hz Operation.

② RM7800E 1010 and RM7840E 1016 with energy savings prepurge.

# Honeywell 7800 Series Communication Accessories

**For Use with 7800 Series Burner and Boiler Controls**
**S7830, S7820, S7820, and S7810**



| STD PKG | U/M | BERCOR NUMBER | DESCRIPTION | PC-1 PURCH |
|---|---|---|---|---|
| 1 | EA | 74686 | S7810A 1009 DATA CONTROLBUS MODULE | |
| 1 | EA | 74687 | S7820A1007/U REMOTE RESET | |
| 1 | EA | 74688 | S7800A 1001 KEYBD DISPLAY MODULE | |

Available in the Chicago Area, the Gary Area, South Bend, and Fort Wayne

# Honeywell RM7895A, C Full Function Primary Control



Microprocessor-based integrated primary burner control for automatically fired gas, oil, coal, or combination fuel, single burner applications.

**RM7895A.** Intermittent primary relay module without AFSC, 60 Hz.
**RM7895C.** Interrupted primary relay module without AFSC, 60 Hz.

| Model No. | Replaces | Initiate | Standby | Purge | Flame Establishing Period | | Airflow Switch Check (AFSC) | Delayed Main Valve |
|---|---|---|---|---|---|---|---|---|
| | | | | | Pilot | Main | | |
| RM7859A | R7795A, B | 10 Sec. | * | ** | 4 or 10 Sec. | No | No | No |
| RM7895C | R7795C, D | 10 Sec. | * | ** | 4 or 10 Sec. | 10 Sec. | No | Yes |

* Standby and Run can be an infinite time period.

**Purge will be determined by which ST7800 Purge Timer is selected.

NOTE: To replace R7795A, C select R7849A Flame Signal Amplifier. To replace R7795B, D select R7847A Flame Signal Amplifier.

| STD PKG | U/M | BERCOR NUMBER | DESCRIPTION | PC-1 PURCH |
|---|---|---|---|---|
| 1 | EA | 74666 | RM7895C 1012 BURNER CONTROL | |
| 1 | EA | 74667 | RM7895A1014/U BURNER CONTROL | |

# Honeywell RM7890A, B Primary Controls

## Upgrade for RA890 Series Combustion Controls




Microprocessor-based integrated primary burner control for automatically fired, gas, oil, coal, or combination fuel burner applications.
**Dimensions:** 5" W x 5" H x 3-1/32" D.

### Options Available for the RM7890

S7800 Keyboard Display Module
S7820 Remote Reset
Q7700 Based Communication

### Functional Enhancement for RA890

**RM7890A:** Automatic primary control, 60 Hz., with 4 or 10 sec. PFEP, recycle or lockout on flame failure, 5 LEDs, dustcover.
**RM7890B:** Automatic primary control, 60 Hz., with 4 or 10 sec. PFEP, recycle or lockout on flame failure, shutter drive, 5 LEDs, dustcover.

### RA890 to RM7890A Cross-Reference

| Old Model No. RA890 | New Model No. RM7890 | Voltage | Safety Switch Timing Sec. | Flame Response | Alarm Control | Flame Sensor |
|---|---|---|---|---|---|---|
| RA890F 1270 | RM7890A 1015 | 120 | 15 | 0.8 | SPDT | Flame Rod, Rect. Cells, C7012,and U.V. |
| RA890F 1288 | RM7890A 1015 | 120 | 15 | 3.0 | SPDT | |
| RA890F 1346 | RM7890A 1015 | 120 | 30 | 3.0 | SPDT | |
| RA890F 1361 | Step down to 120V* | 240 | 30 | 3.0 | SPDT | |
| RA890F 1387 | Step down to 120V* | 240 | 15 | 3.0 | SPDT | |
| RA890G 1229 | RM7890A 1015** | 120 | 15 | 0.8 | SPDT | Interrupted, C7027, C7035, C7044 |
| RA890G 1260 | RM7890A 1015** | 120 | 15 | 3.0 | SPDT | |

* For 240V RA890 must provide 120V to convert to RM7890A 1015.

** For C7012E/F scanner use RM 7890B 1014.

### Use RM8990A 1015 to Replace the Following RA890 Models

| | | | | |
|---|---|---|---|---|
| RA890E 1009 | RA890E 1415 | RA890E 1918 | RA890F 1130 | RA890F 1502 |
| RA890E 1033 | RA890E 1447 | RA890E 1926 | RA890F 1239 | RA890F 1510 |
| RA890E 1066 | RA890E 1462 | RA890E 1934 | RA890F 1247 | RA890F 1526 |
| RA890E 1090 | RA890E 1496 | RA890E 1942 | RA890F 1254 | RA890F 1551 |
| RA890E 1124 | RA890E 1520 | RA890F 1007 | RA890F 1262 | RA890F 1569 |
| RA890E 1157 | RA890E 1587 | RA890F 1015 | RA890F 1270 | RA890F 1627 |
| RA890E 1181 | RA890E 1603 | RA890F 1023 | RA890F 1288 | RA890F 1700 |
| RA890E 1215 | RA890E 1629 | RA890F 1031 | RA890F 1388 | RA890F 1718 |
| RA890E 1249 | RA890E 1645 | RA890F 1049 | RA890F 1346 | RA890H 1003 |
| RA890E 1280 | RA890E 1678 | RA890F 1056 | RA890F 1437 | RA890H 1052 |
| RA890E 1314 | RA890E 1702 | RA890F 1064 | RA890F 1476 | RA890K 1006 |
| RA890E 1348 | RA890E 1777 | RA890F 1072 | RA890F 1486 | |
| RA890E 1389 | RA890E 1827 | RA890F 1122 | RA890F 1494 | |

NOTE: When C7012E or F is used with RA890 use RM7890B 1014 rather than RM7890A 1015. 208/240 Vac R890s are not listed. Step down to 120 Vac and use RM7890A 1015.

| STD PKG | U/M | BERCOR NUMBER | DESCRIPTION | PC-1 PURCH |
|---|---|---|---|---|
| 1 | EA | 74669 | RM7890A 1015 RELAY MODULE | |
| 1 | EA | 74670 | RM7890B 1014 RELAY MODULE | |

Available in the Chicago Area, the Gary Area, South Bend, and Fort Wayne

# Honeywell Modutrol IV Cross Reference

| Old Model No. | New Model No. | Or | Configure Tradeline Model as Described | Set Stroke to (degrees) | Add Internal Transformer | Add Aux. Switches | Comments |
|---|---|---|---|---|---|---|---|
| M445A 1000 | M4185B 1009 | | M8185D 1006 | 160 | 120V | 1 | |
| M445A 1042 | M4185B 1017 | | M8185D 1006 | 160 | 208/240V | 1 | |
| M445A 1067 | M4185B 1025 | | M8185D 1006 | 160 | 220V | 1 | |
| M445D 1007 | M4185A 1001 | | M8185D 1006 | 160 | 120V | | |
| M644A 1016 | M6184D 1035 | | M6184D 1035 | 160 | | | |
| M644A 1024 | M6184A 1015 | | M6184D 1035 | 90 | | | |
| M644B 1049 | M6184A 1023 | | M6184D 1035 | 160 | 120V | | Replaced motor is 15/30 seconds. |
| M644C 1006 | M6184D 1001 | | M6184D 1035 | | | | |
| M644C 1014 | M6194D 1017 | | M6194D 1017 | 160 | | | |
| M644D 1005 | M6184F 1006 | | M6184D 1035 | | | 2 | |
| M644E 1012 | M6194B 1003 | | M6194D 1007 | 90 | | 1 | |
| M644E 1053 | M6194E 1006 | | M6194D 1007 | | | | |
| M734D 1004 | M7364A 1007 | | M9164D 1009 | 160 | 120V | | Add Q7330A. |
| M734D 1012 | M7364A 1015 | | M9164D 1009 | 90 | 120V | | Add Q7330A. |
| M734D 1038 | M7364A 1023 | | M9164D 1009 | 160 | | | Add Q7330A. |
| M734H 1000 | M7164G 1006 | | M9164D 1009 | 90 | 120V | | Add Q7130A set at 10.5-13.5 Vdc. |
| M734H 1018 | M7164G 1014 | | M9164D 1009 | 90 | 120V | | Add Q7130A set at 4-7 Vdc. |
| M734H 1026 | M7164G 1022 | | M9164D 1009 | 160 | | | Add Q7130A set at 4-7 Vdc. |
| M734J 1015 | M7164A 1009 | | M9164D 1009 | 160 | | | Add Q7130A set at 4-7 Vdc. |
| M734J 1056 | M7164A 1017 | | M9164D 1009 | 90 | | | Add Q7130A set at 10.5-13.5 Vdc. |
| M734J 1072 | M7164B 1007 | | M9164D 1009 | 160 | 120V | 1 | Add Q7130A set at 6-9 Vdc. |
| M744A 1006 | M7384A 1003 | | M9184D 1013a | 160 | 120V | | Add Q7330A. |
| M744A 1014 | M7384A 1011 | | M9184D 1013a | 90 | 120V | | Add Q7330A. |
| M744D 1003 | M7184A 1005 | | M9184D 1013a | 160 | 120V | | Add Q7130A set at 4-7 Vdc. |
| M744S 1005 | M7284A 1004 | | M9184D 1013a | 90 | 120V | | Add Q7230A set at 4-20 mA. |
| M744S 1013 | M7284A 1012 | | M9184D 1013a | 160 | 120V | | Add Q7230A set at 4-20 mA. |
| M744T 1004 | M7284C 1000 | | M9184D 1013a | 90 | 120V | 2 | Add Q7230A set at 4-20 mA. |
| M744T 1012 | M7284C 1018 | | M9184D 1013a | 160 | 120V | 2 | Add Q7230A set at 4-20 mA. |
| M744Y 1009 | M7284Q 1009 | | M9184D 1013a | 90 | 120V | 2 | Add Q7230A set to desired range. |
| M744Y 1017 | M7284Q 1017 | | M9184D 1013a | 160 | 120V | 2 | Add Q7230A set to desired range. |
| M745A 1003 | M7385A 1002 | | M9185D 1004 | 90 | | | Add Q7330A. |
| M745A 1011 | M7385A 1010 | | M9185D 1004 | 160 | | | Add Q7330A. |
| M745G 1007 | M7186G 1000 | | M9185D 1004 | 160 | | | Add Q7130A set at 4-7 Vdc. |
| M745L 1027 | M7685A 1009 | | M9185D 1004 | 160 | | | Add Q7630A. |
| M745L 1043 | M7685A 1017 | | M9185D 1004 | 90 | | | Add Q7630A. |
| M745P 1007 | M7185A 1004 | | M9185D 1004 | 160 | | | Add Q7130A set at 4-7 Vdc. |
| M745S 1002 | M7285A 1003 | | M9185D 1004 | 90 | 120V | | Add Q7230A set at 4-20 mA. |
| M745S 1010 | M7285A 1011 | | M9185D 1004 | 160 | 120V | | Add Q7230A set at 4-20 mA. |
| M745T 1001 | M7285C 1009 | | M9185D 1004 | 90 | 120V | 2 | Add Q7230A set at 4-20 mA. |
| M745T 1019 | M7285C 1017 | | M9185D 1004 | 160 | 120V | 2 | Add Q7230A set at 4-20 mA. |
| M745Y 1006 | M7285Q 1008 | | M9185D 1004 | 90 | 120V | 2 | Add Q7230A set to desired range. |
| M745Y 1014 | M7285Q 1016 | | M9185D 1004 | 160 | 120V | 2 | Add Q7230A set to desired range. |
| M845A 1001 | M8185B 1000 | | M8185D 1006 | 160 | | 1 | |
| M845A 1027 | M4185B 1041 | | M8185D 1006 | 160 | 120/208/240V | 1 | |
| M845A 1035 | M4185B 1058 | | M8185D 1006 | 90 | 120/208/240V | 1 | |
| M845C 1009 | M8185A 1002 | | M8185D 1006 | 160 | | | |
| M845E 1007 | M4186H 1005 | | M8185D 1006 | 160 | 120V | 1 | Replaced model is N.O.b |
| M934A 1201 | M9164A 1013 | | M9164D 1009 | 160 | 120/208/240V | | |
| M934A 1219 | M9164A 1021 | | M9164D 1009 | 160 | 120V | | |
| M934A 1227 | M9164D 1009 | | M9164D 1009 | 160 | | | |
| M934A 1235 | M9164A 1047 | | M9164D 1009 | 160 | 220V | | |
| M934A 1243 | M9164C 1001 | | M9164D 1009 | 160 | | 2 | |
| M934A 1250 | M9164C 1019 | | M9164D 1009 | 160 | 120V | 2 | |
| M934A 1268 | M9164C 1027 | | M9164D 1009 | 160 | 120/208/240V | 2 | |
| M934A 1284 | M9164A 1096 | | M9164D 1009 | 160 | 120V | | |
| M934A 1292 | M9164C 1043 | | M9164D 1009 | 160 | 120V | 2 | |
| M934A 1318 | M9164C 1035 | | M9164D 1009 | 90 | 120V | 2 | |
| M934A 1326 | M9164A 1054 | | M9164D 1009 | 90 | 120V | | |
| M934A 1334 | M9164A 1062 | | M9164D 1009 | 90 | | | |
| M934A 1342 | M9164A 1070 | | M9164D 1009 | 160 | | | |
| M934D 1000 | M9174B 1001 | | M9174D 1007 | 160 | 120V | 1 | |
| M934D 1018 | M9174C 1009 | | M9174D 1007 | 160 | 120V | 2 | |
| M934D 1026 | M9174B 1019 | | M9174D 1007 | 90 | 120V | 1 | |
| M934D 1034 | M9174C 1017 | | M9174D 1007 | 90 | 120V | 2 | |

***Continued on the Following Page***

***Continued from the Previous Page***

| Old Model No. | New Model No. | Or | Configure Tradeline Model as Described | Set Stroke to (degrees) | Add Internal Transformer | Add Aux. Switches | Comments |
|---|---|---|---|---|---|---|---|
| M941A 1008 | M9484D 1002 | | M9184D 1013a | | | | Replaced motor is 15/30 seconds. |
| M941A 1016 | M9484D 1010 | | M9184D 1013a | | | | |
| M941A 1024 | M9494D 1000 | | M9194D 1003 | | | | |
| M941A 1032 | M9484D 1028 | | M9184D 1013a | | | | |
| M941A 1057 | M9484D 1036 | | M9184D 1013a | | | | Replaced motor is 15/30 seconds. |
| M941C 1006 | M9484E 1009 | | M9184D 1021a | | | 1 | Replaced motor is 15/30 seconds. |
| M941C 1014 | M9484E 1017 | | M9184D 1013a | | | 1 | |
| M941C 1022 | M9484E 1025 | | M9184D 1013a | | | 1 | |
| M941C 1030 | M9484E 1033 | | M9184D 1013a | | | 1 | |
| M941C 1063 | M9484E 1058 | | M9184D 1021a | | | 1 | |
| M941D 1005 | M9484F 1007 | | M9184D 1013a | | | 2 | |
| M941D 1021 | M9484F 1023 | | M9184D 1021a | | | 2 | Replaced motor is 15/30 seconds. |
| M941D 1039 | M9484F 1031 | | M9184D 1021a | | | 2 | |
| M941D 1047 | M9484F 1049 | | M9184D 1013a | | | 2 | |
| M944A 1010 | M9184A 1019 | | M9184D 1013a | 160 | | | |
| M944A 1028 | M9184A 1027 | | M9184D 1013a | 90 | | | |
| M944B 1175 | M6284D 1000 | | M6284D 1000 | 160 | | | |
| M944B 1191 | M6294D 1008 | | M6294D 1008 | 160 | | | |
| M944B 1241 | M6294B 1002 | | M6294D 1008 | 160 | | 1 | |
| M944C 1000 | M9184D 1005 | | M9184D 1013a | | | | Replaced motor is 15/30 seconds. |
| M944C 1018 | M9194D 1003 | | M9194D 1003 | | | | |
| M944C 1042 | M9184D 1013 | | M9184D 1013a | | | | |
| M944C 1059 | M9194E 1000 | | M9194D 1003 | | | 1 | |
| M944D 1017 | M9184F 1000 | | M9184D 1013a | | | 2 | |
| M944E 1040 | M6284F 1013 | | M6284D 1000 | | | 2 | |
| M944G 1089 | M6284A 1014 | | M6284D 1000 | 160 | 120V | | |
| M944G 1097 | M6284A 1022 | | M6284D 1000 | 90 | 120V | | |
| M944S 1027 | M6284F 1021 | | M6284D 1000 | | 120V | 2 | |
| M945A 1017 | M9185A 1018 | | M9185D 1004 | 160 | | | |
| M945A 1082 | M9185A 1026 | | M9185D 1004 | 90 | | | |
| M945A 1157 | M9185D 1004 | | M9185D 1004 | | | | |
| M945B 1057 | M6285A 1005 | | M6285A 1005 | | | | |
| M945B 1065 | M6285A 1013 | | M6285A 1013 | | | | |
| M945C 1015 | M6285C 1001 | | M6285A 1005 | | | 2 | |
| M945D 1006 | M9185C 1006 | | M9185D 1004 | 160 | | 2 | |
| M945F 1004 | M9186G 1006 | | M9185D 1004 | 160 | | | Replaced motor is N.O.b |
| M945G 1037 | M6286G 1001 | | M6285A 1013 | | | | Replaced motor is N.O.b |
| M954A 1035 | M9184D 1021 | | M9184D 1021a | | | | |
| M954B 1034 | M9184C 1007 | | M9184D 1021a | 90 | | 2 | |
| M954D 1016 | M9184F 1018 | | M9184D 1021 | | | 2 | |
| M955A 1024 | M9185D 1004 | | M9185D 1004 | | | | |
| M955C 1014 | M9185E 1001 | | M9185D 1004 | | | 1 | |
| M975A 1097 | M9175D 1006 | | M9175D 1014 | | 120V | | |

[a] The M9184D 1013 and M9184D 1021 have the same features and functions except the M9184D 1021 has tapped shaft for Flame Safeguard applications.

[b] Replaced motor is normally open, can use auxiliary end of Tradeline motor. c Add Part No. 220736A or B Auxiliary Switch Kit to Tradeline motors as appropriate.

# Honeywell Modutrol IV Family of Motors

**Replaces Old Honeywell Modutrol I, II, and III**



| STD PKG | U/M | BERCOR NUMBER | DESCRIPTION | PC-1 EACH |
|---|---|---|---|---|
| 1 | EA | 70997 | M6184D 1035 MOD MOTOR | |
| 1 | EA | 71002 | M6284D 1000-S MOD MOTOR | |
| 1 | EA | 71006 | M8185D 1006 MOD MOTOR | |
| 1 | EA | 71010 | M9164D1009/U MOD MOTOR | |
| 1 | EA | 71013 | M9174D1007/U MOD MOTOR | |
| 1 | EA | 71017 | M9184D1021/U MOD MOTOR | |
| 1 | EA | 71020 | M9185D1004/U MOD MOTOR | |
| 1 | EA | 71023 | M9194D 1003 MOD MOTOR | |
| 1 | EA | 71028 | M9484F 1031 MOD MOTOR | |

# Honeywell Q7130A and Q7230A Interface Modules

**Convert Series 90 Modutrol IV Motors to Series 70 Control**



- **Q7130A 1006** For selectable voltage range: 4 to 7, 6 to 9, or 10.5 to 13.5 Vdc
- **Q7230A 1005** For adjustable zero and span, voltage, or current control (includes 4 to 20mA and 2 to 10 V

| STD PKG | U/M | BERCOR NUMBER | DESCRIPTION | PC-1 EACH |
|---|---|---|---|---|
| 1 | EA | 70995 | Q7130A 1006 MOTOR INTERFACE MODULE | |
| 1 | EA | 70996 | Q7230A1005/U MOTOR INTERFACE MODULE | |

# Honeywell Transformers

**Convert Modutrol IV Motors from Low Voltage to Line Voltage**



| Primary Voltage | STD PKG | U/M | BERCOR NUMBER | DESCRIPTION | PC-1 EACH |
|---|---|---|---|---|---|
| 120 | 1 | EA | 74637 | 198162EA TRANSFORMER | |
| 120/208/240 | 1 | EA | 74638 | 198162AA TRANSFORMER | |
| 120 | 1 | EA | 74659 | 50017460-003 120V TRANSFORMER | |
| 24/120/230 | 1 | EA | 74660 | 50017460-001 MULTI-TAP TRANSFORMER | |

# Honeywell 220736A, B Internal Auxiliary Switch Kits

**Control Auxiliary Equipment as a Function of Motor Shaft Position**



Can be installed in any Tradeline Modutrol IV motor. Kits include one or two microswitch V3 precision switches which are actuated by adjustable cams inside the motor. Switch adjustment procedures are the same as for factory-installed switches in certain motor models. Selectable switch differentials of one degree or ten degrees of rotation.

**Electrical Ratings (Amperes)**

| One Contact* | 120 Vac | 240 Vac |
|---|---|---|
| Full Load | 7.2 | 3.6 |
| Locked Rotor | 43.2 | 21.6 |

* Pilot Duty: 40 VA at 120/240 Vac on opposite contact

| Switches | STD PKG | U/M | BERCOR NUMBER | DESCRIPTION | PC-1 EACH |
|---|---|---|---|---|---|
| 1 SPDT | 1 | EA | 74644 | 220736A AUXILIARY SWITCH KIT | |
| 2 SPDT | 1 | EA | 74647 | 220736B AUXILIARY SWITCH KIT | |

# Honeywell 221455A Crankarm Assembly

**for All Modutrol IV Motors**

| STD PKG | U/M | BERCOR NUMBER | DESCRIPTION | PC-1 EACH |
|---|---|---|---|---|
| 1 | EA | 74649 | 221455A/U CRANKARM ASSEMBLY | |

# Honeywell M7415A Motor



M7415A 25 lb.-in. spring-return actuators provide SPDT floating, 2-position, 3-position, or modulating control of economizer systems, ventilation dampers, and combustion air dampers used in residential or commercial HVAC equipment. These are synchronous motors. A spring returns the motor shaft to normal position on power interruption. A single-ended drive shaft with crank arm is supplied.

### M7415A

Use with mixed-air or discharge sensor.
**Approximate Dimensions:**
4-1/2" H x 5" W x 5-3/16" D.
**Ambient Temp. Range:** -25 to 125° F at 25% duty cycle.
**Electrical Rating:** 24 Vac, 50/60 Hz.
**Max. Operating Torque:** 25 lb.-in.
**Timing:** 90 seconds.
**Stroke:** Fixed 90 degree; opens counterclockwise as viewed from power end.

### C7150B Sensor

**Use with the W973 Single Zone System and the M7415A** motor to sense mixed or discharge air in rooftop packaged air conditioning equipment. Requires no setting or calibration. Mounts on duct surface with four screws (not supplied).
**Approximate Dimensions:**
2-3/8" W x 1-1/2" H x 2-1/4" D.
**Maximum Ambient Temperature:** 250° F
**Electrical Connection:** 1/4" quick-connect terminals.

| STD PKG | U/M | BERCOR NUMBER | DESCRIPTION | PC-1 EACH |
|---|---|---|---|---|
| 1 | EA | 71160 | M7415A1006/U MOTOR | |
| 10 | EA | 70303 | C7150B1004/U SENSOR | |

# Honeywell M835A Two-Position Zone Motor



These motors are used with two-wire, 24 volt room thermostats or other controllers for two-position damper control. They are suitable for use with control zone or changeover dampers in heating and air conditioning systems and with control gates on feeders. For remote damper blade control order separately 121825AA Crank Arm and Q298 Linkage Assembly.

| Thermostat Anticipator Setting | Max. No. of M835 Motors per AT72D Transformer* | |
|---|---|---|
| | Heating Only | Heating Cooling |
| 0.18 A | 4 | 3** |

* If more motors are required, use additional AT72D or AT88A Transformers for adequate power.
** Plus R8225A Relay.

**Electrical Rating:** 24 V, 60 Hz.
**Auxiliary Switch Rating:** 2 A at 24 Vac (pilot duty).
**Motor Timing:** 80 sec. to open, 160 sec. to close damper.
**End Switch:** SPST; makes within 20 sec. of full open, breaks within 20 sec. after start of closing stroke.
**Motor Torque:** 4 lb.-in. or 400 sq. in. of bearing-mounted damper.
**NOTE:** A template to assist positioning motor and damper blade is furnished with each M835. Use of 124857A mounting plate is recommended.

| STD PKG | U/M | BERCOR NUMBER | DESCRIPTION | PC-1 EACH |
|---|---|---|---|---|
| 4 | EA | 70961 | M835A1051/U MOTOR | |

# Honeywell M836A, B Damper Motors



Spring-return motors for two-position zone or outdoor air damper control. Used in residential and light industrial applications to operate outdoor air dampers for combustion or makeup air. Operate changeover dampers for heating and cooling systems, minimum position dampers for ventilation and similar applications. With internal SPDT switch for controlling auxiliary equipment, additional motors, or to provide a burner interlock switch. Spring returns motor to start position on power failure. Drive shafts located on both sides of motor.

**Electrical Ratings (Amperes)**

| | 120 Vac | 240 Vac |
|---|---|---|
| Full Load | 7.2 | 3.6 |
| Locked Rotor | 43.2 | 21.6 |

Pilot Duty: 40 VA at 120 or 240 Vac.

**Power Consumption:** (M836A) 27 W opening, 8.5 W holding; (M836B) 20 W opening, 11.2 holding.
**Ambient Temperature Range:** 32 to 125° F.
**Approximate Dimensions:** 4-1/2" H x 4-5/8" W x 3-3/4" D.
U.L. Listed.

**Tradeline Models**

| Model No. | Voltage (60Hz.) | Nominal Opening Current (A) | Nominal Opening Time (Sec.) | Max. Load Torque (lb.-in.) | Breakaway* Torque (lb.-in.) | Damper Blade Area (sq. ft.) |
|---|---|---|---|---|---|---|
| M836A 1042 | 24 | 1.85 | 30 | 20 | 30 | 13 |
| M836B 1033 | 24 | 1.34 | 25 | 15 | 30 | 10 |

* Maximum torque available to overcome large loads such as a seized damper or valve. Must not be used continuously at this rating.

| STD PKG | U/M | BERCOR NUMBER | DESCRIPTION | PC-1 EACH |
|---|---|---|---|---|
| 1 | EA | 70965 | M836A1042/U MOTOR | |
| 5 | EA | 70967 | M836B 1033 MOTOR | |

# Honeywell PA404A, B Pressuretrol Controllers

## Provide Control for Steam Pressure



Used in 24, 120, and 240V control circuits or in self-powered millivoltage applications. SPST snap-acting microswitch. Sensitive pressure-actuated diaphragm expands or contracts with pressure variations, moving a lever mechanism that operates the snap-switch.

**Electrical Ratings (Amperes)**

| | 120 Vac | 240 Vac | 277 Vac |
|---|---|---|---|
| Full Load | 8.0 | 5.1 | — |
| Locked Rotor | 48.0 | 30.6 | — |
| Resistive | 8.3 | 8.3 | 7.2 |
| Millivoltage | 0.25 at 1/4 to 12 Vdc | | |

**Pressure Sensing Element:** Stainless steel diaphragm.
**Maximum Operating Pressure:** 20 PSI.
**Maximum Ambient Temperature:** 150° F.
**Mounting Means:** 1/4" female pipe threads.
**Case Dimensions:** 4-15/32" H x 3-3/8" W x 2-1/4" D.
U.L. Listed.

| Model No. | Application | Operating Range (Adjustable) | | Subtractive Differential (Adjustable) | | Switch Action |
|---|---|---|---|---|---|---|
| | | psi | kPa | psi | kPa | |
| PA404A 1033 | Safety control for steam heating boilers; breaks an electrical circuit to shut down burner if steam pressure rises above a safe level. | .5 to 9 | 3 to 62 | 1 to 5 | 7 to 35 | Makes at set point on pressure fall; breaks at set point plus differential on pressure rise. |
| PA404B 1023 | Used with suspension type unit heaters to make the fan circuit when a pressure rise indicates the presence of steam. | .5 to 9 | 3 to 62 | 1 to 5 | 7 to 35 | Breaks at set point on pressure fall; makes at set point plus differential on pressure rise. |

| STD PKG | U/M | BERCOR NUMBER | DESCRIPTION | PC-1 EACH |
|---|---|---|---|---|
| 12 | EA | 71201 | PA404A1033/U PRESSURETROL | |
| 12 | EA | 71206 | PA404B 1023 PRESSURETROL | |

# Honeywell Q209E, F Manual Potentiometers



Used to limit minimum positions of a proportioning Modutrol motor. Mount directly in motor; all wiring is accomplished within motor wiring compartment. Color-coded leadwires.

- **Applications:** External mount onto Modutrol IV motors.
- **Resistance:** 150 ohms.
- **Approximate Case Dimensions:** 3-1/4" H x 3-3/8" W x 3-7/8" D.
- **Includes:** Quick connect terminals with leadwires.

| STD PKG | U/M | BERCOR NUMBER | DESCRIPTION | PC-1 EACH |
|---|---|---|---|---|
| 1 | EA | 71293 | Q209E 1002 POTENTIOMETER | |

# Honeywell Q5001D Valve Linkage

## Used to Connect a Modutrol Motor to a 2- or 3-Way Valve



For use on Honeywell V5011 and V5013 water and steam valves having a fixed 3/4" lift and 1-3/8" bonnet. Requires no adjustment.
**Approximate Dimensions:** 10-1/4" to 10-1/2" H x 5-3/4" W x 8-13/64" D.
**Seal-Off Force on Valve Stem:** 80 Lbs. (356 N).
**Use with Motors:** M4185, M7064, M7164, M7285, M7385, M8185, M9164, M9174, M9185, M9186

**NOTE:** Motor will add up to 2-1/8" to depth.

| STD PKG | U/M | BERCOR NUMBER | DESCRIPTION | PC-1 EACH |
|---|---|---|---|---|
| 2 | EA | 71695 | Q5001D 1000 LINKAGE ASSEMBLY | |

# Honeywell Q605A, D Damper Linkages



Connect Modutrol motor to standard damper or set of dampers to provide control of duct airflow. Linkages include ball joints, motor crank arm, and damper arm for 1/2" diameter shaft. Adjustable to any degree of damper opening.

| Model No. | Application | Includes | | | |
|---|---|---|---|---|---|
| | | Motor Mounting Bracket | Damper Arm for 1/2" Dia. Shaft. | Motor Crank Arm | Ball Joints |
| Q605A 1070* | For mounting motor externally on duct. | Yes | 1 | Yes | 2 |
| Q605D 1069**‡ | For mounting motor externally or internally on duct. | Yes | 3 | Yes | 4 |

* Tradeline Model.

** Super Tradeline Model.

‡With left hand drive ear and crank arm adapter assembly.

| STD PKG | U/M | BERCOR NUMBER | DESCRIPTION | PC-1 EACH |
|---|---|---|---|---|
| 4 | EA | 71744 | Q605A 1070 DAMPER LINK | |
| 4 | EA | 71749 | Q605D 1069 DAMPER LINK | |

# Honeywell Q651A Switching Subbase

## Provides Manual System Switching for T6051 Thermostats




This subbase provides positive OFF switching for the system. It may be mounted vertically or horizontally on a standard outlet box. Includes pressure sensitive labels to identify switching positions (HEAT-OFF-COOL, AUTO-OFF-ON, HEAT-OFF-FAN).
U.L. Listed.

**Approx. Overall Dimensions:** 5-13/16" H x 3-3/16" W x 11/16" D. Q651 with T6051A
**Voltage and Frequency:**
120 or 240 Vac, 60 Hz.
**Pilot Duty:** 125 VA
**Contact Ratings (amperes):**
Full Load: 16 at 120 Vac; 8 at 240 Vac.
Locked Rotor: 96 at 120 Vac; 48 at 240 Vac.

| STD PKG | U/M | BERCOR NUMBER | DESCRIPTION | PC-1 EACH |
|---|---|---|---|---|
| 12 | EA | 71588 | Q651A 1009 SUBBASE | |

# Honeywell R8182D Combination Controller

## Protectorelay and Hydronic Heating



Immersion type aquastat controller and oil burner primary control provides high limit and low limit/circulator control for oil-fired hydronic heating systems. For intermittent ignition applications. Requires a C554A Cadmimum Sulfide Flame Detector and a 24V thermostat.

| Model No. | Switching | Adj. Control Range (°F) | Differential (°F) |
|---|---|---|---|
| R8182D* | High Limit, SPST | 130 to 240 | 10 Fixed |
| | Low Limit/ Circulator, SPDT | 110 to 220 | 10 to 25 Adj. |

*Auxilliary Zc and Zr terminals may be used to provide circulator zone control through an R845A Switching Relay

**Maximum Ambient Temperature:** 250° F at element
**Thermostat Anticipator Setting:** 0.2 amp
**Approximate Dimensions:** 7-1/8" H x 5-1/4" W x 3-7/16" D
**Voltage and Frequency:** 120V, 60 Hz
U.L. Listed

| STD PKG | U/M | BERCOR NUMBER | DESCRIPTION | PC-1 EACH |
|---|---|---|---|---|
| 5 | EA | 72503 | R8182D 1079 PROTECTORELAY | |

# Honeywell R8184G Protectorelay Oil Burner Controls



R8184G provides automatic, nonrecycling control of an intermittent ignition oil burner system. Requires a C554A Cadmium Sulfide Flame Detector and a 24V thermostat. Controls oil burner, oil valve, and the ignition transformer in response to a call for heat. Solid state flame sensing circuit. External button to manually reset safety switch after safety shutdown. Mounts on standard 4" x 4" junction box.

**Electrical Ratings (Amperes)**

| | 120 Vac | 240 Vac |
|---|---|---|
| Full Load | 7.4 | 3.7 |
| Locked Rotor | 44.4 | 22.2 |

**Ambient Temperature Range:** -40 to 130° F.
**Approximate Dimensions:** 4-3/8" H x 4-1/8" W x 2-1/2" D.
**Voltage and Frequency:** 120V, 60 Hz.
U.L. Component Recognized.

| STD PKG | U/M | BERCOR NUMBER | DESCRIPTION | PC-1 EACH |
|---|---|---|---|---|
| 20 | EA | 72506 | R8184G4009/U OIL PROTECTORELAY | |

# Honeywell RA116A and RA117A Protectorelay Controls



Stack-mounted, oil burner primary controls that cycle burner on and shutdown the burner on flame loss or system malfunction. Senses temperature change of flue gases with Pyrostat flame detector. Manual reset of safety switch required after ignition failure completely shuts off main burner. Includes a manual trip safety switch to assure burner shutdown during servicing. Flange included for mounting on curved or flat surfaces.

**Electrical Ratings**

| Motor Load (A) | 110V, 50 Hz. 120V, 60 Hz. | 220V, 50 Hz. 240V, 60 Hz. |
|---|---|---|
| Full Load | 7.4 | 3.7 |
| Locked Rotor | 44.4 | 22.2 |

**Voltage and Frequency:** 120 V, 60 Hz.
**Safety Switch Timing:** 70 second, approximately.
**Thermostat Anticipator Setting (24 V models):** 0.4A.
**Adjustable Element Insertion Length:** 3-1/2" to 5-1/2".
**Approximate Dimensions:** 5-7/8" H x 5-3/16" W x 3-3/16" D.
**Maximum Ambient Temperature:** 104° F.
U.L. Listed.

| STD PKG | U/M | BERCOR NUMBER | DESCRIPTION | PC-1 L/CTN | PC-2 F/CTN |
|---|---|---|---|---|---|
| 10 | EA | 74955 | RA116A 1055 PROTECTORELAY | | |
| 10 | EA | 74956 | RA117A1047/U PROTECTORELAY | | |

# Honeywell RA89A, RA832A Hydronic Switching Relays




Provide intermediate switching of a line voltage device from a low voltage controller. Integral transformer provides low voltage power for control circuit.
**Approximate Dimensions:**
5-1/4" H x 4-1/4" W x 2-5/16" D.
**Maximum Input:** 5.0 W.
**Maximum Ambient Temperature:**
115° F for 60 Hz.; 105° F for 50 Hz.
U.L. Listed.

**Electrical Ratings (Amperes)**

| | RA89A | | RA832A*, ‡ | |
|---|---|---|---|---|
| | 120 Vac | 240 Vac | 120 Vac | 240 Vac |
| Full Load | 10.2 | 5.1 | 7.4 | 3.7 |
| Locked Rotor | 61.2 | 30.6 | 44.4 | 22.2 |
| Resistive | 10.0 | 6.0 | 10.0 | 6.0 |

* Includes auxiliary contacts for switching additional low or millivoltage (Power-pile) loads. Millivolt Rating: 300mA min. at 750mV. Low Voltage Rating: (Pilot Duty) 50 VA at 24 V; (DC rating) 1 A at 12 Vdc.
‡ Maximum connected load: 2000 VA.

**Tradeline Models**

| Model No. | Application | Voltage (50/60 Hz.) | Switch Action | Control Circuit | Coil Voltage | Relay Coil Current (A) |
|---|---|---|---|---|---|---|
| RA89A 1074 | For switching one line voltage load. | 120 | SPST | 2-wire | 24 | 0.40 |
| RA832A 1066 | For switching two line voltage loads having a common power source. | 120 | DPST: one pole line voltage, the other low voltage or millivoltage. | 2-wire | 24 | 0.40 |

| STD PKG | U/M | BERCOR NUMBER | DESCRIPTION | PC-1 L/CTN | PC-2 F/CTN |
|---|---|---|---|---|---|
| 10 | EA | 72527 | RA89A1074/U RELAY | | |
| 10 | EA | 72583 | RA832A1066/U RELAY | | |

# Honeywell S483B Winter Watchman




Used as a freeze warning device. Completes circuit to household lamp on temperature fall, indicating inoperative heating equipment. Plugs directly into wall outlet. Lamp plugs into receptacle at bottom of Winter Watchman device. Useful when house is unoccupied to notify a neighbor of a temperature drop so heating source fault can be rectified before freeze-up occurs.

**Maximum Load:** 120 watt for incandescent lamp load only. Not precision calibrated for use as a thermostat.
**Temperature Range:** 30 to 60° F adjustable.
U.L. Listed.

| STD PKG | U/M | BERCOR NUMBER | DESCRIPTION | PC-1 EACH |
|---|---|---|---|---|
| 20 | EA | 72684 | S483B1002/U WINTER WATCHMAN | |

# Honeywell S637A Sail Switch



Responds to the air velocity in heating or warm air ducts. Microswitch snap-acting switch operated by aluminum sail inserted in air stream; makes a circuit and breaks another on increase in air velocity in forced air duct. Suitable for farm crop dryers.

**Electrical Ratings (Amperes)**

| | 120 Vac | 240 Vac |
|---|---|---|
| Full Load | 8.0 | 5.1 |
| Locked Rotor | 48.0 | 30.6 |

**2.0 A at 24 Vac; 15.0 A at 6 Vdc; 7.5 A at 12 Vdc.**

**Insertion Length:** 3-1/2".
**Maximum Ambient Temperature:** 150° F.
**Approximate Case Dimensions:** 2-15/16" H x 3-3/4" W x 2" D.
**Switching:** SPST.
**Operating Velocity (velocity at which contacts make):** 1900-2250 fpm.
**Sail Dimensions:** 1" x 3".
U.L. Listed.

| STD PKG | U/M | BERCOR NUMBER | DESCRIPTION | PC-1 EACH |
|---|---|---|---|---|
| 20 | EA | 72700 | S637A 1004 SAIL SWITCH | |

# Honeywell S688A Sail Switch



Used in forced air systems to activate electronic air cleaners, humidifiers, or other auxiliary equipment in response to airflow from system fan. May be used in electric systems to prove minimum airflow. Allows auxiliary equipment to be wired independently of blower motor. Consists of polyester film sail mounted on an SPDT, microswitch snap-acting switch. Senses vertical or horizontal airflow with appropriate selection of bias spring.

**Electrical Ratings (Amperes)**

| | N.O. Contacts* | | | N.C. Contacts* | | |
|---|---|---|---|---|---|---|
| | 24 Vac | 120 Vac | 240 Vac | 24 Vac | 120 Vac | 240 Vac |
| Full Load | 2.0 | 2.0 | 1.0 | 1.0 | 1.0 | 0.5 |
| Locked Rotor | 12.0 | 12.0 | 6.0 | 6.0 | 6.0 | 3.0 |
| Resistive | 5.0 | 5.0 | 2.5 | 2.5 | 2.5 | 2.5 |

* Pilot Duty Ratings.

**Sail Dimensions:** (Insertion length) 10"; (Maximum width) 5"; (Area) 26.2 sq. in.
**Approximate Case Dimensions:**
2-5/16" H x 3-3/4" W x 2-1/8" D.
**N.O. Contact:** Make at 250 fpm, break at 75 fpm.
**N.C. Contact:** Make at 75 fpm break at 250 fpm.
U.L. Listed.

| STD PKG | U/M | BERCOR NUMBER | DESCRIPTION | PC-1 L/CTN | PC-2 F/CTN |
|---|---|---|---|---|---|
| 12 | EA | 72714 | S688A1007/U AIRFLOW SWITCH | | |

# Honeywell S963B Manual Potentiometer



For remote set point control of electronic (Series 70) motors and panels. Provides control point adjustment for electronic panels such as W927 and W7100. For vertical mounting 2 x 4" outlet box (switch must be at least 1-3/4" deep). Item features scale marked Open-Close, three terminal wiring panel, leadwire connections, and is used on proportional motors..
**Potentiometer Resistance (ohms):** 135
**Temperature Range (F):** Open/Closed

| STD PKG | U/M | BERCOR NUMBER | DESCRIPTION | PC-1 EACH |
|---|---|---|---|---|
| 20 | EA | 72725 | S963B 1128 POTENTIOMETER | |

# Honeywell ST6008A, B Energy Management Timers



Timers provides 24-hour or 7-day time-based switching with universal application and 24-hour or 7-day programming. Features include battery back (quartz drive), screw wiring terminals, three-way override, and surface or DIN rail mounting.
**Dimensions:** 4-1/4" H x 2-15/16" W x 2-1/4" D

| Model No. | Relay Output Stages | Timing, ON-OFF, Minimum | Electrical Ratings, Input Voltage | HP | Contact Ratings | |
|---|---|---|---|---|---|---|
| | | | | | FLA | LRA |
| ST6008A 1006 | 1 SPDT | 15 min | 120V, 60Hz | 1 | 16 | 96 |
| ST6008B 1005 | 1 SPDT | 2 hrs | 120V, 50Hz | 1 | 16 | 96 |

| STD PKG | U/M | BERCOR NUMBER | DESCRIPTION | PC-1 EACH |
|---|---|---|---|---|
| 1 | EA | 72712 | ST6008A 1006 24-HOUR TIMER | |
| 1 | EA | 72741 | ST6008B 1005 7 DAY TIMER | |

# Honeywell ST71A Timer

Plug-in purge timer, 30 sec., used with R4795 relay.

| STD PKG | U/M | BERCOR NUMBER | DESCRIPTION | PC-1 EACH |
|---|---|---|---|---|
| 1 | EA | 72755 | ST71A 1018 TIMER 30 SEC | |

# Honeywell V4055A, D On-Off Fluid Power Gas Valve Actuators

## Control the Gas Supply to Commercial and Industrial Burners



Rated for final safety shutoff service when used with V5055 valve. Indicators on valve and actuator provide constant visual indication of valve position. Valve and actuator can be mounted in any position. Actuator mounts directly to valve bonnet with 3 setscrews.

**Ambient Temperature Rating:** -40 to +150° F for 60 Hz models; -10 to 158° F for 50 or 50/60 Hz. models.
**Closing Time:** 1 second maximum.
**NOTE:** Pressure ratings and approvals for these actuators depend on the valve used.

Use with Honeywell V4055, V4062, and V9055. Q5055 adapts ITT General V710 gas valves to accept Honeywell gas valve actuators as replacements for ITT General AH2, AH4, or AH8 gas valve actuators. Includes 198547A adapter and 220376 collar.

| Model No. | Description/ Application | Voltage (60 Hz)* | Opening Time (sec)* | Includes |
|---|---|---|---|---|
| V4055A 1031 | ON-OFF Actuator. | 120 | 13 | — |
| V4055A 1064 | Normally used with V5055A, B valve bodies. | 120 | 26 | Damper shaft |
| V4055A 1098 | Low pressure. | 120 | 13 | Damper shaft |
| V4055D 1019 | ON-OFF actuator includes factory mutual "Proof of Closure" and Underwriters Laboratories Inc. "Valve Seal-Overtravel Interlock" Switch. | 120 | 13 | Damper shaft |
| V4055A 1001 | Meets Factory Mutual and Underwriters Laboratories Inc. requirements when used with V5055C valve bodies. Low pressure. | 120 | 26 | Damper shaft |

* Can also be used at 50 Hz., however, opening time will increase by 20%.

| STD PKG | U/M | BERCOR NUMBER | DESCRIPTION | PC-1 EACH |
|---|---|---|---|---|
| 2 | EA | 73632 | V4055A 1031 ACTUATOR | |
| 2 | EA | 73634 | V4055A 1064 ACTUATOR | |
| 2 | EA | 73635 | V4055A 1098 ACTUATOR | |
| 2 | EA | 73633 | V4055D1019/U ACTUATOR | |
| 2 | EA | 73636 | V4055D 1001 ACTUATOR | |

# Honeywell V5011F, G Single-Seated Valves



Used for 2-position or modulating control of steam and water in heating or cooling systems. Operating motor and linkage must be ordered separately.
**Body Pattern:** Straight through.
**Body Material:** Bronze.

| New Model No. | Old Model No. | Description | Body Size NPT | Flow Capacity Cv | Flow Capacity kv | Pipe Conn. | Lift Inches |
|---|---|---|---|---|---|---|---|
| V5011N 1057 | V5011F 1055 | A 2-way threaded globe valve that controls steam, water, and glycol solutions (up to 50% concentration.) Equal % flow for modulating water. | 3/4 | 7.3 | 6.26 | Screw* | 3/4 |
| V5011N 1099 | V5001F 1097 | | 3/4 | 46.8 | 40.11 | | |
| V5011N 2055 | V5011G 1061 | A 2-way threaded globe valve that controls steam, water, and glycol solutions (up to 50% concentration.) Throttling Plug provides linear flow characteristics for steam. | 3/4 | 7.3 | 6.26 | | |
| V5013N 1063 | V5013F 1038 | A 3-way threaded globe valve that controls hot water, cold water and glycol solutions (up to 50% concentration. | 1 | 11.7 | 10.03 | | |
| V5013N 1071 | V5013F 1046 | | 1-1/4 | 18.7 | 16.03 | | |

* Valve Seat: Brass, removable.

‡ Metal-to-metal seating for high pressure applications. Max. pressure differential: 100 psi. Not recommended for water.

| STD PKG | U/M | BERCOR NUMBER | DESCRIPTION | PC-1 EACH |
|---|---|---|---|---|
| 1 | EA | 73687 | V5011N 1057 VALVE, 2 WAY GLOBE | |
| 1 | EA | 73696 | V5013N 1063 MIXING VALVE | |
| 1 | EA | 73695 | V5013N 1071 MIXING VALVE | |
| 1 | EA | 73688 | V5011N 1099 VALVE BODY 2 WAY GLOBE | |
| 1 | EA | 73686 | V5011N 2055 VALVE BODY | |

# Honeywell V5055B, C Industrial Gas Valves



Safety shutoff valves used with V4055, V4062, and V9055 fluid power actuators to control gas flow to commercial and industrial burners. Use with natural or LP gases.
**Application:** V5055B models, low pressure characterized guide provides slowly increasing gas flow on opening. V5055C models, low pressure, double seat (use with actuators having valve seal over travel interlock).

**Mounting Means:** Directly in gas supply line. Includes 1/4" NPT upstream and downstream tap and plug. 4" models have only flanged connections.
**Ambient Temperature Rating:** -40 to +150° F (when used with V9055 actuator, ambient temperature rating is -40 to +125° F). Pressure ratings and approvals for these valves depend on the actuator used.
**Valve Capacities:** Based on gas with heat content of 1000 BTU/Cu. Ft. and specific gravity of 0.64 at 1" wc pressure drop.

| Valve Size (In.) | AGA Rated Cap. cfh | STD PKG | U/M | BERCOR NUMBER | DESCRIPTION | PC-1 EACH |
|---|---|---|---|---|---|---|
| 1-1/4 | 1406 | 2 | EA | 73751 | V5055B 1010 VALVE | |
| 1-1/2 | 1717 | 2 | EA | 73752 | V5055B 1028 VALVE | |
| 2 | 3620 | 2 | EA | 73753 | V5055B 1069 VALVE | |

# Honeywell V5307 Pressure Regulators



Controls burner manifold pressure by repositioning the main valve diaphragm.
**Kind of Gas:** Natural.
**Ambient Temperature Range:** -50 to +175° F.
**Pressure Setting:**
3.5 In. wc. full rate setting
0.9 In. wc. step setting
**Use with Controls:** V400, V401, V800, V801, VS820, VS821, VR400, VR800, VR844, VR845, VR8440, VR8450.

| STD PKG | U/M | BERCOR NUMBER | DESCRIPTION | PC-1 EACH |
|---|---|---|---|---|
| 1 | EA | 73797 | V5307B 1156 REGULATOR | |

# Honeywell V8043A, E, and F Zone Valves




On-Off and diverting valves consist of an actuator motor and valve assembly for controlling the flow of hot or cold water, and some models for steam. Manual opener (on all except straight-through, normally open valves) for valve operation on power failure. Valve returns to automatic position when power is restored. Motor actuator may be replaced without removing the valve body or draining the system.

**Maximum Fluid Temp.:** 240° F.
**Minimum Fluid Temp.:** 40° F.
**Maximum Ambient Temp.:** 125° F.
**Valve Body Pattern:** Straight-through.
**De-energized Position:** Normally closed.
**Control Circuit:** 24 V, 50/60 Hz.
V8034A is U.L. Listed.
V8043F is U.L. Component Recognized.

| Pipe Connection | STD PKG | U/M | BERCOR NUMBER | DESCRIPTION | PC-1 EACH |
|---|---|---|---|---|---|
| 1/2 Sweat | 10 | EA | 73852 | V8043F1028/U VALVE | |
| 3/4 Sweat | 10 | EA | 73856 | V8043A1029/U VALVE | |
| 3/4 Sweat | 10 | EA | 73850 | V8043E1012/U VALVE | |
| 3/4 Sweat | 10 | EA | 73857 | V8043F1036/U VALVE | |
| 1 Sweat | 10 | EA | 73858 | V8043F1051/U VALVE | |

NOTE: All items accept V8043A 1029 include end switch for sequencing auxilliary equipment. Items V8043F 1036 and V8043F 1051 include terminal board connector.

# Honeywell V9055A Modulating Fluid Power Gas Valve Actuator




This low-pressure, On-Off modulating actuator (for use with V5055B) controls the gas supply for commercial and industrial burners. The valve opens to low fire position when power is applied, then modulates to meet firing rate controller demand.

Indicators on valve and actuator provide constant visual indication of valve position. Actuator is equipped with an integral shaft that drives combustion air damper in unison with valve. When replacing V4034, V6034, or V9034 actuators with a V9055, the V5034 valve body must also be replaced with a V5055 valve. Valve and actuator can be mounted in any position. Actuator mounts directly to valve bonnet with 2 setscrews.

| Voltage/ Frequency | Power Consumption | | | |
|---|---|---|---|---|
| | Opening | | Holding | |
| | Watts | VA | Watts | VA |
| 120V/60 Hz. | 60 | 122 | 20 | 32 |

**Ambient Temp. Rating:** -40 to +125° F.
**Normal Opening Time:** 26 seconds.
**Low Fire Adjustment:** 5 to 50% of actuator stem travel. Pressure ratings and approvals for these actuators depend on the valve used.
**Includes:** Damper shaft.

| STD PKG | U/M | BERCOR NUMBER | DESCRIPTION | PC-1 EACH |
|---|---|---|---|---|
| 1 | EA | 75184 | V9055A 1055 ACTUATOR | |

# Honeywell W7080A Load Analyzer



Controls heating, cooling, and space demand oriented economizer operation in the Honeywell Electronic Dual Set Point Multizone Control System. Controls 3 stages of On-Off heating, modulated heating, modulated economizer, 3 stages of cooling, and modulated cooling.

| Inputs | | Outputs | |
|---|---|---|---|
| From | Signal | To | Signal |
| Transformer | 24 Vac | T7080A, T7080B | 24 Vdc |
| T7080A, T7080B | 2-22 Vdc | W7081A, 195325B | 24 Vdc |
| W7081A | Limited 12-22 Vdc Cooling (C) | W7081A | 2-12 Vdc (Low) |
| | Limited 2-12 Vdc Heating (HT) | W7081A | 12-22 Vdc (High) |
| | | Controlled Loads | Dry Contact Closures (Pilot Duty) |

| STD PKG | U/M | BERCOR NUMBER | DESCRIPTION | PC-1 EACH |
|---|---|---|---|---|
| 1 | EA | 74151 | W7080A 1016 LOAD ANALYZER | |

# Honeywell W973 Logic Panels



Control heating, cooling, and economizier operation in commercial air conditioning and heat pump equipment. Panels can be used with staged gas, oil, or electric heat; modulating gas, hot water, or steam heat; and direct expansion or modulating chilled water cooling. Control up to 3 On-Off heat or cool stages or up to 10 On-Off heat and/or cool stages using W975 Satellite Sequencers.

Modulating DC current signal controls economizer and heating or cooling valve motors. T7067 Dual Set Point Thermostat/Transmitter located in controlled space provides heating and cooling input signals based on space demand. C7046A sensor located in discharge air duct provides heating/cooling anticipation and economizer modulating low limit signal. System cycles all stages Off on power interruption. When power is restored, system sequences required stages On with timed interstage delay.

**Ambient Temperature Range:**
-40 to +150°F

**Wiring Connections:**
1/4" male quick-connect terminals

**Voltage and Frequency:**
24 Vac, 50/60 Hz

**Maximum Power Consumption:** 8 VA

U.L. Component Recognized

| Model No. | Modulating Econ. With Mod. Low Limit | Modulating Heating Output | Modulating Cooling Ouput | Heating Stages* | Cooling Stages* |
|---|---|---|---|---|---|
| W973A 1017 | Yes | No | No | 2 | 2 |
| W973B 1016 | Yes | Yes | Yes | 3 | 3 |

* W975 Satellite Sequencer can be used to increase number of On-Off stages to 10 heat or 10 cool max.

| STD PKG | U/M | BERCOR NUMBER | DESCRIPTION | PC-1 EACH |
|---|---|---|---|---|
| 1 | EA | 74142 | W973A 1017 LOGIC PANEL | |
| 2 | EA | 74143 | W973B 1016 LOGIC PANEL | |

# Honeywell Honeywell Replacement Parts

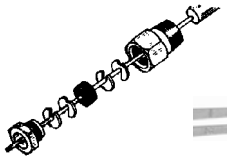
**7617M**


**26026B, 26026G**


**27518**


**27520L**


**107323A**

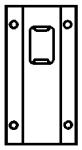
**107324A**

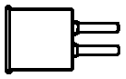
**130367**

**7617M:** Illustration above shows an exploded view of the pressure fitting.
**26025B:** Crank Arm Assemby. 3/8" diameter damper shaft includes set screw. Models Q605A, D, and E.
**26026G:** Crank Arm Assembly. 1/2" diameter damper shaft includes set screw. Models Q605A, C, D, and E
**27518:** Ball joint assembly. Models Q605A–Q605E.
**27520L:** Push rod, 48" long.
**107323A:** Bulb Shield for models T835A and TA418A.
**107324A:** Bulb holder for model T835A
**130367:** CAD cell assembly for use with models C554A.

| STD PKG | U/M | BERCOR NUMBER | DESCRIPTION | PC-1 EACH |
|---|---|---|---|---|
| 1 | EA | 74188 | 7616BR CRANK ARM ASSY | |
| 1 | EA | 74191 | 7617M COMP FITTING | |
| 1 | EA | 74830 | 14026 STEAM TRAP SIPHON LOOP | |
| 1 | EA | 74246 | 26025B/U CRANK ARM ASSY | |
| 1 | EA | 74247 | 26026G CRANK ARM ASSY | |
| 1 | EA | 74250 | 27518 BALL JOINT | |
| 1 | EA | 74254 | 27520L PUSHROD | |
| 1 | EA | 74390 | 107323A/U BULB SHIELD | |
| 1 | EA | 74391 | 107324A BULB HOLDER | |
| 10 | EA | 74539 | 120650 HEAT CONDUCTIVE COMPOUND | |
| 1 | EA | 74596 | 130367/U CAD CELL | |
| 1 | EA | 74431 | 112622AA WELL | |
| 1 | EA | 74433 | 112630AA WELL | |
| 1 | EA | 74540 | 121371A/U AQUA WELL | |
| 1 | EA | 74541 | 121371B/U AQUA WELL | |
| 1 | EA | 74564 | 123773A SAIL ASSEMBLY | |
| 1 | EA | 74599 | 129464N/U UV REPL TUBE | |
| 1 | EA | 74616 | 193987GA SENSOR | |
| 1 | EA | 74623 | 196146 CABLE CONN F/W136 | |
| 2 | EA | 71166 | 272629A VALVE ADAPTER KIT ADAPTER KIT | |
| 1 | EA | 74656 | 802360JA/U MOTOR | |

# The System 350™

## Temperature, Pressure, and Humidity Controls

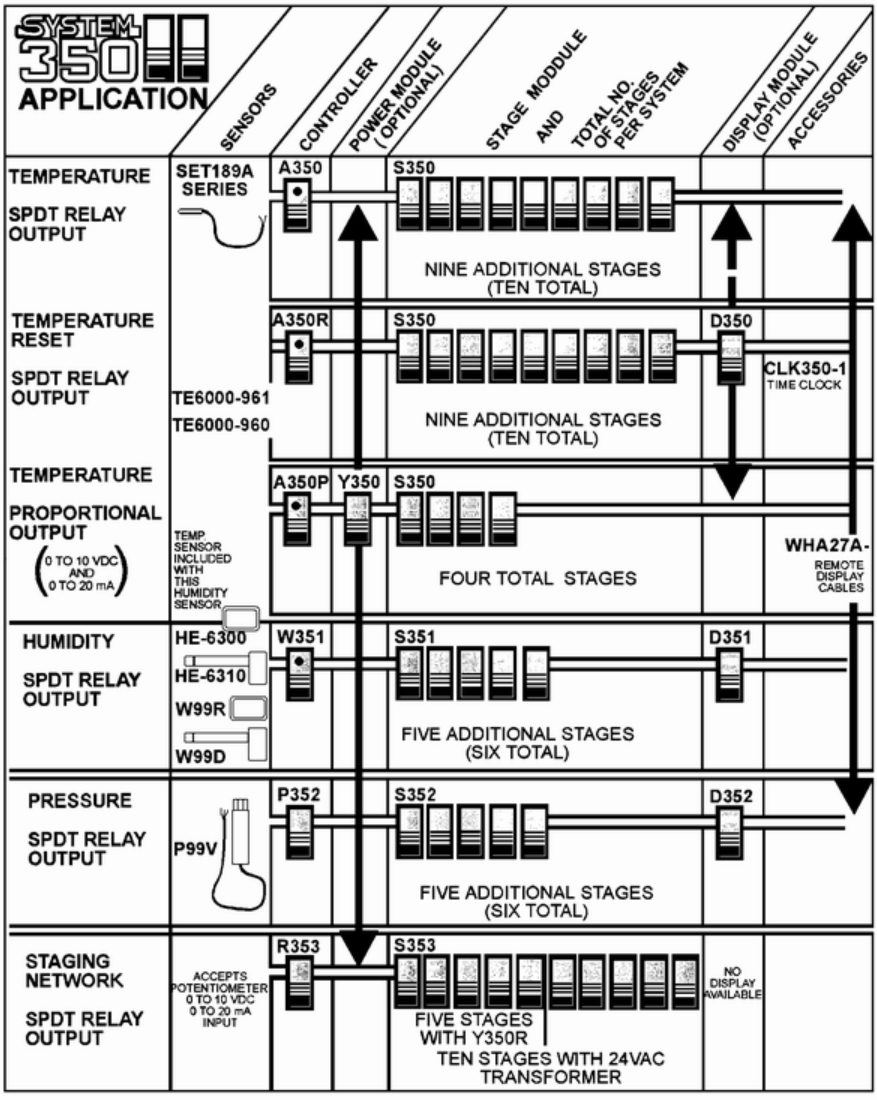




A350R



A350P



A350R



S350



D350

# System 350™ Temperature Controls

The System 350™ Temperature offering includes on/off (SPDT), proportional (0 to 10 Vdc or 0 to 20 mA output), and reset (SPDT) controls in addition to stage, display, and power modules. The controls are used in conjunction with the SET 189A-600 Series temperature sensors and TE-6001 Series Sensor Mounting Accessories.

**Applications Include:**
- Frozen/refrigerated display cases.
- Ventilation control.
- Warm air reset of plenum temperature.
- Space temperature control.
- Temperature reset for single or multistage boilers.
- Modulating dampers.
- Temperature indication.
- Cooling tower control.
- Beverage/milk coolers.
- Modulating chilled/hot water valves.

**Features**
- Electronic accuracy and repeatability
- Temp. sensors included
- Field selectable modes heat/cool and reverse/direct-acting on controls and staging modules
- Adj. differential, offset, and reset settings over wide range
- Proportional/Integral (PI) selectable option on A350P
- Surface or DIN rail mounting
- 5-pin connectors

**Benefits**
- Reliable
- Cost-effective package
- Universal models for lower inventory investment
- Applications versatility
- Hold setpoint regardless of load on system and its rate of change
- Flexible installation capabilities
- Eliminates wiring between models

# A350A Series On/Off Temperature Controls




The A350 Series is an on/off temperature control with single-pole, double-throw relay output and LED indication. This control is used in conjunction with the SET 189A-600 Series (PTC silicon) temperature sensors.

Two basic models cover a temperature range of -30 to 250° F with an adjustable differential of 1 to 30° F. A350A modules incorporate Fahrenheit scales. The S350 Stage, D350 Display, and Y350 Power modules can be used with the A350.

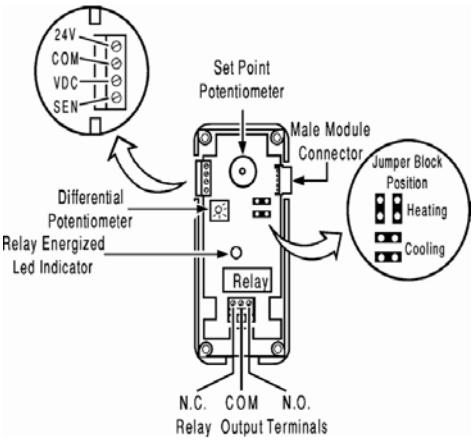


**Wiring Diagram**

## Accessories

The base silicon sensor (SET189A-600R) is included with each A350A and A350B control module.

## Features

- Field selectable heat/cool model.
- Adjustable set point and differential.
- Surface or DIN rail mounting.
- LED indication of relay status.
- 5-pin connectors eliminate wiring between modules.

## Applications

- Frozen/refrigerated food cases.
- Space temperature control.
- Cooling tower control.
- Beverage coolers.
- Chiller staging.

| STD PKG | U/M | BERCOR NUMBER | DESCRIPTION | PC-1 EACH |
|---|---|---|---|---|
| 1 | EA | 75450 | A350AA-1C -30/130F TEMP CONTROL | |

# A350P Series Proportional Temperature Controls

## Specifications

| | | |
|---|---|---|
| Temperature Range | A350P | -30 to 130° F; 90 to 250° F. |
| Throttling Range | | 2 F to 30° F. |
| Input Range | Transformer | 24 Vac Class 2 50/60 Hz. + 15% -10% 20 VA min. 40 VA max. |
| | Y350R | Power module 24 volt rectified AC 120/240 Vac 50/60 Hz., class 2 |
| Proportional Output | | 0 to 10 Vdc (750 ohm load min.) or 0 to 20 mA. (600 ohm load max.). Outputs will withstand short circuits to common and 24 Vac. |
| Minimum Output | | Adjustable from 0 to 60% of the output span. |
| Output Indication | | A ten segment LED indicates percentage of output. |
| Control Action | | Direct or reverse acting ramps are switch selectable. |
| Current Draw | A350P | 3.2 VA. |
| Integration Constant | | Three selectable rates C1, C2, C3, and an Off position. |
| Ambient Temperature | Operating | -30 to 140° F. |
| | Shipping | -40 to 185° F. |
| Humidity | | 0 to 95% RH non-condensing. |
| Material | Case and Cover | High impact plastic. |

# A350R Series Temperature Reset Controls



The A350R Series Electronic Temperature Reset Control raises or lowers the temperature of the supply water or air based on a proportionate rise or drop in termpreature at the outside sensor. The output consists of a sinple-pole, single throw, normally open relay. Includes LED indication of both relay status and night setback mode. Adjustments include: rest ratio, differential, minimum supply temperature, night setback (actuated by an external time control), and warm weather shutdown. The A350R can be used as a stand-alone device or in conjunction with add-on Stage (S350), Display (D350), and Power (Y350) modules. One outside and one supply temperature sensor are included.

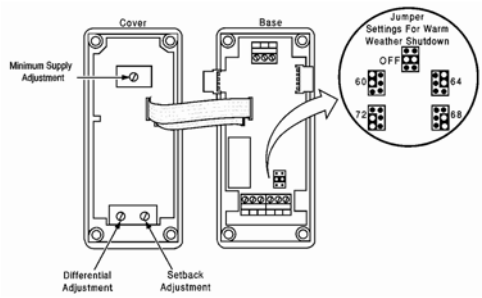


**Wiring Diagram**

## Features

- 5-pin connectors eliminate wiring between modules.
- Field-selectable warm weather shutdown.
- Adjustable differential and reset ratios.
- Accepts up to nine (9) S350 stage modules.
- Adjustable night setback (enabled by an external time control).
- Three minute minimum on-time reduces short cycling.
- LED indication of relay output and setback mode.

## Applications

- Single or multi-stage boiler rest.
- Warm air reset of plenum temperature.

| Model No. | Output | Minimum Supply Temperature Adj. | Differential | Reset Ratio Adj. (Outdoor/Indoor) | Electrical Contact Ratings 24 Vac | Temperature Sensors |
|---|---|---|---|---|---|---|
| A350RN-1C | SPST | 50 to 30 F | 1 to 30 F | 1:5 to 3:1 | 4 amp, 24 Vac<br>Pilot duty 42.4 VA at Vac | SET189A-600R or<br>SET189A-607R |
| A350RP-1C | SPST | 10 to 71 C | 0.5 to 17 C | 1:5 to 3:1 | 4 amp, 24 Vac<br>Pilot duty 42.4 VA at Vac | SET189A-600R or<br>SET189A-607R |

| STD PKG | U/M | BERCOR NUMBER | DESCRIPTION | PC-1 EACH |
|---|---|---|---|---|
| 1 | EA | 75460 | A350RS-1C TEMP RESET CTL | |

# S350 Stage-Adder Module



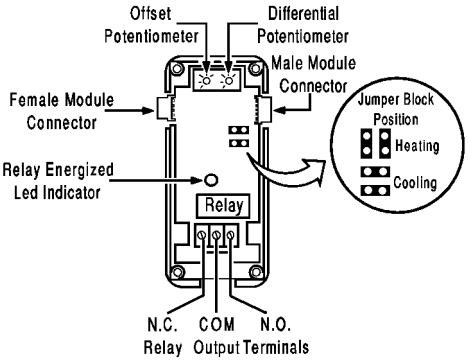


**Wiring Diagram**

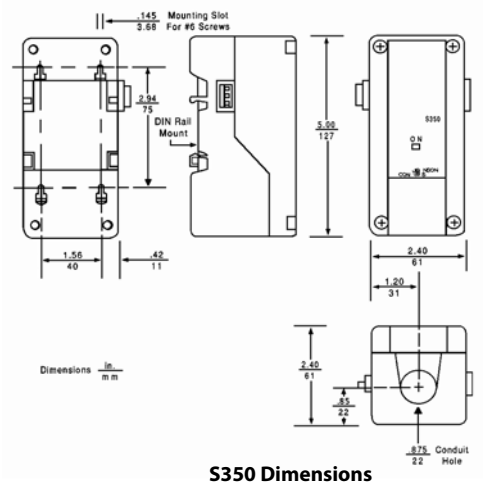


**S350 Dimensions**

The S350 Staging Module is used in conjuction with the A350, A350P, and A350R Series Temperature Controls to add multiple stage capability. The S350 module has a single-pole, double throw output relay and three adjustments including offset (de-energize stage action from setpoint), heating or cooling output, and differential.

Up to nine S350s can be added to the A350A and A350R while up to four can accompany the A350P controller via the 5-pin, plug-in connector.

## Features

- Heating or cooling, field-selectable jumper.
- Adjustable differential and offset.
- 5-pin connector eliminates wiring between modules.

## Applications

- Multiple staging of boilers or chillers.
- Staging of refrigeration compressors.
- Multiple fan staging for cooling tower.

### Electrical Contact Ratings

| Voltage AC | 120 | 208/240 |
|---|---|---|
| Full Load amp. | 9.8 | 4.9 |
| Locked Rotor amp. | 58.8 | 29.4 |
| Non-Inductive amp. 10 at 24/240 Vac | | |
| Pilot Duty–125 VA at 24/240 Vac | | |

### Selection Chart S350 Stage-Adder

| Model No. | Output | Differential Adjustment | Offset Adjustment |
|---|---|---|---|
| S350AA-1C | Spdt | 1 to 30° F | 1 to 30° F |
| S350AB-1C | Spdt | .6 to 16.7° F | .6 to 16.7° C |

| Specifications | | |
|---|---|---|
| Product | S350AA | Temperature module with Fahrenheit scale |
| | S350AB | Temperature module with Celsius scale |
| Material | Case and Cover | High impact plastic |
| Input Voltage | S350 | 5 Vdc reference provided by the A350, 24 volt power supply |
| Ambient Temperature | Operating | -30 to 150° F (-34 to 66° C) |
| | Shipping | -40 to 185° F (-40 to 85° C) |
| Humidity | | 0 to 95% RH non-condensing |
| Relays | Control and Stage Module | Spdt enclosed relays. Contacts rated at 10 amp non-inductive, 1/2 hp, 120/240 Vac |
| Differential Range | S350AA | 1 to 30° F |
| | S350AB | 0.6 to 16.7° C |
| Offset Range | S350AA | 1 to 30° F |
| | S350AB | 0.6 to 16.7 ° C |
| Mounting | | Wall or DIN rail |

| STD PKG | U/M | BERCOR NUMBER | DESCRIPTION | PC-1 EACH |
|---|---|---|---|---|
| 1 | EA | 75452 | S350AA-1C MODULE | |

# Y350R Power Module



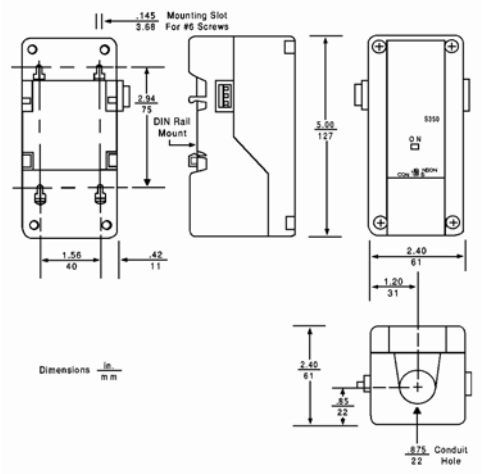


| Specifications | | |
|---|---|---|
| Material | Case and Cover | High impact plastic |
| Input Voltage | | 120/240 Vac 50/60 Hz |
| Output Voltage | | 24 Vac, 10 VA |
| Ambient Temp. | Operating | -30 to 140°F |
| | Shipping | -40 to 185°F |
| Humidity | All Modules | 0 to 95% RH non-condensing |

The Y350R power supply module is used to supply 24 volts AC to the A340, A350P, A350R, P352, R353/S353, and W351 controls.

### Features

- 5-pin connector.
- Surface or DIN rail mounting.

### Applications

- Provide 24 volt AC rectified power to System 350 line.

| STD PKG | U/M | BERCOR NUMBER | DESCRIPTION | PC-1 EACH |
|---|---|---|---|---|
| 1 | EA | 75454 | Y350R-1C MODULE TRANSFORMER | |

# System 350 DIN Rail Mounting Hardware

The BKT287 DIN rail can be used as an alternate means of mounting System 350 modules in an enclosure or open area.

- Quick, easy "slide-on" mounting concept.
- Ease of replacement and/or add-on retrofit.
- Dimensions: 35 x 75 mm, 0.30m (12 in.) long.

| STD PKG | U/M | BERCOR NUMBER | DESCRIPTION | PC-1 EACH |
|---|---|---|---|---|
| 1 | EA | 75149 | BKT287-1R DIN RAIL MTG BRACKET | |

# ICM102, ICM203, and ICM209 Delay Timers



ICM102/105

### ICM102 Delay on Make Timer

Works with anticipator-type thermostats. Universal voltage operation. Knob-adjustable time delays. One model replaces many in field. Ideal for compressor staging. Simple, 2-wire hookup. Compact 2" x 2" package. Epoxy-encapsulated circuitry. 18-30 Vac, 1 amp, 10 amp inrush, SPST, and N.O. Fixed or adjustable time range is .1 to 600 sec.

### ICM105 Delay on Make Timer

Similar to the ICM102 without the cooling anticipator circuitry. Universal voltage operation. Knob-adjustable time delay. Low holding current. Ideal for compressor staging. Simple, 2-wire hookup. Compact 2" x 2" package. Epoxy-encapsulated circuitry. 18-240 Vac, 1.5 amp, 15 amp inrush. Fixed or adjustable time range is 1.8 to 600 seconds.



ICM203

### ICM203 Off Delay on Break Timer

Universal voltage operating. Compressor lockout/anti-short cycle timer helps to protect compressors from damage caused by rapid short cycling. 2-wire hookup. Compact 2" x 2" package. Epoxy encapsulated circuitry. 18-240 Vac/Vdc, 1 amp, 10 amp inrush, SPST, and N.O. Fixed or adjustable time range is .1 to 600 sec.

### ICM209 Time Delay on Break Timer

Universal and high voltage operation. Help prevent scroll compressor reversal. Fast response time 16 ms. Compressor lockout/anti-short cycle timer. Eliminates relay chatter due to thermostat bounce or tampering. Works with anticipator-type thermostats. Compact, epoxy-encapsulated package. 18-240 Vac, 1 amp, 1 amp inrush, 10 min. adjustable time delay, and 50/60 Hz. frequency. Requires 40mA holding current and voltage drop 2.5V @ 1 amp.

| STD PKG | U/M | BERCOR NUMBER | DESCRIPTION | PC-1 EACH |
|---|---|---|---|---|
| 10 | EA | 76004 | ICM102F ADJ TIME DELAY -.03 TO 10 MIN. | |
| 1 | EA | 76005 | ICM203F ADJ TIME DELAY .03 TO 10 MIN. | |
| 1 | EA | 76011 | ICM209 ADJ TIME DELAY 10 MIN | |
| 1 | EA | 76014 | ICM105B ADJ TIME DELAY -.03 TO 10 MIN. | |

# TD69 and TD73 Adjustable Solid State Time Delays




### TD-69 Timer, Delay on Make

Adjustable 6 seconds to 8 minutes delay range. Upon application of power the time delay is initiated. On completion of selected delay period the load is energized. For manual reset, turn thermostat off or shut-off main power.
**Initiate Timer:** 70 milliseconds.
**Input Voltage:** 19 to 288 volts AC, 50/60 Hz.
**Maximum Load:** 1 amp, 10 amp inrush.
**Operating Temperature:** 0 to 160° F.
U.L. recognized.

### TD-73 Timer, Delay on Break

Adjustable 6 seconds to 5 minutes delay range. Upon application of power, current goes through TD73 and energizes the compressor. The time delay is initiated when the thermostat opens or when there is a power interruption. The compressor relay cannot restart until the delay time is expired.

| STD PKG | U/M | BERCOR NUMBER | DESCRIPTION | PC-1 EACH |
|---|---|---|---|---|
| 12 | EA | 94475 | TD69 TIME DELAY | |
| 12 | EA | 94473 | TD73 TIME DELAY | |

# ICM450C Programmable Voltage Monitors
## 3-Phase

The ICM400, ICM401, and ICM450 are specifically designed to protect motors and other 3-phase loads from premature failure and damage due to common voltage faults such as voltage unbalance, over/under voltage, phase loss, reversal, incorrect sequencing, and rapid short cycling.



**ICM400**

The **ICM400** features a lower cost with full performance protection, bright LED indicators, knob-adjustable features, and auto or manual reset. Monitors front and back of system for voltage unbalance, high/low voltage, phase loss, reversal, incorrect sequencing, and prevents rapid-short cycling. High/low fault at +/-12% of line set point.
**Input Voltage:** 190 to 630 Vac
**Input Voltage Unbalance:** Adj. 2-25%
**Input Control:** 18 to 240 Vac
**Input Frequency:** 50/60 Hz.
**Input Relay, SPDT, n.o.:** 10 amps



**ICM401**

The **ICM401** features 3-phase protection for single side, bright LED indicators for ON and FAULT, universal 3-phase input, fixed control voltage, and passive electronics. Monitors for phase reversal, phase loss, and for phase unbalance % as a function of input voltage.
**Input Voltage:** 190 to 600 Vac.
**Input Frequency:** 50/60 Hz.
**Input Control:** 18 to 30 Vac.
**Output Relay, SPDT n.o.:** 20 amps.



**ICM450**

The **ICM450** is fully programmable. Features include 25-fault memory storage, independent high/low voltage setting, and auto or manual reset. Monitors front and back side of system and identifies faults. Independent high/low voltage seting and high temperature LCD withstands up to 167° F. Monitors voltage unbalance, high/low voltage, phase loss, reversal, incorrect sequencing, and prevents rapid-short cycling. Memory is not volatile, monitor does not require control voltage for operation, and also features simultaneous voltage display.
**Input Voltage:** 190 to 630 Vac.
**Input Frequency:** 50/60 Hz.
**Input Voltage Unbalance:** Adj. 2 to 25%
**Input Control:** 18 to 240 Vac.
**Output Relay, SPDT n.o.:** 10 amps; n.c: 6 amps

| STD PKG | U/M | BERCOR NUMBER | DESCRIPTION | PC-1 EACH |
|---|---|---|---|---|
| 1 | EA | 76023 | ICM400 3 PHASE VOLTAGE MONITOR | |
| 1 | EA | 76022 | ICM401 3 PHASE VOLTAGE MONITOR | |
| 1 | EA | 76006 | ICM450 3 PHASE VOLTAGE MONITOR | |

# SL-2000 Series Duct Smoke Detectors



The SL-2000 Series Smoke Duct Detector is the latest innovation for early detection of smoke and products of combustion present in air moving through HVAC ducts in commercial, industrial and residential applications.

- Low-flow technology: photoelectric model listed for velocities between 100-4000 ft/min.
- Operating voltages: 230 VAC, 115 VAC, 24 VAC, 24 VDC
- Interconnect up to 30 units for common functions
- Patented no-tools-required front or rear loading and removing sampling/exhaust
- Patented test port valve allows for aerosol smoke testing without cover removal

| STD PKG | U/M | BERCOR NUMBER | DESCRIPTION | PC-1 EACH |
|---|---|---|---|---|
| 10 | EA | 75024 | SL-2000-P PHOTOELECTRIC DUCT SMOKE DETECTOR | |
| 1 | EA | 75027 | STN-1.0 10" SAMPLING TUBE | |
| 1 | EA | 75028 | STN-2.5 30" SAMPLING TUBE | |
| 1 | EA | 75029 | TG-2000 TEST GAS FOR SL-2000 | |

# MSR-50R Series Advanced Remote Controller



**MSR-50RK/R**



**MSR-50RK/AV/R**

The MSR-50R series remote controllers are designed for use with Air Products and Controls duct smoke detectors.

- Key-operated detector test and reset function
- Tri-color visual indication of detector pilot, trouble and alarm conditions
- Lever-operated, quick connection (no tools) four-position terminal block
- Port for plugging optional strobe

| STD PKG | U/M | BERCOR NUMBER | DESCRIPTION | PC-1 EACH |
|---|---|---|---|---|
| 1 | EA | 75025 | MSR-50RK/R REMOTE CONTROLLER W/KEY TEST | |
| 1 | EA | 75026 | MSR-50RK/AV/C/R REMOTE CONTROLLER WITH KEY TEST, AUDIO & VISUAL ALERT | |

# *Group 8 Equipment*

Group 8 Equipment


Warranties ..... 8-1
Armstrong Air Residential Furnaces ..... 8-2
Armstrong Air Residential Oil Furnaces ..... 8-18
Armstrong Air Accessories ..... 8-19
Armstrong Air Condensing Units ..... 8-20
Armstrong Air Coils ..... 8-75
Armstrong Air Residential Heat Pumps ..... 8-81
Armstrong Air Residential Air Handlers ..... 8-93
Magic-Pak ..... 8-97
Allied Light Commercial Equipment ..... 8-100
Allied Commercial Equipment ..... 8-106
Armstrong Replacement Parts ..... 8-136
Allied Commercial/Lennox Replacement Parts ..... 8-153
Ducane Residential Equipment ..... 8-156
Generators Portable & Standby ..... 8-186
Window/Room Conditioners ..... 8-190
Portable Air Conditioners ..... 8-192
Industrial Air Conditioners ..... 8-193
Packaged Air Conditioners ..... 8-195
Dehumidifiers ..... 8-199
Ductless Split System ..... 8- 202
Mitsubishi M-Series Single-Zone Split Systems ..... 8-208
Mitsubishi M-Series Multi-Zone Split Systems ..... 8-212
Mitsubishi Single Zone Ducted Split Systems ..... 8-217
Mitsubishi P-Series Ductless Split Systems ..... 8-219
Mitsubishi P-Series Ducted Split Systems ..... 8-225
Mini Split Condensate Pumps & Accessories ..... 8-228
Mitsubishi CITY MULTI ..... 8-235
Geothermal Heat Pump ..... 8- 239
High Velocity Heat Pump System ..... 8-249
Mobile Home Furnace ..... 8-250
Wall Furnaces and Room Heaters ..... 8-254
Unit Heaters ..... 8-258
Allied Commercial Equipment ..... 8-259
Reznor/Unit Heaters ..... 8-261
Reznor/Duct Furnaces ..... 8-265
Reznor Parts ..... 8-267
Space-Ray/Infrared Heaters ..... 8-270
Schwank/Infrared Heaters ..... 8-272
Electric Heating ..... 8-276
Gas Conversion Burners ..... 8-281

# Premium Care Plus Extended Warranty Program

Allied Air Enterprises has teamed up with Service Net, North America's largest provider of risk management programs for the HVAC/R industry to develop a unique, user-friendly opportunity to make your business more profitable and less complicated. Beginning in 2012 all Warranty purchases and processing will be handled directly through Service Net. For complete details log onto Contractor Net, click on the Programs tab, click on the Extended Warranty tab, then choose the Dealer Program Guide.

For questions or assistance with the program, please contact Service Net Client Support at 888-257-0913 or hvacsupport@servicenet.com.

# A97USMV Gas Furnaces

## Upflow/Horizontal, Modulating, Variable Speed



### Heat Exchanger Design
- 409 stainless steel primary heat exchanger with crimped no-weld construction
- AL 29-4C stainless steel secondary heat exchanger

### Cabinet Design
- Standardized widths for easy coil fit

### Air Delivery System
- ECM™ variable speed blower motor
- Easily removable slide out blower design

### Controls
- Modulating gas valve
- Communicating control enabled
- Self diagnostics saves last 10 fault codes regardless of power interruption

### Venting
- Category 4 direct vent appliance

### Installation Features
- Left or right utility connections
- Zero step horizontal conversion
- Removable floor base for bottom return air

### Warranties*
- 10-year limited parts warranty
- Lifetime limited heat exchanger warranty

*On-line registration required within 60 days of installation. Warranty terms will be impacted if registration not completed on time. See warranty certificate for complete details.

| Model No. | Input (Btuh) | Ouput (Btuh)* | AFUE | Nom. Cooling Capacity* (Tons) | Gas Inlet (In) | Volts/ Hz/ Phase | Max. Time Delay Breaker or Fuse | Nominal FLA | Trans. (V.A.) | Approx. Ship. Wt (Lbs) |
|---|---|---|---|---|---|---|---|---|---|---|
| A97USMV070B12S | 66,000 | 64,000 | 97.0 | 3 | 1/2 | 120-60-1 | 15 | 7.7 | 40 | 138 |
| A97USMV090C12S | 88,000 | 85,000 | 97.0 | 3 | 1/2 | 120-60-1 | 15 | 7.7 | 40 | 155 |
| A97USMV090C16S | 88,000 | 85,000 | 97.0 | 4 | 1/2 | 120-60-1 | 15 | 10.1 | 40 | 165 |
| A97USMV110C20S | 110,000 | 106,000 | 97.0 | 5 | 1/2 | 120-60-1 | 20 | 12.8 | 40 | 175 |
| A97USMV135D20S | 132,000 | 127,000 | 97.0 | 5 | 1/2 | 120-60-1 | 20 | 12.8 | 40 | 190 |

### Furnaces

**Prices Available on Request**

| Dimensions H x W x D (In.) | STD PKG | U/M | BERCOR NUMBER | DESCRIPTION |
|---|---|---|---|---|
| 33 x 17-1/2 x 28-1/2 | 1 | EA | 84392 | A97USMV070B12S 97% MODULATING 70K 3T FURNACE UPFLOW/HORIZONTAL |
| 33 x 21 x 28-1/2 | 1 | EA | 84393 | A97USMV090C12S 97% MODULATING 90K 3T FURNACE UPFLOW/HORIZONTAL |
| 33 x 21 x 28-1/2 | 1 | EA | 84394 | A97USMV090C16S 97% MODULATING 90K 4T FURNACE UPFLOW/HORIZONTAL |
| 33 x 21 x 28-1/2 | 1 | EA | 84395 | A97USMV110C20S 97% MODULATING 110K 5T FURNACE UPFLOW/HORIZONTAL |
| 33 x 24-1/2 x 28-1/2 | 1 | EA | 84396 | A97USMV135D20S 97% MODULATING 135K 5T FURNACE UPFLOW/HORIZONTAL |

### Accessories

| STD PKG | U/M | BERCOR NUMBER | DESCRIPTION |
|---|---|---|---|
| 1 | EA | 84643 | 1.851399 COMFORTSYNC ZONING PANEL |
| 1 | EA | 84644 | 1.851400 COMFORTSYNC ZONING SENSOR |
| 1 | EA | 11340 | 270 14 1/2X25X14 FURNACE BASE W/DOOR |
| 1 | EA | 11341 | 270 17 1/2X25X14 FURNACE BASE W/DOOR |
| 1 | EA | 11342 | 270 21X25X14 FURNACE BASE W/DOOR |
| 1 | EA | 11343 | 270 24 1/2X25X14 FURNACE BASE W/DOOR |
| 1 | EA | 84341 | 51W11 2" AND 3" FLUSH MOUNT TERMINATION KIT |
| 1 | EA | 84338 | 68W62 17.5" RETURN AIR BASE |
| 1 | EA | 84339 | 68W63 21" RETURN AIR BASE |
| 1 | EA | 84340 | 68W64 24.5" RETURN AIR BASE |
| 1 | EA | 84334 | 68W77 LP KIT FOR A97 FURNACE |
| 1 | EA | 63873 | 68W82 MODULATING NIGHT SERVICE KIT |
| 1 | EA | 84342 | 71M80 2" W/ 1-1/2"ACCELARATOR CONCENTRIC VENT KIT |
| 1 | EA | 84623 | COMFORTSYNC WI-FI COMMUNICATING THERMOSTAT |
| 4 | EA | 84343 | CVENT-2 2" CONCENTRIC VENT KIT 69M29 |
| 4 | EA | 84344 | CVENT-3 3" CONCENTRIC VENT KIT 60L46 |
| 6 | EA | 84445 | HVENT-2 2IN HORIZ TERM KIT |
| 6 | EA | 84446 | HVENT-3 3IN HORIZ TERM KIT |

# A97DSMV Gas Furnaces

## Downflow/Horizontal, Modulating, Variable Speed



### Heat Exchanger Design
- 409 stainless steel primary heat exchanger with crimped no-weld construction
- AL 29-4C stainless steel secondary heat exchanger

### Cabinet Design
- Standardized widths for easy coil fit

### Air Delivery System
- ECM™ variable speed blower motor
- Easily removable slide out blower design

### Controls
- Modulating gas valve
- Communicating control enabled
- Self diagnostics saves last 10 fault codes regardless of power interruption

### Venting
- Category 4 direct vent appliance

### Installation Features
- Left or right utility connections
- Zero step horizontal conversion
- Removable floor base for bottom return air

### Warranties*
- 10-year limited parts warranty
- Lifetime limited heat exchanger warranty

*On-line registration required within 60 days of installation. Warranty terms will be impacted if registration not completed on time. See warranty certificate for complete details.

| Model No. | Input (Btuh) | Ouput (Btuh)* | AFUE | Nom. Cooling Capacity* (Tons) | Gas Inlet (In.) | Volts/ Hz/ Phase | Max. Time Delay Breaker or Fuse | Nominal FLA | Trans. (V.A.) | Approx. Ship. Wt. (Lbs.) |
|---|---|---|---|---|---|---|---|---|---|---|
| A97DSMV070B12S | 66,000 | 64,000 | 97.0 | 3 | 1/2 | 120-60-1 | 15 | 7.7 | 40 | 140 |
| A97DSMV090C16S | 88,000 | 85,000 | 97.0 | 4 | 1/2 | 120-60-1 | 15 | 10.1 | 40 | 165 |
| A97DSMV090C20S | 88,000 | 85,000 | 97.0 | 5 | 1/2 | 120-60-1 | 20 | 12.8 | 40 | 165 |
| A97DSMV110C20S | 110,000 | 107,000 | 97.0 | 5 | 1/2 | 120-60-1 | 20 | 12.8 | 40 | 174 |

### Furnaces

**Prices Available on Request**

| Dimensions H x W x D (In.) | STD PKG | U/M | BERCOR NUMBER | DESCRIPTION |
|---|---|---|---|---|
| 33 x 17-1/2 x 28-1/2 | 1 | EA | 84397 | A97DSMV070B12S 97% MODULATING 70K 3T FURNACE DOWNFLOW |
| 33 x 21 x 28-1/2 | 1 | EA | 84398 | A97DSMV090C16S 97% MODULATING 90K 4T FURNACE DOWNFLOW |
| 33 x 21 x 28-1/2 | 1 | EA | 84399 | A97DSMV090C20S 97% MODULATING 90K 5T FURNACE DOWNFLOW |
| 33 x 21 x 28-1/2 | 1 | EA | 84359 | A97DSMV110C20S 97% MODULATING 110K 5T FURNACE DOWNFLOW |

### Accessories

| STD PKG | U/M | BERCOR NUMBER | DESCRIPTION |
|---|---|---|---|
| 1 | EA | 84643 | 1.851399 COMFORTSYNC ZONING PANEL |
| 1 | EA | 84644 | 1.851400 COMFORTSYNC ZONING SENSOR |
| 1 | EA | 11340 | 270 14 1/2X25X14 FURNACE BASE W/DOOR |
| 1 | EA | 11341 | 270 17 1/2X25X14 FURNACE BASE W/DOOR |
| 1 | EA | 11342 | 270 21X25X14 FURNACE BASE W/DOOR |
| 1 | EA | 11343 | 270 24 1/2X25X14 FURNACE BASE W/DOOR |
| 1 | EA | 11348 | 270-MFB 17 1/2X25X20 FURNACE BASE W/DOOR |
| 1 | EA | 11349 | 270-MFB 21X25X20 FURNACE BASE W/DOOR |
| 1 | EA | 11350 | 270-MFB 24 1/2X25X20 FURNACE BASE W/DOOR |
| 1 | EA | 84341 | 51W11 2" AND 3" FLUSH MOUNT TERMINATION KIT |
| 1 | EA | 84338 | 68W62 17.5" RETURN AIR BASE |
| 1 | EA | 84339 | 68W63 21" RETURN AIR BASE |
| 1 | EA | 84340 | 68W64 24.5" RETURN AIR BASE |
| 1 | EA | 84334 | 68W77 LP KIT FOR A97 FURNACE |
| 1 | EA | 63873 | 68W82 MODULATING NIGHT SERVICE KIT |
| 1 | EA | 84342 | 71M80 2" W/ 1-1/2"ACCELARATOR CONCENTRIC VENT KIT |
| 1 | EA | 84623 | COMFORTSYNC WI-FI COMMUNICATING THERMOSTAT |
| 4 | EA | 84343 | CVENT-2 2" CONCENTRIC VENT KIT 69M29 |
| 4 | EA | 84344 | CVENT-3 3" CONCENTRIC VENT KIT 60L46 |
| 6 | EA | 84445 | HVENT-2 2IN HORIZ TERM KIT |
| 6 | EA | 84446 | HVENT-3 3IN HORIZ TERM KIT |

# A962V Gas Furnaces

## Upflow/Horizontal, Communicating, 2-Stage, Variable Speed



### Features

- 409 stainless steel primary heat exchanger material and AL29-4C stainless steel secondary heat exchanger
- Non-welded crimped S-curve primary heat exchanger design for maximum durability
- ECM variable speed blower motor
- Easily removable slide out blower design
- Left and right utility connections
- Zero step horizontal conversion
- Self diagnostics saves last five (5) fault codes regardless of power interruption
- Comfort Sync communication thermostat
- 2-stage gas valve
- Certified for direct vent (2-pipe) and in-direct (1-pipe) applications

### Warranties*

- 10 year limited parts warranty
- Lifetime limited heat exchanger warranty

* On-line registration required within 60 days of installation. Warranty terms will be impacted if registration not completed on time. See warranty certificate for complete details.

| Model No. | 1st Stage (Btuh) | | 2nd Stage (Btuh) | | AFUE | Nominal Clg. Cap. (Tons) | Gas Inlet (In) | Max. Time Delay Breaker or Fuse | Nominal FLA | Supply W x D (In) | Return W x D (In) | Approx. Ship Wt. (Lbs) |
|---|---|---|---|---|---|---|---|---|---|---|---|---|
| | Input | Output | Input | Output | | | | | | | | |
| A96US2V045B12S | 29,000 | 28,000 | 44,000 | 42,000 | 96.0 | 3 | 1/2 | 15 | 7.7 | 16 x 19-1/2 | 14 x 23 | 130 |
| A96US2V070B12S | 43,000 | 41,000 | 66,000 | 62,000 | 96.0 | 3 | 1/2 | 15 | 7.7 | 16 x 19-1/2 | 14 x 23 | 138 |
| A96US2V090C12S | 57,000 | 55,000 | 88,000 | 84,000 | 96.0 | 3 | 1/2 | 15 | 7.7 | 19-1/2 x 19-1/2 | 14 x 23 | 154 |
| A96US2V090C16S | 57,000 | 55,000 | 88,000 | 85,000 | 96.0 | 4 | 1/2 | 15 | 10.1 | 19-1/2 x 19-1/2 | 14 x 23 | 165 |
| A96US2V090C20S | 57,000 | 55,000 | 88,000 | 85,000 | 96.0 | 5 | 1/2 | 20 | 12.8 | 19-1/2 x 19-1/2 | 14 x 23 | 166 |
| A96US2V110C16S | 72,000 | 70,000 | 110,000 | 105,000 | 96.0 | 4 | 1/2 | 15 | 10.1 | 19-1/2 x 19-1/2 | 14 x 23 | 173 |
| A96US2V110C20S | 72,000 | 70,000 | 110,000 | 106,000 | 96.0 | 5 | 1/2 | 20 | 12.8 | 19-1/2 x 19-1/2 | 14 x 23 | 174 |
| A96US2V135D20S | 88,000 | 84,000 | 135,000 | 126,000 | 96.0 | 5 | 1/2 | 20 | 12.8 | 23 x 19-1/2 | 14 x 23 | 188 |

### Furnaces

**Prices Available on Request**

| Dimensions H x W x D (In) | STD PKG | U/M | BERCOR NUMBER | DESCRIPTION |
|---|---|---|---|---|
| 33 x 17-1/2 x 28-1/2 | 1 | EA | 83978 | A96US2V045B12S 96% 2STG VAR 45K 3T FURNACE UP/HORIZ COMMUNICATING |
| 33 x 17-1/2 x 28-1/2 | 1 | EA | 83979 | A96US2V070B12S 96% 2STG VAR 70K 3T FURNACE UP/HORIZ COMMUNICATING |
| 33 x 21 x 28-1/2 | 1 | EA | 83980 | A96US2V090C12S 96% 2STG VAR 90K 3T FURNACE UP/HORIZ COMMUNICATING |
| 33 x 21 x 28-1/2 | 1 | EA | 83981 | A96US2V090C16S 96% 2STG VAR 90K 4T FURNACE UP/HORIZ COMMUNICATING |
| 33 x 21 x 28-1/2 | 1 | EA | 83982 | A96US2V090C20S 96% 2STG VAR 90K 5T FURNACE UP/HORIZ COMMUNICATING |
| 33 x 21 x 28-1/2 | 1 | EA | 83983 | A96US2V110C16S 96% 2STG VAR 110K 4T FURNACE UP/HORIZ COMMUNICATING |
| 33 x 21 x 28-1/2 | 1 | EA | 83984 | A96US2V110C20S 96% 2STG VAR 110K 5T FURNACE UP/HORIZ COMMUNICATING |
| 33 x 24-1/2 x 28-1/2 | 1 | EA | 83985 | A96US2V135D20S 96% 2STG VAR 135K 5T FURNACE UP/HORIZ COMMUNICATING |

### Accessories

| STD PKG | U/M | BERCOR NUMBER | DESCRIPTION |
|---|---|---|---|
| 1 | EA | 84643 | 1.851399 COMFORTSYNC ZONING PANEL |
| 1 | EA | 84644 | 1.851400 COMFORTSYNC ZONING SENSOR |
| 1 | EA | 11341 | 270 17 1/2X25X14 FURNACE BASE W/DOOR |
| 1 | EA | 11342 | 270 21X25X14 FURNACE BASE W/DOOR |
| 1 | EA | 11343 | 270 24 1/2X25X14 FURNACE BASE W/DOOR |
| 1 | EA | 85410 | 11K48 LP KIT F/80 THRU 95 2 STG VAR |
| 1 | EA | 11348 | 270-MFB 17 1/2X25X20 FURNACE BASE W/DOOR |
| 1 | EA | 11349 | 270-MFB 21X25X20 FURNACE BASE W/DOOR |
| 1 | EA | 11350 | 270-MFB 24 1/2X25X20 FURNACE BASE W/DOOR |
| 1 | EA | 84341 | 51W11 2" AND 3" FLUSH MOUNT TERMINATION KIT |
| 1 | EA | 84338 | 68W62 17.5" RETURN AIR BASE |
| 1 | EA | 84339 | 68W63 21" RETURN AIR BASE |
| 1 | EA | 84340 | 68W64 24.5" RETURN AIR BASE |
| 1 | EA | 84342 | 71M80 2" W/ 1-1/2"ACCELARATOR CONCENTRIC VENT KIT |
| 1 | EA | 84623 | COMFORTSYNC WI-FI COMMUNICATING THERMOSTAT |
| 4 | EA | 84343 | CVENT-2 2" CONCENTRIC VENT KIT 69M29 |
| 4 | EA | 84344 | CVENT-3 3" CONCENTRIC VENT KIT 60L46 |
| 6 | EA | 84445 | HVENT-2 2IN HORIZ TERM KIT |
| 6 | EA | 84446 | HVENT-3 3IN HORIZ TERM KIT |

# A96DF2V Gas Furnaces

## Downflow, Communicating, 2-Stage, Variable Speed



### Features

- 409 stainless steel primary heat exchanger material and AL29-4C stainless steel secondary heat exchanger
- Non-welded crimped S-curve primary heat exchanger design for maximum durability
- ECM variable speed blower motor
- Easily removable slide out blower design
- Left and right utility connections
- Self diagnostics saves last five (5) fault codes regardless of power interruption
- Comfort Sync communication thermostat
- 2-stage gas valve
- Certified for direct vent (2-pipe) and in-direct (1-pipe) applications

### Warranties*

- 10 year limited parts warranty
- Lifetime limited heat exchanger warranty

* On-line registration required within 60 days of installation. Warranty terms will be impacted if registration not completed on time. See warranty certificate for complete details.

| Model No. | 1st Stage (Btuh) | | 2nd Stage (Btuh) | | AFUE | Nominal Clg. Cap. (Tons) | Gas Inlet (In) | Max. Time Delay Breaker or Fuse | Nominal FLA | Supply W x D (In) | Return W x D (In) | Approx. Ship Wt. (Lbs) |
|---|---|---|---|---|---|---|---|---|---|---|---|---|
| | Input | Output | Input | Output | | | | | | | | |
| A96DS2V045B12S | 29,000 | 28,000 | 44,000 | 43,000 | 96.0 | 3 | 1/2 | 15 | 7.7 | 16 x 20-1/8 | 15-1/2 x 19-1/2 | 131 |
| A96DS2V070B16S | 43,000 | 42,000 | 66,000 | 64,000 | 96.0 | 4 | 1/2 | 15 | 10.1 | 16 x 20-1/8 | 15-1/2 x 19-1/2 | 138 |
| A96DS2V090C20S | 57,000 | 56,000 | 88,000 | 85,000 | 96.0 | 5 | 1/2 | 20 | 12.8 | 19-1/2 x 20-1/8 | 19 x 19-1/2 | 166 |
| A96DS2V110C20S | 72,000 | 70,000 | 110,000 | 106,000 | 96.0 | 5 | 1/2 | 20 | 12.8 | 19-1/2 x 20-1/8 | 19 x 19-1/2 | 176 |

### Furnaces

**Prices Available on Request**

| Dimensions H x W x D (In) | STD PKG | U/M | BERCOR NUMBER | DESCRIPTION |
|---|---|---|---|---|
| 33 x 17-1/2 x 28-1/2 | 1 | EA | 83986 | A96DS2V045B12S 96% 2STG VAR 45K 3T FURNACE DOWNFLOW COMMUNICATING |
| 33 x 17-1/2 x 28-1/2 | 1 | EA | 83987 | A96DS2V070B16S 96% 2STG VAR 70K 4T FURNACE DOWNFLOW COMMUNICATING |
| 33 x 21 x 28-1/2 | 1 | EA | 83988 | A96DS2V090C20S 96% 2STG VAR 90K 5T FURNACE DOWNFLOW COMMUNICATING |
| 33 x 21 x 28-1/2 | 1 | EA | 83989 | A96DS2V110C20S 96% 2STG VAR 110K 5T FURNACE DOWNFLOW COMMUNICATING |

### Accessories

| STD PKG | U/M | BERCOR NUMBER | DESCRIPTION |
|---|---|---|---|
| 1 | EA | 84643 | 1.851399 COMFORTSYNC ZONING PANEL |
| 1 | EA | 84644 | 1.851400 COMFORTSYNC ZONING SENSOR |
| 1 | EA | 11341 | 270 17 1/2X25X14 FURNACE BASE W/DOOR |
| 1 | EA | 11342 | 270 21X25X14 FURNACE BASE W/DOOR |
| 1 | EA | 11343 | 270 24 1/2X25X14 FURNACE BASE W/DOOR |
| 1 | EA | 85410 | 11K48 LP KIT F/80 THRU 95 2 STG VAR |
| 1 | EA | 11348 | 270-MFB 17 1/2X25X20 FURNACE BASE W/DOOR |
| 1 | EA | 11349 | 270-MFB 21X25X20 FURNACE BASE W/DOOR |
| 1 | EA | 11350 | 270-MFB 24 1/2X25X20 FURNACE BASE W/DOOR |
| 1 | EA | 84341 | 51W11 2" AND 3" FLUSH MOUNT TERMINATION KIT |
| 1 | EA | 84342 | 71M80 2" W/ 1-1/2"ACCELARATOR CONCENTRIC VENT KIT |
| 1 | EA | 84623 | COMFORTSYNC WI-FI COMMUNICATING THERMOSTAT |
| 4 | EA | 84343 | CVENT-2 2" CONCENTRIC VENT KIT 69M29 |
| 4 | EA | 84344 | CVENT-3 3" CONCENTRIC VENT KIT 60L46 |
| 6 | EA | 84445 | HVENT-2 2IN HORIZ TERM KIT |
| 6 | EA | 84446 | HVENT-3 3IN HORIZ TERM KIT |

# A95UH2E Gas Furnaces

## Upflow/Horizontal, Two-Stage, Constant Torque Motor



### Heat Exchanger Design
- Stainless steel primary heat exchanger with crimped non-welded construction
- AL29-4C stainless steel secondary heat exchanger
- Non-welded crimped S-curve primary heat exchanger design for maximum durability

### Burners
- Aluminized steel in shot burners for smooth ignition
- Isolated burner enclosure for quiet operation

### Cabinet Construction
- Standardized widths for easy coil fit
- Unitized construction for cabinet integrity
- Heat exchanger compartment is insulated to increase efficiency and reduce sound levels
- Baked on prepainted steel cabinet finish

### Constant Torque ECM
- Efficient blower motor
- Easily removable slide-out blower design
- Dynamically balanced blower wheel with resilient motor mounts for smooth and quiet operation

### Controls
- Two-stage gas valve
- Integrated ignition and fan control
- System Sentry control retains last 10 fault codes with push button memory recall and 7 segment LED display, regardless of power interruption
- Hot surface ignition system uses silicon nitride ignitor

### Venting
- 2-speed induced draft motor with stainless steel shaft, steel ball bearings, and fan cooled for long life
- Certified for direct vent and indirect vent (1 and 2 pipe) applications

### Installation Features
- Left or right gas and electric entry
- Zero step horizontal conversion
- Removable floor base for bottom air return

### Warranty
- 10-year limited parts warratny
- Lifetime limited heat excahanger warranty

* On-line registration required whithin 60 days of installation. Warranty terms will be impacted if registration not completed on time. See warranty certificate for complete details.

| Model No. | 1st Stage (Btuh) Input | 1st Stage (Btuh) Output | 2nd Stage (Btuh) Input | 2nd Stage (Btuh) Output | Nom. Clg. Cap.(Tons) | Gas Inlet (In.) | Min. Time Delay Breaker or Fuse | Nom. FLA | Supply W x D | Return W x D | Wt. Lbs. |
|---|---|---|---|---|---|---|---|---|---|---|---|
| A95UH2E045B12S | 29,000 | 28,000 | 44,000 | 42,000 | 3 | 1/2 | 15 | 6.8 | 16-3/8 x 19-1/2 | 23 x14 | 130 |
| A95UH2E070B12S | 43,000 | 41,000 | 66,000 | 62,000 | 3 | 1/2 | 15 | 6.8 | 16-3/8 x 19-1/2 | 23 x14 | 138 |
| A95UH2E090C16S | 57,000 | 55,000 | 88,000 | 85,000 | 4 | 1/2 | 15 | 8.4 | 19-7/8 x 19-1/2 | 23 x14 | 166 |
| A95UH2E110C20S | 72,000 | 70,000 | 110,000 | 105,000 | 5 | 1/2 | 15 | 10.9 | 19-7/8 x 19-1/2 | 23 x14 | 174 |
| A95UH2E135D20S | 88,000 | 84,000 | 135,000 | 126,000 | 5 | 1/2 | 20 | 10.9 | 23-3/8 x 19-1/2 | 23 x14 | 189 |

### Upflow/Horizontal Furnaces

**Prices Available on Request**

| Dimensions H x W x D | STD PKG | U/M | BERCOR NUMBER | DESCRIPTION |
|---|---|---|---|---|
| 33 x 17-1/2 x 28-1/2 | 1 | EA | 84891 | A95UH2E045B12S 2 STG 95% 45K 3T W/X13 FURNACE UPFLOW/HORIZONTAL |
| 33 x 17-1/2 x 28-1/2 | 1 | EA | 84892 | A95UH2E070B12S 2 STG 95% 70K 3T W/X13 FURNACE UPFLOW/HORIZONTAL |
| 33 x 21 x 28-1/2 | 1 | EA | 84893 | A95UH2E090C16S 2 STG 95% 90K 4T W/X13 FURNACE UPFLOW/HORIZONTAL |
| 33 x 21 x 28-1/2 | 1 | EA | 84894 | A95UH2E110C20S 2 STG 95% 110K 5T W/X13 FURNACE UPFLOW/HORIZONTAL |
| 33 x 24-1/2 x 28-1/2 | 1 | EA | 84895 | A95UH2E135D20S 2 STG 95% 135K 5T W/X13 FURNACE UPFLOW/HORIZONTAL |

### Accessories

| STD PKG | U/M | BERCOR NUMBER | DESCRIPTION |
|---|---|---|---|
| 1 | EA | 85410 | 11K48 LP KIT F/80 THRU 95 2 STG VAR |
| 1 | EA | 84341 | 51W11 2" AND 3" FLUSH MOUNT TERMINATION KIT |
| 1 | EA | 84338 | 68W62 17.5" RETURN AIR BASE |
| 1 | EA | 84339 | 68W63 21" RETURN AIR BASE |
| 1 | EA | 84340 | 68W64 24.5" RETURN AIR BASE |
| 1 | EA | 84342 | 71M80 2" W/ 1-1/2"ACCELARATOR CONCENTRIC VENT KIT |

# A95DF2E Gas Furnaces

## Downflow, Two-Stage, Constant Torque Motor



### Heat Exchanger Design
- Stainless steel primary heat exchanger with crimped non-welded construction
- AL29-4C stainless steel secondary heat exchanger
- Non-welded crimped S-curve primary heat exchanger design for maximum durability

### Burners
- Aluminized steel in shot burners for smooth ignition
- Isolated burner enclosure for quiet operation

### Cabinet Construction
- Standardized widths for easy coil fit
- Unitized construction for cabinet integrity
- Heat exchanger compartment is insulated to increase efficiency and reduce sound levels
- Baked on prepainted steel cabinet finish

### Constant Torque ECM
- Efficient blower motor
- Easily removable slide-out blower design
- Dynamically balanced blower wheel with resilient motor mounts for smooth and quiet operation.

### Controls
- Two-stage gas valve
- Integrated ignition and fan control
- System Sentry control retains last 10 fault codes with push button memory recall and 7 segment LED display, regardless of power interruption
- Hot surgace ignition system uses silicon nitride ignitor

### Venting
- 2-speed induced draft motor with stainless steel shaft, steel ball bearings, and fan cooled for long life
- Certified for direct vent and indirect vent (1 and 2 pipe) applications

### Installation Features
- Left or right gas and electric entry

### Warranty
- 10-year limited parts warratny
- Lifetime limited heat excahanger warranty

* On-line registration required whithin 60 days of installation. Warranty terms will be impacted if registration not completed on time. See warranty certificate for complete details.

| Model No. | 1st Stage (Btuh) Input | 1st Stage (Btuh) Output | 2nd Stage (Btuh) Input | 2nd Stage (Btuh) Output | Nom. Clg. Cap.(Tons) | Gas Inlet (In.) | Min. Time Delay Breaker or Fuse | Nom. FLA | Supply W x D | Return W x D | Wt. Lbs. |
|---|---|---|---|---|---|---|---|---|---|---|---|
| A95DF2E045B12S | 29,000 | 28,000 | 44,000 | 43,000 | 3 | 1/2 | 15 | – | 16 x 20-1/8 | 16-3/8 x 19-1/2 | 131 |
| A95DF2E070B12S | 43,000 | 42,000 | 66,000 | 64,000 | 4 | 1/2 | 15 | – | 16 x 20-1/8 | 16-3/8 x 19-1/2 | 138 |
| A95DF2E090C16S | 57,000 | 56,000 | 88,000 | 85,000 | 5 | 1/2 | 20 | 10.9 | 19-7/8 x 20-1/8 | 19-7/8 x 19-1/2 | 166 |
| A95DF2E110C20S | 72,000 | 70,000 | 110,000 | 106,000 | 5 | 1/2 | 20 | 10.9 | 19-7/8 x 20-1/8 | 19-7/8 x 19-1/2 | 176 |

### Downflow Furnaces

**Pricing Available on Request**

| Dimensions H x W x D | STD PKG | U/M | BERCOR NUMBER | DESCRIPTION |
|---|---|---|---|---|
| 33 x 17-1/2 x 28-1/2 | 1 | EA | 84896 | A95DF2E045B12S 2 STG 95% 45K 3T W/X13 FURNACE DOWNFLOW |
| 33 x 17-1/2 x 28-1/2 | 1 | EA | 84897 | A95DF2E070B16S 2 STG 95% 70K 4T W/X13 FURNACE DOWNFLOW |
| 33 x 21 x 28-1/2 | 1 | EA | 84898 | A95DF2E090C16S 2 STG 95% 90K 4T W/X13 FURNACE DOWNFLOW |
| 33 x 21 x 28-1/2 | 1 | EA | 84899 | A95DF2E110C20S 2 STG 95% 110K 5T W/X13 FURNACE DOWNFLOW |

### Accessories

| STD PKG | U/M | BERCOR NUMBER | DESCRIPTION |
|---|---|---|---|
| 1 | EA | 85410 | 11K48 LP KIT F/80 THRU 95 2 STG VAR |
| 1 | EA | 84341 | 51W11 2" AND 3" FLUSH MOUNT TERMINATION KIT |
| 1 | EA | 84338 | 68W62 17.5" RETURN AIR BASE |
| 1 | EA | 84339 | 68W63 21" RETURN AIR BASE |
| 1 | EA | 84340 | 68W64 24.5" RETURN AIR BASE |
| 1 | EA | 84342 | 71M80 2" W/ 1-1/2"ACCELARATOR CONCENTRIC VENT KIT |
| 6 | EA | 84445 | HVENT-2 2IN HORIZ TERM KIT |
| 6 | EA | 84446 | HVENT-3 3IN HORIZ TERM KIT |

# A95UH1E Gas Furnaces

## Upflow/Horizontal, Single-Stage, Constant Torque Motor



### Heat Exchanger Design
- Stainless steel primary heat exchanger with crimped non-welded construction
- AL 29-4C stainless steel secondary heat exchanger

### Burner
- Aluminized steel inshot burners for smooth ignition

### Cabinet Design
- Standardized widths for easy coil fit

### Air Delivery System
- Multi-speed high efficiency (constant torque) blower motor
- Easily removable slide out blower design
- Enhanced cooling SEER ratings when applied with properly matched cooling equipment.

### Controls
- Durable silicon nitride ignitor
- Self diagnostics saves last 10 fault codes regardless of power interruption
- Control features electronic air cleaner and humidifier terminals

### Venting
- Design certified for direct (2-pipe) and non direct (1-pipe) applications
- Easily vented with PVC pipe

### Installation Features
- Left or right utility connection
- Design certified for direct and non-direct vent applications
- Zero step horizontal conversion
- Removable floor base for bottom return air

### Warranties*
- 10 year limited parts warranty
- Lifetime limited heat exchanger warranty

* On-line registration required within 60 days of installation. Warranty terms will be impacted if registration not completed on time. See warranty certificate for complete details.

| Model No. | Heating Capacity Input | Heating Capacity Output | Nom. Cooling Capacity | CFM Range | Supply W x D | Return W x D | Dimensions H x W x D (In.) | Weight (Lbs.) |
|---|---|---|---|---|---|---|---|---|
| A95UH1E045B12S | 44,000 | 42,000 | 1-1/2–3 | 635-1215 | 16-3/8 x 19-1/2 | 23 x14 | 33 x 17-1/2 x 28-1/2 | 129 |
| A95UH1E070B12S | 66,000 | 64,000 | 1-1/2–3 | 670-1215 | 16-3/8 x 19-1/2 | 23 x14 | 33 x 17-1/2 x 28-1/2 | 136 |
| A95UH1E090C16S | 88,000 | 85,000 | 2-1/2–4 | 895-1560 | 19-7/8 x 19-1/2 | 23 x14 | 33 x 21 x 28-1/2 | 160 |
| A95UH1E110C20S | 110,000 | 106,000 | 3–5 | 1215-2030 | 19-7/8 x 19-1/2 | 23 x14 | 33 x 21 x 28-1/2 | 170 |
| A95UH1E135D20S | 132,000 | 126,000 | 3-1/2–5 | 1395-2225 | 23-3/8 x 19-1/2 | 23 x14 | 33 x 24-1/2 x 28-1/2 | 187 |

### Furnaces

**Prices Available on Request**

| STD PKG | U/M | BERCOR NUMBER | DESCRIPTION |
|---|---|---|---|
| 1 | EA | 84372 | A95UH1E045B12S 95% 45K 3T W/X13 MOTOR FURNACE UPFLOW/HORIZONTAL |
| 1 | EA | 84373 | A95UH1E070B12S 95% 70K 3T W/X13 MOTOR FURNACE UPFLOW/HORIZONTAL |
| 1 | EA | 84374 | A95UH1E090C16S 95% 90K 4T W/X13 MOTOR FURNACE UPFLOW/HORIZONTAL |
| 1 | EA | 84375 | A95UH1E110C20S 95% 110K 5T W/X13 MOTOR FURNACE UPFLOW/HORIZ 85W51 |
| 1 | EA | 84376 | A95UH1E135D20S 95% 135K 5T W/X13 MOTOR FURNACE UPFLOW/HORIZONTAL |

### Accessories

| | | | |
|---|---|---|---|
| 1 | EA | 11340 | 270 14 1/2X25X14 FURNACE BASE W/DOOR |
| 1 | EA | 11341 | 270 17 1/2X25X14 FURNACE BASE W/DOOR |
| 1 | EA | 11342 | 270 21X25X14 FURNACE BASE W/DOOR |
| 1 | EA | 11343 | 270 24 1/2X25X14 FURNACE BASE W/DOOR |
| 1 | EA | 85411 | 11K50 LP KIT F/80 THRU 95 SINGLE STG |
| 1 | EA | 84341 | 51W11 2" AND 3" FLUSH MOUNT TERMINATION KIT |
| 1 | EA | 84338 | 68W62 17.5" RETURN AIR BASE |
| 1 | EA | 84339 | 68W63 21" RETURN AIR BASE |
| 1 | EA | 84340 | 68W64 24.5" RETURN AIR BASE |
| 1 | EA | 84342 | 71M80 2" W/ 1-1/2"ACCELARATOR CONCENTRIC VENT KIT |
| 4 | EA | 84343 | CVENT-2 2" CONCENTRIC VENT KIT 69M29 |
| 4 | EA | 84344 | CVENT-3 3" CONCENTRIC VENT KIT 60L46 |
| 6 | EA | 84445 | HVENT-2 2IN HORIZ TERM KIT |
| 6 | EA | 84446 | HVENT-3 3IN HORIZ TERM KIT |

# A95DF1E Gas Furnaces

## Downflow, Single-Stage, Constant Torque Motor



### Heat Exchanger Design
- Stainless steel primary heat exchanger with crimped non-welded construction
- AL 29-4C stainless steel secondary heat exchanger

### Burner
- Aluminized steel inshot burners for smooth ignition

### Cabinet Design
- Standardized widths for easy coil fit

### Air Delivery System
- Multi-speed high efficiency (constant torque) blower motor
- Easily removable slide out blower design
- Enhanced cooling SEER ratings when applied with properly matched cooling equipment.

### Controls
- Durable silicon nitride ignitor
- Self diagnostics saves last 10 fault codes regardless of power interruption
- Control features electronic air cleaner and humidifier terminals

### Venting
- Design certified for direct (2-pipe) and non direct (1-pipe) applications
- Easily vented with PVC pipe

### Installation Features
- Left or right utility connection
- Design certified for direct and non-direct vent applications
- Zero step horizontal conversion
- Removable floor base for bottom return air

### Warranties*
- 10 year limited parts warranty
- Lifetime limited heat exchanger warranty

* On-line registration required within 60 days of installation. Warranty terms will be impacted if registration not completed on time. See warranty certificate for complete details.

| Model No. | Heating Capacity Input | Heating Capacity Output | Nom. Cooling Capacity | CFM Range | Supply W x D | Return W x D | Dimensions H x W x D (In.) | Weight (Lbs.) |
|---|---|---|---|---|---|---|---|---|
| A95DF1E045B12S | 44,000 | 42,000 | 1-1/2–3 | 650-1230 | 16 x 20-1/8 | 16-3/8 x 19-1/2 | 33 x 17-1/2 x 28-1/2 | 131 |
| A95DF1E070B16S | 66,000 | 64,000 | 2-1/2–4 | 690-1585 | 16 x 20-1/8 | 16-3/8 x 19-1/2 | 33 x 17-1/2 x 28-1/2 | 146 |
| A95DF1E090C16S | 88,000 | 85,000 | 2-1/2–4 | 925-1570 | 19-1/2 x 20-1/8 | 19-7/8 x 19-1/2 | 33 x 21 x 28-1/2 | 162 |
| A95DF1E110C20S | 110,000 | 106,000 | 3–5 | 1190-2060 | 19-1/2 x 20-1/8 | 19-7/8 x 19-1/2 | 33 x 21 x 28-1/2 | 174 |

### Furnaces

**Prices Available on Request**

| STD PKG | U/M | BERCOR NUMBER | DESCRIPTION |
|---|---|---|---|
| 1 | EA | 84377 | A95DF1E045B12S 95% 45K 3T W/X13 MOTOR FURNACE DOWNFLOW |
| 1 | EA | 84378 | A95DF1E070B16S 95% 70K 4T W/X13 MOTOR FURNACE DOWNFLOW |
| 1 | EA | 84379 | A95DF1E090C16S 95% 90K 4T W/X13 MOTOR FURNACE DOWNFLOW |
| 1 | EA | 84380 | A95DF1E110C20S 95% 110K 5T W/X13 MOTOR FURNACE DOWNFLOW |

### Accessories

| | | | |
|---|---|---|---|
| 1 | EA | 11340 | 270 14 1/2X25X14 FURNACE BASE W/DOOR |
| 1 | EA | 11341 | 270 17 1/2X25X14 FURNACE BASE W/DOOR |
| 1 | EA | 11342 | 270 21X25X14 FURNACE BASE W/DOOR |
| 1 | EA | 11343 | 270 24 1/2X25X14 FURNACE BASE W/DOOR |
| 1 | EA | 85411 | 11K50 LP KIT F/80 THRU 95 SINGLE STG |
| 1 | EA | 84341 | 51W11 2" AND 3" FLUSH MOUNT TERMINATION KIT |
| 1 | EA | 84338 | 68W62 17.5" RETURN AIR BASE |
| 1 | EA | 84339 | 68W63 21" RETURN AIR BASE |
| 1 | EA | 84340 | 68W64 24.5" RETURN AIR BASE |
| 1 | EA | 84342 | 71M80 2" W/ 1-1/2"ACCELARATOR CONCENTRIC VENT KIT |
| 4 | EA | 84343 | CVENT-2 2" CONCENTRIC VENT KIT 69M29 |
| 4 | EA | 84344 | CVENT-3 3" CONCENTRIC VENT KIT 60L46 |
| 6 | EA | 84445 | HVENT-2 2IN HORIZ TERM KIT |
| 6 | EA | 84446 | HVENT-3 3IN HORIZ TERM KIT |

# A95UH1S Gas Furnaces

## Upflow/Horizontal, Single-Stage



### A951S Features

- 1-stage heating operation
- Standard PSC blower motor
- Stainless steel primary heat exchanger with crimped no weld construction
- AL 29-4C stainless steel secondary heat exchanger

### Standard Features

- Standardized widths for easy coil fit
- Prepainted steel cabinet
- Basiloid packaging
- Crimped no-weld clam shell heat exchanger construction
- Aluminized inshot burners for quiet operation
- External condensate trap with clean out port for maximum installation flexibility
- Removable floor base for bottom return air
- Slide out blower assembly
- Easy access to flame sensor and igniter with forward facing fasteners
- Hot surface igniter for reliable operation
- LED fault code readouts

### Warranties*

- 10-year limited parts warranty
- Lifetime limited heat exchanger warranty

* On-line registration required within 60 days of installation. Warranty terms will be impacted if registration not completed on time. See warranty certificate for complete details.

| Model No. | Heating Capacity Input | Heating Capacity Output | Add On Cooling | CFM Range | Dimensions H x W x D (In.) | Return W x D | Supply W x D | Weight (Lbs.) |
|---|---|---|---|---|---|---|---|---|
| A95UH1D045B08S | 44,000 | 42,000 | 1.5-2.5 | 550-1000 | 33-1/8 x 17-1/2 x 28-1/2 | 16-3/8 x 19-1/2 | 23 x 14 | 120 |
| A95UH1D070B12S | 66,000 | 62,500 | 2.5-3.5 | 900-1400 | 33-1/8 x 17-1/2 x 28-1/2 | 16-3/8 x 19-1/2 | 23 x 14 | 130 |
| A95UH1D090C12S | 88,000 | 83,500 | 2.0-3.5 | 800-1400 | 33-1/8 x 21 x 28-1/2 | 16-3/8 x 19-1/2 | 23 x 14 | 140 |
| A95UH1D090C16S | 88,000 | 83,500 | 3.0-4.0 | 1200-1600 | 33-1/8 x 21 x 28-1/2 | 19-7/8 x 19-1/2 | 23 x 14 | 143 |
| A95UH1D110C16S | 110,000 | 104,500 | 3.0-4.0 | 1200-1600 | 33-1/8 x 21 x 28-1/2 | 19-7/8 x 19-1/2 | 23 x 14 | 168 |
| A95UH1D110C20S | 110,000 | 104,500 | 4.0-5.0 | 1600-2000 | 33-1/8 x 21 x 28-1/2 | 19-7/8 x 19-1/2 | 23 x 14 | 171 |
| A95UH1D135D20S | 132,000 | 125,500 | 4.0-5.0 | 1600-2000 | 33-1/8 x 24-1/2 x 28-1/2 | 23-3/8 x 19-1/2 | 23 x 14 | 181 |

### Furnaces

**Prices Available on Request**

| STD PKG | U/M | BERCOR NUMBER | DESCRIPTION |
|---|---|---|---|
| 1 | EA | 84381 | A95UH1D045B08S 95% 1STG 45K 2T FURNACE UP/HORIZ STAINLESS |
| 1 | EA | 84382 | A95UH1D070B12S 95% 1STG 70K 3T FURNACE UP/HORIZ STAINLESS |
| 1 | EA | 84383 | A95UH1D090C12S 95% 1STG 90K 3T FURNACE UP/HORIZ STAINLESS |
| 1 | EA | 84384 | A95UH1D090C16S 95% 1STG 90K 4T FURNACE UP/HORIZ STAINLESS |
| 1 | EA | 84385 | A95UH1D110C16S 95% 1STG 110K 4T FURNACE UP/HORIZ STAINLESS |
| 1 | EA | 84386 | A95UH1D110C20S 95% 1STG 110K 5T FURNACE UP/HORIZ STAINLESS |
| 1 | EA | 84387 | A95UH1D135D20S 95% 1STG 135K 5T FURNACE UP/HORIZ STAINLESS |

### Accessories

| | | | |
|---|---|---|---|
| 1 | EA | 11340 | 270 14 1/2X25X14 FURNACE BASE W/DOOR |
| 1 | EA | 11341 | 270 17 1/2X25X14 FURNACE BASE W/DOOR |
| 1 | EA | 11342 | 270 21X25X14 FURNACE BASE W/DOOR |
| 1 | EA | 11343 | 270 24 1/2X25X14 FURNACE BASE W/DOOR |
| 1 | EA | 85411 | 11K50 LP KIT F/80 THRU 95 SINGLE STG |
| 1 | EA | 84341 | 51W11 2" AND 3" FLUSH MOUNT TERMINATION KIT |
| 1 | EA | 84337 | 68W61 14.5" RETURN AIR BASE |
| 1 | EA | 84338 | 68W62 17.5" RETURN AIR BASE |
| 1 | EA | 84339 | 68W63 21" RETURN AIR BASE |
| 1 | EA | 84340 | 68W64 24.5" RETURN AIR BASE |
| 1 | EA | 63861 | 68W80 SINGLE STAGE NIGHT SERVICE KIT |
| 1 | EA | 84342 | 71M80 2" W/ 1-1/2"ACCELARATOR CONCENTRIC VENT KIT |
| 4 | EA | 84343 | CVENT-2 2" CONCENTRIC VENT KIT 69M29 |
| 4 | EA | 84344 | CVENT-3 3" CONCENTRIC VENT KIT 60L46 |
| 6 | EA | 84445 | HVENT-2 2IN HORIZ TERM KIT |
| 6 | EA | 84446 | HVENT-3 3IN HORIZ TERM KIT |

# A95DF1S Gas Furnaces

## Downflow, Single-Stage



### A951S Features

- 1-stage heating operation
- Standard PSC blower motor
- Stainless steel primary heat exchanger with crimped no weld construction
- AL 29-4C stainless steel secondary heat exchanger

### • Standard Features

- Standardized widths for easy coil fit
- Prepainted steel cabinet
- Basiloid packaging
- Crimped no-weld clam shell heat exchanger construction
- Aluminized inshot burners for quiet operation
- External condensate trap with clean out port for maximum installation flexibility
- Removable floor base for bottom return air
- Slide out blower assembly
- Easy access to flame sensor and igniter with forward facing fasteners
- Hot surface igniter for reliable operation
- LED fault code readouts

### Warranties*

- 10-year limited parts warranty
- Lifetime limited heat exchanger warranty

* On-line registration required within 60 days of installation. Warranty terms will be impacted if registration not completed on time. See warranty certificate for complete details.

| Model No. | Heating Capacity | | Add On Cooling | CFM Range | Supply W x D | Return W x D | Dimensions H x W x D (In.) | Weight (Lbs.) |
|---|---|---|---|---|---|---|---|---|
| | Input | Output | | | | | | |
| A95DF1D045B12S | 44,000 | 42,000 | 2.0-3.0 | 850-1300 | 16 x 20-1/8 | 16-3/8 x 19-1/2 | 33-1/8 x 17-1/2 x 28-1/2 | 123 |
| A95DF1D070B16S | 66,000 | 62,500 | 2.0-3.0 | 800-1250 | 16 x 20-1/8 | 16-3/8 x 19-1/2 | 33-1/8 x 17-1/2 x 28-1/2 | 131 |
| A95DF1D090C20S | 88,000 | 83,500 | 4.0-5.0 | 1600-2000 | 19-1/2 x 20-1/8 | 19-7/8 x 19-1/2 | 33-1/8 x 21 x 28-1/2 | 144 |
| A95UH1D110C20S | 110,000 | 104,500 | 4.0-5.0 | 1600-2000 | 19-1/2 x 20-1/8 | 19-7/8 x 19-1/2 | 33-1/8 x 21 x 28-1/2 | 172 |

### Furnaces

**Prices Available on Request**

| STD PKG | U/M | BERCOR NUMBER | DESCRIPTION |
|---|---|---|---|
| 1 | EA | 84388 | A95DF1D045B12S 95% 1 STAGE 45K 3T FURNACE DOWNFLOW STAINLESS |
| 1 | EA | 84389 | A95DF1D070B12S 95% 1 STAGE 70K 3T FURNACE DOWNFLOW STAINLESS |
| 1 | EA | 84390 | A95DF1D090C20S 95% 1 STAGE 90K 5T FURNACE DOWNFLOW STAINLESS |
| 1 | EA | 84391 | A95DF1D110C20S 95% 1 STAGE 110K 5T FURNACE DOWNFLOW STAINLESS |

### Accessories

| | | | |
|---|---|---|---|
| 1 | EA | 11340 | 270 14 1/2X25X14 FURNACE BASE W/DOOR |
| 1 | EA | 11341 | 270 17 1/2X25X14 FURNACE BASE W/DOOR |
| 1 | EA | 11342 | 270 21X25X14 FURNACE BASE W/DOOR |
| 1 | EA | 11343 | 270 24 1/2X25X14 FURNACE BASE W/DOOR |
| 1 | EA | 85411 | 11K50 LP KIT F/80 THRU 95 SINGLE STG |
| 1 | EA | 84341 | 51W11 2" AND 3" FLUSH MOUNT TERMINATION KIT |
| 1 | EA | 63861 | 68W80 SINGLE STAGE NIGHT SERVICE KIT |
| 1 | EA | 84342 | 71M80 2" W/ 1-1/2"ACCELARATOR CONCENTRIC VENT KIT |
| 4 | EA | 84343 | CVENT-2 2" CONCENTRIC VENT KIT 69M29 |
| 4 | EA | 84344 | CVENT-3 3" CONCENTRIC VENT KIT 60L46 |
| 6 | EA | 84445 | HVENT-2 2IN HORIZ TERM KIT |
| 6 | EA | 84446 | HVENT-3 3IN HORIZ TERM KIT |
| | | | |
| | | | |
| | | | |
| | | | |
| | | | |
| | | | |
| | | | |
| | | | |
| | | | |
| | | | |
| | | | |

# A93UH1A Gas Furnaces

## Upflow/Horizontal, Single-Stage



### A931A Features

- 1-Stage heating operation
- Standard PSC blower motor
- Aluminized primary heat exchanger
- Stainless steel secondary heat exchanger

### Standard Features

- Standardized widths for easy coil fit
- Prepainted steel cabinet
- Basiloid packaging
- Crimped no-weld clam shell heat exchanger construction
- Aluminized inshot burners for quiet operation
- External condensate trap with clean out port for maximum installation flexibility
- Removable floor base for bottom return air
- Slide out blower assembly
- Easy access to flame sensor and igniter with forward facing fasteners
- Hot surface igniter for reliable operation
- LED fault code readouts

### Warranties*

- 10-year limited parts warranty
- Lifetime limited heat exchanger warranty

* On-line registration required within 60 days of installation. Warranty terms will be impacted if registration not completed on time. See warranty certificate for complete details.

| Model No. | Heating Capacity Input | Heating Capacity Output | Add On Cooling | CFM Range | Supply W x D | Return W x D | Dimensions H x W x D (In.) | Weight (Lbs.) |
|---|---|---|---|---|---|---|---|---|
| A93UH1D045B08A | 44,000 | 41,000 | 1.5-2.5 | 550-1000 | 16-3/8 x 19-1/2 | 23 x 14 | 33-1/8 x 17-1/2 x 28-1/2 | 120 |
| A93UH1D070B08A | 66,000 | 61,000 | 1.5-2.5 | 550-1000 | 16-3/8 x 19-1/2 | 23 x 14 | 33-1/8 x 17-1/2 x 28-1/2 | 126 |
| A93UH1D070B12A | 66,000 | 61,000 | 2.5-3.5 | 900-1400 | 16-3/8 x 19-1/2 | 23 x 14 | 33-1/8 x 17-1/2 x 28-1/2 | 128 |
| A93UH1D090C12A | 88,000 | 82,000 | 2.0-3.5 | 800-1400 | 16-3/8 x 19-1/2 | 23 x 14 | 33-1/8 x 21 x 28-1/2 | 138 |
| A93UH1D090C16A | 88,000 | 82,000 | 3.0-4.0 | 1200-1700 | 19-7/8 x 19-1/2 | 23 x 14 | 33-1/8 x 21 x 28-1/2 | 141 |
| A93UH1D110C16A | 110,000 | 102,000 | 3.0-4.0 | 1200-1700 | 19-7/8 x 19-1/2 | 23 x 14 | 33-1/8 x 21 x 28-1/2 | 166 |
| A93UH1D110C20A | 110,000 | 102,000 | 4.0-5.0 | 1550-2100 | 19-7/8 x 19-1/2 | 23 x 14 | 33-1/8 x 21 x 28-1/2 | 169 |
| A93UH1D135D20A | 132,000 | 123,000 | 4.0-5.0 | 1550-2200 | 23-3/8 x 19-1/2 | 23 x 14 | 33-1/2 x 24-1/2 x 28-1/2 | 178 |

### Furnaces

**Prices Available on Request**

| STD PKG | U/M | BERCOR NUMBER | DESCRIPTION |
|---|---|---|---|
| 1 | EA | 84295 | A93UH1D045B08A 93% 1 STAGE 45K 2T FURNACE UPFLOW/HORIZONTAL |
| 1 | EA | 84296 | A93UH1D070B08A 93% 1 STAGE 70K 2T FURNACE UPFLOW/HORIZONTAL |
| 1 | EA | 84297 | A93UH1D070B12A 93% 1 STAGE 70K 3T FURNACE UPFLOW/HORIZONTAL |
| 1 | EA | 84298 | A93UH1D090C12A 93% 1 STAGE 90K 3T FURNACE UPFLOW/HORIZONTAL |
| 1 | EA | 84299 | A93UH1D090C16A 93% 1 STAGE 90K 4T FURNACE UPFLOW/HORIZONTAL |
| 1 | EA | 84300 | A93UH1D110C16A 93% 1 STAGE 110K 4T FURNACE UPFLOW/HORIZONTAL |
| 1 | EA | 84301 | A93UH1D110C20A 93% 1 STAGE 110K 5T FURNACE UPFLOW/HORIZONTAL |
| 1 | EA | 84302 | A93UH1D135D20A 93% 1 STAGE 135K 5T FURNACE UPFLOW/HORIZONTAL |

### Accessories

| | | | |
|---|---|---|---|
| 1 | EA | 11340 | 270 14 1/2X25X14 FURNACE BASE W/DOOR |
| 1 | EA | 11341 | 270 17 1/2X25X14 FURNACE BASE W/DOOR |
| 1 | EA | 11342 | 270 21X25X14 FURNACE BASE W/DOOR |
| 1 | EA | 11343 | 270 24 1/2X25X14 FURNACE BASE W/DOOR |
| 1 | EA | 85411 | 11K50 LP KIT F/80 THRU 95 SINGLE STG |
| 1 | EA | 84341 | 51W11 2" AND 3" FLUSH MOUNT TERMINATION KIT |
| 1 | EA | 84337 | 68W61 14.5" RETURN AIR BASE |
| 1 | EA | 84338 | 68W62 17.5" RETURN AIR BASE |
| 1 | EA | 84339 | 68W63 21" RETURN AIR BASE |
| 1 | EA | 84340 | 68W64 24.5" RETURN AIR BASE |
| 1 | EA | 63861 | 68W80 SINGLE STAGE NIGHT SERVICE KIT |
| 1 | EA | 84342 | 71M80 2" W/ 1-1/2"ACCELARATOR CONCENTRIC VENT KIT |
| 4 | EA | 84343 | CVENT-2 2" CONCENTRIC VENT KIT 69M29 |
| 4 | EA | 84344 | CVENT-3 3" CONCENTRIC VENT KIT 60L46 |
| 6 | EA | 84445 | HVENT-2 2IN HORIZ TERM KIT |
| 6 | EA | 84446 | HVENT-3 3IN HORIZ TERM KIT |

# A93DF1A Gas Furnaces

## Downflow, Single-Stage



### A931A Features

- 1-Stage heating operation
- Standard PSC blower motor
- Aluminized primary heat exchanger
- Stainless steel secondary heat exchanger

### Standard Features

- Standardized widths for easy coil fit
- Prepainted steel cabinet
- Basiloid packaging
- Crimped no-weld clam shell heat exchanger construction
- Aluminized inshot burners for quiet operation
- External condensate trap with clean out port for maximum installation flexibility
- Removable floor base for bottom return air
- Slide out blower assembly
- Easy access to flame sensor and igniter with forward facing fasteners
- Hot surface igniter for reliable operation
- LED fault code readouts

### Warranties*

- 10-year limited parts warranty
- Lifetime limited heat exchanger warranty

* On-line registration required within 60 days of installation. Warranty terms will be impacted if registration not completed on time. See warranty certificate for complete details.

| Model No. | Heating Capacity Input | Heating Capacity Output | Add On Cooling | CFM Range | Supply W x D | Return W x D | Dimensions H x W x D (In.) | Weight (Lbs.) |
|---|---|---|---|---|---|---|---|---|
| A93DF1D045B12A | 44,000 | 41,000 | 2.0-3.0 | 850-1300 | 16 x 20-1/8 | 16-3/8 x 19-1/2 | 33-1/8 x 17-1/2 x 28-1/2 | 123 |
| A93DF1D070B12A | 66,000 | 61,000 | 2.0-3.0 | 800-1250 | 16 x 20-1/8 | 16-3/8 x 19-1/2 | 33-1/8 x 17-1/2 x 28-1/2 | 129 |
| A93DF1D090C16A | 88,000 | 82,000 | 3.0-4.0 | 1200-1600 | 19-1/2 x 20-1/8 | 19-7/8 x 19-1/2 | 33-1/8 x 21 x 28-1/2 | 142 |
| A93DF1D110C20A | 110,000 | 102,000 | 4.0-5.0 | 1550-2000 | 19-1/2 x 20-1/8 | 19-7/8 x 19-1/2 | 33-1/8 x 21 x 28-1/2 | 170 |
| A93UH1D135D20A | 132,000 | 123,000 | 4.0-5.0 | 1550-2200 | 23-3/8 x 19-1/2 | 23 x 14 | 33-1/2 x 24-1/2 x 28-1/2 | 178 |

### Furnaces

**Prices Available on Request**

| STD PKG | U/M | BERCOR NUMBER | DESCRIPTION |
|---|---|---|---|
| 1 | EA | 84303 | A93DF1D045B12A 93% 1 STAGE 45K 3T FURNACE DOWNFLOW |
| 1 | EA | 84304 | A93DF1D070B12A 93% 1 STAGE 70K 3T FURNACE DOWNFLOW |
| 1 | EA | 84305 | A93DF1D090C16A 93% 1 STAGE 90K 4T FURNACE DOWNFLOW |
| 1 | EA | 84306 | A93DF1D110C20A 93% 1 STAGE 110K 5T FURNACE DOWNFLOW |

### Accessories

| | | | |
|---|---|---|---|
| 1 | EA | 84342 | 71M80 2" W/ 1-1/2"ACCELARATOR CONCENTRIC VENT KIT |
| 4 | EA | 84343 | CVENT-2 2" CONCENTRIC VENT KIT 69M29 |
| 4 | EA | 84344 | CVENT-3 3" CONCENTRIC VENT KIT 60L46 |
| 1 | EA | 84342 | 71M80 1-1/2" CONCENTRIC VENT KIT |
| 1 | EA | 85411 | 11K50 LP KIT F/80 THRU 95 SINGLE STG |
| 1 | EA | 63861 | 68W80 SINGLE STAGE NIGHT SERVICE KIT |
| 1 | EA | 11340 | 270 14 1/2X25X14 FURNACE BASE W/DOOR |
| 1 | EA | 11341 | 270 17 1/2X25X14 FURNACE BASE W/DOOR |
| 1 | EA | 11342 | 270 21X25X14 FURNACE BASE W/DOOR |
| 1 | EA | 11343 | 270 24 1/2X25X14 FURNACE BASE W/DOOR |

# A80US2V Gas Furnaces

## Upflow/Horizontal, Two-Stage, Variable Speed



### Features

- 2-stage gas control
- ECM variable speed blower motor
- Communicating control enabled
- Burner enclosure for quiet operation
- Left and right utility connections
- Rotable draft inducer for venting flexibility
- Standardized widths for easy coil fit
- Aluminized crimped no-weld clam shell heat exchanger
- Removable floor base for bottom return air
- Easily removable slide-out blower design
- Self-diagnostics saves last 5 fault codes regardless of power interruption
- Zero-step horizontal conversion
- LED fault code readouts

### Warranties*

- 10-year limited parts warranty
- Lifetime limited heat exchanger warranty

* On-line registration required within 60 days of installation. Warranty terms will be impacted if registration not completed on time. See warranty certificate for complete details.

| Model No. | Heating Capacity Input | Heating Capacity Output* | Nominal Clg. Cap (Tons) | CFM Range | Supply W x D | Return W x D | Dimensions H x W x D (In.) | Weight (Lbs.) |
|---|---|---|---|---|---|---|---|---|
| A80US2V070A12 | 66,000 | 52,000 | 3 | 612–1348 | 13-3/8 x 19-1/2 | 23 x 14 | 33 x 14-1/2 x 28-3/8 | 128 |
| A80US2V090B12 | 88,000 | 70,000 | 3 | 455–1320 | 16-3/8 x 19-1/2 | 23 x 14 | 33 x 17-1/2 x 28-3/8 | 143 |
| A80US2V090B16 | 88,000 | 70,000 | 4 | 608–1760 | 16-3/8 x 19-1/2 | 23 x 14 | 33 x 17-1/2 x 28-3/8 | 154 |
| A80US2V090C20 | 88,000 | 70,000 | 5 | 734–1931 | 19-7/8 x 19-1/2 | 23 x 14 | 33 x 21 x 28-3/8 | 173 |
| A80US2V110C20 | 110,000 | 87,000 | 5 | 945–2024 | 19-7/8 x 19-1/2 | 23 x 14 | 33 x 21 x 28-3/8 | 181 |
| A80US2V135D20 | 132,000 | 105,000 | 5 | 869–2024 | 23-3/8 x 19-1/2 | 23 x 14 | 33 x 24-1/2 x 28-3/8 | 199 |

* Outputs shown are High Fire at 100% rate; Low Fire is 67% of shown output.

### Furnaces

**Prices Available on Request**

| STD PKG | U/M | BERCOR NUMBER | DESCRIPTION |
|---|---|---|---|
| 1 | EA | 86491 | A80US2V070A12 80% 2 STAGE VAR 70K 3T COMM FURNACE UPFLOW/HORIZ |
| 1 | EA | 86492 | A80US2V090B12 80% 2 STAGE VAR 90K 3T COMM FURNACE UPFLOW/HORIZ |
| 1 | EA | 86493 | A80US2V090B16 80% 2 STAGE VAR 90K 4T COMM FURNACE UPFLOW/HORIZ |
| 1 | EA | 86494 | A80US2V090C20 80% 2 STAGE VAR 90K 5T COMM FURNACE UPFLOW/HORIZ |
| 1 | EA | 86495 | A80US2V110C20 80% 2 STAGE VAR 110K 5T COMM FURNACE UPFLOW/HORIZ |
| 1 | EA | 86496 | A80US2V135D20 80% 2 STAGE VAR 135K 5T COMM FURNACE UPFLOW/HORIZ |

### Accessories

| | | | |
|---|---|---|---|
| 1 | EA | 84259 | 77W08 LP KIT F/ 80% 2 STAGE FURNACE |
| 1 | EA | 84337 | 68W61 14.5" RETURN AIR BASE |
| 1 | EA | 84338 | 68W62 17.5" RETURN AIR BASE |
| 1 | EA | 84339 | 68W63 21" RETURN AIR BASE |
| 1 | EA | 84340 | 68W64 24.5" RETURN AIR BASE |
| 1 | EA | 11340 | 270 14 1/2X25X14 FURNACE BASE W/DOOR |
| 1 | EA | 11341 | 270 17 1/2X25X14 FURNACE BASE W/DOOR |
| 1 | EA | 11342 | 270 21X25X14 FURNACE BASE W/DOOR |
| 1 | EA | 11343 | 270 24 1/2X25X14 FURNACE BASE W/DOOR |
| 1 | EA | 84623 | COMFORTSYNC WI-FI COMMUNICATING THERMOSTAT |
| 1 | EA | 84643 | 1.851399 COMFORTSYNC ZONING PANEL |
| 1 | EA | 84644 | 1.851400 COMFORTSYNC ZONING SENSOR |

# A80DS2V Gas Furnaces

## Downflow, Two-Stage, Variable Speed



### Features

- 2-stage gas control
- ECM variable speed blower motor
- Communicating control enabled
- Burner enclosure for quiet operation
- Left and right utility connections
- Rotable draft inducer for venting flexibility
- Standardized widths for easy coil fit
- Aluminized crimped no-weld clam shell heat exchanger
- Removable floor base for bottom return air
- Easily removable slide-out blower design
- Self-diagnostics saves last 5 fault codes regardless of power interruption
- Zero-step horizontal conversion
- LED fault code readouts

### Warranties*

- 10-year limited parts warranty
- Lifetime limited heat exchanger warranty

* On-line registration required within 60 days of installation. Warranty terms will be impacted if registration not completed on time. See warranty certificate for complete details.

| Model No. | Heating Capacity Input | Heating Capacity Cap (Tons) | Nominal Clg. Cap. (Tons) | CFM Range | Supply W x D | Return W x D | Dimensions H x W x D (In.) | Weight (Lbs.) |
|---|---|---|---|---|---|---|---|---|
| A80DS2V070A12 | 66,000 | 52,800 | 3 | 567–1408 | 13 x 19-1/4 | 13-3/8 x 19-1/2 | 33 x 14-1/2 x 28-3/8 | 130 |
| A80DS2V090B16 | 88,000 | 70,400 | 4 | 630–1760 | 16 x 19-1/4 | 16-3/8 x 19-1/2 | 33 x 17-1/2 x 28-3/8 | 153 |
| A80DS2V110C20 | 110,000 | 88,000 | 5 | 806–1898 | 19-1/2 x 19-1/4 | 19-7/8 x 19-1/2 | 33 x 21 x 28-3/8 | 173 |

### Furnaces

**Prices Available on Request**

| STD PKG | U/M | BERCOR NUMBER | DESCRIPTION |
|---|---|---|---|
| 1 | EA | 86497 | A80DS2V070A12 80% 2 STAGE VAR 70K 3T COMM FURNACE DOWNFLOW |
| 1 | EA | 86498 | A80DS2V090B16 80% 2 STAGE VAR 90K 4T COMM FURNACE DOWNFLOW |
| 1 | EA | 86499 | A80DS2V110C20 80% 2 STAGE VAR 110K 5T COMM FURNACE DOWNFLOW |

### Accessories

| | | | |
|---|---|---|---|
| 1 | EA | 84259 | 77W08 LP KIT F/ 80% 2 STAGE FURNACE |
| 1 | EA | 11340 | 270 14 1/2X25X14 FURNACE BASE W/DOOR |
| 1 | EA | 11341 | 270 17 1/2X25X14 FURNACE BASE W/DOOR |
| 1 | EA | 11342 | 270 21X25X14 FURNACE BASE W/DOOR |
| 1 | EA | 84623 | COMFORTSYNC WI-FI COMMUNICATING THERMOSTAT |
| 1 | EA | 84643 | 1.851399 COMFORTSYNC ZONING PANEL |
| 1 | EA | 84644 | 1.851400 COMFORTSYNC ZONING SENSOR |

# A80UH1D Gas Furnaces

## Upflow/Horizontal, Single-Stage



### Heat Exchanger Design
- Aluminized steel tapered crimped no-weld clam shell heat exchanger design

### Cabinet Design
- Standardized widths for easy coil fit
- Prepainted steel cabinet

### Air Delivery System
- Multi-speed PSC blower motor
- Easily removable slide out blower design

### Controls
- Single-stage gas valve
- Self diagnostics saving last 5 fault codes regardless of power interruption

### Venting
- Rotatable draft inducer for venting flexibility

### Installation Features
- Left or right utility connections
- Removable floor base for bottom return air
- Zero step horizontal conversion

### Warranties*
- 10-year limited parts warranty
- Lifetime limited heat exchanger warranty

* On-line registration required within 60 days of installation. Warranty terms will be impacted if registration not completed on time. See warranty certificate for complete details.

| Model No. | Heating Capacity Input | Heating Capacity Output | Add On Cooling | CFM Range | Supply W x D | Return W x D | Dimensions H x W x D (In.) | Weight (Lbs.) |
|---|---|---|---|---|---|---|---|---|
| A80UH1D045A12 | 44,000 | 35,200 | 1.5-3.0 | 600-1400 | 13-3/8 x 19-1/2 | 23 x 14 | 33 x 14-1/2 x 28-3/8 | 119 |
| A80UH1D070A08 | 66,000 | 52,800 | 1.0-2.0 | 400-800 | 13-3/8 x 19-1/2 | 23 x 14 | 33 x 14-1/2 x 28-3/8 | 120 |
| A80UH1D070A12 | 66,000 | 52,800 | 1.5-3.0 | 600-1400 | 13-3/8 x 19-1/2 | 23 x 14 | 33 x 14-1/2 x 28-3/8 | 123 |
| A80UH1D090B12 | 88,000 | 70,400 | 1.5-3.0 | 600-1400 | 16-3/8 x 19-1/2 | 23 x 14 | 33 x 17-1/2 x 28-3/8 | 135 |
| A80UH1D090B16 | 88,000 | 70,400 | 2.0-4.0 | 800-1600 | 16-3/8 x 19-1/2 | 23 x 14 | 33 x 17-1/2 x 28-3/8 | 146 |
| A80UH1D110C12 | 110,000 | 88,000 | 1.5-3.0 | 600-1400 | 19-3/8 x 19-1/2 | 23 x 14 | 33 x 21 x 28-3/8 | 163 |
| A80UH1D110C16 | 110,000 | 88,000 | 2.0-4.0 | 800-1600 | 19-3/8 x 19-1/2 | 23 x 14 | 33 x 21 x 28-3/8 | 166 |
| A80UH1D110C20 | 110,000 | 88,000 | 3.0-5.0 | 1200-2000 | 19-3/8 x 19-1/2 | 23 x 14 | 33 x 21 x 28-3/8 | 172 |
| A80UH1D135D20 | 132,000 | 105,600 | 3.0-5.0 | 1200-2000 | 23-3/8 x 19-1/2 | 23 x 14 | 33 x 24-1/2 x 28-3/8 | 196 |

### Furnaces

**Prices Available on Request**

| STD PKG | U/M | BERCOR NUMBER | DESCRIPTION |
|---|---|---|---|
| 1 | EA | 84316 | A80UH1D045A12 80% 1 STAGE 45K 3T FURNACE UPFLOW/HORIZONTAL |
| 1 | EA | 84317 | A80UH1D070A08 80% 1 STAGE 70K 2T FURNACE UPFLOW/HORIZONTAL |
| 1 | EA | 84318 | A80UH1D070A12 80% 1 STAGE 70K 3T FURNACE UPFLOW/HORIZONTAL |
| 1 | EA | 84319 | A80UH1D090B12 80% 1 STAGE 90K 3T FURNACE UPFLOW/HORIZONTAL |
| 1 | EA | 84320 | A80UH1D090B16 80% 1 STAGE 90K 4T FURNACE UPFLOW/HORIZONTAL |
| 1 | EA | 84321 | A80UH1D110C12 80% 1 STAGE 110K 3T FURNACE UPFLOW/HORIZONTAL |
| 1 | EA | 84322 | A80UH1D110C16 80% 1 STAGE 110K 4T FURNACE UPFLOW/HORIZONTAL |
| 1 | EA | 84323 | A80UH1D110C20 80% 1 STAGE 110K 5T FURNACE UPFLOW/HORIZONTAL |
| 1 | EA | 84324 | A80UH1D135D20 80% 1 STAGE 135K 5T FURNACE UPFLOW/HORIZONTAL |

### Accessories

| | | | |
|---|---|---|---|
| 1 | EA | 84331 | 72W47 LP KIT F/80% SINGLE STAGE |
| 1 | EA | 63861 | 68W80 SINGLE STAGE NIGHT SERVICE KIT |
| 1 | EA | 84337 | 68W61 14.5" RETURN AIR BASE |
| 1 | EA | 84338 | 68W62 17.5" RETURN AIR BASE |
| 1 | EA | 84339 | 68W63 21" RETURN AIR BASE |
| 1 | EA | 84340 | 68W64 24.5" RETURN AIR BASE |
| 1 | EA | 11340 | 270 14 1/2X25X14 FURNACE BASE W/DOOR |
| 1 | EA | 11341 | 270 17 1/2X25X14 FURNACE BASE W/DOOR |
| 1 | EA | 11342 | 270 21X25X14 FURNACE BASE W/DOOR |
| 1 | EA | 11343 | 270 24 1/2X25X14 FURNACE BASE W/DOOR |

# A80DF1D Gas Furnaces

## Downflow, Single-Stage



### Heat Exchanger Design
- Aluminized steel tapered crimped no-weld clam shell heat exchanger design

### Cabinet Design
- Standardized widths for easy coil fit
- Prepainted steel cabinet

### Air Delivery System
- Multi-speed PSC blower motor
- Easily removable slide out blower design

### Controls
- Single-stage gas valve
- Self diagnostics saving last 5 fault codes regardless of power interruption

### Venting
- Rotatable draft inducer for venting flexibility

### Installation Features
- Left or right utility connections
- Removable floor base for bottom return air
- Zero step horizontal conversion

### Warranties*
- 10-year limited parts warranty
- Lifetime limited heat exchanger warranty

* On-line registration required within 60 days of installation. Warranty terms will be impacted if registration not completed on time. See warranty certificate for complete details.

| Model No. | Heating Capacity Input | Heating Capacity Output | Add On Cooling | CFM Range | Supply W x D | Return W x D | Dimensions H x W x D (In.) | Weight (Lbs.) |
|---|---|---|---|---|---|---|---|---|
| A80DF1D045A12 | 44,000 | 35,200 | 1.5-3.0 | 600-1400 | 13 x 19-1/4 | 13-3/8 x 19-1/2 | 33 x 14-1/2 x 28-3/8 | 121 |
| A80DF1D070A12 | 66,000 | 52,800 | 1.5-3.0 | 600-1400 | 13 x 19-1/4 | 13-3/8 x 19-1/2 | 33 x 14-1/2 x 28-3/8 | 125 |
| A80DF1D090B16 | 88,000 | 70,400 | 2.0-4.0 | 800-1600 | 16 x 19-1/4 | 16-3/8 x 19-1/2 | 33 x 17-1/2 x 28-3/8 | 148 |
| A80DF1D110C20 | 110,000 | 88,000 | 3.0-5.0 | 1200-2000 | 19-1/2 x 19-1/4 | 19-7/8 x 19-1/2 | 33 x 21 x 28-3/8 | 175 |

**Furnaces** **Prices Available on Request**

| STD PKG | U/M | BERCOR NUMBER | DESCRIPTION |
|---|---|---|---|
| 1 | EA | 84325 | A80DF1D045A12 80% 1 STAGE 45K 3T FURNACE DOWNFLOW |
| 1 | EA | 84326 | A80DF1D070A12 80% 1 STAGE 70K 3T FURNACE DOWNFLOW |
| 1 | EA | 84327 | A80DF1D090B16 80% 1 STAGE 90K 4T FURNACE DOWNFLOW |
| 1 | EA | 84328 | A80DF1D110C20 80% 1 STAGE 110K 5T FURNACE DOWNFLOW |

**Accessories**

| | | | |
|---|---|---|---|
| 1 | EA | 84331 | 72W47 LP KIT |
| 1 | EA | 63861 | 68W80 SINGLE STAGE NIGHT SERVICE KIT |
| 1 | EA | 11340 | 270 14 1/2X25X14 FURNACE BASE W/DOOR |
| 1 | EA | 11341 | 270 17 1/2X25X14 FURNACE BASE W/DOOR |
| 1 | EA | 11342 | 270 21X25X14 FURNACE BASE W/DOOR |
| 1 | EA | 11343 | 270 24 1/2X25X14 FURNACE BASE W/DOOR |

# L83 Oil Furnaces

## Single-Stage, Direct Drive



### Heat Exchanger

- Heavy duty 14 gauge steel with a long lasting ceramic fiber combustion chamber.
- Easy access large diameter clean out ports.

### Blower

- Direct drive with slide-out design (upflow only) and quick plug-in wiring.
- Dynamically balanced blower with resilient motor mounts for smooth and quiet operation.

### Burner

- High quality Beckett Flame Retention AFG burner for efficient combustion.
- High efficiency PSC burner motor to provide consistent operation through all operating conditions.

### Specifications

- Flue Diameter: 6 in.
- 120 Volts/60 Hz/1 Ph.
- Max. Time Delay Breaker or Fuse: 15 amp
- Trans.: 40 V A

### Warranties*

- Lifetime limited heat exchanger warranty
- 10 year limited parts warranty

*On-line registration required within 60 days of installation. Warranty terms will be impaced if registration not completed on time. See warranty certificate for complete details.

**Upflow Furnaces**

| Model No. | Nozzle Size | Input (BTUH) | Output (BTUH) | AFUE (ICS) | Nominal Cooling Capacity | Supply W x D (In) | Return W x D (In) | Cabinet Dimensions H x W x D (In) | Ship. Weight (Lbs) |
|---|---|---|---|---|---|---|---|---|---|
| L83UF1D57/72E12 | .50<br>.65 | 67,500<br>85,500 | 57,000<br>72,000 | 84 | 2.0-3.0 | 18 x 19-5/8 | 18 x 22 | 54 x 19-1/2 x 30-5/8 | 230 |
| L83UF1D84/95E16 | .65<br>.75 | 101,000<br>113,500 | 84,000<br>95,000 | 83 | 2.5-4.0 | 18 x 19-5/8 | 18 x 22 | 54 x 19-1/2 x 30-5/8 | 250 |
| L83UF1D112/125F20 | .85<br>1.00 | 135,000<br>151,000 | 113,000<br>126,000 | 83 | 3.0-5.0 | 21 x 22-1/8 | 18 x 22 | 54 x 22-1/2 x 33-1/8 | 270 |

**Counterflow Furnaces**

| Model No. | Nozzle Size | Input (BTUH) | Output (BTUH) | AFUE (ICS) | Nominal Cooling Capacity | Supply W x D (In) | Return W x D (In) | Cabinet Dimensions H x W x D (In) | Ship. Weight (Lbs) |
|---|---|---|---|---|---|---|---|---|---|
| L83HF1D84/95E12 | .65<br>.75 | 101,000<br>113,500 | 85,000<br>95,000 | 83 | 2.0–3.0 | 18-1/4 x 18-1/4 | 18 x 18 | 59 x 20-1/2 x 20-1/2 | 250 |
| L83HF1D112/125F20 | .85<br>1.00 | 135,000<br>150,000 | 113,000<br>126,000 | 84 | 3.0–5.0 | 21-1/4 x 21-1/4 | 21 x 21 | 59 x 23-1/2 x 23-1/2 | 270 |

**Basement Furnaces**

| Model No. | Nozzle Size | Input (BTUH) | Output (BTUH) | AFUE (ICS) | Nominal Cooling Capacity | Supply W x D (In) | Return W x D (In) | Cabinet Dimensions H x W x D (In) | Ship. Weight (Lbs) |
|---|---|---|---|---|---|---|---|---|---|
| L83BF1D57/72E12 | .50<br>.65 | 67,500<br>85,500 | 57,000<br>72,000 | 84 | 2.0–3.0 | 18 x 21 | 18 x 16 | 37 x 19-1/2 x 52 | 220 |
| L83BF1D84/95E16 | .65<br>.75 | 101,000<br>113,500 | 85,000<br>95,.000 | 83 | 2.5–4.0 | 18 x 21 | 18 x 16 | 37 x 19-1/2 x 52 | 225 |
| L83BF1D112/125F20 | .85<br>1.00 | 134,000<br>151,000 | 113,000<br>127,000 | 83 | 3.0–5.0 | 21 x 21 | 21 x 16 | 37 x 22-1/2 x 52 | 270 |

**Upflow Models** **Prices Available on Request**

| STD PKG | U/M | BERCOR NUMBER | DESCRIPTION |
|---|---|---|---|
| 1 | EA | 85880 | L83UF1D57/72E12 GRAY 83% UPLFOW OIL FURNACE |
| 1 | EA | 85881 | L83UF1D84/95E16 GRAY 83% UPLFOW OIL FURNACE |
| 1 | EA | 85882 | L83UF1D112125F20 GRAY 83% UPFLOW OIL FURNACE |

**Horizontal/Counterflow Models**

| | | | |
|---|---|---|---|
| 1 | EA | 85883 | L83HF1D84/95E12 GRAY 83% COUNTERFLOW/HORIZ OIL FURNACE |
| 1 | EA | 85884 | L83HF1D112125F20 GRAY 83% COUNTERFLOW/HORIZ OIL FURNACE |

**Basement Models**

| | | | |
|---|---|---|---|
| 1 | EA | 85885 | L83BF1D57/72E12 GRAY 83% BASEMENT OIL FURNACE |
| 1 | EA | 85886 | L83BF1D84/95E16 GRAY 83% BASEMENT OIL FURNACE |
| 1 | EA | 85887 | L83BF1D112125F20 GRAY 83% BASEMENT OIL FURNACE |

# Draft Hood Kits



### Features

- Used on G1N80 Upflow or Counterflow applications.
  **Model 585:** 100K, 125K, 150K BTU input.
  **Model 586:** 50K and 75K BTU input.
- Simple and quick installation.
- Low installation cost.
- Can be installed on either interior or exterior tile lined chimneys.
- No derating of furnace required.

### Benefits

- Adapts the current line of nominal 80% AFUE furnace's to meet customers needs.
- Shortens furnace installation time.
- Alternative to relining chimney or running new dedicated chimney.
- Gives the maximum amount of venting options.
- Maintains furnace's efficiency and ouput.

**Prices Available on Request**

| STD PKG | U/M | BERCOR NUMBER | DESCRIPTION |
|---|---|---|---|
| 1 | EA | 68324 | ACHIM585 DRAFT HOOD KIT |
| 1 | EA | 68323 | ACHIM586 DRAFT HOOD KIT |

# Cabinets for Counterflow Coils

- Lined with 1 inch duct liner to reduce noise
- Removable access panel is gasket sealed

| STD PKG | U/M | BERCOR NUMBER | DESCRIPTION | PC-1 EACH |
|---|---|---|---|---|
| 1 | EA | 23204 | 655 14W X 24H X 28D 22GA COIL CABINET ONLY | |
| 1 | EA | 23205 | 655 18W X 29H X 28D 22GA COIL CABINET ONLY | |
| 1 | EA | 23206 | 655 22W X 30H X 28D 22GA COIL CABINET ONLY | |
| 1 | EA | 23207 | 655 24W X 30H X 28D 22GA COIL CABINET ONLY | |
| 1 | EA | 23211 | 655-24 14W X 16H X 28D COIL CABINET ONLY | |
| 1 | EA | 23212 | 655-30 18W X 20H X 28D COIL CABINET ONLY | |
| 1 | EA | 23213 | 655-36 22W X 20H X 28D COIL CABINET ONLY | |
| 1 | EA | 23214 | 655-48 24W X 22H X 28D COIL CABINET ONLY | |
| 1 | EA | 23215 | 655-60 24W X 24H X 28D COIL CABINET ONLY | |
| 1 | EA | 23216 | 655-61 26W X 26H X 28D COIL CABINET ONLY | |

# Line Sets

### 1/2" Insulation Line Sets

| Length (Ft.) | Line Size Suction | Line Size Liquid | STD PKG | U/M | BERCOR NUMBER | DESCRIPTION | PC-1 L/CTN | PC-2 F/CTN |
|---|---|---|---|---|---|---|---|---|
| 25 | 3/4 | 3/8 | 8 | EA | 54675 | 61220250-25FT 3/4S 3/8L 1/2I B COPPER LINE SET | | |
| 50 | 3/4 | 3/8 | 5 | EA | 54676 | 61220500-50FT 3/4S 3/8L 1/2I B COPPER LINE SET | | |
| 25 | 7/8 | 3/8 | 8 | EA | 54677 | 61420250-25FT 7/8S 3/8L 1/2I B COPPER LINE SET | | |
| 50 | 7/8 | 3/8 | 5 | EA | 54678 | 61420500-50FT 7/8S 3/8L 1/2I B COPPER LINE SET | | |
| 50 | 1-1/8 | 3/8 | 4 | EA | 54679 | 61820500-50FT 11/8S 3/8L 1/2I B COPPER LINE SET | | |

### 3/4" Insulation Line Sets

| | | | | | | | | |
|---|---|---|---|---|---|---|---|---|
| 25 | 3/4 | 3/8 | 8 | EA | 54706 | 61230250 -25FT 3/4S 3/8L 3/4I COPPER LINE SET | | |
| 50 | 3/4 | 3/8 | 4 | EA | 54707 | 61230500 -50FT 3/4S 3/8L 3/4I COPPER LINE SET | | |
| 25 | 7/8 | 3/8 | 7 | EA | 54708 | 61430250 -25FT 7/8S 3/8L 3/4I COPPER LINE SET | | |
| 50 | 7/8 | 3/8 | 4 | EA | 54709 | 61430500 -50FT 7/8S 3/8L 3/4I COPPER LINE SET | | |

# SPP6 Hard Start Kit

**Required with all Expansion Valve Units**

| STD PKG | U/M | BERCOR NUMBER | DESCRIPTION | PC-1 EACH |
|---|---|---|---|---|
| 1 | EA | 94857 | SPP6 RELAY & HARD START CAP | |

# 4SCU20LX Condensing Units

## 20 SEER, Louvered, Variable Capacity, ComfortSync™



### Compressor
- Inverter-driven scroll compressor for true variable capacity
- Internally protected against high temperature motor overload conditions
- Heavy duty compressor sound blanket for quiet operation

### Cabinet
- Individual metal louvered panels are easily removeable for coil cleaning and service
- Corner-mount controls for easy service
- Baked polyester paint finish over galvanized steel for maximum durability
- PVC coated wire fan discharge grille

### Coil
- Enhanced tube-and-fin coil design featuring MHT™ technology
- Raised coil prevents debris from impeding airlflow

### Components
- Sensors monitor ambient, liquid line, and coil temperatures for precision control
- Fan orifice for smoother airflow and sound level reduction
- Requires Comfort Sync thermostat and a ComfortSync enabled matching indoor unit
- Variable speed condenser fan motor
- Factory installed high and low pressure switches and crankcase heater
- Charged for 15 feet of line set

### Warranties†
- 10 year limited warranty on compressor
- 10 year limited warranty on all parts
- AHRI certified

† On-line registration required within 60 days of installation. Warranty terms will be impacted if registration not complete on time. See warranty certificate for complete details.

### Condensing Units

**Prices Available Upon Request**

| Dimensions H x W x D (In.) | STD PKG | U/M | BERCOR NUMBER | DESCRIPTION |
|---|---|---|---|---|
| 37.5 x 37.5 x 35.75 | 1 | EA | 85412 | 4SCU20LX124P 20 SEER INVERTER COMMUNICATING CONDENSER |
| 37.5 x 37.5 x 35.75 | 1 | EA | 85413 | 4SCU20LX136P 20 SEER INVERTER COMMUNICATING CONDENSER |
| 37.5 x 37.5 x 35.75 | 1 | EA | 85414 | 4SCU20LX148P 20 SEER INVERTER COMMUNICATING CONDENSER |
| 37.5 x 37.5 x 35.75 | 1 | EA | 85415 | 4SCU20LX160P 20 SEER INVERTER COMMUNICATING CONDENSER |

### Accessories

| For Use With | STD PKG | U/M | BERCOR NUMBER | DESCRIPTION |
|---|---|---|---|---|
| All 4SCU20LX | 1 | EA | 84643 | 1.851399 COMFORTSYNC ZONING PANEL |
| All 4SCU20LX | 1 | EA | 84644 | 1.851400 COMFORTSYNC ZONING SENSOR |
| All 4SCU20LX | 1 | EA | 86919 | 88K38 DISCHARGE AIR SENSOR |
| 3/8 Tubing | 1 | EA | 86920 | 93G35 FREEZE THERMOSTAT |
| All 4SCU20LX | 1 | EA | 84623 | COMFORTSYNC WI-FI COMMUNICATING THERMOSTAT |
| 4SCU20LX124 | 1 | EA | 67837 | H4TXV01-1 R-410A EXPANSION VALVE |
| 4SCU20LX136 | 1 | EA | 67838 | H4TXV02-1 R-410A EXPANSION VALVE |
| 4SCU20LX148, 160 | 1 | EA | 67839 | H4TXV03-1 R-410A EXPANSION VALVE |

**NOTE: Specialized training is required for dealers offering the 4SCU20LX.**

# 4SCU20LX Condensing Unit Performance Ratings

**4SCU20LX124P-1**

| Furnace | Evaporator Coil or Air Handler | SEER | EER | AHRI Rated Capacity (BTUH) | Sensible Rated Capacity | CFM High | CFM Medium | CFM Low |
|---|---|---|---|---|---|---|---|---|
| | BCE4M30S* | 20.00 | 14.00 | 24,000 | 18,000 | 800 | 500 | 375 |
| | BCE4M36S* | 20.00 | 14.50 | 24,000 | 18,000 | 800 | 500 | 375 |
| A80DS2V090B16 | E*1P48B+H4TXV01 | 20.00 | 14.00 | 24,000 | 18,000 | 800 | 500 | 375 |
| A80US2V070A12 | E*1P29A+H4TXV01 | 20.00 | 14.00 | 24,000 | 18,000 | 800 | 500 | 375 |
| A80US2V070A12 | E*1P36A+H4TXV01 | 20.00 | 14.50 | 24,000 | 18,000 | 800 | 500 | 375 |
| A80US2V090B12 | E*1P29B+H4TXV01 | 20.00 | 14.00 | 24,000 | 18,000 | 800 | 500 | 375 |
| A80US2V090B12 | E*1P36B+H4TXV01 | 20.00 | 14.50 | 24,000 | 18,000 | 800 | 500 | 375 |
| A96DS2V045B12 | E*1P48B+H4TXV01 | 20.00 | 14.00 | 24,000 | 18,000 | 800 | 500 | 375 |
| A96DS2V070B16 | E*1P48B+H4TXV01 | 20.00 | 14.00 | 24,000 | 18,000 | 800 | 500 | 375 |
| A96US2V045B12 | E*1P29B+H4TXV01 | 20.00 | 14.00 | 24,000 | 18,000 | 800 | 500 | 375 |
| A96US2V045B12 | E*1P36B+H4TXV01 | 20.00 | 14.50 | 24,000 | 18,000 | 800 | 500 | 375 |
| A96US2V070B12 | E*1P29B+H4TXV01 | 20.00 | 14.00 | 24,000 | 18,000 | 800 | 500 | 375 |
| A96US2V070B12 | E*1P36B+H4TXV01 | 20.00 | 14.50 | 24,000 | 18,000 | 800 | 500 | 375 |
| A97DSMV070B12 | E*1P48B+H4TXV01 | 20.00 | 14.00 | 24,000 | 18,000 | 800 | 500 | 375 |
| A97USMV070B12 | E*1P29B+H4TXV01 | 20.00 | 14.00 | 24,000 | 18,000 | 800 | 500 | 375 |
| A97USMV070B12 | E*1P36B+H4TXV01 | 20.00 | 14.50 | 24,000 | 18,000 | 800 | 500 | 375 |
| A97USMV090C12 | E*1P36C+H4TXV01 | 20.00 | 14.00 | 24,000 | 18,000 | 800 | 500 | 375 |

**4SCU20LX136P-1**

| Furnace | Evaporator Coil or Air Handler | SEER | EER | AHRI Rated Capacity (BTUH) | Sensible Rated Capacity | CFM High | CFM Medium | CFM Low |
|---|---|---|---|---|---|---|---|---|
| | BCE4M36S* | 20.00 | 13.00 | 34,400 | 25,500 | 1250 | 720 | 550 |
| A80DS2V090B16 | E*1P48B+H4TXV02 | 20.00 | 13.50 | 34,800 | 25,500 | 1250 | 720 | 550 |
| A80US2V070A12 | E*1P36A+H4TXV02 | 19.50 | 13.00 | 33,400 | 25,500 | 1250 | 720 | 550 |
| A80US2V090B12 | E*1P36B+H4TXV02 | 20.00 | 13.50 | 35,000 | 25,500 | 1250 | 720 | 550 |
| A80US2V090B12 | E*1P43B+H4TXV02 | 20.00 | 14.00 | 35,000 | 25,500 | 1250 | 720 | 550 |
| A80US2V090B12 | E*1P48B+H4TXV02 | 20.00 | 13.50 | 34,800 | 25,500 | 1250 | 720 | 550 |
| A80US2V090B16 | E*1P36B+H4TXV02 | 20.00 | 13.50 | 35,000 | 25,500 | 1250 | 720 | 550 |
| A80US2V090B16 | E*1P43B+H4TXV02 | 20.00 | 14.00 | 35,000 | 25,500 | 1250 | 720 | 550 |
| A80US2V090B16 | E*1P48B+H4TXV02 | 20.00 | 13.50 | 34,800 | 25,500 | 1250 | 720 | 550 |
| A96DS2V045B12 | E*1P48B+H4TXV02 | 20.00 | 13.00 | 34,600 | 25,500 | 1250 | 720 | 550 |
| A96DS2V070B16 | E*1P48B+H4TXV02 | 20.00 | 13.00 | 35,000 | 25,500 | 1250 | 720 | 550 |
| A96US2V045B12 | E*1P36B+H4TXV02 | 20.00 | 13.00 | 34,800 | 25,500 | 1250 | 720 | 550 |
| A96US2V045B12 | E*1P43B+H4TXV02 | 20.00 | 13.00 | 35,000 | 25,500 | 1250 | 720 | 550 |
| A96US2V045B12 | E*1P48B+H4TXV02 | 20.00 | 13.00 | 34,600 | 25,500 | 1250 | 720 | 550 |
| A96US2V070B12 | E*1P36B+H4TXV02 | 20.00 | 13.00 | 35,000 | 25,500 | 1250 | 720 | 550 |
| A96US2V070B12 | E*1P43B+H4TXV02 | 20.00 | 13.00 | 35,000 | 25,500 | 1250 | 720 | 550 |
| A96US2V070B12 | E*1P48B+H4TXV02 | 20.00 | 13.00 | 34,600 | 25,500 | 1250 | 720 | 550 |
| A96US2V090C12 | E*1P43C+H4TXV02 | 20.00 | 13.50 | 35,000 | 25,500 | 1250 | 720 | 550 |
| A96US2V090C12 | E*1P48C+H4TXV02 | 20.00 | 13.50 | 34,800 | 25,500 | 1250 | 720 | 550 |
| A96US2V090C12 | E*1P50C+H4TXV02 | 20.00 | 13.50 | 35,000 | 25,500 | 1250 | 720 | 550 |
| A96US2V090C16 | E*1P43C+H4TXV02 | 20.00 | 14.00 | 35,000 | 25,500 | 1250 | 720 | 550 |
| A96US2V090C16 | E*1P48C+H4TXV02 | 20.00 | 13.50 | 34,800 | 25,500 | 1250 | 720 | 550 |
| A96US2V090C16 | E*1P50C+H4TXV02 | 20.00 | 13.50 | 35,000 | 25,500 | 1250 | 720 | 550 |
| A96US2V110C16 | E*1P43C+H4TXV02 | 20.00 | 14.00 | 35,000 | 25,500 | 1250 | 720 | 550 |
| A96US2V110C20 | E*1P43C+H4TXV02 | 20.00 | 13.50 | 34,800 | 25,500 | 1250 | 720 | 550 |
| A97DSMV070B12 | E*1P48B+H4TXV02 | 20.00 | 13.00 | 34,000 | 25,500 | 1250 | 720 | 550 |
| A97DSMV090C12 | E*1P48C+H4TXV02 | 20.00 | 13.00 | 34,000 | 25,500 | 1250 | 720 | 550 |
| A97DSMV090C16 | E*1P48C+H4TXV02 | 20.00 | 13.00 | 34,000 | 25,500 | 1250 | 720 | 550 |
| A97USMV070B12 | E*1P36B+H4TXV02 | 20.00 | 13.00 | 35,000 | 25,500 | 1250 | 720 | 550 |
| A97USMV070B12 | E*1P43B+H4TXV02 | 20.00 | 13.50 | 35,000 | 25,500 | 1250 | 720 | 550 |
| A97USMV070B12 | E*1P48B+H4TXV02 | 20.00 | 13.00 | 34,600 | 25,500 | 1250 | 720 | 550 |
| A97USMV090C12 | E*1P36C+H4TXV02 | 20.00 | 13.00 | 33,000 | 25,500 | 1250 | 720 | 550 |
| A97USMV090C12 | E*1P43C+H4TXV02 | 20.00 | 13.50 | 35,000 | 25,500 | 1250 | 720 | 550 |
| A97USMV090C12 | E*1P48C+H4TXV02 | 20.00 | 13.50 | 34,800 | 25,500 | 1250 | 720 | 550 |
| A97USMV090C12 | E*1P50C+H4TXV02 | 20.00 | 13.50 | 35,000 | 25,500 | 1250 | 720 | 550 |
| A97USMV090C16 | E*1P43C+H4TXV02 | 20.00 | 14.00 | 35,000 | 25,500 | 1250 | 720 | 550 |
| A97USMV090C16 | E*1P48C+H4TXV02 | 20.00 | 13.50 | 34,800 | 25,500 | 1250 | 720 | 550 |
| A97USMV090C16 | E*1P50C+H4TXV02 | 20.00 | 13.50 | 35,000 | 25,500 | 1250 | 720 | 550 |
| A97USMV110C20 | E*1P43C+H4TXV02 | 20.00 | 14.00 | 35,000 | 25,500 | 1250 | 720 | 550 |
| A97USMV110C20 | E*1P48C+H4TXV02 | 20.00 | 13.50 | 34,800 | 25,500 | 1250 | 720 | 550 |

***Continued on the Following Page***

***Continued from the Previous Page***

**4SCU20LX148P-1**

| Furnace | Evaportaor Coil or Air Handler | Furnace | EER | AHRI Rated Capacity (BTUH) | Sensible Rated Capacity | CFM (High) | CFM (Medium) | CFM (Low) |
|---|---|---|---|---|---|---|---|---|
| | BCE4M48S* | 20.00 | 13.00 | 46,000 | 33,500 | 1580 | 1050 | 830 |
| | BCE4M60S* | 20.00 | 13.00 | 46,500 | 33,500 | 1580 | 1050 | 830 |
| A80DS2V110C20 | E*1P50C+H4TXV03 | 19.00 | 12.00 | 46,000 | 33,500 | 1580 | 1050 | 830 |
| A80US2V090B16 | E*1P43B+H4TXV03 | 19.00 | 12.00 | 45,500 | 33,500 | 1580 | 1050 | 830 |
| A80US2V090B16 | E*1P48B+H4TXV03 | 19.00 | 12.00 | 45,000 | 33,500 | 1580 | 1050 | 830 |
| A80US2V090C20 | E*1P43C+H4TXV03 | 19.00 | 12.00 | 46,000 | 33,500 | 1580 | 1050 | 830 |
| A80US2V090C20 | E*1P49C+H4TXV03 | 19.00 | 12.00 | 46,500 | 33,500 | 1580 | 1050 | 830 |
| A80US2V090C20 | E*1P50C+H4TXV03 | 19.00 | 12.00 | 45,500 | 33,500 | 1580 | 1050 | 830 |
| A80US2V090C20 | E*1P48C+H4TXV03 | 18.50 | 12.00 | 45,000 | 33,500 | 1580 | 1050 | 830 |
| A80US2V110C20 | E*1P43C+H4TXV03 | 19.00 | 12.00 | 46,000 | 33,500 | 1580 | 1050 | 830 |
| A80US2V110C20 | E*1P48C+H4TXV03 | 19.00 | 12.00 | 45,000 | 33,500 | 1580 | 1050 | 830 |
| A80US2V110C20 | E*1P50C+H4TXV03 | 19.00 | 12.00 | 45,500 | 33,500 | 1580 | 1050 | 830 |
| A96DS2V090C20 | E*1P50C+H4TXV03 | 19.00 | 12.00 | 46,000 | 33,500 | 1580 | 1050 | 830 |
| A96DS2V110C20 | E*1P50C+H4TXV03 | 19.00 | 12.00 | 46,000 | 33,500 | 1580 | 1050 | 830 |
| A96US2V090C16 | E*1P43C+H4TXV03 | 19.00 | 12.00 | 45,500 | 33,500 | 1580 | 1050 | 830 |
| A96US2V090C16 | E*1P48C+H4TXV03 | 19.00 | 12.00 | 45,000 | 33,500 | 1580 | 1050 | 830 |
| A96US2V090C16 | E*1P49C+H4TXV03 | 19.00 | 12.00 | 46,000 | 33,500 | 1580 | 1050 | 830 |
| A96US2V090C16 | E*1P50C+H4TXV03 | 19.00 | 12.00 | 46,000 | 33,500 | 1580 | 1050 | 830 |
| A96US2V090C20 | E*1P48C+H4TXV03 | 19.00 | 12.00 | 45,000 | 33,500 | 1580 | 1050 | 830 |
| A96US2V090C20 | E*1P49C+H4TXV03 | 19.00 | 12.00 | 46,000 | 33,500 | 1580 | 1050 | 830 |
| A96US2V090C20 | E*1P50C+H4TXV03 | 19.00 | 12.00 | 46,000 | 33,500 | 1580 | 1050 | 830 |
| A96US2V110C16 | E*1P43C+H4TXV03 | 19.00 | 12.00 | 46,000 | 33,500 | 1580 | 1050 | 830 |
| A96US2V110C16 | E*1P49C+H4TXV03 | 19.00 | 12.00 | 46,000 | 33,500 | 1580 | 1050 | 830 |
| A96US2V110C16 | E*1P50C+H4TXV03 | 19.00 | 12.00 | 45,500 | 33,500 | 1580 | 1050 | 830 |
| A96US2V110C16 | E*1P48C+H4TXV03 | 18.50 | 12.00 | 45,000 | 33,500 | 1580 | 1050 | 830 |
| A96US2V110C20 | E*1P49C+H4TXV03 | 19.00 | 12.00 | 46,000 | 33,500 | 1580 | 1050 | 830 |
| A96US2V110C20 | E*1P50C+H4TXV03 | 19.00 | 12.00 | 46,000 | 33,500 | 1580 | 1050 | 830 |
| A96US2V110C20 | E*1P48C+H4TXV03 | 18.50 | 12.00 | 45,000 | 33,500 | 1580 | 1050 | 830 |
| A97DSMV090C16 | E*1P50C+H4TXV03 | 19.00 | 12.00 | 46,000 | 33,500 | 1580 | 1050 | 830 |
| A97DSMV090C20 | E*1P50C+H4TXV03 | 19.00 | 12.00 | 46,000 | 33,500 | 1580 | 1050 | 830 |
| A97DSMV110C20 | E*1P50C+H4TXV03 | 19.00 | 12.00 | 46,000 | 33,500 | 1580 | 1050 | 830 |
| A97USMV090C16 | E*1P43C+H4TXV03 | 19.00 | 12.00 | 46,000 | 33,500 | 1580 | 1050 | 830 |
| A97USMV090C16 | E*1P48C+H4TXV03 | 19.00 | 12.00 | 45,000 | 33,500 | 1580 | 1050 | 830 |
| A97USMV090C16 | E*1P49C+H4TXV03 | 19.00 | 12.00 | 46,500 | 33,500 | 1580 | 1050 | 830 |
| A97USMV090C16 | E*1P50C+H4TXV03 | 19.00 | 12.00 | 45,500 | 33,500 | 1580 | 1050 | 830 |
| A97USMV090C20 | E*1P43C+H4TXV03 | 19.00 | 12.00 | 46,000 | 33,500 | 1580 | 1050 | 830 |
| A97USMV090C20 | E*1P49C+H4TXV03 | 19.00 | 12.00 | 46,500 | 33,500 | 1580 | 1050 | 830 |
| A97USMV090C20 | E*1P50C+H4TXV03 | 19.00 | 12.00 | 45,500 | 33,500 | 1580 | 1050 | 830 |
| A97USMV090C20 | E*1P48C+H4TXV03 | 18.50 | 12.00 | 45,000 | 33,500 | 1580 | 1050 | 830 |
| A97USMV110C20 | E*1P43C+H4TXV03 | 19.00 | 12.00 | 46,000 | 33,500 | 1580 | 1050 | 830 |
| A97USMV110C20 | E*1P48C+H4TXV03 | 19.00 | 12.00 | 46,500 | 33,500 | 1580 | 1050 | 830 |
| A97USMV110C20 | E*1P49C+H4TXV03 | 19.00 | 12.00 | 46,500 | 33,500 | 1580 | 1050 | 830 |
| A97USMV110C20 | E*1P50C+H4TXV03 | 19.00 | 12.00 | 45,500 | 33,500 | 1580 | 1050 | 830 |

**4SCU20LX160P -1**

| Furnace | Evaportaor Coil or Air Handler | Furnace | EER | AHRI Rated Capacity (BTUH) | Sensible Rated Capacity | CFM (High) | CFM (Medium) | CFM (Low) |
|---|---|---|---|---|---|---|---|---|
| | BCE4M60S* | 19.00 | 13.00 | 57,000 | 41,500 | 1800 | 1135 | 890 |
| A80US2V090C20 | E*1P49C+H4TXV03 | 19.00 | 13.00 | 57,000 | 41,500 | 1800 | 1135 | 890 |
| A80US2V090C20 | E*1P62C+H4TXV03. | 19.00 | 13.00 | 58,000 | 41,500 | 1800 | 1135 | 890 |
| A80US2V110C20 | E*1P49C+H4TXV03 | 19.00 | 12.50 | 57,000 | 41,500 | 1800 | 1135 | 890 |
| A80US2V110C20 | E*1P62C+H4TXV03. | 19.00 | 13.00 | 58,000 | 41,500 | 1800 | 1135 | 890 |
| A80US2V135D20 | E*1P62D+H4TXV03 | 19.00 | 13.00 | 57,000 | 41,500 | 1800 | 1135 | 890 |
| A96US2V090C20 | E*1P49C+H4TXV03 | 19.00 | 12.50 | 56,500 | 41,500 | 1800 | 1135 | 890 |
| A96US2V090C20 | E*1P62C+H4TXV03. | 19.00 | 12.50 | 57,000 | 41,500 | 1800 | 1135 | 890 |
| A96US2V110C20 | E*1P49C+H4TXV03 | 19.00 | 12.50 | 56,500 | 41,500 | 1800 | 1135 | 890 |
| A96US2V110C20 | E*1P62C+H4TXV03. | 19.00 | 12.50 | 57,000 | 41,500 | 1800 | 1135 | 890 |
| A96US2V135D20 | E*1P62D+H4TXV03 | 19.00 | 12.50 | 57,000 | 41,500 | 1800 | 1135 | 890 |
| A97USMV090C20 | E*1P49C+H4TXV03 | 19.00 | 12.50 | 56,500 | 41,500 | 1800 | 1135 | 890 |
| A97USMV090C20 | E*1P62C+H4TXV03. | 19.00 | 12.70 | 58,000 | 41,500 | 1800 | 1135 | 890 |
| A97USMV110C20 | E*1P49C+H4TXV03 | 19.00 | 12.50 | 56,500 | 41,500 | 1800 | 1135 | 890 |
| A97USMV110C20 | E*1P62C+H4TXV03. | 19.00 | 13.00 | 58,000 | 41,500 | 1800 | 1135 | 890 |
| A97USMV135D20 | E*1P62D+H4TXV03 | 19.00 | 13.00 | 57,000 | 41,500 | 1800 | 1135 | 890 |

# 4SCU18LS Condensing Units

## 18 SEER, 2-Stage, Comfort Sync™



### Compressor
- 2-stage scroll compressor
- Grommet mounted compressor for quiet operation
- Heavy duty compressor sound blanket for quiet operation

### Cabinet
- Full metal louvered jacket coil guard protection
- Controls located in corner post for easy installation and service
- Baked polyester paint finish over galvanized steel for maximum durability
- PVC coated wire fan discharge grille

### Coil
- Enhanced aluminum fins and copper tubing for higher efficiency and capacity
- Raised coil prevents debris from collecting in bottom of coil and causing loss of airflow

### Components
- Filter drier installed for system protection
- Charged for 15 feet of line set
- Thermostat flexibility: Works with the Comfort Sync™ thermostat or a conventional 24V thermostat

### Warranties*
- 10 year limited warranty on compressor
- 10 year limited warranty on all parts
- ARI certified

*On-line registration required within 60 days of installation. Warranty terms will be impacted if registration not complete on time. See warranty certificate for complete details.

### Condensing Units, Communicating

**Prices Available Upon Request**

| Dimensions H x W x D (In.) | STD PKG | U/M | BERCOR NUMBER | DESCRIPTION |
|---|---|---|---|---|
| 44 x 35-2/3 x 37-2/3 | 1 | EA | 84661 | 4SCU18LS124P-1 18 SEER 208/230V 1PH R-410A CONDENSER COMMUNICATING |
| 44 x 35-2/3 x 37-2/3 | 1 | EA | 84662 | 4SCU18LS136P-1 18 SEER 208/230V 1PH R-410A CONDENSER COMMUNICATING |
| 44 x 35-2/3 x 37-2/3 | 1 | EA | 84663 | 4SCU18LS148P-1 18 SEER 208/230V 1PH R-410A CONDENSER COMMUNICATING |
| 44 x 35-2/3 x 37-2/3 | 1 | EA | 84664 | 4SCU18LS160P-1 18 SEER 208/230V 1PH R-410A CONDENSER COMMUNICATING |

### Accessories

| For Use With | STD PKG | U/M | BERCOR NUMBER | DESCRIPTION |
|---|---|---|---|---|
| 4SCU18LS124, 36, 48, 60 | 1 | EA | 61692 | 34M72 LOW AMBIENT KIT |
| 4SCU18LS124, 36 | 1 | EA | 67835 | A4TXV01-1 R-410A EXPANSION VALVE |
| 4SCU18LS148, 60 | 1 | EA | 67839 | H4TXV03-1 R-410A EXPANSION VALVE |
| All 4SCU18LS | 1 | EA | 84623 | COMFORTSYNC WI-FI COMMUNICATING THERMOSTAT |
| All 4SCU18LS | 1 | EA | 84643 | 1.851399 COMFORTSYNC ZONING PANEL |
| All 4SCU18LS | 1 | EA | 84644 | 1.851400 COMFORTSYNC ZONING SENSOR |

# 4SCU18LS Condensing Unit Performance Ratings

**4SCU18LS124P**

| Indoor Model | | SEER | EER | AHRI Rated Capacity (BTUH) | Sensible Rated Capacity | CFM | Refrigerant Connection | | | | Refrigerant Line Size | | TXV |
|---|---|---|---|---|---|---|---|---|---|---|---|---|---|
| | | | | | | | Outdoor | | Indoor | | | | |
| Evaporator Coil or Air Handler | Variable Speed Furmace | | | | | | Suction | Liquid | Suction | Liquid | Suction | Liquid | |
| BCS2M36@00NA1P | | 18.0 | 13.0 | 24,000 | 18,500 | 900 | 7/8 | 3/8 | 7/8 | 3/8 | 7/8 | 3/8 | A4TXV01 |
| E(U,C,M)1P30B | EFV08BC | 17.8 | 13.0 | 24,000 | 18,500 | 900 | 7/8 | 3/8 | 3/4 | 3/8 | 7/8 | 3/8 | A4TXV01 |
| E(U,C,M,H)1P43B | EFV08BC | 18.0 | 13.0 | 24,000 | 18,500 | 900 | 7/8 | 3/8 | 7/8 | 3/8 | 7/8 | 3/8 | A4TXV01 |
| E(U,C,M)1P30A | A80DF1E045A12 | 17.0 | 13.0 | 24,000 | 18,500 | 900 | 7/8 | 3/8 | 3/4 | 3/8 | 7/8 | 3/8 | A4TXV01 |
| E(U,C,M)1P30B | A80DF1E070B12 | 16.5 | 13.0 | 24,000 | 18,500 | 900 | 7/8 | 3/8 | 3/4 | 3/8 | 7/8 | 3/8 | A4TXV01 |
| E(U,C,M,H)1P43B | A80DF1E070B12 | 16.5 | 13.0 | 24,000 | 18,500 | 900 | 7/8 | 3/8 | 7/8 | 3/8 | 7/8 | 3/8 | A4TXV01 |
| E(U,C,M)1P30A | A80+2V070A12 | 18.0 | 13.0 | 24,000 | 18,500 | 900 | 7/8 | 3/8 | 3/4 | 3/8 | 7/8 | 3/8 | A4TXV01 |
| E(U,C,M)1P30B | A80+2V090B16 | 18.0 | 13.0 | 24,000 | 18,500 | 900 | 7/8 | 3/8 | 3/4 | 3/8 | 7/8 | 3/8 | A4TXV01 |
| E(U,C,M,H)1P43B | A80+2V090B16 | 18.0 | 13.0 | 24,000 | 18,500 | 900 | 7/8 | 3/8 | 7/8 | 3/8 | 7/8 | 3/8 | A4TXV01 |
| E(U,C,M)1P30A | A80UH1E045A12* | 17.0 | 13.0 | 24,000 | 18,500 | 900 | 7/8 | 3/8 | 3/4 | 3/8 | 7/8 | 3/8 | A4TXV01 |
| E(U,C,M)1P30B | A80UH1E070B12* | 16.5 | 13.0 | 24,000 | 18,500 | 900 | 7/8 | 3/8 | 3/4 | 3/8 | 7/8 | 3/8 | A4TXV01 |
| E(U,C,M,H)1P43B | A80UH1E070B12* | 16.5 | 13.0 | 24,000 | 18,500 | 900 | 7/8 | 3/8 | 7/8 | 3/8 | 7/8 | 3/8 | A4TXV01 |
| E(U,C,M)1P30A | A80#2V070A12 | 17.5 | 13.0 | 24,000 | 18,500 | 900 | 7/8 | 3/8 | 3/4 | 3/8 | 7/8 | 3/8 | A4TXV01 |
| E(U,C,M)1P30B | A80#2V090B12 | 18.0 | 13.0 | 24,000 | 18,500 | 900 | 7/8 | 3/8 | 3/4 | 3/8 | 7/8 | 3/8 | A4TXV01 |
| E(U,C,M,H)1P43B | A80#2V090B12 | 18.0 | 13.0 | 24,000 | 18,500 | 900 | 7/8 | 3/8 | 7/8 | 3/8 | 7/8 | 3/8 | A4TXV01 |
| E(U,C,M)1P30B | A80#2V090B16 | 18.0 | 13.0 | 24,000 | 18,500 | 900 | 7/8 | 3/8 | 3/4 | 3/8 | 7/8 | 3/8 | A4TXV01 |
| E(U,C,M,H)1P43B | A80#2V090B16 | 18.0 | 13.0 | 24,000 | 18,500 | 900 | 7/8 | 3/8 | 7/8 | 3/8 | 7/8 | 3/8 | A4TXV01 |
| E(U,C,M)1P30B | A95DF1E045B12S | 16.5 | 13.0 | 24,000 | 18,500 | 800 | 7/8 | 3/8 | 3/4 | 3/8 | 7/8 | 3/8 | A4TXV01 |
| E(U,C,M,H)1P43B | A95DF1E045B12S | 16.5 | 13.0 | 24,000 | 18,500 | 800 | 7/8 | 3/8 | 7/8 | 3/8 | 7/8 | 3/8 | A4TXV01 |
| E(U,C,M)1P30B | A95DF2V045B12S | 18.0 | 13.0 | 24,000 | 18,500 | 900 | 7/8 | 3/8 | 3/4 | 3/8 | 7/8 | 3/8 | A4TXV01 |
| E(U,C,M,H)1P43B | A95DF2V045B12S | 18.0 | 13.0 | 24,000 | 18,500 | 900 | 7/8 | 3/8 | 7/8 | 3/8 | 7/8 | 3/8 | A4TXV01 |
| E(U,C,M)1P30B | A95UH1E045B12S | 16.5 | 13.0 | 24,000 | 18,500 | 830 | 7/8 | 3/8 | 3/4 | 3/8 | 7/8 | 3/8 | A4TXV01 |
| E(U,C,M,H)1P43B | A95UH1E045B12S | 16.5 | 13.0 | 24,000 | 18,500 | 830 | 7/8 | 3/8 | 7/8 | 3/8 | 7/8 | 3/8 | A4TXV01 |
| E(U,C,M)1P30B | A95UH1E070B12S | 16.5 | 13.0 | 24,000 | 18,500 | 800 | 7/8 | 3/8 | 3/4 | 3/8 | 7/8 | 3/8 | A4TXV01 |
| E(U,C,M,H)1P43B | A95UH1E070B12S | 16.5 | 13.0 | 24,000 | 18,500 | 800 | 7/8 | 3/8 | 7/8 | 3/8 | 7/8 | 3/8 | A4TXV01 |
| E(U,C,M)1P30B | A95UH2V045B12S | 18.0 | 13.0 | 24,000 | 18,500 | 900 | 7/8 | 3/8 | 3/4 | 3/8 | 7/8 | 3/8 | A4TXV01 |
| E(U,C,M,H)1P43B | A95UH2V045B12S | 18.0 | 13.0 | 24,000 | 18,500 | 900 | 7/8 | 3/8 | 7/8 | 3/8 | 7/8 | 3/8 | A4TXV01 |
| E(U,C,M)1P30B | A95UH2V070B12S | 18.0 | 13.0 | 24,000 | 18,500 | 900 | 7/8 | 3/8 | 3/4 | 3/8 | 7/8 | 3/8 | A4TXV01 |
| E(U,C,M,H)1P43B | A95UH2V070B12S | 18.0 | 13.0 | 24,000 | 18,500 | 900 | 7/8 | 3/8 | 7/8 | 3/8 | 7/8 | 3/8 | A4TXV01 |
| E(U,C,M)1P30C | A95UH2V090C12S | 18.0 | 13.0 | 24,000 | 18,500 | 900 | 7/8 | 3/8 | 3/4 | 3/8 | 7/8 | 3/8 | A4TXV01 |
| E(U,C,M,H)1P43C | A95UH2V090C12S | 18.0 | 13.0 | 24,000 | 18,500 | 900 | 7/8 | 3/8 | 7/8 | 3/8 | 7/8 | 3/8 | A4TXV01 |
| E(U,C,M)1P30B | A96DFMV070B12<br>A97DSMV070B12 | 18.0 | 13.0 | 24,000 | 18,500 | 900 | 7/8 | 3/8 | 3/4 | 3/8 | 7/8 | 3/8 | A4TXV01 |
| E(U,C,M,H)1P43B | A96DFMV070B12<br>A97DSMV070B12 | 18.0 | 13.0 | 24,000 | 18,500 | 900 | 7/8 | 3/8 | 7/8 | 3/8 | 7/8 | 3/8 | A4TXV01 |
| E(U,C,M)1P30B | A96UHMV070B12<br>A97USMV070B12 | 18.0 | 13.0 | 24,000 | 18,500 | 900 | 7/8 | 3/8 | 3/4 | 3/8 | 7/8 | 3/8 | A4TXV01 |
| E(U,C,M,H)1P43B | A96UHMV070B12<br>A97USMV070B12 | 18.0 | 13.0 | 24,000 | 18,500 | 900 | 7/8 | 3/8 | 7/8 | 3/8 | 7/8 | 3/8 | A4TXV01 |
| E(U,C,M)1P30C | A96UHMV090C12<br>A97USMV090C12 | 18.0 | 13.0 | 24,000 | 18,500 | 900 | 7/8 | 3/8 | 3/4 | 3/8 | 7/8 | 3/8 | A4TXV01 |
| E(U,C,M,H)1P43C | A96UHMV090C12<br>A97USMV090C12 | 18.0 | 13.0 | 24,000 | 18,500 | 900 | 7/8 | 3/8 | 7/8 | 3/8 | 7/8 | 3/8 | A4TXV01 |
| E(U,C,M,H)1P43B | LBR,LUF*****V14 | 17.0 | 13.0 | 24,000 | 18,500 | 900 | 7/8 | 3/8 | 7/8 | 3/8 | 7/8 | 3/8 | A4TXV01 |
| E(U,C,M,H)1P43B | LHF,LHR,LUF*****V12 | 17.0 | 13.0 | 24,000 | 18,500 | 900 | 7/8 | 3/8 | 7/8 | 3/8 | 7/8 | 3/8 | A4TXV01 |
| E(U,C,M,H)1P43B | LUF,LBF,LBR*****V14 | 17.0 | 13.0 | 24,000 | 18,500 | 900 | 7/8 | 3/8 | 7/8 | 3/8 | 7/8 | 3/8 | A4TXV01 |

***Continued on the Following Page***

**4SCU18LS136P**

| Indoor Model | | SEER | EER | AHRI Rated Capacity (BTUH) | Sensible Rated Capacity | CFM | Refrigerant Connection | | | | Refrigerant Line Size | | TXV |
|---|---|---|---|---|---|---|---|---|---|---|---|---|---|
| | | | | | | | Outdoor | | Indoor | | | | |
| Evaporator Coil or Air Handler | Variable Speed Furmace | | | | | | Suction | Liquid | Suction | Liquid | Suction | Liquid | |
| BCS2M48@00NA1P | | 17.5 | 12.5 | 36,000 | 27,000 | 1200 | 7/8 | 3/8 | 7/8 | 3/8 | 7/8 | 3/8 | A4TXV01 |
| E(U,C,M)1P30B | EFV12BC | 17.0 | 12.0 | 34,000 | 25,500 | 1200 | 7/8 | 3/8 | 3/4 | 3/8 | 7/8 | 3/8 | A4TXV01 |
| E(U,C,M,H)1P36B | EFV12BC | 17.5 | 12.4 | 35,600 | 26,700 | 1200 | 7/8 | 3/8 | 3/4 | 3/8 | 7/8 | 3/8 | A4TXV01 |
| E(U,C,M,H)1P43B | EFV12BC | 17.5 | 12.5 | 35,600 | 26,700 | 1200 | 7/8 | 3/8 | 7/8 | 3/8 | 7/8 | 3/8 | A4TXV01 |
| E(U,C,H)1P62C | EFV16CC | 18.0 | 12.5 | 34,500 | 27,000 | 1200 | 7/8 | 3/8 | 7/8 | 3/8 | 7/8 | 3/8 | A4TXV01 |
| E(U,C,M)1P30A | A80DF1E045A12 | 16.0 | 11.5 | 34,500 | 26,000 | 1200 | 7/8 | 3/8 | 3/4 | 3/8 | 7/8 | 3/8 | A4TXV01 |
| E(U,C,M,H)1P36A | A80DF1E045A12 | 16.5 | 12.0 | 36,000 | 27,000 | 1200 | 7/8 | 3/8 | 3/4 | 3/8 | 7/8 | 3/8 | A4TXV01 |
| E(U,C,M)1P30B | A80DF1E070B12 | 17.0 | 11.5 | 34,500 | 26,000 | 1200 | 7/8 | 3/8 | 3/4 | 3/8 | 7/8 | 3/8 | A4TXV01 |
| E(U,C,M,H)1P36B | A80DF1E070B12 | 17.0 | 12.0 | 36,000 | 27,000 | 1200 | 7/8 | 3/8 | 3/4 | 3/8 | 7/8 | 3/8 | A4TXV01 |
| E(U,C,M,H)1P43B | A80DF1E070B12 | 17.0 | 12.0 | 36,000 | 27,000 | 1200 | 7/8 | 3/8 | 7/8 | 3/8 | 7/8 | 3/8 | A4TXV01 |
| E(U,C,M)1P30B | A80DF1E090B16 | 16.0 | 12.0 | 34,500 | 26,000 | 1200 | 7/8 | 3/8 | 3/4 | 3/8 | 7/8 | 3/8 | A4TXV01 |
| E(U,C,M,H)1P36B | A80DF1E090B16 | 16.0 | 12.0 | 36,000 | 27,000 | 1200 | 7/8 | 3/8 | 3/4 | 3/8 | 7/8 | 3/8 | A4TXV01 |
| E(U,C,M,H)1P43B | A80DF1E090B16 | 16.0 | 12.5 | 36,000 | 27,000 | 1200 | 7/8 | 3/8 | 7/8 | 3/8 | 7/8 | 3/8 | A4TXV01 |
| E(U,C,M,H)1P36B | A80+2V090B16 | 17.0 | 12.0 | 36,000 | 27,000 | 1200 | 7/8 | 3/8 | 3/4 | 3/8 | 7/8 | 3/8 | A4TXV01 |
| E(U,C,M,H)1P43B | A80+2V090B16 | 17.0 | 12.0 | 36,000 | 27,000 | 1200 | 7/8 | 3/8 | 7/8 | 3/8 | 7/8 | 3/8 | A4TXV01 |
| E(U,C,H)1P62C | A80+2V110C20 | 17.5 | 13.0 | 36,000 | 27,000 | 1200 | 7/8 | 3/8 | 7/8 | 3/8 | 7/8 | 3/8 | A4TXV01 |
| E(U,C,M,H)1P36C | A80+2V110C20 | 17.0 | 12.5 | 36,000 | 27,000 | 1200 | 7/8 | 3/8 | 3/4 | 3/8 | 7/8 | 3/8 | A4TXV01 |
| E(U,C,M,H)1P43C | A80+2V110C20 | 17.0 | 12.5 | 36,000 | 27,000 | 1200 | 7/8 | 3/8 | 7/8 | 3/8 | 7/8 | 3/8 | A4TXV01 |
| E(U,C,M)1P30A | A80UH1E045A12* | 16.5 | 11.5 | 34,500 | 26,000 | 1200 | 7/8 | 3/8 | 3/4 | 3/8 | 7/8 | 3/8 | A4TXV01 |
| E(U,C,M,H)1P36A | A80UH1E045A12* | 17.0 | 12.0 | 36,000 | 27,000 | 1200 | 7/8 | 3/8 | 3/4 | 3/8 | 7/8 | 3/8 | A4TXV01 |
| E(U,C,M)1P30B | A80UH1E070B12* | 16.0 | 11.5 | 34,500 | 26,000 | 1200 | 7/8 | 3/8 | 3/4 | 3/8 | 7/8 | 3/8 | A4TXV01 |
| E(U,C,M,H)1P36B | A80UH1E070B12* | 16.0 | 12.0 | 36,000 | 27,000 | 1200 | 7/8 | 3/8 | 3/4 | 3/8 | 7/8 | 3/8 | A4TXV01 |
| E(U,C,M,H)1P43B | A80UH1E070B12* | 16.0 | 12.0 | 36,000 | 27,000 | 1200 | 7/8 | 3/8 | 7/8 | 3/8 | 7/8 | 3/8 | A4TXV01 |
| E(U,C,M)1P30B | A80UH1E090B16* | 16.0 | 12.0 | 34,500 | 26,000 | 1200 | 7/8 | 3/8 | 3/4 | 3/8 | 7/8 | 3/8 | A4TXV01 |
| E(U,C,M,H)1P36B | A80UH1E090B16* | 16.0 | 12.0 | 36,000 | 27,000 | 1200 | 7/8 | 3/8 | 3/4 | 3/8 | 7/8 | 3/8 | A4TXV01 |
| E(U,C,M,H)1P43B | A80UH1E090B16* | 16.0 | 12.5 | 36,000 | 27,000 | 1200 | 7/8 | 3/8 | 7/8 | 3/8 | 7/8 | 3/8 | A4TXV01 |
| E(U,C,M,H)1P36A | A80#2V070A12 | 16.5 | 12.0 | 36,000 | 27,000 | 1200 | 7/8 | 3/8 | 3/4 | 3/8 | 7/8 | 3/8 | A4TXV01 |
| E(U,C,M,H)1P36B | A80#2V090B12 | 17.0 | 12.5 | 36,000 | 27,000 | 1200 | 7/8 | 3/8 | 3/4 | 3/8 | 7/8 | 3/8 | A4TXV01 |
| E(U,C,M,H)1P43B | A80#2V090B12 | 17.0 | 12.5 | 36,000 | 27,000 | 1200 | 7/8 | 3/8 | 7/8 | 3/8 | 7/8 | 3/8 | A4TXV01 |
| E(U,C,M,H)1P36B | A80#2V090B16 | 16.5 | 12.0 | 36,000 | 27,000 | 1200 | 7/8 | 3/8 | 3/4 | 3/8 | 7/8 | 3/8 | A4TXV01 |
| E(U,C,M,H)1P43B | A80#2V090B16 | 17.0 | 12.0 | 36,000 | 27,000 | 1200 | 7/8 | 3/8 | 7/8 | 3/8 | 7/8 | 3/8 | A4TXV01 |
| E(U,C,H)1P62C | A80#2V090C20 | 17.5 | 13.0 | 36,000 | 27,000 | 1200 | 7/8 | 3/8 | 7/8 | 3/8 | 7/8 | 3/8 | A4TXV01 |
| E(U,C,M,H)1P36C | A80#2V090C20 | 17.0 | 12.5 | 36,000 | 27,000 | 1200 | 7/8 | 3/8 | 3/4 | 3/8 | 7/8 | 3/8 | A4TXV01 |
| E(U,C,M,H)1P43C | A80#2V090C20 | 17.0 | 13.0 | 36,000 | 27,000 | 1200 | 7/8 | 3/8 | 7/8 | 3/8 | 7/8 | 3/8 | A4TXV01 |
| E(U,C,M)1P30B | A95DF1E045B12S | 15.5 | 11.5 | 34,500 | 26,000 | 1200 | 7/8 | 3/8 | 3/4 | 3/8 | 7/8 | 3/8 | A4TXV01 |
| E(U,C,M,H)1P36B | A95DF1E045B12S | 15.5 | 12.0 | 36,000 | 27,000 | 1200 | 7/8 | 3/8 | 3/4 | 3/8 | 7/8 | 3/8 | A4TXV01 |
| E(U,C,M,H)1P43B | A95DF1E045B12S | 15.5 | 12.0 | 36,000 | 27,000 | 1200 | 7/8 | 3/8 | 7/8 | 3/8 | 7/8 | 3/8 | A4TXV01 |
| E(U,C,M)1P30B | A95DF1E070B16S | 17.0 | 12.0 | 34,500 | 26,000 | 1200 | 7/8 | 3/8 | 3/4 | 3/8 | 7/8 | 3/8 | A4TXV01 |
| E(U,C,M,H)1P36B | A95DF1E070B16S | 17.0 | 12.5 | 36,000 | 27,000 | 1200 | 7/8 | 3/8 | 3/4 | 3/8 | 7/8 | 3/8 | A4TXV01 |
| E(U,C,M,H)1P43B | A95DF1E070B16S | 17.0 | 12.5 | 36,000 | 27,000 | 1200 | 7/8 | 3/8 | 7/8 | 3/8 | 7/8 | 3/8 | A4TXV01 |
| E(U,C,H)1P62C | A95DF1E090C16S | 16.5 | 12.5 | 36,000 | 27,000 | 1200 | 7/8 | 3/8 | 7/8 | 3/8 | 7/8 | 3/8 | A4TXV01 |
| E(U,C,M)1P30C | A95DF1E090C16S | 16.0 | 12.0 | 34,500 | 26,000 | 1200 | 7/8 | 3/8 | 3/4 | 3/8 | 7/8 | 3/8 | A4TXV01 |
| E(U,C,M,H)1P36C | A95DF1E090C16S | 16.5 | 12.5 | 36,000 | 27,000 | 1200 | 7/8 | 3/8 | 3/4 | 3/8 | 7/8 | 3/8 | A4TXV01 |
| E(U,C,M,H)1P43C | A95DF1E090C16S | 16.0 | 12.5 | 36,000 | 27,000 | 1200 | 7/8 | 3/8 | 7/8 | 3/8 | 7/8 | 3/8 | A4TXV01 |
| E(U,C,M)1P30B | A95DF2V045B12S | 16.5 | 11.5 | 34,500 | 26,000 | 1200 | 7/8 | 3/8 | 3/4 | 3/8 | 7/8 | 3/8 | A4TXV01 |
| E(U,C,M,H)1P36B | A95DF2V045B12S | 17.0 | 12.0 | 36,000 | 27,000 | 1200 | 7/8 | 3/8 | 3/4 | 3/8 | 7/8 | 3/8 | A4TXV01 |
| E(U,C,M,H)1P43B | A95DF2V045B12S | 17.0 | 12.5 | 36,000 | 27,000 | 1200 | 7/8 | 3/8 | 7/8 | 3/8 | 7/8 | 3/8 | A4TXV01 |
| E(U,C,M)1P30B | A95DF2V070B16S | 16.5 | 11.5 | 34,500 | 26,000 | 1200 | 7/8 | 3/8 | 3/4 | 3/8 | 7/8 | 3/8 | A4TXV01 |
| E(U,C,M,H)1P36B | A95DF2V070B16S | 17.0 | 12.0 | 36,000 | 27,000 | 1200 | 7/8 | 3/8 | 3/4 | 3/8 | 7/8 | 3/8 | A4TXV01 |
| E(U,C,M,H)1P43B | A95DF2V070B16S | 17.0 | 12.0 | 36,000 | 27,000 | 1200 | 7/8 | 3/8 | 7/8 | 3/8 | 7/8 | 3/8 | A4TXV01 |
| E(U,C,H)1P62C | A95DF2V090C20S | 18.0 | 13.0 | 36,000 | 27,000 | 1200 | 7/8 | 3/8 | 7/8 | 3/8 | 7/8 | 3/8 | A4TXV01 |
| E(U,C,M)1P30C | A95DF2V090C20S | 17.0 | 12.0 | 34,500 | 26,000 | 1200 | 7/8 | 3/8 | 3/4 | 3/8 | 7/8 | 3/8 | A4TXV01 |
| E(U,C,M,H)1P36C | A95DF2V090C20S | 17.5 | 12.5 | 36,000 | 27,000 | 1200 | 7/8 | 3/8 | 3/4 | 3/8 | 7/8 | 3/8 | A4TXV01 |
| E(U,C,M,H)1P43C | A95DF2V090C20S | 17.5 | 12.5 | 36,000 | 27,000 | 1200 | 7/8 | 3/8 | 7/8 | 3/8 | 7/8 | 3/8 | A4TXV01 |
| E(U,C,H)1P62C | A95DF2V110C20S | 17.5 | 12.5 | 36,000 | 27,000 | 1200 | 7/8 | 3/8 | 7/8 | 3/8 | 7/8 | 3/8 | A4TXV01 |
| E(U,C,M)1P30C | A95DF2V110C20S | 17.0 | 12.0 | 34,500 | 26,000 | 1200 | 7/8 | 3/8 | 3/4 | 3/8 | 7/8 | 3/8 | A4TXV01 |
| E(U,C,M,H)1P36C | A95DF2V110C20S | 17.5 | 12.0 | 36,000 | 27,000 | 1200 | 7/8 | 3/8 | 3/4 | 3/8 | 7/8 | 3/8 | A4TXV01 |
| E(U,C,M,H)1P43C | A95DF2V110C20S | 17.5 | 12.5 | 36,000 | 27,000 | 1200 | 7/8 | 3/8 | 7/8 | 3/8 | 7/8 | 3/8 | A4TXV01 |
| E(U,C,M)1P30B | A95UH1E045B12S | 15.5 | 11.5 | 34,500 | 26,000 | 1200 | 7/8 | 3/8 | 3/4 | 3/8 | 7/8 | 3/8 | A4TXV01 |
| E(U,C,M,H)1P36B | A95UH1E045B12S | 15.5 | 11.5 | 36,000 | 27,000 | 1200 | 7/8 | 3/8 | 3/4 | 3/8 | 7/8 | 3/8 | A4TXV01 |
| E(U,C,M,H)1P43B | A95UH1E045B12S | 15.5 | 12.0 | 36,000 | 27,000 | 1200 | 7/8 | 3/8 | 7/8 | 3/8 | 7/8 | 3/8 | A4TXV01 |
| E(U,C,M)1P30B | A95UH1E070B12S | 16.5 | 11.5 | 34,500 | 26,000 | 1200 | 7/8 | 3/8 | 3/4 | 3/8 | 7/8 | 3/8 | A4TXV01 |
| E(U,C,M,H)1P36B | A95UH1E070B12S | 17.0 | 12.0 | 36,000 | 27,000 | 1200 | 7/8 | 3/8 | 3/4 | 3/8 | 7/8 | 3/8 | A4TXV01 |
| (U,C,M,H)1P43B | A95UH1E070B12S | 17.0 | 12.0 | 36,000 | 27,000 | 1200 | 7/8 | 3/8 | 7/8 | 3/8 | 7/8 | 3/8 | A4TXV01 |
| E(U,C,H)1P62C | A95UH1E090C16S | 16.5 | 13.0 | 36,000 | 27,000 | 1200 | 7/8 | 3/8 | 7/8 | 3/8 | 7/8 | 3/8 | A4TXV01 |
| E(U,C,M)1P30C | A95UH1E090C16S | 16.0 | 12.0 | 34,500 | 26,000 | 1200 | 7/8 | 3/8 | 3/4 | 3/8 | 7/8 | 3/8 | A4TXV01 |
| E(U,C,M,H)1P36C | A95UH1E090C16S | 16.5 | 12.5 | 36,000 | 27,000 | 1200 | 7/8 | 3/8 | 3/4 | 3/8 | 7/8 | 3/8 | A4TXV01 |

**4SCU18LS136P Continued**

| Indoor Model | | SEER | EER | AHRI Rated Capacity (BTUH) | Sensible Rated Capacity | CFM | Refrigerant Connection | | | | Refrigerant Line Size | | TXV |
|---|---|---|---|---|---|---|---|---|---|---|---|---|---|
| | | | | | | | Outdoor | | Indoor | | | | |
| Evaporator Coil or Air Handler | Variable Speed Furmace | | | | | | Suction | Liquid | Suction | Liquid | Suction | Liquid | |
| E(U,C,M,H)1P43C | A95UH1E090C16S | 16.0 | 12.5 | 36,000 | 27,000 | 1200 | 7/8 | 3/8 | 7/8 | 3/8 | 7/8 | 3/8 | A4TXV01 |
| E(U,C,M)1P30B | A95UH2V045B12S | 16.5 | 11.5 | 34,500 | 26,000 | 1200 | 7/8 | 3/8 | 3/4 | 3/8 | 7/8 | 3/8 | A4TXV01 |
| E(U,C,M,H)1P36B | A95UH2V045B12S | 17.0 | 12.0 | 36,000 | 27,000 | 1200 | 7/8 | 3/8 | 3/4 | 3/8 | 7/8 | 3/8 | A4TXV01 |
| E(U,C,M,H)1P43B | A95UH2V045B12S | 17.5 | 12.5 | 36,000 | 27,000 | 1200 | 7/8 | 3/8 | 7/8 | 3/8 | 7/8 | 3/8 | A4TXV01 |
| E(U,C,M)1P30B | A95UH2V070B12S | 17.0 | 11.5 | 34,500 | 26,000 | 1200 | 7/8 | 3/8 | 3/4 | 3/8 | 7/8 | 3/8 | A4TXV01 |
| E(U,C,M,H)1P36B | A95UH2V070B12S | 17.0 | 12.0 | 36,000 | 27,000 | 1200 | 7/8 | 3/8 | 3/4 | 3/8 | 7/8 | 3/8 | A4TXV01 |
| E(U,C,M,H)1P43B | A95UH2V070B12S | 17.5 | 12.0 | 36,000 | 27,000 | 1200 | 7/8 | 3/8 | 7/8 | 3/8 | 7/8 | 3/8 | A4TXV01 |
| E(U,C,H)1P62C | A95UH2V090C12S | 18.0 | 13.0 | 36,000 | 27,000 | 1200 | 7/8 | 3/8 | 7/8 | 3/8 | 7/8 | 3/8 | A4TXV01 |
| E(U,C,M)1P30C | A95UH2V090C12S | 17.0 | 12.0 | 34,500 | 26,000 | 1200 | 7/8 | 3/8 | 3/4 | 3/8 | 7/8 | 3/8 | A4TXV01 |
| E(U,C,M,H)1P36C | A95UH2V090C12S | 17.0 | 12.5 | 36,000 | 27,000 | 1200 | 7/8 | 3/8 | 3/4 | 3/8 | 7/8 | 3/8 | A4TXV01 |
| E(U,C,M,H)1P43C | A95UH2V090C12S | 17.5 | 12.5 | 36,000 | 27,000 | 1200 | 7/8 | 3/8 | 7/8 | 3/8 | 7/8 | 3/8 | A4TXV01 |
| E(U,C,H)1P62C | A95UH2V090C16S | 18.0 | 13.0 | 36,000 | 27,000 | 1200 | 7/8 | 3/8 | 7/8 | 3/8 | 7/8 | 3/8 | A4TXV01 |
| E(U,C,M)1P30C | A95UH2V090C16S | 17.0 | 12.0 | 34,500 | 26,000 | 1200 | 7/8 | 3/8 | 3/4 | 3/8 | 7/8 | 3/8 | A4TXV01 |
| E(U,C,M,H)1P36C | A95UH2V090C16S | 17.5 | 12.5 | 36,000 | 27,000 | 1200 | 7/8 | 3/8 | 3/4 | 3/8 | 7/8 | 3/8 | A4TXV01 |
| E(U,C,M,H)1P43C | A95UH2V090C16S | 17.5 | 12.5 | 36,000 | 27,000 | 1200 | 7/8 | 3/8 | 7/8 | 3/8 | 7/8 | 3/8 | A4TXV01 |
| E(U,C,H)1P62C | A95UH2V090C20S | 18.0 | 13.0 | 36,000 | 27,000 | 1200 | 7/8 | 3/8 | 7/8 | 3/8 | 7/8 | 3/8 | A4TXV01 |
| E(U,C,M)1P30C | A95UH2V090C20S | 17.0 | 12.0 | 34,500 | 26,000 | 1200 | 7/8 | 3/8 | 3/4 | 3/8 | 7/8 | 3/8 | A4TXV01 |
| E(U,C,M,H)1P36C | A95UH2V090C20S | 17.5 | 12.5 | 36,000 | 27,000 | 1200 | 7/8 | 3/8 | 3/4 | 3/8 | 7/8 | 3/8 | A4TXV01 |
| E(U,C,M,H)1P43C | A95UH2V090C20S | 17.5 | 12.5 | 36,000 | 27,000 | 1200 | 7/8 | 3/8 | 7/8 | 3/8 | 7/8 | 3/8 | A4TXV01 |
| E(U,C,H)1P62C | A95UH2V110C16S | 18.0 | 13.0 | 36,000 | 27,000 | 1200 | 7/8 | 3/8 | 7/8 | 3/8 | 7/8 | 3/8 | A4TXV01 |
| E(U,C,M)1P30C | A95UH2V110C16S | 17.0 | 12.0 | 34,500 | 26,000 | 1200 | 7/8 | 3/8 | 3/4 | 3/8 | 7/8 | 3/8 | A4TXV01 |
| E(U,C,M,H)1P36C | A95UH2V110C16S | 17.5 | 12.5 | 36,000 | 27,000 | 1200 | 7/8 | 3/8 | 3/4 | 3/8 | 7/8 | 3/8 | A4TXV01 |
| E(U,C,M,H)1P43C | A95UH2V110C16S | 17.5 | 12.5 | 36,000 | 27,000 | 1200 | 7/8 | 3/8 | 7/8 | 3/8 | 7/8 | 3/8 | A4TXV01 |
| E(U,C,M,H)1P36B | A96DFMV070B12<br>A97DSMV070B12 | 17.0 | 12.0 | 36,000 | 27,000 | 1200 | 7/8 | 3/8 | 3/4 | 3/8 | 7/8 | 3/8 | A4TXV01 |
| E(U,C,M,H)1P43B | A96DFMV070B12<br>A97DSMV070B12 | 17.0 | 12.5 | 36,000 | 27,000 | 1200 | 7/8 | 3/8 | 7/8 | 3/8 | 7/8 | 3/8 | A4TXV01 |
| E(U,C,H)1P62C | A96DFMV090C16<br>A97DSMV090C16 | 17.5 | 13.0 | 36,000 | 27,000 | 1200 | 7/8 | 3/8 | 7/8 | 3/8 | 7/8 | 3/8 | A4TXV01 |
| E(U,C,M,H)1P36C | A96DFMV090C16<br>A97DSMV090C16 | 17.5 | 12.5 | 36,000 | 27,000 | 1200 | 7/8 | 3/8 | 3/4 | 3/8 | 7/8 | 3/8 | A4TXV01 |
| E(U,C,M,H)1P43C | A96DFMV090C16<br>A97DSMV090C16 | 17.0 | 12.5 | 36,000 | 27,000 | 1200 | 7/8 | 3/8 | 7/8 | 3/8 | 7/8 | 3/8 | A4TXV01 |
| E(U,C,H)1P62C | A96DFMV090C20<br>A97DSMV090C20 | 17.5 | 13.0 | 36,000 | 27,000 | 1200 | 7/8 | 3/8 | 7/8 | 3/8 | 7/8 | 3/8 | A4TXV01 |
| E(U,C,M,H)1P36C | A96DFMV090C20<br>A97DSMV090C20 | 17.0 | 12.5 | 36,000 | 27,000 | 1200 | 7/8 | 3/8 | 3/4 | 3/8 | 7/8 | 3/8 | A4TXV01 |
| E(U,C,M,H)1P43C | A96DFMV090C20<br>A97DSMV090C20 | 17.0 | 12.5 | 36,000 | 27,000 | 1200 | 7/8 | 3/8 | 7/8 | 3/8 | 7/8 | 3/8 | A4TXV01 |
| E(U,C,H)1P62C | A96DFMV110C20<br>A97DSMV110C20 | 17.5 | 13.0 | 36,000 | 27,000 | 1200 | 7/8 | 3/8 | 7/8 | 3/8 | 7/8 | 3/8 | A4TXV01 |
| E(U,C,M,H)1P36C | A96DFMV110C20<br>A97DSMV110C20 | 17.0 | 12.5 | 36,000 | 27,000 | 1200 | 7/8 | 3/8 | 3/4 | 3/8 | 7/8 | 3/8 | A4TXV01 |
| E(U,C,M,H)1P43C | A96DFMV110C20<br>A97DSMV110C20 | 17.0 | 12.5 | 36,000 | 27,000 | 1200 | 7/8 | 3/8 | 7/8 | 3/8 | 7/8 | 3/8 | A4TXV01 |
| E(U,C,M,H)1P36B | A96UHMV070B12<br>A97USMV070B12 | 17.0 | 12.0 | 36,000 | 27,000 | 1200 | 7/8 | 3/8 | 3/4 | 3/8 | 7/8 | 3/8 | A4TXV01 |
| E(U,C,M,H)1P43B | A96UHMV070B12<br>A97USMV070B12 | 17.0 | 12.5 | 36,000 | 27,000 | 1200 | 7/8 | 3/8 | 7/8 | 3/8 | 7/8 | 3/8 | A4TXV01 |
| E(U,C,H)1P62C | A96UHMV090C12<br>A97USMV090C12 | 18.0 | 13.0 | 36,000 | 27,000 | 1200 | 7/8 | 3/8 | 7/8 | 3/8 | 7/8 | 3/8 | A4TXV01 |
| E(U,C,M,H)1P36C | A96UHMV090C12<br>A97USMV090C12 | 17.5 | 12.5 | 36,000 | 27,000 | 1200 | 7/8 | 3/8 | 3/4 | 3/8 | 7/8 | 3/8 | A4TXV01 |
| E(U,C,M,H)1P43C | A96UHMV090C12<br>A97USMV090C12 | 17.0 | 12.5 | 36,000 | 27,000 | 1200 | 7/8 | 3/8 | 7/8 | 3/8 | 7/8 | 3/8 | A4TXV01 |
| E(U,C,H)1P62C | A96UHMV110C20<br>A97USMV110C20 | 18.0 | 13.0 | 36,000 | 27,000 | 1200 | 7/8 | 3/8 | 7/8 | 3/8 | 7/8 | 3/8 | A4TXV01 |
| E(U,C,M,H)1P36C | A96UHMV110C20<br>A97USMV110C20 | 17.5 | 12.5 | 36,000 | 27,000 | 1200 | 7/8 | 3/8 | 3/4 | 3/8 | 7/8 | 3/8 | A4TXV01 |
| E(U,C,M,H)1P43C | A96UHMV110C20<br>A97USMV110C20 | 17.0 | 12.5 | 36,000 | 27,000 | 1200 | 7/8 | 3/8 | 7/8 | 3/8 | 7/8 | 3/8 | A4TXV01 |
| E(U,C,H)1P62C | LBR84-95V14 | 15.8 | 12.0 | 36,000 | 27,000 | 1200 | 7/8 | 3/8 | 7/8 | 3/8 | 7/8 | 3/8 | A4TXV01 |
| E(U,C,H)1P62C | LHF84-95V12 | 15.8 | 12.0 | 36,000 | 27,000 | 1200 | 7/8 | 3/8 | 7/8 | 3/8 | 7/8 | 3/8 | A4TXV01 |
| E(U,C,H)1P62C | LHR84-95V12 | 15.8 | 12.3 | 36,000 | 27,000 | 1200 | 7/8 | 3/8 | 7/8 | 3/8 | 7/8 | 3/8 | A4TXV01 |
| E(U,C,H)1P62C | LUF112-125V20 | 15.8 | 12.3 | 36,000 | 27,000 | 1200 | 7/8 | 3/8 | 7/8 | 3/8 | 7/8 | 3/8 | A4TXV01 |
| E(U,C,H)1P62C | LUF57-72V12 | 15.8 | 12.0 | 36,000 | 27,000 | 1200 | 7/8 | 3/8 | 7/8 | 3/8 | 7/8 | 3/8 | A4TXV01 |
| E(U,C,H)1P62C | LUF84-95V14 | 15.8 | 12.3 | 36,000 | 27,000 | 1200 | 7/8 | 3/8 | 7/8 | 3/8 | 7/8 | 3/8 | A4TXV01 |

***Continued on the Following Page***

**4SCU148P**

| Indoor Model | | SEER | EER | AHRI Rated Capacity (BTUH) | Sensible Rated Capacity | CFM | Refrigerant Connection | | | | Refrigerant Line Size | | TXV |
|---|---|---|---|---|---|---|---|---|---|---|---|---|---|
| | | | | | | | Outdoor | | Indoor | | | | |
| Evaporator Coil or Air Handler | Variable Speed Furnace | | | | | | Suction | Liquid | Suction | Liquid | Suction | Liquid | |
| BCS2M48@00NA1P | | 15.5 | 12.0 | 46,500 | 34,400 | 1600 | 7/8 | 3/8 | 7/8 | 3/8 | 1 1/8 | 3/8 | H4TXV03 |
| E(U,C,H)1P49C | EFV16CC | 15.5 | 12.0 | 46,500 | 34,400 | 1600 | 7/8 | 3/8 | 7/8 | 3/8 | 1 1/8 | 3/8 | H4TXV03 |
| E(U,C,H)1P62C | EFV16CC | 15.5 | 11.5 | 47,000 | 34,800 | 1600 | 7/8 | 3/8 | 7/8 | 3/8 | 1 1/8 | 3/8 | H4TXV03 |
| E(U,C,M)1P48C | EFV16CC | 15.1 | 11.5 | 46,500 | 34,400 | 1600 | 7/8 | 3/8 | 7/8 | 3/8 | 1 1/8 | 3/8 | H4TXV03 |
| E(U,C,H)1P62D | EFV20DC | 15.5 | 12.0 | 46,000 | 34,100 | 1600 | 7/8 | 3/8 | 7/8 | 3/8 | 1 1/8 | 3/8 | H4TXV03 |
| E(U,C,H)1P49C | A80DF1E110C20 | 15.1 | 12.0 | 47,000 | 34,800 | 1600 | 7/8 | 3/8 | 7/8 | 3/8 | 1 1/8 | 3/8 | H4TXV03 |
| E(U,C,H)1P62C | A80DF1E110C20 | 15.1 | 12.0 | 47,000 | 34,800 | 1600 | 7/8 | 3/8 | 7/8 | 3/8 | 1 1/8 | 3/8 | H4TXV03 |
| E(U,C,M)1P48C | A80DF1E110C20 | 14.5 | 11.5 | 46,500 | 34,800 | 1600 | 7/8 | 3/8 | 7/8 | 3/8 | 1 1/8 | 3/8 | H4TXV03 |
| E(U,C,H)1P49C | A80+2V110C20 | 15.5 | 12.0 | 47,000 | 34,800 | 1600 | 7/8 | 3/8 | 7/8 | 3/8 | 1 1/8 | 3/8 | H4TXV03 |
| E(U,C,H)1P62C | A80+2V110C20 | 15.5 | 12.0 | 47,000 | 34,800 | 1600 | 7/8 | 3/8 | 7/8 | 3/8 | 1 1/8 | 3/8 | H4TXV03 |
| E(U,C,M)1P48C | A80+2V110C20 | 15.0 | 11.5 | 46,500 | 34,800 | 1600 | 7/8 | 3/8 | 7/8 | 3/8 | 1 1/8 | 3/8 | H4TXV03 |
| E(U,C,H)1P49C | A80UH1E090C20* | 15.1 | 12.0 | 46,500 | 34,400 | 1550 | 7/8 | 3/8 | 7/8 | 3/8 | 1 1/8 | 3/8 | H4TXV03 |
| E(U,C,H)1P62C | A80UH1E090C20* | 15.1 | 12.0 | 47,000 | 34,800 | 1550 | 7/8 | 3/8 | 7/8 | 3/8 | 1 1/8 | 3/8 | H4TXV03 |
| E(U,C,M)1P48C | A80UH1E090C20* | 14.5 | 11.7 | 46,000 | 34,100 | 1550 | 7/8 | 3/8 | 7/8 | 3/8 | 1 1/8 | 3/8 | H4TXV03 |
| E(U,C,H)1P49C | A80UH1E110C20* | 15.1 | 12.0 | 46,500 | 34,400 | 1550 | 7/8 | 3/8 | 7/8 | 3/8 | 1 1/8 | 3/8 | H4TXV03 |
| E(U,C,H)1P62C | A80UH1E110C20* | 15.1 | 12.0 | 47,000 | 34,800 | 1550 | 7/8 | 3/8 | 7/8 | 3/8 | 1 1/8 | 3/8 | H4TXV03 |
| E(U,C,M)1P48C | A80UH1E110C20* | 14.5 | 11.7 | 46,000 | 34,100 | 1550 | 7/8 | 3/8 | 7/8 | 3/8 | 1 1/8 | 3/8 | H4TXV03 |
| E(U,C,H)1P49C | A80#2V090C20 | 15.5 | 12.0 | 47,000 | 34,800 | 1600 | 7/8 | 3/8 | 7/8 | 3/8 | 1 1/8 | 3/8 | H4TXV03 |
| E(U,C,H)1P62C | A80#2V090C20 | 15.5 | 12.0 | 47,000 | 34,800 | 1600 | 7/8 | 3/8 | 7/8 | 3/8 | 1 1/8 | 3/8 | H4TXV03 |
| E(U,C,M)1P48C | A80#2V090C20 | 14.5 | 11.5 | 46,500 | 34,800 | 1600 | 7/8 | 3/8 | 7/8 | 3/8 | 1 1/8 | 3/8 | H4TXV03 |
| E(U,C,H)1P49C | A80#2V110C20 | 15.5 | 12.0 | 47,000 | 34,800 | 1600 | 7/8 | 3/8 | 7/8 | 3/8 | 1 1/8 | 3/8 | H4TXV03 |
| E(U,C,H)1P62C | A80#2V110C20 | 15.5 | 12.0 | 47,000 | 34,800 | 1600 | 7/8 | 3/8 | 7/8 | 3/8 | 1 1/8 | 3/8 | H4TXV03 |
| E(U,C,M)1P48C | A80#2V110C20 | 14.5 | 11.5 | 46,500 | 34,800 | 1600 | 7/8 | 3/8 | 7/8 | 3/8 | 1 1/8 | 3/8 | H4TXV03 |
| E(U,C,H)1P62D | A80#2V135D20 | 15.5 | 12.0 | 47,000 | 34,800 | 1600 | 7/8 | 3/8 | 7/8 | 3/8 | 1 1/8 | 3/8 | H4TXV03 |
| E(U,C,H)1P49C | A95DF1E110C20S | 15.1 | 12.0 | 47,000 | 34,800 | 1600 | 7/8 | 3/8 | 7/8 | 3/8 | 1 1/8 | 3/8 | H4TXV03 |
| E(U,C,H)1P62C | A95DF1E110C20S | 15.1 | 12.0 | 47,000 | 34,800 | 1600 | 7/8 | 3/8 | 7/8 | 3/8 | 1 1/8 | 3/8 | H4TXV03 |
| E(U,C,M)1P48C | A95DF1E110C20S | 14.0 | 11.5 | 46,500 | 34,800 | 1600 | 7/8 | 3/8 | 7/8 | 3/8 | 1 1/8 | 3/8 | H4TXV03 |
| BCS2M48@00NA1P | | 15.5 | 12.0 | 46,500 | 34,400 | 1600 | 7/8 | 3/8 | 7/8 | 3/8 | 1 1/8 | 3/8 | H4TXV03 |
| E(U,C,H)1P49C | EFV16CC | 15.5 | 12.0 | 46,500 | 34,400 | 1600 | 7/8 | 3/8 | 7/8 | 3/8 | 1 1/8 | 3/8 | H4TXV03 |
| E(U,C,H)1P62C | EFV16CC | 15.5 | 11.5 | 47,000 | 34,800 | 1600 | 7/8 | 3/8 | 7/8 | 3/8 | 1 1/8 | 3/8 | H4TXV03 |
| E(U,C,M)1P48C | EFV16CC | 15.1 | 11.5 | 46,500 | 34,400 | 1600 | 7/8 | 3/8 | 7/8 | 3/8 | 1 1/8 | 3/8 | H4TXV03 |
| E(U,C,H)1P62D | EFV20DC | 15.5 | 12.0 | 46,000 | 34,100 | 1600 | 7/8 | 3/8 | 7/8 | 3/8 | 1 1/8 | 3/8 | H4TXV03 |
| E(U,C,H)1P49C | A80DF1E110C20 | 15.1 | 12.0 | 47,000 | 34,800 | 1600 | 7/8 | 3/8 | 7/8 | 3/8 | 1 1/8 | 3/8 | H4TXV03 |
| E(U,C,H)1P62C | A80DF1E110C20 | 15.1 | 12.0 | 47,000 | 34,800 | 1600 | 7/8 | 3/8 | 7/8 | 3/8 | 1 1/8 | 3/8 | H4TXV03 |
| E(U,C,M)1P48C | A80DF1E110C20 | 14.5 | 11.5 | 46,500 | 34,800 | 1600 | 7/8 | 3/8 | 7/8 | 3/8 | 1 1/8 | 3/8 | H4TXV03 |
| E(U,C,H)1P49C | A80+2V110C20 | 15.5 | 12.0 | 47,000 | 34,800 | 1600 | 7/8 | 3/8 | 7/8 | 3/8 | 1 1/8 | 3/8 | H4TXV03 |
| E(U,C,H)1P62C | A80+2V110C20 | 15.5 | 12.0 | 47,000 | 34,800 | 1600 | 7/8 | 3/8 | 7/8 | 3/8 | 1 1/8 | 3/8 | H4TXV03 |
| E(U,C,M)1P48C | A80+2V110C20 | 15.0 | 11.5 | 46,500 | 34,800 | 1600 | 7/8 | 3/8 | 7/8 | 3/8 | 1 1/8 | 3/8 | H4TXV03 |
| E(U,C,H)1P49C | A80UH1E090C20* | 15.1 | 12.0 | 46,500 | 34,400 | 1550 | 7/8 | 3/8 | 7/8 | 3/8 | 1 1/8 | 3/8 | H4TXV03 |
| E(U,C,H)1P62C | A80UH1E090C20* | 15.1 | 12.0 | 47,000 | 34,800 | 1550 | 7/8 | 3/8 | 7/8 | 3/8 | 1 1/8 | 3/8 | H4TXV03 |
| E(U,C,M)1P48C | A80UH1E090C20* | 14.5 | 11.7 | 46,000 | 34,100 | 1550 | 7/8 | 3/8 | 7/8 | 3/8 | 1 1/8 | 3/8 | H4TXV03 |
| E(U,C,H)1P49C | A80UH1E110C20* | 15.1 | 12.0 | 46,500 | 34,400 | 1550 | 7/8 | 3/8 | 7/8 | 3/8 | 1 1/8 | 3/8 | H4TXV03 |
| E(U,C,H)1P62C | A80UH1E110C20* | 15.1 | 12.0 | 47,000 | 34,800 | 1550 | 7/8 | 3/8 | 7/8 | 3/8 | 1 1/8 | 3/8 | H4TXV03 |
| E(U,C,M)1P48C | A80UH1E110C20* | 14.5 | 11.7 | 46,000 | 34,100 | 1550 | 7/8 | 3/8 | 7/8 | 3/8 | 1 1/8 | 3/8 | H4TXV03 |
| E(U,C,H)1P49C | A80#2V090C20 | 15.5 | 12.0 | 47,000 | 34,800 | 1600 | 7/8 | 3/8 | 7/8 | 3/8 | 1 1/8 | 3/8 | H4TXV03 |
| E(U,C,H)1P62C | A80#2V090C20 | 15.5 | 12.0 | 47,000 | 34,800 | 1600 | 7/8 | 3/8 | 7/8 | 3/8 | 1 1/8 | 3/8 | H4TXV03 |
| E(U,C,M)1P48C | A80#2V090C20 | 14.5 | 11.5 | 46,500 | 34,800 | 1600 | 7/8 | 3/8 | 7/8 | 3/8 | 1 1/8 | 3/8 | H4TXV03 |
| E(U,C,H)1P49C | A80#2V110C20 | 15.5 | 12.0 | 47,000 | 34,800 | 1600 | 7/8 | 3/8 | 7/8 | 3/8 | 1 1/8 | 3/8 | H4TXV03 |
| E(U,C,H)1P62C | A80#2V110C20 | 15.5 | 12.0 | 47,000 | 34,800 | 1600 | 7/8 | 3/8 | 7/8 | 3/8 | 1 1/8 | 3/8 | H4TXV03 |
| E(U,C,M)1P48C | A80#2V110C20 | 14.5 | 11.5 | 46,500 | 34,800 | 1600 | 7/8 | 3/8 | 7/8 | 3/8 | 1 1/8 | 3/8 | H4TXV03 |
| E(U,C,H)1P62D | A80#2V135D20 | 15.5 | 12.0 | 47,000 | 34,800 | 1600 | 7/8 | 3/8 | 7/8 | 3/8 | 1 1/8 | 3/8 | H4TXV03 |
| E(U,C,H)1P49C | A95DF1E110C20S | 15.1 | 12.0 | 47,000 | 34,800 | 1600 | 7/8 | 3/8 | 7/8 | 3/8 | 1 1/8 | 3/8 | H4TXV03 |
| E(U,C,H)1P62C | A95DF1E110C20S | 15.1 | 12.0 | 47,000 | 34,800 | 1600 | 7/8 | 3/8 | 7/8 | 3/8 | 1 1/8 | 3/8 | H4TXV03 |
| E(U,C,M)1P48C | A95DF1E110C20S | 14.0 | 11.5 | 46,500 | 34,800 | 1600 | 7/8 | 3/8 | 7/8 | 3/8 | 1 1/8 | 3/8 | H4TXV03 |

***Continued on the Following Page***

**4SCU148P Continued**

| Indoor Model | | SEER | EER | AHRI Rated Capacity (BTUH) | Sensible Rated Capacity | CFM | Refrigerant Connection | | | | Refrigerant Line Size | | TXV |
|---|---|---|---|---|---|---|---|---|---|---|---|---|---|
| | | | | | | | Outdoor | | Indoor | | | | |
| Evaporator Coil or Air Handler | Variable Speed Furmace | | | | | | Suction | Liquid | Suction | Liquid | Suction | Liquid | |
| E(U,C,M)1P48C | A95UH2V110C16S | 14.8 | 11.5 | 46,500 | 34,400 | 1600 | 7/8 | 3/8 | 7/8 | 3/8 | 1 1/8 | 3/8 | H4TXV03 |
| E(U,C,H)1P49C | A95UH2V110C20S | 15.5 | 11.5 | 47,000 | 34,800 | 1600 | 7/8 | 3/8 | 7/8 | 3/8 | 1 1/8 | 3/8 | H4TXV03 |
| E(U,C,H)1P62C | A95UH2V110C20S | 15.5 | 12.0 | 47,000 | 34,800 | 1600 | 7/8 | 3/8 | 7/8 | 3/8 | 1 1/8 | 3/8 | H4TXV03 |
| E(U,C,M)1P48C | A95UH2V110C20S | 14.8 | 11.0 | 46,500 | 34,400 | 1600 | 7/8 | 3/8 | 7/8 | 3/8 | 1 1/8 | 3/8 | H4TXV03 |
| E(U,C,H)1P62D | A95UH2V135D20S | 15.5 | 12.0 | 47,000 | 34,800 | 1600 | 7/8 | 3/8 | 7/8 | 3/8 | 1 1/8 | 3/8 | H4TXV03 |
| E(U,C,H)1P49C | A96DFMV090C16<br>A97DSMV090C16 | 15.5 | 11.5 | 47,000 | 34,800 | 1600 | 7/8 | 3/8 | 7/8 | 3/8 | 1 1/8 | 3/8 | H4TXV03 |
| E(U,C,H)1P62C | A96DFMV090C16<br>A97DSMV090C16 | 15.5 | 11.5 | 47,000 | 34,800 | 1600 | 7/8 | 3/8 | 7/8 | 3/8 | 1 1/8 | 3/8 | H4TXV03 |
| E(U,C,M)1P48C | A96DFMV090C16<br>A97DSMV090C16 | 14.5 | 11.0 | 46,000 | 34,400 | 1600 | 7/8 | 3/8 | 7/8 | 3/8 | 1 1/8 | 3/8 | H4TXV03 |
| E(U,C,H)1P49C | A96DFMV090C20<br>A97DSMV090C20 | 15.5 | 11.5 | 47,000 | 34,800 | 1600 | 7/8 | 3/8 | 7/8 | 3/8 | 1 1/8 | 3/8 | H4TXV03 |
| E(U,C,H)1P62C | A96DFMV090C20<br>A97DSMV090C20 | 15.5 | 11.5 | 47,000 | 34,800 | 1600 | 7/8 | 3/8 | 7/8 | 3/8 | 1 1/8 | 3/8 | H4TXV03 |
| E(U,C,M)1P48C | A96DFMV090C20<br>A97DSMV090C20 | 14.5 | 11.0 | 46,000 | 34,400 | 1600 | 7/8 | 3/8 | 7/8 | 3/8 | 1 1/8 | 3/8 | H4TXV03 |
| E(U,C,H)1P49C | A96DFMV110C20<br>A97DSMV110C20 | 15.5 | 11.5 | 47,000 | 34,800 | 1600 | 7/8 | 3/8 | 7/8 | 3/8 | 1 1/8 | 3/8 | H4TXV03 |
| E(U,C,H)1P62C | A96DFMV110C20<br>A97DSMV110C20 | 15.5 | 11.5 | 47,000 | 34,800 | 1600 | 7/8 | 3/8 | 7/8 | 3/8 | 1 1/8 | 3/8 | H4TXV03 |
| E(U,C,M)1P48C | A96DFMV110C20<br>A97DSMV110C20 | 15.0 | 11.0 | 46,000 | 34,400 | 1600 | 7/8 | 3/8 | 7/8 | 3/8 | 1 1/8 | 3/8 | H4TXV03 |
| E(U,C,H)1P49C | A96UHMV090C16<br>A97USMV090C16 | 15.5 | 11.5 | 47,000 | 34,800 | 1600 | 7/8 | 3/8 | 7/8 | 3/8 | 1 1/8 | 3/8 | H4TXV03 |
| E(U,C,H)1P62C | A96UHMV090C16<br>A97USMV090C16 | 15.5 | 11.5 | 47,000 | 34,800 | 1600 | 7/8 | 3/8 | 7/8 | 3/8 | 1 1/8 | 3/8 | H4TXV03 |
| E(U,C,M)1P48C | A96UHMV090C16<br>A97USMV090C16 | 14.5 | 11.0 | 46,000 | 34,400 | 1600 | 7/8 | 3/8 | 7/8 | 3/8 | 1 1/8 | 3/8 | H4TXV03 |
| E(U,C,H)1P49C | A96UHMV090C20<br>A97USMV090C20 | 15.5 | 11.5 | 47,000 | 34,800 | 1600 | 7/8 | 3/8 | 7/8 | 3/8 | 1 1/8 | 3/8 | H4TXV03 |
| E(U,C,H)1P62C | A96UHMV090C20<br>A97USMV090C20 | 15.5 | 11.5 | 47,000 | 34,800 | 1600 | 7/8 | 3/8 | 7/8 | 3/8 | 1 1/8 | 3/8 | H4TXV03 |
| E(U,C,M)1P48C | A96UHMV090C20<br>A97USMV090C20 | 15.0 | 11.5 | 46,500 | 34,400 | 1600 | 7/8 | 3/8 | 7/8 | 3/8 | 1 1/8 | 3/8 | H4TXV03 |
| E(U,C,H)1P49C | A96UHMV110C20<br>A97USMV110C20 | 15.5 | 12.0 | 47,000 | 34,800 | 1600 | 7/8 | 3/8 | 7/8 | 3/8 | 1 1/8 | 3/8 | H4TXV03 |
| E(U,C,H)1P62C | A96UHMV110C20<br>A97USMV110C20 | 15.5 | 12.0 | 47,000 | 34,800 | 1600 | 7/8 | 3/8 | 7/8 | 3/8 | 1 1/8 | 3/8 | H4TXV03 |
| E(U,C,M)1P48C | A96UHMV110C20<br>A97USMV110C20 | 14.5 | 11.0 | 46,000 | 34,400 | 1600 | 7/8 | 3/8 | 7/8 | 3/8 | 1 1/8 | 3/8 | H4TXV03 |
| E(U,C,H)1P62D | A96UHMV135D20<br>A97USMV135D20 | 15.5 | 12.0 | 47,000 | 34,800 | 1600 | 7/8 | 3/8 | 7/8 | 3/8 | 1 1/8 | 3/8 | H4TXV03 |
| E(U,C,H)1P62D | LUF*****V20 | 15.1 | 12.0 | 47,000 | 34,800 | 1600 | 7/8 | 3/8 | 7/8 | 3/8 | 1 1/8 | 3/8 | H4TXV03 |

***Continued on the Following Page***

**4SCU160P**

| Indoor Model | | SEER | EER | AHRI Rated Capacity (BTUH) | Sensible Rated Capacity | CFM | Refrigerant Connection | | | | Refrigerant Line Size | | TXV |
|---|---|---|---|---|---|---|---|---|---|---|---|---|---|
| | | | | | | | Outdoor | | Indoor | | | | |
| Evaporator Coil or Air Handler | Variable Speed Furmace | | | | | | Suction | Liquid | Suction | Liquid | Suction | Liquid | |
| BCS2M60@00NA1P | | 15.5 | 11.7 | 57,000 | 41,600 | 1800 | 7/8 | 3/8 | 7/8 | 3/8 | 1 1/8 | 3/8 | H4TXV03 |
| E(U,C,H)1P62C | EFV16CC | 15.5 | 11.5 | 57,500 | 42,000 | 1800 | 7/8 | 3/8 | 7/8 | 3/8 | 1 1/8 | 3/8 | H4TXV03 |
| E(U,C,H)1P62D | EFV20DC | 15.0 | 11.5 | 57,000 | 42,000 | 1800 | 7/8 | 3/8 | 7/8 | 3/8 | 1 1/8 | 3/8 | H4TXV03 |
| E(U,C,H)1P49C | A80DF1E110C20 | 15.1 | 12.0 | 57,500 | 42,000 | 1800 | 7/8 | 3/8 | 7/8 | 3/8 | 1 1/8 | 3/8 | H4TXV03 |
| E(U,C,H)1P62C | A80DF1E110C20 | 15.1 | 12.0 | 57,500 | 42,000 | 1800 | 7/8 | 3/8 | 7/8 | 3/8 | 1 1/8 | 3/8 | H4TXV03 |
| E(U,C,H)1P49C | A80+2V110C20 | 15.5 | 12.0 | 57,500 | 42,000 | 1800 | 7/8 | 3/8 | 7/8 | 3/8 | 1 1/8 | 3/8 | H4TXV03 |
| E(U,C,H)1P62C | A80+2V110C20 | 15.5 | 12.0 | 57,500 | 42,000 | 1800 | 7/8 | 3/8 | 7/8 | 3/8 | 1 1/8 | 3/8 | H4TXV03 |
| E(U,C,H)1P49C | A80UH1E090C20* | 15.5 | 12.0 | 57,000 | 41,600 | 1730 | 7/8 | 3/8 | 7/8 | 3/8 | 1 1/8 | 3/8 | H4TXV03 |
| E(U,C,H)1P62C | A80UH1E090C20* | 15.5 | 12.0 | 57,500 | 42,400 | 1730 | 7/8 | 3/8 | 7/8 | 3/8 | 1 1/8 | 3/8 | H4TXV03 |
| E(U,C,H)1P49C | A80UH1E110C20* | 15.5 | 12.0 | 57,000 | 41,600 | 1730 | 7/8 | 3/8 | 7/8 | 3/8 | 1 1/8 | 3/8 | H4TXV03 |
| E(U,C,H)1P62C | A80UH1E110C20* | 15.5 | 12.0 | 57,500 | 42,400 | 1730 | 7/8 | 3/8 | 7/8 | 3/8 | 1 1/8 | 3/8 | H4TXV03 |
| E(U,C,H)1P49C | A80#2V090C20 | 15.0 | 12.0 | 57,500 | 42,000 | 1800 | 7/8 | 3/8 | 7/8 | 3/8 | 1 1/8 | 3/8 | H4TXV03 |
| E(U,C,H)1P62C | A80#2V090C20 | 15.0 | 12.0 | 57,500 | 42,000 | 1800 | 7/8 | 3/8 | 7/8 | 3/8 | 1 1/8 | 3/8 | H4TXV03 |
| E(U,C,H)1P49C | A80#2V110C20 | 15.0 | 12.0 | 57,500 | 42,000 | 1800 | 7/8 | 3/8 | 7/8 | 3/8 | 1 1/8 | 3/8 | H4TXV03 |
| E(U,C,H)1P62C | A80#2V110C20 | 15.0 | 11.5 | 57,500 | 42,000 | 1800 | 7/8 | 3/8 | 7/8 | 3/8 | 1 1/8 | 3/8 | H4TXV03 |
| E(U,C,H)1P62D | A80#2V135D20 | 15.0 | 11.5 | 57,500 | 42,000 | 1800 | 7/8 | 3/8 | 7/8 | 3/8 | 1 1/8 | 3/8 | H4TXV03 |
| E(U,C,H)1P49C | A95DF1E110C20S | 15.1 | 11.5 | 57,500 | 42,000 | 1800 | 7/8 | 3/8 | 7/8 | 3/8 | 1 1/8 | 3/8 | H4TXV03 |
| E(U,C,H)1P62C | A95DF1E110C20S | 15.1 | 11.5 | 57,500 | 42,000 | 1800 | 7/8 | 3/8 | 7/8 | 3/8 | 1 1/8 | 3/8 | H4TXV03 |
| E(U,C,H)1P49C | A95DF2V090C20S | 15.0 | 11.5 | 57,500 | 42,000 | 1800 | 7/8 | 3/8 | 7/8 | 3/8 | 1 1/8 | 3/8 | H4TXV03 |
| E(U,C,H)1P62C | A95DF2V090C20S | 15.0 | 11.5 | 57,500 | 42,000 | 1800 | 7/8 | 3/8 | 7/8 | 3/8 | 1 1/8 | 3/8 | H4TXV03 |
| E(U,C,H)1P49C | A95DF2V110C20S | 15.5 | 12.0 | 57,500 | 42,000 | 1800 | 7/8 | 3/8 | 7/8 | 3/8 | 1 1/8 | 3/8 | H4TXV03 |
| E(U,C,H)1P62C | A95DF2V110C20S | 15.5 | 11.5 | 57,500 | 42,000 | 1800 | 7/8 | 3/8 | 7/8 | 3/8 | 1 1/8 | 3/8 | H4TXV03 |
| E(U,C,H)1P49C | A95UH1E110C20S | 15.1 | 11.5 | 57,500 | 42,000 | 1800 | 7/8 | 3/8 | 7/8 | 3/8 | 1 1/8 | 3/8 | H4TXV03 |
| E(U,C,H)1P62C | A95UH1E110C20S | 15.1 | 11.5 | 57,500 | 42,000 | 1800 | 7/8 | 3/8 | 7/8 | 3/8 | 1 1/8 | 3/8 | H4TXV03 |
| E(U,C,H)1P49C | A95UH2V090C20S | 15.5 | 12.0 | 57,500 | 42,000 | 1800 | 7/8 | 3/8 | 7/8 | 3/8 | 1 1/8 | 3/8 | H4TXV03 |
| E(U,C,H)1P62C | A95UH2V090C20S | 15.5 | 11.5 | 57,500 | 42,000 | 1800 | 7/8 | 3/8 | 7/8 | 3/8 | 1 1/8 | 3/8 | H4TXV03 |
| E(U,C,H)1P49C | A95UH2V110C20S | 15.5 | 12.0 | 57,500 | 42,000 | 1800 | 7/8 | 3/8 | 7/8 | 3/8 | 1 1/8 | 3/8 | H4TXV03 |
| E(U,C,H)1P62C | A95UH2V110C20S | 15.5 | 11.5 | 57,500 | 42,000 | 1800 | 7/8 | 3/8 | 7/8 | 3/8 | 1 1/8 | 3/8 | H4TXV03 |
| E(U,C,H)1P62D | A95UH2V135D20S | 15.5 | 11.5 | 57,500 | 42,000 | 1800 | 7/8 | 3/8 | 7/8 | 3/8 | 1 1/8 | 3/8 | H4TXV03 |
| E(U,C,H)1P49C | A96DFMV090C20<br>A97DSMV090C20 | 15.0 | 11.5 | 57,500 | 42,000 | 1800 | 7/8 | 3/8 | 7/8 | 3/8 | 1 1/8 | 3/8 | H4TXV03 |
| E(U,C,H)1P62C | A96DFMV090C20<br>A97DSMV090C20 | 15.0 | 11.5 | 57,500 | 42,000 | 1800 | 7/8 | 3/8 | 7/8 | 3/8 | 1 1/8 | 3/8 | H4TXV03 |
| E(U,C,H)1P49C | A96DFMV110C20<br>A97DSMV110C20 | 15.5 | 12.0 | 57,500 | 42,000 | 1800 | 7/8 | 3/8 | 7/8 | 3/8 | 1 1/8 | 3/8 | H4TXV03 |
| E(U,C,H)1P62C | A96DFMV110C20<br>A97DSMV110C20 | 15.0 | 11.5 | 57,500 | 42,000 | 1800 | 7/8 | 3/8 | 7/8 | 3/8 | 1 1/8 | 3/8 | H4TXV03 |
| E(U,C,H)1P49C | A96UHMV090C20<br>A97USMV090C20 | 15.0 | 11.5 | 57,500 | 42,000 | 1800 | 7/8 | 3/8 | 7/8 | 3/8 | 1 1/8 | 3/8 | H4TXV03 |
| E(U,C,H)1P62C | A96UHMV090C20<br>A99USMV090C20 | 15.5 | 11.5 | 57,500 | 42,000 | 1800 | 7/8 | 3/8 | 7/8 | 3/8 | 1 1/8 | 3/8 | H4TXV03 |
| E(U,C,H)1P49C | A96UHMV110C20<br>A97USMV110C20 | 15.5 | 12.0 | 57,500 | 42,000 | 1800 | 7/8 | 3/8 | 7/8 | 3/8 | 1 1/8 | 3/8 | H4TXV03 |
| E(U,C,H)1P62C | A96UHMV110C20<br>A97USMV110C20 | 15.5 | 12.0 | 57,500 | 42,000 | 1800 | 7/8 | 3/8 | 7/8 | 3/8 | 1 1/8 | 3/8 | H4TXV03 |
| E(U,C,H)1P62D | A96UHMV135D20<br>A99USMV135D20 | 15.5 | 11.5 | 57,500 | 42,000 | 1800 | 7/8 | 3/8 | 7/8 | 3/8 | 1 1/8 | 3/8 | H4TXV03 |
| E(U,C,H)1P62D | LUF*****V20 | 15.1 | 11.5 | 57,500 | 42,000 | 1800 | 7/8 | 3/8 | 7/8 | 3/8 | 1 1/8 | 3/8 | H4TXV03 |

# 4SCU16LS Condensing Units

## 16 SEER, R-410A



### Compressor

- 2-stage scroll compressor
- Grommet mounted compressor for quiet operation
- Heavy duty compressor sound blanket for quiet operation

### Cabinet

- Full metal louvered jacket coil guard protection
- Controls located in corner post for easy installation and service
- Baked polyester paint finish over galvanized steel for maximum durability
- PVC coated wire fan discharge grille

### Coil

- Enhanced aluminum fins and copper tubing for higher efficiency and capacity
- Raised coil prevents debris from collecting in bottom of coil and causing loss of airflow

### Components

- Thermostat flexibility: works with the Comfort Sync™ thermostat or a conventional 24V thermostat
- High and low pressure switches factory installed
- Filter drier installed for system protection
- Charged for 15 feet of line set

### Warranties*

- 10 year limited warranty on compressor
- 10 year limited warranty on all parts
- AHRI certified
- ETL listed

* On-line registration required within 60 days of installation. Warranty terms will be impacted if registration not complete on time. See warranty certificate for complete details.

### Condensing Units

**Prices Available on Request**

| Dimensions H x W x D (In.) | STD PKG | U/M | BERCOR NUMBER | DESCRIPTION |
|---|---|---|---|---|
| 29-3/4 x 26-3/4 x 24-3/4 | 1 | EA | 84657 | 4SCU16LS124P-1 16 SEER 208/230V 1PH R-410A CONDENSER COMMUNICATING |
| 29-3/4 x 31-1/4 x 29-3/8 | 1 | EA | 84658 | 4SCU16LS136P-1 16 SEER 208/230V 1PH R-410A CONDENSER COMMUNICATING |
| 37-3/4 x 31-1/4 x 29-3/8 | 1 | EA | 84659 | 4SCU16LS148P-1 16 SEER 208/230V 1PH R-410A CONDENSER COMMUNICATING |
| 43-3/4 x 31-1/4 x 29-3/8 | 1 | EA | 84660 | 4SCU16LS160P-1 16 SEER 208/230V 1PH R-410A CONDENSER COMMUNICATING |

### Accessories

| For the Following Equipment | STD PKG | U/M | BERCOR NUMBER | DESCRIPTION |
|---|---|---|---|---|
| 4SCU16LT124, 36 | 1 | EA | 67835 | A4TXV01-1 R-410A EXPANSION VALVE |
| 4SCU16LT148 | 1 | EA | 67836 | A4TXV02-1 R-410A EXPANSION VALVE |
| 4SCU16LT160 | 1 | EA | 67839 | H4TXV03-1 R-410A EXPANSION VALVE |
| All 4SCU16 | 1 | EA | 84623 | COMFORTSYNC WI-FI COMMUNICATING THERMOSTAT |
| All 4SCU16 | 1 | EA | 84643 | 1.851399 COMFORTSYNC ZONING PANEL |
| All 4SCU16 | 1 | EA | 84644 | 1.851400 COMFORTSYNC ZONING SENSOR |

# 4SCU16LS Condensing Unit Performance Ratings

**4SCU16LS124P-1**

| Indoor Model | | SEER | EER | AHRI Rated Capacity (BTUH) | Sensible Rated Capacity | CFM | Refrigerant Connection | | | | Refrigerant Line Size | | TXV |
|---|---|---|---|---|---|---|---|---|---|---|---|---|---|
| | | | | | | | Outdoor | | Indoor | | | | |
| Evaporator Coil or Air Handler | Variable Speed Furnace | | | | | | Suction | Liquid | Suction | Liquid | Suction | Liquid | |
| BCS2M24@00NA1P | | 15.5 | 12.5 | 24,000 | 18,000 | 800 | 3/4 | 3/8 | 3/4 | 3/8 | 3/4 | 3/8 | A4TXV01 |
| BCS2M36@00NA1P | | 15.5 | 12.5 | 24,000 | 18,000 | 800 | 3/4 | 3/8 | 7/8 | 3/8 | 3/4 | 3/8 | A4TXV01 |
| E(U,C,M,H)1P36B | EFV08BC | 15.5 | 12.5 | 24,000 | 18,000 | 800 | 3/4 | 3/8 | 3/4 | 3/8 | 3/4 | 3/8 | A4TXV01 |
| E(U,M,H)1P29B | EFV08BC | 15.5 | 12.0 | 24,000 | 18,000 | 800 | 3/4 | 3/8 | 3/4 | 3/8 | 3/4 | 3/8 | A4TXV01 |
| E(U,C,M,H)1P29A | A80DF1E045A12 | 15.0 | 12.0 | 24,000 | 18,000 | 800 | 3/4 | 3/8 | 3/4 | 3/8 | 3/4 | 3/8 | A4TXV01 |
| E(U,C,M,H)1P36A | A80DF1E045A12 | 15.0 | 12.5 | 24,000 | 18,000 | 800 | 3/4 | 3/8 | 3/4 | 3/8 | 3/4 | 3/8 | A4TXV01 |
| E(U,C,M,H)1P29B | A80DF1E070B12 | 14.5 | 11.5 | 24,000 | 18,000 | 800 | 3/4 | 3/8 | 3/4 | 3/8 | 3/4 | 3/8 | A4TXV01 |
| E(U,C,M,H)1P36B | A80DF1E070B12 | 14.5 | 12.0 | 24,000 | 18,000 | 800 | 3/4 | 3/8 | 3/4 | 3/8 | 3/4 | 3/8 | A4TXV01 |
| E(U,C,M,H)1P29A | A80+2V070A12 | 16.0 | 12.5 | 24,000 | 18,000 | 800 | 3/4 | 3/8 | 3/4 | 3/8 | 3/4 | 3/8 | A4TXV01 |
| E(U,C,M,H)1P36A | A80+2V070A12 | 15.5 | 12.5 | 24,000 | 18,000 | 800 | 3/4 | 3/8 | 3/4 | 3/8 | 3/4 | 3/8 | A4TXV01 |
| E(U,C,M,H)1P36B | A80+2V090B16 | 15.5 | 12.5 | 24,000 | 18,000 | 800 | 3/4 | 3/8 | 3/4 | 3/8 | 3/4 | 3/8 | A4TXV01 |
| E(U,M,H)1P29B | A80+2V090B16 | 16.0 | 12.5 | 24,000 | 18,000 | 800 | 3/4 | 3/8 | 3/4 | 3/8 | 3/4 | 3/8 | A4TXV01 |
| E(U,C,M,H)1P29A | A80UH1E045A12* | 15.5 | 12.0 | 24,000 | 18,000 | 800 | 3/4 | 3/8 | 3/4 | 3/8 | 3/4 | 3/8 | A4TXV01 |
| E(U,C,M,H)1P36A | A80UH1E045A12* | 15.0 | 12.5 | 24,000 | 18,000 | 800 | 3/4 | 3/8 | 3/4 | 3/8 | 3/4 | 3/8 | A4TXV01 |
| E(U,C,M,H)1P29B | A80UH1E070B12* | 15.0 | 12.0 | 24,000 | 18,000 | 800 | 3/4 | 3/8 | 3/4 | 3/8 | 3/4 | 3/8 | A4TXV01 |
| E(U,C,M,H)1P36B | A80UH1E070B12* | 14.5 | 12.0 | 24,000 | 18,000 | 800 | 3/4 | 3/8 | 3/4 | 3/8 | 3/4 | 3/8 | A4TXV01 |
| E(U,C,M,H)1P29A | A80#2V070A12 | 16.0 | 12.5 | 24,000 | 18,000 | 800 | 3/4 | 3/8 | 3/4 | 3/8 | 3/4 | 3/8 | A4TXV01 |
| E(U,C,M,H)1P36A | A80#2V070A12 | 15.0 | 12.5 | 24,000 | 18,000 | 800 | 3/4 | 3/8 | 3/4 | 3/8 | 3/4 | 3/8 | A4TXV01 |
| E(U,C,M,H)1P36B | A80#2V090B12 | 15.5 | 12.5 | 24,000 | 18,000 | 800 | 3/4 | 3/8 | 3/4 | 3/8 | 3/4 | 3/8 | A4TXV01 |
| E(U,M,H)1P29B | A80#2V090B12 | 16.0 | 12.5 | 24,000 | 18,000 | 800 | 3/4 | 3/8 | 3/4 | 3/8 | 3/4 | 3/8 | A4TXV01 |
| E(U,C,M,H)1P36B | A80#2V090B16 | 15.5 | 12.5 | 24,000 | 18,000 | 800 | 3/4 | 3/8 | 3/4 | 3/8 | 3/4 | 3/8 | A4TXV01 |
| E(U,M,H)1P29B | A80#2V090B16 | 16.0 | 12.5 | 24,000 | 18,000 | 800 | 3/4 | 3/8 | 3/4 | 3/8 | 3/4 | 3/8 | A4TXV01 |
| E(U,C,M,H)1P29B | A95DF1E045B12S | 15.0 | 12.0 | 24,000 | 18,000 | 800 | 3/4 | 3/8 | 3/4 | 3/8 | 3/4 | 3/8 | A4TXV01 |
| E(U,C,M,H)1P36B | A95DF1E045B12S | 15.0 | 12.0 | 24,000 | 18,000 | 800 | 3/4 | 3/8 | 3/4 | 3/8 | 3/4 | 3/8 | A4TXV01 |
| E(U,C,M,H)1P29B | A95DF2V045B12S | 16.0 | 12.5 | 24,000 | 18,000 | 800 | 3/4 | 3/8 | 3/4 | 3/8 | 3/4 | 3/8 | A4TXV01 |
| E(U,C,M,H)1P36B | A95DF2V045B12S | 15.5 | 12.5 | 24,000 | 18,000 | 800 | 3/4 | 3/8 | 3/4 | 3/8 | 3/4 | 3/8 | A4TXV01 |
| E(U,C,M,H)1P29B | A95UH1E045B12S | 15.0 | 12.0 | 24,000 | 18,000 | 800 | 3/4 | 3/8 | 3/4 | 3/8 | 3/4 | 3/8 | A4TXV01 |
| E(U,C,M,H)1P36B | A95UH1E045B12S | 15.0 | 12.0 | 24,000 | 18,000 | 800 | 3/4 | 3/8 | 3/4 | 3/8 | 3/4 | 3/8 | A4TXV01 |
| E(U,C,M,H)1P29B | A95UH1E070B12S | 14.5 | 11.5 | 24,000 | 18,000 | 800 | 3/4 | 3/8 | 3/4 | 3/8 | 3/4 | 3/8 | A4TXV01 |
| E(U,C,M,H)1P36B | A95UH1E070B12S | 14.5 | 12.0 | 24,000 | 18,000 | 800 | 3/4 | 3/8 | 3/4 | 3/8 | 3/4 | 3/8 | A4TXV01 |
| E(U,C,M,H)1P29B | A95UH2V045B12S | 16.0 | 12.5 | 24,000 | 18,000 | 800 | 3/4 | 3/8 | 3/4 | 3/8 | 3/4 | 3/8 | A4TXV01 |
| E(U,C,M,H)1P36B | A95UH2V045B12S | 15.5 | 12.5 | 24,000 | 18,000 | 800 | 3/4 | 3/8 | 3/4 | 3/8 | 3/4 | 3/8 | A4TXV01 |
| E(U,C,M,H)1P29B | A95UH2V070B12S | 16.0 | 12.5 | 24,000 | 18,000 | 800 | 3/4 | 3/8 | 3/4 | 3/8 | 3/4 | 3/8 | A4TXV01 |
| E(U,C,M,H)1P36B | A95UH2V070B12S | 15.5 | 12.5 | 24,000 | 18,000 | 800 | 3/4 | 3/8 | 3/4 | 3/8 | 3/4 | 3/8 | A4TXV01 |
| E(U,C,M,H)1P36C | A95UH2V090C12S | 15.5 | 12.5 | 24,000 | 18,000 | 800 | 3/4 | 3/8 | 3/4 | 3/8 | 3/4 | 3/8 | A4TXV01 |
| E(U,C,M,H)1P36B | A96DFMV070B12<br>A97DSMV070B12 | 15.5 | 12.5 | 24,000 | 18,000 | 800 | 3/4 | 3/8 | 3/4 | 3/8 | 3/4 | 3/8 | A4TXV01 |
| E(U,M,H)1P29B | A96DFMV070B12<br>A97DSMV070B12 | 16.0 | 12.0 | 24,000 | 18,000 | 800 | 3/4 | 3/8 | 3/4 | 3/8 | 3/4 | 3/8 | A4TXV01 |
| E(U,C,M,H)1P36B | A96UHMV070B12<br>A97USMV070B12 | 15.5 | 12.5 | 24,000 | 18,000 | 800 | 3/4 | 3/8 | 3/4 | 3/8 | 3/4 | 3/8 | A4TXV01 |
| E(U,M,H)1P29B | A96UHMV070B12<br>A97USMV070B12 | 16.0 | 12.5 | 24,000 | 18,000 | 800 | 3/4 | 3/8 | 3/4 | 3/8 | 3/4 | 3/8 | A4TXV01 |
| E(U,C,M,H)1P36C | A96UHMV090C12<br>A97USMV090C12 | 15.5 | 12.5 | 24,000 | 18,000 | 800 | 3/4 | 3/8 | 3/4 | 3/8 | 3/4 | 3/8 | A4TXV01 |
| E(U,C,M,H)1P36B | LBR,LUF*****V14 | 15.5 | 12.5 | 24,000 | 18,000 | 800 | 3/4 | 3/8 | 3/4 | 3/8 | 3/4 | 3/8 | A4TXV01 |
| E(U,C,M,H)1P36B | LHF,LHR,LUF*****V12 | 15.5 | 12.5 | 24,000 | 18,000 | 800 | 3/4 | 3/8 | 3/4 | 3/8 | 3/4 | 3/8 | A4TXV01 |
| E(U,C,M,H)1P36B | LUF,LBF,LBR*****V14 | 15.5 | 12.5 | 24,000 | 18,000 | 800 | 3/4 | 3/8 | 3/4 | 3/8 | 3/4 | 3/8 | A4TXV01 |

***Continued on the Following Page***

**4SCU16LS136P-1**

| Indoor Model | | SEER | EER | AHRI | Sensible | CFM | Refrigerant Connection | | | | Refrigerant | | TXV |
|---|---|---|---|---|---|---|---|---|---|---|---|---|---|
| Evaporator Coil or Air Handler | Variable Speed Furmace | | | Rated Capacity (BTUH) | Rated Capacity | | Outdoor | | Indoor | | Line Size | | |
| | | | | | | | Suction | Liquid | Suction | Liquid | Suction | Liquid | |
| BCS2M36@00NA1P | | 16.0 | 12.0 | 34,400 | 25,800 | 1200 | 7/8 | 3/8 | 7/8 | 3/8 | 7/8 | 3/8 | A4TXV01 |
| E(U,C,M,H)1P36B | EFV12BC | 15.5 | 11.5 | 34,400 | 25,800 | 1200 | 7/8 | 3/8 | 3/4 | 3/8 | 7/8 | 3/8 | A4TXV01 |
| E(U,C,M,H)1P43B | EFV12BC | 16.0 | 11.5 | 34,400 | 26,200 | 1200 | 7/8 | 3/8 | 7/8 | 3/8 | 7/8 | 3/8 | A4TXV01 |
| E(U,C,M,H)1P36A | A80DF1E045A12 | 15.5 | 11.5 | 34,400 | 25,800 | 1200 | 7/8 | 3/8 | 3/4 | 3/8 | 7/8 | 3/8 | A4TXV01 |
| E(U,C,M,H)1P36B | A80DF1E070B12 | 16.0 | 11.5 | 34,400 | 25,800 | 1200 | 7/8 | 3/8 | 3/4 | 3/8 | 7/8 | 3/8 | A4TXV01 |
| E(U,C,M,H)1P43B | A80DF1E070B12 | 15.0 | 11.0 | 34,400 | 25,800 | 1200 | 7/8 | 3/8 | 7/8 | 3/8 | 7/8 | 3/8 | A4TXV01 |
| E(U,C,M,H)1P36B | A80DF1E090B16 | 15.0 | 12.0 | 34,400 | 25,800 | 1200 | 7/8 | 3/8 | 3/4 | 3/8 | 7/8 | 3/8 | A4TXV01 |
| E(U,C,M,H)1P43B | A80DF1E090B16 | 15.0 | 11.5 | 34,400 | 25,800 | 1200 | 7/8 | 3/8 | 7/8 | 3/8 | 7/8 | 3/8 | A4TXV01 |
| E(U,C,M,H)1P36B | A80+2V090B16 | 15.5 | 12.0 | 34,400 | 25,800 | 1200 | 7/8 | 3/8 | 3/4 | 3/8 | 7/8 | 3/8 | A4TXV01 |
| E(U,C,M,H)1P43B | A80+2V090B16 | 16.0 | 11.5 | 34,400 | 25,800 | 1200 | 7/8 | 3/8 | 7/8 | 3/8 | 7/8 | 3/8 | A4TXV01 |
| E(U,C,M,H)1P36C | A80+2V110C20 | 16.0 | 12.0 | 34,400 | 25,800 | 1200 | 7/8 | 3/8 | 3/4 | 3/8 | 7/8 | 3/8 | A4TXV01 |
| E(U,C,M,H)1P43C | A80+2V110C20 | 16.0 | 12.0 | 34,400 | 25,800 | 1200 | 7/8 | 3/8 | 7/8 | 3/8 | 7/8 | 3/8 | A4TXV01 |
| E(U,C,M,H)1P36A | A80UH1E045A12* | 15.5 | 11.5 | 34,400 | 25,800 | 1200 | 7/8 | 3/8 | 3/4 | 3/8 | 7/8 | 3/8 | A4TXV01 |
| E(U,C,M,H)1P36B | A80UH1E070B12* | 15.0 | 11.5 | 34,400 | 25,800 | 1200 | 7/8 | 3/8 | 3/4 | 3/8 | 7/8 | 3/8 | A4TXV01 |
| E(U,C,M,H)1P43B | A80UH1E070B12* | 15.5 | 11.5 | 34,400 | 25,800 | 1200 | 7/8 | 3/8 | 7/8 | 3/8 | 7/8 | 3/8 | A4TXV01 |
| E(U,C,M,H)1P36B | A80UH1E090B16* | 15.0 | 12.0 | 34,400 | 25,800 | 1200 | 7/8 | 3/8 | 3/4 | 3/8 | 7/8 | 3/8 | A4TXV01 |
| E(U,C,M,H)1P43B | A80UH1E090B16* | 15.0 | 11.5 | 34,400 | 25,800 | 1200 | 7/8 | 3/8 | 7/8 | 3/8 | 7/8 | 3/8 | A4TXV01 |
| E(U,C,M,H)1P36A | A80#2V070A12 | 15.5 | 11.5 | 34,400 | 25,800 | 1200 | 7/8 | 3/8 | 3/4 | 3/8 | 7/8 | 3/8 | A4TXV01 |
| E(U,C,M,H)1P36B | A80#2V090B12 | 16.0 | 12.0 | 34,400 | 25,800 | 1200 | 7/8 | 3/8 | 3/4 | 3/8 | 7/8 | 3/8 | A4TXV01 |
| E(U,C,M,H)1P43B | A80#2V090B12 | 15.5 | 11.5 | 34,400 | 25,800 | 1200 | 7/8 | 3/8 | 7/8 | 3/8 | 7/8 | 3/8 | A4TXV01 |
| E(U,C,M,H)1P36B | A80#2V090B16 | 15.5 | 11.5 | 34,400 | 25,800 | 1200 | 7/8 | 3/8 | 3/4 | 3/8 | 7/8 | 3/8 | A4TXV01 |
| E(U,C,M,H)1P43B | A80#2V090B16 | 16.0 | 11.5 | 34,400 | 25,800 | 1200 | 7/8 | 3/8 | 7/8 | 3/8 | 7/8 | 3/8 | A4TXV01 |
| E(U,C,M,H)1P36C | A80#2V090C20 | 16.0 | 12.0 | 34,400 | 25,800 | 1200 | 7/8 | 3/8 | 3/4 | 3/8 | 7/8 | 3/8 | A4TXV01 |
| E(U,C,M,H)1P43C | A80#2V090C20 | 15.5 | 11.0 | 34,400 | 25,800 | 1200 | 7/8 | 3/8 | 7/8 | 3/8 | 7/8 | 3/8 | A4TXV01 |
| E(U,C,M,H)1P43C | A80#2V110C20 | 16.0 | 12.0 | 34,400 | 25,800 | 1200 | 7/8 | 3/8 | 7/8 | 3/8 | 7/8 | 3/8 | A4TXV01 |
| E(U,C,M,H)1P36B | A95DF1E070B16S | 15.5 | 12.0 | 34,400 | 25,800 | 1200 | 7/8 | 3/8 | 3/4 | 3/8 | 7/8 | 3/8 | A4TXV01 |
| E(U,C,M,H)1P43B | A95DF1E070B16S | 16.0 | 11.5 | 34,400 | 25,800 | 1200 | 7/8 | 3/8 | 7/8 | 3/8 | 7/8 | 3/8 | A4TXV01 |
| E(U,C,M,H)1P36C | A95DF1E090C16S | 15.0 | 12.0 | 34,400 | 25,800 | 1200 | 7/8 | 3/8 | 3/4 | 3/8 | 7/8 | 3/8 | A4TXV01 |
| E(U,C,M,H)1P43C | A95DF1E090C16S | 15.5 | 11.5 | 34,400 | 25,800 | 1200 | 7/8 | 3/8 | 7/8 | 3/8 | 7/8 | 3/8 | A4TXV01 |
| E(U,C,M,H)1P36B | A95DF2V045B12S | 15.5 | 11.5 | 34,400 | 25,800 | 1200 | 7/8 | 3/8 | 3/4 | 3/8 | 7/8 | 3/8 | A4TXV01 |
| E(U,C,M,H)1P43B | A95DF2V045B12S | 16.0 | 11.5 | 34,400 | 25,800 | 1200 | 7/8 | 3/8 | 7/8 | 3/8 | 7/8 | 3/8 | A4TXV01 |
| E(U,C,M,H)1P36B | A95DF2V070B16S | 15.0 | 11.5 | 34,400 | 25,800 | 1200 | 7/8 | 3/8 | 3/4 | 3/8 | 7/8 | 3/8 | A4TXV01 |
| E(U,C,M,H)1P43B | A95DF2V070B16S | 16.0 | 11.5 | 34,400 | 25,800 | 1200 | 7/8 | 3/8 | 7/8 | 3/8 | 7/8 | 3/8 | A4TXV01 |
| E(U,C,M,H)1P36C | A95DF2V090C20S | 15.5 | 11.5 | 34,400 | 25,800 | 1200 | 7/8 | 3/8 | 3/4 | 3/8 | 7/8 | 3/8 | A4TXV01 |
| E(U,C,M,H)1P43C | A95DF2V090C20S | 16.0 | 11.5 | 34,400 | 25,800 | 1200 | 7/8 | 3/8 | 7/8 | 3/8 | 7/8 | 3/8 | A4TXV01 |
| E(U,C,M,H)1P36C | A95DF2V110C20S | 15.5 | 11.5 | 34,400 | 25,800 | 1200 | 7/8 | 3/8 | 3/4 | 3/8 | 7/8 | 3/8 | A4TXV01 |
| E(U,C,M,H)1P43C | A95DF2V110C20S | 16.0 | 11.5 | 34,400 | 25,800 | 1200 | 7/8 | 3/8 | 7/8 | 3/8 | 7/8 | 3/8 | A4TXV01 |
| E(U,C,M,H)1P36B | A95UH1E070B12S | 15.5 | 11.5 | 34,400 | 25,800 | 1200 | 7/8 | 3/8 | 3/4 | 3/8 | 7/8 | 3/8 | A4TXV01 |
| E(U,C,M,H)1P43B | A95UH1E070B12S | 15.5 | 11.0 | 34,400 | 25,800 | 1200 | 7/8 | 3/8 | 7/8 | 3/8 | 7/8 | 3/8 | A4TXV01 |
| E(U,C,M,H)1P36C | A95UH1E090C16S | 15.0 | 12.0 | 34,400 | 25,800 | 1200 | 7/8 | 3/8 | 3/4 | 3/8 | 7/8 | 3/8 | A4TXV01 |
| E(U,C,M,H)1P43C | A95UH1E090C16S | 15.5 | 11.5 | 34,400 | 25,800 | 1200 | 7/8 | 3/8 | 7/8 | 3/8 | 7/8 | 3/8 | A4TXV01 |

***Continued o the Following Page***

**4SCU16LS136P-1 Continued**

| Indoor Model | | SEER | EER | AHRI Rated Capacity (BTUH) | Sensible Rated Capacity | CFM | Refrigerant Connection | | | | Refrigerant Line Size | | TXV |
|---|---|---|---|---|---|---|---|---|---|---|---|---|---|
| | | | | | | | Outdoor | | Indoor | | | | |
| Evaporator Coil or Air Handler | Variable Speed Furmace | | | | | | Suction | Liquid | Suction | Liquid | Suction | Liquid | |
| (U,C,M,H)1P36B | A95UH2V045B12S | 15.5 | 11.5 | 34,400 | 25,800 | 1200 | 7/8 | 3/8 | 3/4 | 3/8 | 7/8 | 3/8 | A4TXV01 |
| E(U,C,M,H)1P43B | A95UH2V045B12S | 16.0 | 11.5 | 34,400 | 25,800 | 1200 | 7/8 | 3/8 | 7/8 | 3/8 | 7/8 | 3/8 | A4TXV01 |
| E(U,C,M,H)1P36B | A95UH2V070B12S | 15.5 | 11.5 | 34,400 | 25,800 | 1200 | 7/8 | 3/8 | 3/4 | 3/8 | 7/8 | 3/8 | A4TXV01 |
| E(U,C,M,H)1P43B | A95UH2V070B12S | 16.0 | 11.5 | 34,400 | 25,800 | 1200 | 7/8 | 3/8 | 7/8 | 3/8 | 7/8 | 3/8 | A4TXV01 |
| E(U,C,M,H)1P36C | A95UH2V090C12S | 15.5 | 11.5 | 34,400 | 25,800 | 1200 | 7/8 | 3/8 | 3/4 | 3/8 | 7/8 | 3/8 | A4TXV01 |
| E(U,C,M,H)1P43C | A95UH2V090C12S | 16.0 | 11.5 | 34,400 | 25,800 | 1200 | 7/8 | 3/8 | 7/8 | 3/8 | 7/8 | 3/8 | A4TXV01 |
| E(U,C,M,H)1P36C | A95UH2V090C16S | 15.5 | 11.5 | 34,400 | 25,800 | 1200 | 7/8 | 3/8 | 3/4 | 3/8 | 7/8 | 3/8 | A4TXV01 |
| E(U,C,M,H)1P43C | A95UH2V090C16S | 16.0 | 11.5 | 34,400 | 25,800 | 1200 | 7/8 | 3/8 | 7/8 | 3/8 | 7/8 | 3/8 | A4TXV01 |
| E(U,C,M,H)1P36C | A95UH2V090C20S | 15.5 | 11.5 | 34,400 | 25,800 | 1200 | 7/8 | 3/8 | 3/4 | 3/8 | 7/8 | 3/8 | A4TXV01 |
| E(U,C,M,H)1P43C | A95UH2V090C20S | 16.0 | 11.5 | 34,400 | 25,800 | 1200 | 7/8 | 3/8 | 7/8 | 3/8 | 7/8 | 3/8 | A4TXV01 |
| E(U,C,M,H)1P36C | A95UH2V110C16S | 15.5 | 11.5 | 34,400 | 25,800 | 1200 | 7/8 | 3/8 | 3/4 | 3/8 | 7/8 | 3/8 | A4TXV01 |
| E(U,C,M,H)1P43C | A95UH2V110C16S | 16.0 | 11.5 | 34,400 | 25,800 | 1200 | 7/8 | 3/8 | 7/8 | 3/8 | 7/8 | 3/8 | A4TXV01 |
| E(U,C,M,H)1P36B | A96DFMV070B12<br>A97DSMV070B12 | 15.5 | 11.5 | 34,400 | 25,800 | 1200 | 7/8 | 3/8 | 3/4 | 3/8 | 7/8 | 3/8 | A4TXV01 |
| E(U,C,M,H)1P43B | A96DFMV070B12<br>A97DSMV070B12 | 16.0 | 11.5 | 34,400 | 25,800 | 1200 | 7/8 | 3/8 | 7/8 | 3/8 | 7/8 | 3/8 | A4TXV01 |
| E(U,C,M,H)1P36C | A96DFMV090C16<br>A97DSMV090C16 | 16.0 | 12.0 | 34,400 | 25,800 | 1200 | 7/8 | 3/8 | 3/4 | 3/8 | 7/8 | 3/8 | A4TXV01 |
| E(U,C,M,H)1P43C | A96DFMV090C16<br>A97DSMV090C16 | 16.0 | 11.5 | 34,400 | 25,800 | 1200 | 7/8 | 3/8 | 7/8 | 3/8 | 7/8 | 3/8 | A4TXV01 |
| E(U,C,M,H)1P36C | A96DFMV090C20<br>A97DSMV090C20 | 16.0 | 12.0 | 34,400 | 25,800 | 1200 | 7/8 | 3/8 | 3/4 | 3/8 | 7/8 | 3/8 | A4TXV01 |
| E(U,C,M,H)1P43C | A96DFMV090C20<br>A97DSMV090C20 | 16.0 | 11.5 | 34,400 | 25,800 | 1200 | 7/8 | 3/8 | 7/8 | 3/8 | 7/8 | 3/8 | A4TXV01 |
| E(U,C,M,H)1P36C | A96DFMV110C20<br>A97DSMV110C20 | 16.0 | 12.0 | 34,400 | 25,800 | 1200 | 7/8 | 3/8 | 3/4 | 3/8 | 7/8 | 3/8 | A4TXV01 |
| E(U,C,M,H)1P43C | A96DFMV110C20<br>A97DSMV110C20 | 16.0 | 11.5 | 34,400 | 25,800 | 1200 | 7/8 | 3/8 | 7/8 | 3/8 | 7/8 | 3/8 | A4TXV01 |
| E(U,C,M,H)1P36B | A96UHMV070B12<br>A97USMV070B12 | 16.0 | 11.5 | 34,400 | 25,800 | 1200 | 7/8 | 3/8 | 3/4 | 3/8 | 7/8 | 3/8 | A4TXV01 |
| E(U,C,M,H)1P43B | A96UHMV070B12<br>A97USMV070B12 | 16.0 | 11.5 | 34,400 | 25,800 | 1200 | 7/8 | 3/8 | 7/8 | 3/8 | 7/8 | 3/8 | A4TXV01 |
| E(U,C,M,H)1P36C | A96UHMV090C12<br>A97USMV090C12 | 16.0 | 12.0 | 34,400 | 25,800 | 1200 | 7/8 | 3/8 | 3/4 | 3/8 | 7/8 | 3/8 | A4TXV01 |
| E(U,C,M,H)1P43C | A96UHMV090C12<br>A97USMV090C12 | 16.0 | 11.5 | 34,400 | 25,800 | 1200 | 7/8 | 3/8 | 7/8 | 3/8 | 7/8 | 3/8 | A4TXV01 |
| E(U,C,M,H)1P36C | A96UHMV090C16<br>A97USMV090C16 | 16.0 | 12.0 | 34,400 | 25,800 | 1200 | 7/8 | 3/8 | 3/4 | 3/8 | 7/8 | 3/8 | A4TXV01 |
| E(U,C,M,H)1P43C | A96UHMV090C16<br>A97USMV090C16 | 16.0 | 11.5 | 34,400 | 25,800 | 1200 | 7/8 | 3/8 | 7/8 | 3/8 | 7/8 | 3/8 | A4TXV01 |
| E(U,C,M,H)1P36C | A96UHMV110C20<br>A97USMV110C20 | 16.0 | 12.0 | 34,400 | 25,800 | 1200 | 7/8 | 3/8 | 3/4 | 3/8 | 7/8 | 3/8 | A4TXV01 |
| E(U,C,M,H)1P43C | A96UHMV110C20<br>A97USMV110C20 | 16.0 | 11.5 | 34,400 | 25,800 | 1200 | 7/8 | 3/8 | 7/8 | 3/8 | 7/8 | 3/8 | A4TXV01 |
| E(U,C,M,H)1P36B | LBR,LUF*****V14 | 15.0 | 11.0 | 34,400 | 25,800 | 1200 | 7/8 | 3/8 | 3/4 | 3/8 | 7/8 | 3/8 | A4TXV01 |
| E(U,C,M,H)1P43B | LBR,LUF*****V14 | 15.0 | 11.5 | 34,400 | 26,200 | 1200 | 7/8 | 3/8 | 7/8 | 3/8 | 7/8 | 3/8 | A4TXV01 |
| E(U,C,M,H)1P36B | LHF,LHR,LUF*****V12 | 15.0 | 11.0 | 34,400 | 25,800 | 1200 | 7/8 | 3/8 | 3/4 | 3/8 | 7/8 | 3/8 | A4TXV01 |
| E(U,C,M,H)1P43B | LHF,LHR,LUF*****V12 | 15.0 | 11.5 | 34,400 | 26,200 | 1200 | 7/8 | 3/8 | 7/8 | 3/8 | 7/8 | 3/8 | A4TXV01 |
| E(U,C,M,H)1P36B | LUF,LBF,LBR*****V14 | 15.0 | 11.5 | 35,000 | 26,200 | 1200 | 7/8 | 3/8 | 3/4 | 3/8 | 7/8 | 3/8 | A4TXV01 |
| E(U,C,M,H)1P43B | LUF,LBF,LBR*****V14 | 15.0 | 11.0 | 34,400 | 26,200 | 1200 | 7/8 | 3/8 | 7/8 | 3/8 | 7/8 | 3/8 | A4TXV01 |

***Contiued on the Following Page***

**4SCU16LS148P-1**

| Indoor Model | | SEER | EER | AHRI Rated Capacity (BTUH) | Sensible Rated Capacity | CFM | Refrigerant Connection | | | | Refrigerant Line Size | | TXV |
|---|---|---|---|---|---|---|---|---|---|---|---|---|---|
| | | | | | | | Outdoor | | Indoor | | | | |
| Evaporator Coil or Air Handler | Variable Speed Furmace | | | | | | Suction | Liquid | Suction | Liquid | Suction | Liquid | |
| BCS2M48@00NA1P | | 15.0 | 12.0 | 46,000 | 34,900 | 1600 | 7/8 | 3/8 | 7/8 | 3/8 | 7/8 | 3/8 | A4TXV02 |
| E(U,C,H)1P62C | EFV16CC | 14.5 | 11.0 | 46,500 | 34,900 | 1600 | 7/8 | 3/8 | 7/8 | 3/8 | 7/8 | 3/8 | A4TXV02 |
| E(U,C)1P62D | EFV20DC | 14.5 | 11.0 | 46,500 | 34,900 | 1600 | 7/8 | 3/8 | 7/8 | 3/8 | 7/8 | 3/8 | A4TXV02 |
| E(U,C,H)1P62C | A80DF1E110C20 | 14.5 | 11.5 | 46,500 | 34,900 | 1600 | 7/8 | 3/8 | 7/8 | 3/8 | 7/8 | 3/8 | A4TXV02 |
| E(U,C,H)1P62C | A80+2V110C20 | 15.5 | 11.5 | 46,500 | 34,900 | 1600 | 7/8 | 3/8 | 7/8 | 3/8 | 7/8 | 3/8 | A4TXV02 |
| E(U,C,H)1P62C | A80UH1E090C20* | 14.5 | 11.0 | 46,500 | 34,900 | 1600 | 7/8 | 3/8 | 7/8 | 3/8 | 7/8 | 3/8 | A4TXV02 |
| E(U,C,H)1P62C | A80UH1E110C20* | 14.5 | 11.0 | 46,500 | 34,900 | 1600 | 7/8 | 3/8 | 7/8 | 3/8 | 7/8 | 3/8 | A4TXV02 |
| E(U,C,H)1P62C | A80#2V090C20 | 15.0 | 11.0 | 46,500 | 34,900 | 1600 | 7/8 | 3/8 | 7/8 | 3/8 | 7/8 | 3/8 | A4TXV02 |
| E(U,C,H)1P62C | A80#2V110C20 | 15.0 | 11.0 | 46,500 | 34,900 | 1600 | 7/8 | 3/8 | 7/8 | 3/8 | 7/8 | 3/8 | A4TXV02 |
| E(U,C)1P62D | A80#2V135D20 | 15.0 | 11.0 | 46,500 | 34,900 | 1600 | 7/8 | 3/8 | 7/8 | 3/8 | 7/8 | 3/8 | A4TXV02 |
| E(U,C,H)1P62C | A95DF2V090C20S | 15.0 | 11.0 | 46,500 | 34,900 | 1600 | 7/8 | 3/8 | 7/8 | 3/8 | 7/8 | 3/8 | A4TXV02 |
| E(U,C,H)1P62C | A95DF2V110C20S | 15.0 | 11.0 | 46,500 | 34,900 | 1600 | 7/8 | 3/8 | 7/8 | 3/8 | 7/8 | 3/8 | A4TXV02 |
| E(U,C,H)1P62C | A95UH1E110C20S | 14.5 | 11.0 | 46,500 | 34,900 | 1600 | 7/8 | 3/8 | 7/8 | 3/8 | 7/8 | 3/8 | A4TXV02 |
| E(U,C,H)1P62C | A95UH2V090C16S | 15.0 | 11.0 | 46,500 | 34,900 | 1600 | 7/8 | 3/8 | 7/8 | 3/8 | 7/8 | 3/8 | A4TXV02 |
| E(U,C,H)1P62C | A96DFMV110C20<br>A97DSMV110C20 | 15.0 | 11.0 | 46,500 | 34,900 | 1600 | 7/8 | 3/8 | 7/8 | 3/8 | 7/8 | 3/8 | A4TXV02 |
| E(U,C,H)1P62C | A96UHMV090C16<br>A97USMV090C16 | 15.0 | 11.0 | 46,500 | 34,900 | 1600 | 7/8 | 3/8 | 7/8 | 3/8 | 7/8 | 3/8 | A4TXV02 |
| E(U,C,H)1P62C | A96UHMV090C20<br>A97USMV090C20 | 15.5 | 11.0 | 46,500 | 34,900 | 1600 | 7/8 | 3/8 | 7/8 | 3/8 | 7/8 | 3/8 | A4TXV02 |
| E(U,C,H)1P62C | A96UHMV110C20<br>A97USMV110C20 | 15.5 | 11.0 | 46,500 | 34,900 | 1600 | 7/8 | 3/8 | 7/8 | 3/8 | 7/8 | 3/8 | A4TXV02 |
| E(U,C)1P62D | A96UHMV135D20<br>A97USMV135D20 | 15.0 | 11.0 | 46,000 | 34,900 | 1600 | 7/8 | 3/8 | 7/8 | 3/8 | 7/8 | 3/8 | A4TXV02 |
| E(U,C)1P62C | LUF*****V20 | 14.5 | 11.0 | 46,500 | 34,900 | 1600 | 7/8 | 3/8 | 7/8 | 3/8 | 7/8 | 3/8 | A4TXV02 |

**4SCU16LS160P-1**

| Indoor Model | | SEER | EER | AHRI Rated Capacity (BTUH) | Sensible Rated Capacity | CFM | Refrigerant Connection | | | | Refrigerant Line Size | | TXV |
|---|---|---|---|---|---|---|---|---|---|---|---|---|---|
| | | | | | | | Outdoor | | Indoor | | | | |
| Evaporator Coil or Air Handler | Variable Speed Furmace | | | | | | Suction | Liquid | Suction | Liquid | Suction | Liquid | |
| BCS2M60@00NA1P | | 15.0 | 11.0 | 57,000 | 42,800 | 1800 | 7/8 | 3/8 | 7/8 | 3/8 | 1 1/8 | 3/8 | A4TXV02 |
| E(U,C)1P60D | EFV20DC | 14.6 | 11.0 | 57,000 | 42,800 | 1800 | 7/8 | 3/8 | 7/8 | 3/8 | 1 1/8 | 3/8 | A4TXV02 |
| E(U,C)1P62D | EFV20DC | 15.0 | 11.0 | 57,000 | 42,800 | 1800 | 7/8 | 3/8 | 7/8 | 3/8 | 1 1/8 | 3/8 | A4TXV02 |
| E(U,C,H)1P62C | A80DF1E110C20 | 15.0 | 11.5 | 57,000 | 42,800 | 1800 | 7/8 | 3/8 | 7/8 | 3/8 | 1 1/8 | 3/8 | A4TXV02 |
| E(U,C,H)1P62C | A80+2V110C20 | 15.0 | 11.0 | 57,000 | 42,800 | 1800 | 7/8 | 3/8 | 7/8 | 3/8 | 1 1/8 | 3/8 | A4TXV02 |
| E(U,C,H)1P62C | A80UH1E090C20* | 15.0 | 11.0 | 57,000 | 42,800 | 1800 | 7/8 | 3/8 | 7/8 | 3/8 | 1 1/8 | 3/8 | A4TXV02 |
| E(U,C,H)1P62C | A80UH1E110C20* | 15.0 | 11.0 | 57,000 | 42,800 | 1800 | 7/8 | 3/8 | 7/8 | 3/8 | 1 1/8 | 3/8 | A4TXV02 |
| E(U,C,H)1P62C | A80#2V090C20 | 14.5 | 11.0 | 57,000 | 42,800 | 1800 | 7/8 | 3/8 | 7/8 | 3/8 | 1 1/8 | 3/8 | A4TXV02 |
| E(U,C,H)1P62C | A80#2V110C20 | 14.5 | 11.0 | 57,000 | 42,800 | 1800 | 7/8 | 3/8 | 7/8 | 3/8 | 1 1/8 | 3/8 | A4TXV02 |
| E(U,C)1P62D | A80#2V135D20 | 14.5 | 11.0 | 57,000 | 42,800 | 1800 | 7/8 | 3/8 | 7/8 | 3/8 | 1 1/8 | 3/8 | A4TXV02 |
| E(U,C,H)1P62C | A95DF1E110C20S | 14.5 | 10.5 | 57,000 | 42,800 | 1800 | 7/8 | 3/8 | 7/8 | 3/8 | 1 1/8 | 3/8 | A4TXV02 |
| E(U,C,H)1P62C | A95DF2V090C20S | 14.5 | 11.0 | 57,000 | 42,800 | 1800 | 7/8 | 3/8 | 7/8 | 3/8 | 1 1/8 | 3/8 | A4TXV02 |
| E(U,C,H)1P62C | A95DF2V110C20S | 15.0 | 11.0 | 57,000 | 42,800 | 1800 | 7/8 | 3/8 | 7/8 | 3/8 | 1 1/8 | 3/8 | A4TXV02 |
| E(U,C,H)1P62C | A95UH1E110C20S | 14.5 | 10.5 | 57,000 | 42,800 | 1800 | 7/8 | 3/8 | 7/8 | 3/8 | 1 1/8 | 3/8 | A4TXV02 |
| E(U,C,H)1P62C | A95UH2V090C20S | 15.0 | 11.0 | 57,000 | 42,800 | 1800 | 7/8 | 3/8 | 7/8 | 3/8 | 1 1/8 | 3/8 | A4TXV02 |
| E(U,C,H)1P62C | A95UH2V110C20S | 15.0 | 11.0 | 57,000 | 42,800 | 1800 | 7/8 | 3/8 | 7/8 | 3/8 | 1 1/8 | 3/8 | A4TXV02 |
| E(U,C,H)1P62D | A95UH2V135D20S | 15.0 | 11.0 | 57,000 | 42,800 | 1800 | 7/8 | 3/8 | 7/8 | 3/8 | 1 1/8 | 3/8 | A4TXV02 |
| E(U,C,H)1P62C | A96DFMV090C20<br>A97DSMV090C20 | 14.5 | 11.0 | 57,000 | 42,800 | 1800 | 7/8 | 3/8 | 7/8 | 3/8 | 1 1/8 | 3/8 | A4TXV02 |
| E(U,C,H)1P62C | A96DFMV110C20<br>A97DSMV110C20 | 14.5 | 11.0 | 57,000 | 42,800 | 1800 | 7/8 | 3/8 | 7/8 | 3/8 | 1 1/8 | 3/8 | A4TXV02 |
| E(U,C,H)1P62C | A96UHMV090C20<br>A97USMV090C20 | 15.0 | 11.0 | 57,000 | 42,800 | 1800 | 7/8 | 3/8 | 7/8 | 3/8 | 1 1/8 | 3/8 | A4TXV02 |
| E(U,C,H)1P62C | A96UHMV110C20<br>A97USMV110C20 | 15.0 | 11.0 | 57,000 | 42,800 | 1800 | 7/8 | 3/8 | 7/8 | 3/8 | 1 1/8 | 3/8 | A4TXV02 |
| E(U,C)1P62D | A96UHMV135D20<br>A97USMV135D20 | 15.0 | 11.0 | 57,000 | 42,800 | 1800 | 7/8 | 3/8 | 7/8 | 3/8 | 1 1/8 | 3/8 | A4TXV02 |

# 4SCU14LE Condensing Units

## 14 SEER, R-410A



### Compressor
- High efficiency scroll compressor
- Grommet mounted compressor for quiet operation
- Internally protected against high temperature motor overload conditions
- Heavy duty compressor sound blanket for quiet operation

### Cabinet
- Full metal louvered jacket coil guard protection
- Controls located in corner post for easy installation and service
- Baked polyester paint finish over galvanized steel for maximum durability
- PVC coated wire fan discharge grille

### Coil
- Enhanced aluminum fins and copper tubing for higher efficiency and capacity
- Raised coil prevents debris from collecting in bottom of coil and causing loss of airflow

### Components
- Filter drier shipped loose for installation flexibility (Bercors 84650–84656 only)
- Charged for 15 feet of line set
- High and low pressure switches (Bercors 84650–84656 only)

### Warranties*
- 10 year limited warranty on compressor
- 10 year limited warranty on all parts
- AHRI certified
- UL listed

* On-line registration required within 60 days of installation. Warranty terms will be impacted if registration not complete on time. See warranty certificate for complete details.

### Condensing Units (Achieve 14 SEER with Piston) — Prices Available on Request

| Dimensions H x W x D (In.) | STD PKG | U/M | BERCOR NUMBER | DESCRIPTION |
|---|---|---|---|---|
| 29-3/4 x 24-3/4 x 26-3/4 | 1 | EA | 84650 | 4SCU14LE118P 14 SEER 208/230V 1PH CONDENSER R410A 1.343060 |
| 29-3/4 x 29.38 x 31-1/4 | 1 | EA | 84651 | 4SCU14LE124P 14 SEER 208/230V 1PH CONDENSER R410A 1.343061 |
| 37-3/4 x 29.38 x 31-1/4 | 1 | EA | 84652 | 4SCU14LE130P 14 SEER 208/230V 1PH CONDENSER R410A 1.343062 |
| 37-3/4 x 29.38 x 31-1/4 | 1 | EA | 84653 | 4SCU14LE136P 14 SEER 208/230V 1PH CONDENSER R410A 1.343063 |
| 29-3/4 x 29.38 x 31-1/4 | 1 | EA | 84654 | 4SCU14LE142P 14 SEER 208/230V 1PH CONDENSER R410A 1.343064 |
| 33-3/4 x 29.38 x 31-1/4 | 1 | EA | 84655 | 4SCU14LE148P 14 SEER 208/230V 1PH CONDENSER R410A 1.343065 |
| 37-3/4 x 29.38 x 37-3/4 | 1 | EA | 84649 | 4SCU14LE159P 14 SEER 208/230V 1PH CONDENSER R410A |
| 37-3/4 x 35-3/4 x 37-3/4 | 1 | EA | 84656 | 4SCU14LE160P 14 SEER 208/230V 1PH CONDENSER R410A 1.343066 |

### Condensing Units (Need TXV to Achieve 14 SEER) — Prices Available on Request

| Dimensions H x W x D (In.) | STD PKG | U/M | BERCOR NUMBER | DESCRIPTION |
|---|---|---|---|---|
| 29-3/4 x 29-3/8 x 31-1/4 | 1 | EA | 84335 | 4SCU14LE141P-1 14 SEER 208/230V 1PH CONDENSER R410A 1.343067 |
| 37-3/4 x 29-3/8 x 30-1/4 | 1 | EA | 84336 | 4SCU14LE147P 14 SEER 208/230V 1PH CONDENSER R410A 1.343068 |

### Accessories

| For Use with the Following Models | STD PKG | U/M | BERCOR NUMBER | DESCRIPTION |
|---|---|---|---|---|
| 4SCU14LE118, 24, 30, 36 | 1 | EA | 67835 | A4TXV01-1 R-410A EXPANSION VALVE |
| 4SCU14LE141, 42, 47, 48, 59, 60 | 1 | EA | 67836 | A4TXV02-1 R-410A EXPANSION VALVE |
| 4SCU14LE48, 60 | 1 | EA | 67839 | H4TXV03-1 R-410A EXPANSION VALVE |

# 4SCU14LE Condensing Unit Performance Ratings

| Indoor Model | | SEER | EER | Rated ARI Capacity[1] | Rated Sensible Capacity | CFM | Refrigerant Connection | | | Refrigerant Line Size | | Indoor Expansion Device | |
|---|---|---|---|---|---|---|---|---|---|---|---|---|---|
| Evaporator Coil or Air Handler[3] | Variable Speed Furnace | | | BTUH | BTUH | | Outdoor Suction | Indoor Suction | Liquid | Suction | Liquid | Piston[2] | TXV |
| **4SCU14LE118P-4** | | | | | | | | | | | | | |
| BCE3M18C****P | | 14.0 | 12.0 | 18000 | 12600 | 650 | 3/4 | 3/4 | 3/8 | 3/4 | 3/8 | 0.053 | A4TXV01 |
| BCS2M24S00NA1P | | 15.1 | 12.5 | 18000 | 12600 | 650 | 3/4 | 3/4 | 3/8 | 3/4 | 3/8 | 0.053 | A4TXV01 |
| BCS2M24V00NA1P | | 15.1 | 12.5 | 18000 | 12600 | 650 | 3/4 | 3/4 | 3/8 | 3/4 | 3/8 | 0.053 | A4TXV01 |
| E*1P23B | EFV08BC | 15.1 | 12.5 | 18000 | 12600 | 650 | 3/4 | 3/4 | 3/8 | 3/4 | 3/8 | 0.053 | A4TXV01 |
| E*1P23B | A97USMV070B12 | 16.0 | 13.0 | 18800 | 12600 | 700 | 3/4 | 3/4 | 3/8 | 3/4 | 3/8 | 0.053 | A4TXV01 |
| E*1P23B | A97DSMV070B12 | 15.1 | 12.5 | 18000 | 12600 | 650 | 3/4 | 3/4 | 3/8 | 3/4 | 3/8 | 0.053 | A4TXV01 |
| E*1P23B | A95UH2V070B12 | 16.0 | 13.0 | 18300 | 12600 | 680 | 3/4 | 3/4 | 3/8 | 3/4 | 3/8 | 0.053 | A4TXV01 |
| E*1P23B | A95UH2V045B12 | 15.1 | 12.5 | 18000 | 12600 | 650 | 3/4 | 3/4 | 3/8 | 3/4 | 3/8 | 0.053 | A4TXV01 |
| E*1P23B | A95UH2E070B12 | 15.1 | 12.5 | 18000 | 12600 | 650 | 3/4 | 3/4 | 3/8 | 3/4 | 3/8 | 0.053 | A4TXV01 |
| E*1P23B | A95UH2E045B12 | 15.1 | 12.5 | 18000 | 12600 | 650 | 3/4 | 3/4 | 3/8 | 3/4 | 3/8 | 0.053 | A4TXV01 |
| E*1P23B | A95UH1E070B12 | 15.1 | 12.5 | 18000 | 12600 | 650 | 3/4 | 3/4 | 3/8 | 3/4 | 3/8 | 0.053 | A4TXV01 |
| E*1P23B | A95UH1E045B12 | 16.0 | 13.0 | 18000 | 12600 | 650 | 3/4 | 3/4 | 3/8 | 3/4 | 3/8 | 0.053 | A4TXV01 |
| E*1P23B | A95DF2V045B12 | 15.1 | 12.5 | 18000 | 12600 | 650 | 3/4 | 3/4 | 3/8 | 3/4 | 3/8 | 0.053 | A4TXV01 |
| E*1P23B | A95DF2E070B16 | 15.1 | 12.5 | 18000 | 12600 | 650 | 3/4 | 3/4 | 3/8 | 3/4 | 3/8 | 0.053 | A4TXV01 |
| E*1P23B | A95DF1E045B12 | 15.1 | 12.5 | 18000 | 12600 | 650 | 3/4 | 3/4 | 3/8 | 3/4 | 3/8 | 0.053 | A4TXV01 |
| E*1P23B | A80US2V090B16 | 15.1 | 12.5 | 18000 | 12600 | 650 | 3/4 | 3/4 | 3/8 | 3/4 | 3/8 | 0.053 | A4TXV01 |
| E*1P23B | A80US2V090B12 | 14.5 | 12.0 | 18000 | 12600 | 650 | 3/4 | 3/4 | 3/8 | 3/4 | 3/8 | 0.053 | A4TXV01 |
| E*1P23A | A80US2V070A12 | 15.1 | 12.5 | 18000 | 12600 | 650 | 3/4 | 3/4 | 3/8 | 3/4 | 3/8 | 0.053 | A4TXV01 |
| E*1P23B | A80UH1E070B12 | 15.1 | 12.5 | 18000 | 12600 | 650 | 3/4 | 3/4 | 3/8 | 3/4 | 3/8 | 0.053 | A4TXV01 |
| E*1P23A | A80UH1E045A12 | 15.1 | 12.5 | 18000 | 12600 | 650 | 3/4 | 3/4 | 3/8 | 3/4 | 3/8 | 0.053 | A4TXV01 |
| E*1P23A | A80DS2V070A12 | 15.1 | 12.5 | 18000 | 12600 | 650 | 3/4 | 3/4 | 3/8 | 3/4 | 3/8 | 0.053 | A4TXV01 |
| E*1P23A | A80DF2V070A12 | 15.1 | 12.5 | 18000 | 12600 | 650 | 3/4 | 3/4 | 3/8 | 3/4 | 3/8 | 0.053 | A4TXV01 |
| E*1P23B | A80DF1E070B12 | 15.1 | 12.5 | 18000 | 12600 | 650 | 3/4 | 3/4 | 3/8 | 3/4 | 3/8 | 0.053 | A4TXV01 |
| E*1P23A | A80DF1E045A12 | 15.1 | 12.5 | 18000 | 12600 | 650 | 3/4 | 3/4 | 3/8 | 3/4 | 3/8 | 0.053 | A4TXV01 |
| E*1P23B | L83HF1V84/95E12 | 15.1 | 12.5 | 18000 | 12600 | 650 | 3/4 | 3/4 | 3/8 | 3/4 | 3/8 | 0.053 | A4TXV01 |
| E*1P23B | L83HR1V84/95E12 | 14.5 | 12.0 | 18000 | 12600 | 650 | 3/4 | 3/4 | 3/8 | 3/4 | 3/8 | 0.053 | A4TXV01 |
| E*1P23B | L83UF1V57/72E12 | 15.1 | 12.5 | 18000 | 12600 | 650 | 3/4 | 3/4 | 3/8 | 3/4 | 3/8 | 0.053 | A4TXV01 |
| E*1P29B | EFV08BC | 15.1 | 12.5 | 18000 | 12600 | 650 | 3/4 | 3/4 | 3/8 | 3/4 | 3/8 | 0.053 | A4TXV01 |
| E*1P29B | A97USMV070B12 | 16.0 | 13.0 | 18000 | 12600 | 650 | 3/4 | 3/4 | 3/8 | 3/4 | 3/8 | 0.053 | A4TXV01 |
| E*1P29B | A97DSMV070B12 | 15.1 | 12.5 | 18000 | 12600 | 650 | 3/4 | 3/4 | 3/8 | 3/4 | 3/8 | 0.053 | A4TXV01 |
| E*1P29B | A95UH2V070B12 | 16.0 | 13.0 | 18000 | 12600 | 650 | 3/4 | 3/4 | 3/8 | 3/4 | 3/8 | 0.053 | A4TXV01 |
| E*1P29B | A95UH2V045B12 | 15.1 | 12.5 | 18000 | 12600 | 650 | 3/4 | 3/4 | 3/8 | 3/4 | 3/8 | 0.053 | A4TXV01 |
| E*1P29B | A95UH2E070B12 | 15.1 | 12.5 | 18000 | 12600 | 650 | 3/4 | 3/4 | 3/8 | 3/4 | 3/8 | 0.053 | A4TXV01 |
| E*1P29B | A95UH2E045B12 | 15.1 | 12.5 | 18000 | 12600 | 650 | 3/4 | 3/4 | 3/8 | 3/4 | 3/8 | 0.053 | A4TXV01 |
| E*1P29B | A95UH1E070B12 | 14.5 | 12.0 | 18000 | 12600 | 650 | 3/4 | 3/4 | 3/8 | 3/4 | 3/8 | 0.053 | A4TXV01 |
| E*1P29B | A95UH1E045B12 | 16.0 | 13.0 | 18000 | 12600 | 650 | 3/4 | 3/4 | 3/8 | 3/4 | 3/8 | 0.053 | A4TXV01 |
| E*1P29B | A95DF2V045B12 | 15.1 | 12.5 | 18000 | 12600 | 650 | 3/4 | 3/4 | 3/8 | 3/4 | 3/8 | 0.053 | A4TXV01 |
| E*1P29B | A95DF2E070B16 | 15.1 | 12.5 | 18000 | 12600 | 650 | 3/4 | 3/4 | 3/8 | 3/4 | 3/8 | 0.053 | A4TXV01 |
| E*1P29B | A95DF2E045B12 | 15.1 | 12.5 | 18000 | 12600 | 650 | 3/4 | 3/4 | 3/8 | 3/4 | 3/8 | 0.053 | A4TXV01 |
| E*1P29B | A95DF1E045B12 | 15.1 | 12.5 | 18000 | 12600 | 650 | 3/4 | 3/4 | 3/8 | 3/4 | 3/8 | 0.053 | A4TXV01 |
| E*1P29B | A80US2V090B16 | 15.1 | 12.5 | 18000 | 12600 | 650 | 3/4 | 3/4 | 3/8 | 3/4 | 3/8 | 0.053 | A4TXV01 |
| E*1P29B | A80US2V090B12 | 15.1 | 12.5 | 18000 | 12600 | 650 | 3/4 | 3/4 | 3/8 | 3/4 | 3/8 | 0.053 | A4TXV01 |
| E*1P29A | A80US2V070A12 | 15.1 | 12.5 | 18000 | 12600 | 650 | 3/4 | 3/4 | 3/8 | 3/4 | 3/8 | 0.053 | A4TXV01 |
| E*1P29B | A80UH1E070B12 | 14.5 | 12.0 | 18000 | 12600 | 650 | 3/4 | 3/4 | 3/8 | 3/4 | 3/8 | 0.053 | A4TXV01 |
| E*1P29A | A80UH1E045A12 | 16.0 | 13.0 | 18000 | 12600 | 640 | 3/4 | 3/4 | 3/8 | 3/4 | 3/8 | 0.053 | A4TXV01 |
| E*1P29A | A80DS2V070A12 | 14.5 | 12.0 | 18000 | 12600 | 650 | 3/4 | 3/4 | 3/8 | 3/4 | 3/8 | 0.053 | A4TXV01 |
| E*1P29A | A80DF2V070A12 | 14.5 | 12.0 | 18000 | 12600 | 650 | 3/4 | 3/4 | 3/8 | 3/4 | 3/8 | 0.053 | A4TXV01 |
| E*1P29B | A80DF1E070B12 | 15.1 | 12.5 | 18000 | 12600 | 650 | 3/4 | 3/4 | 3/8 | 3/4 | 3/8 | 0.053 | A4TXV01 |
| E*1P29A | A80DF1E045A12 | 15.1 | 12.5 | 18000 | 12600 | 650 | 3/4 | 3/4 | 3/8 | 3/4 | 3/8 | 0.053 | A4TXV01 |
| E*1P29B | L83HF1V84/95E12 | 15.1 | 12.5 | 18000 | 12600 | 650 | 3/4 | 3/4 | 3/8 | 3/4 | 3/8 | 0.053 | A4TXV01 |
| E*1P29B | L83HR1V84/95E12 | 15.1 | 12.5 | 18000 | 12600 | 650 | 3/4 | 3/4 | 3/8 | 3/4 | 3/8 | 0.053 | A4TXV01 |
| E*1P29B | L83UF1V57/72E12 | 15.1 | 12.5 | 18000 | 12600 | 650 | 3/4 | 3/4 | 3/8 | 3/4 | 3/8 | 0.053 | A4TXV01 |
| E*1P30B | A95UH2V070B12 | 16.0 | 13.0 | 18000 | 12600 | 650 | 3/4 | 3/4 | 3/8 | 3/4 | 3/8 | 0.053 | A4TXV01 |
| E*1P30B | A95UH2V045B12 | 16.0 | 13.0 | 18000 | 12600 | 650 | 3/4 | 3/4 | 3/8 | 3/4 | 3/8 | 0.053 | A4TXV01 |
| E*1P30B | A95UH2E070B12 | 15.1 | 12.5 | 18000 | 12600 | 650 | 3/4 | 3/4 | 3/8 | 3/4 | 3/8 | 0.053 | A4TXV01 |
| E*1P30B | A95UH2E045B12 | 15.1 | 12.5 | 18000 | 12600 | 650 | 3/4 | 3/4 | 3/8 | 3/4 | 3/8 | 0.053 | A4TXV01 |
| E*1P30B | A95DF2V045BV12 | 16.0 | 13.0 | 18000 | 12600 | 650 | 3/4 | 3/4 | 3/8 | 3/4 | 3/8 | 0.053 | A4TXV01 |
| E*1P30B | A95DF2E070B16 | 15.1 | 12.5 | 18000 | 12600 | 650 | 3/4 | 3/4 | 3/8 | 3/4 | 3/8 | 0.053 | A4TXV01 |
| E*1P30B | A95DF2E045B12 | 15.1 | 12.5 | 18000 | 12600 | 650 | 3/4 | 3/4 | 3/8 | 3/4 | 3/8 | 0.053 | A4TXV01 |

[1] Certified in accordance with Unitary Air Conditioner Certification Program, which is based on AHRI Standard 210/240
[2] Required to achieve AHRI rating. If NA (Not Applicable) is in the piston column, then TXV is required.
[3] A blower time delay relay is standard on all Allied Air Enterprises furnace and AH products.

***Continued on the Following Page***

***Continued from the Previous Page***

| Indoor Model | | SEER | EER | Rated ARI Capacity[1] | Rated Sensible Capacity | CFM | Refrigerant Connection | | | Refrigerant Line Size | | Indoor Expansion Device | |
|---|---|---|---|---|---|---|---|---|---|---|---|---|---|
| Evaporator Coil or Air Handler[3] | Variable Speed Furnace | | | BTUH | BTUH | | Outdoor Suction | Indoor Suction | Liquid | Suction | Liquid | Piston[2] | TXV |
| **4SCU14LE124P-4** | | | | | | | | | | | | | |
| BCE3M24C****P | | 14.0 | 12.0 | 23000 | 17000 | 850 | 3/4 | 3/4 | 3/8 | 3/4 | 3/8 | 0.057 | A4TXV01 |
| BCS2M24S00NA1P | | 16.0 | 13.0 | 23000 | 17000 | 850 | 3/4 | 3/4 | 3/8 | 3/4 | 3/8 | 0.057 | A4TXV01 |
| BCS2M24V00NA1P | | 16.0 | 13.0 | 23000 | 17000 | 850 | 3/4 | 3/4 | 3/8 | 3/4 | 3/8 | 0.057 | A4TXV01 |
| E*1P23B | EFV08BC | 15.1 | 12.5 | 23000 | 17000 | 850 | 3/4 | 3/4 | 3/8 | 3/4 | 3/8 | 0.057 | A4TXV01 |
| E*1P23B | A97USMV070B12 | 15.1 | 12.5 | 23000 | 17000 | 850 | 3/4 | 3/4 | 3/8 | 3/4 | 3/8 | 0.057 | A4TXV01 |
| E*1P23B | A97USMV070B12 | 15.1 | 12.5 | 23000 | 17000 | 850 | 3/4 | 3/4 | 3/8 | 3/4 | 3/8 | 0.057 | A4TXV01 |
| E*1P23B | A97USMV070B12 | 16.0 | 13.0 | 23000 | 17000 | 850 | 3/4 | 3/4 | 3/8 | 3/4 | 3/8 | 0.057 | A4TXV01 |
| E*1P23B | A97DSMV070B12 | 15.1 | 12.5 | 23000 | 17000 | 850 | 3/4 | 3/4 | 3/8 | 3/4 | 3/8 | 0.057 | A4TXV01 |
| E*1P23B | A95UH2V090B12 | 16.0 | 13.0 | 23000 | 17000 | 780 | 3/4 | 3/4 | 3/8 | 3/4 | 3/8 | 0.057 | A4TXV01 |
| E*1P23B | A95UH2V070B12 | 16.0 | 13.0 | 23000 | 17000 | 800 | 3/4 | 3/4 | 3/8 | 3/4 | 3/8 | 0.057 | A4TXV01 |
| E*1P23B | A95UH2V045B12 | 16.0 | 13.0 | 23000 | 17000 | 800 | 3/4 | 3/4 | 3/8 | 3/4 | 3/8 | 0.057 | A4TXV01 |
| E*1P23B | A95UH1E070B12 | 16.0 | 13.0 | 23000 | 17000 | 780 | 3/4 | 3/4 | 3/8 | 3/4 | 3/8 | 0.057 | A4TXV01 |
| E*1P23B | A95UH1E045B12 | 15.1 | 12.5 | 23000 | 17000 | 760 | 3/4 | 3/4 | 3/8 | 3/4 | 3/8 | 0.057 | A4TXV01 |
| E*1P23B | A95DF2V070B16 | 15.1 | 12.5 | 23000 | 17000 | 850 | 3/4 | 3/4 | 3/8 | 3/4 | 3/8 | 0.057 | A4TXV01 |
| E*1P23B | A95DF2V045B12 | 15.1 | 12.5 | 23000 | 17000 | 850 | 3/4 | 3/4 | 3/8 | 3/4 | 3/8 | 0.057 | A4TXV01 |
| E*1P23B | A95DF2E070B16 | 15.1 | 12.0 | 23000 | 17000 | 760 | 3/4 | 3/4 | 3/8 | 3/4 | 3/8 | 0.057 | A4TXV01 |
| E*1P23B | A95DF1E070B16 | 15.1 | 12.5 | 23000 | 17000 | 760 | 3/4 | 3/4 | 3/8 | 3/4 | 3/8 | 0.057 | A4TXV01 |
| E*1P23B | A95DF1E045B12 | 15.1 | 12.5 | 23000 | 17000 | 760 | 3/4 | 3/4 | 3/8 | 3/4 | 3/8 | 0.057 | A4TXV01 |
| E*1P23B | A80US2V090B16 | 15.1 | 12.5 | 23000 | 17000 | 850 | 3/4 | 3/4 | 3/8 | 3/4 | 3/8 | 0.057 | A4TXV01 |
| E*1P23B | A80US2V090B12 | 16.0 | 13.0 | 23000 | 17000 | 830 | 3/4 | 3/4 | 3/8 | 3/4 | 3/8 | 0.057 | A4TXV01 |
| E*1P23A | A80US2V070A12 | 15.1 | 12.0 | 23000 | 17000 | 850 | 3/4 | 3/4 | 3/8 | 3/4 | 3/8 | 0.057 | A4TXV01 |
| E*1P23B | A80UH1E070B12 | 14.5 | 12.0 | 23000 | 17000 | 760 | 3/4 | 3/4 | 3/8 | 3/4 | 3/8 | 0.057 | A4TXV01 |
| E*1P23B | A80UH1E070B12 | 16.0 | 13.0 | 23000 | 17000 | 800 | 3/4 | 3/4 | 3/8 | 3/4 | 3/8 | 0.057 | A4TXV01 |
| E*1P23A | A80UH1E045A12 | 15.1 | 12.5 | 23000 | 17000 | 760 | 3/4 | 3/4 | 3/8 | 3/4 | 3/8 | 0.057 | A4TXV01 |
| E*1P23B | A80DS2V090B16 | 15.1 | 12.5 | 23000 | 17000 | 850 | 3/4 | 3/4 | 3/8 | 3/4 | 3/8 | 0.057 | A4TXV01 |
| E*1P23A | A80DS2V070A12 | 15.1 | 12.0 | 23000 | 17000 | 850 | 3/4 | 3/4 | 3/8 | 3/4 | 3/8 | 0.057 | A4TXV01 |
| E*1P23B | A80DF2V090B16 | 15.1 | 12.5 | 23000 | 17000 | 850 | 3/4 | 3/4 | 3/8 | 3/4 | 3/8 | 0.057 | A4TXV01 |
| E*1P23A | A80DF2V070A12 | 15.1 | 12.0 | 23000 | 17000 | 850 | 3/4 | 3/4 | 3/8 | 3/4 | 3/8 | 0.057 | A4TXV01 |
| E*1P23A | A80DF1E070B12 | 14.5 | 12.0 | 23000 | 17000 | 760 | 3/4 | 3/4 | 3/8 | 3/4 | 3/8 | 0.057 | A4TXV01 |
| E*1P23A | A80DF1E045A12 | 15.1 | 12.5 | 23000 | 17000 | 760 | 3/4 | 3/4 | 3/8 | 3/4 | 3/8 | 0.057 | A4TXV01 |
| E*1P23B | L85UF1V67/87E14 | 15.1 | 12.0 | 23000 | 17000 | 800 | 3/4 | 3/4 | 3/8 | 3/4 | 3/8 | 0.057 | A4TXV01 |
| E*1P23B | L85B*1V67/87E14 | 15.1 | 12.0 | 23000 | 17000 | 800 | 3/4 | 3/4 | 3/8 | 3/4 | 3/8 | 0.057 | A4TXV01 |
| E*1P23B | L83UF1V84/95E14 | 15.1 | 12.5 | 23000 | 17000 | 850 | 3/4 | 3/4 | 3/8 | 3/4 | 3/8 | 0.057 | A4TXV01 |
| E*1P23B | L83UF1V57/72E12 | 15.1 | 12.5 | 23000 | 17000 | 850 | 3/4 | 3/4 | 3/8 | 3/4 | 3/8 | 0.057 | A4TXV01 |
| E*1P23B | L83HR1V84/95E12 | 15.1 | 12.5 | 23000 | 17000 | 850 | 3/4 | 3/4 | 3/8 | 3/4 | 3/8 | 0.057 | A4TXV01 |
| E*1P23B | L83HF1V84/95E12 | 15.1 | 12.5 | 23000 | 17000 | 850 | 3/4 | 3/4 | 3/8 | 3/4 | 3/8 | 0.057 | A4TXV01 |
| E*1P23B | L83B*1V84/95E14 | 15.1 | 12.5 | 23000 | 17000 | 850 | 3/4 | 3/4 | 3/8 | 3/4 | 3/8 | 0.057 | A4TXV01 |
| E*1P24B | EFV08BC | 15.1 | 12.5 | 23000 | 17000 | 850 | 3/4 | 3/4 | 3/8 | 3/4 | 3/8 | 0.057 | A4TXV01 |
| E*1P24B | A97USMV070B12 | 15.1 | 12.5 | 23000 | 17000 | 850 | 3/4 | 3/4 | 3/8 | 3/4 | 3/8 | 0.057 | A4TXV01 |
| E*1P24B | A97USMV070B12 | 15.1 | 12.5 | 23000 | 17000 | 850 | 3/4 | 3/4 | 3/8 | 3/4 | 3/8 | 0.057 | A4TXV01 |
| E*1P24B | | 15.1 | 12.5 | 23000 | 17000 | 850 | 3/4 | 3/4 | 3/8 | 3/4 | 3/8 | 0.057 | A4TXV01 |
| E*1P24B | A95UH2V070B12 | 15.1 | 12.5 | 23000 | 17000 | 850 | 3/4 | 3/4 | 3/8 | 3/4 | 3/8 | 0.057 | A4TXV01 |
| E*1P24B | A95UH2V045B12 | 15.1 | 12.5 | 23000 | 17000 | 850 | 3/4 | 3/4 | 3/8 | 3/4 | 3/8 | 0.057 | A4TXV01 |
| E*1P24B | A95UH2E070B12 | 15.1 | 12.0 | 23000 | 17000 | 770 | 3/4 | 3/4 | 3/8 | 3/4 | 3/8 | 0.057 | A4TXV01 |
| E*1P24B | A95UH1E070B12 | 15.1 | 12.5 | 23000 | 17000 | 770 | 3/4 | 3/4 | 3/8 | 3/4 | 3/8 | 0.057 | A4TXV01 |
| E*1P24B | A95UH1E045B12 | 15.1 | 12.5 | 23000 | 17000 | 770 | 3/4 | 3/4 | 3/8 | 3/4 | 3/8 | 0.057 | A4TXV01 |
| E*1P24B | A95DF2V070B16 | 15.1 | 12.5 | 23000 | 17000 | 850 | 3/4 | 3/4 | 3/8 | 3/4 | 3/8 | 0.057 | A4TXV01 |
| E*1P24B | A95DF2V045B12 | 15.1 | 12.5 | 23000 | 17000 | 850 | 3/4 | 3/4 | 3/8 | 3/4 | 3/8 | 0.057 | A4TXV01 |
| E*1P24B | A95DF2E070B16 | 15.1 | 12.0 | 23000 | 17000 | 770 | 3/4 | 3/4 | 3/8 | 3/4 | 3/8 | 0.057 | A4TXV01 |
| E*1P24B | A95DF1E070B16 | 15.1 | 12.5 | 23000 | 17000 | 770 | 3/4 | 3/4 | 3/8 | 3/4 | 3/8 | 0.057 | A4TXV01 |
| E*1P24B | A95DF1E045B12 | 15.1 | 12.5 | 23000 | 17000 | 770 | 3/4 | 3/4 | 3/8 | 3/4 | 3/8 | 0.057 | A4TXV01 |
| E*1P24B | A80US2V090B16 | 15.1 | 12.5 | 23000 | 17000 | 850 | 3/4 | 3/4 | 3/8 | 3/4 | 3/8 | 0.057 | A4TXV01 |
| E*1P24B | A80US2V090B12 | 15.1 | 12.5 | 23000 | 17000 | 850 | 3/4 | 3/4 | 3/8 | 3/4 | 3/8 | 0.057 | A4TXV01 |
| E*1P24A | A80US2V070A12 | 15.1 | 12.0 | 23000 | 17000 | 850 | 3/4 | 3/4 | 3/8 | 3/4 | 3/8 | 0.057 | A4TXV01 |
| E*1P24B | A80UH1E070B12 | 14.5 | 12.0 | 23000 | 17000 | 770 | 3/4 | 3/4 | 3/8 | 3/4 | 3/8 | 0.057 | A4TXV01 |
| E*1P24A | A80UH1E045A12 | 15.1 | 12.5 | 23000 | 17000 | 770 | 3/4 | 3/4 | 3/8 | 3/4 | 3/8 | 0.057 | A4TXV01 |
| E*1P24B | A80DS2V090B16 | 15.1 | 12.5 | 23000 | 17000 | 850 | 3/4 | 3/4 | 3/8 | 3/4 | 3/8 | 0.057 | A4TXV01 |
| E*1P24A | A80DS2V070A12 | 15.1 | 12.0 | 23000 | 17000 | 850 | 3/4 | 3/4 | 3/8 | 3/4 | 3/8 | 0.057 | A4TXV01 |
| E*1P24B | A80DF2V090B16 | 15.1 | 12.5 | 23000 | 17000 | 850 | 3/4 | 3/4 | 3/8 | 3/4 | 3/8 | 0.057 | A4TXV01 |
| E*1P24A | A80DF2V070A12 | 15.1 | 12.0 | 23000 | 17000 | 850 | 3/4 | 3/4 | 3/8 | 3/4 | 3/8 | 0.057 | A4TXV01 |

[1] Certified in accordance with Unitary Air Conditioner Certification Program, which is based on AHRI Standard 210/240
[2] Required to achieve AHRI rating. If NA (Not Applicable) is in the piston column, then TXV is required.
[3] A blower time delay relay is standard on all Allied Air Enterprises furnace and AH products.

***Continued on the Following Page***

***Continued from the Previous Page***

| Indoor Model | | SEER | EER | Rated ARI Capacity[1] | Rated Sensible Capacity | CFM | Refrigerant Connection | | | Refrigerant Line Size | | Indoor Expansion Device | |
|---|---|---|---|---|---|---|---|---|---|---|---|---|---|
| Evaporator Coil or Air Handler[3] | Variable Speed Furnace | | | BTUH | BTUH | | Outdoor Suction | Indoor Suction | Liquid | Suction | Liquid | Piston[2] | TXV |
| **4SCU14LE124P-4** | | | | | | | | | | | | | |
| E*1P24B | A80DF1E070B12 | 14.5 | 12.0 | 23000 | 17000 | 770 | 3/4 | 3/4 | 3/8 | 3/4 | 3/8 | 0.057 | A4TXV01 |
| E*1P24A | A80DF1E045A12 | 15.1 | 12.5 | 23000 | 17000 | 770 | 3/4 | 3/4 | 3/8 | 3/4 | 3/8 | 0.057 | A4TXV01 |
| E*1P24B | L85UF1V67/87E14 | 15.1 | 12.0 | 23000 | 17000 | 800 | 3/4 | 3/4 | 3/8 | 3/4 | 3/8 | 0.057 | A4TXV01 |
| E*1P24B | L85B*1V67/87E14 | 15.1 | 12.0 | 23000 | 17000 | 800 | 3/4 | 3/4 | 3/8 | 3/4 | 3/8 | 0.057 | A4TXV01 |
| E*1P29B | EFV08BC | 15.1 | 12.5 | 23000 | 17000 | 850 | 3/4 | 3/4 | 3/8 | 3/4 | 3/8 | 0.057 | A4TXV01 |
| E*1P29B | A97USMV070B12 | 15.1 | 12.5 | 23000 | 17000 | 850 | 3/4 | 3/4 | 3/8 | 3/4 | 3/8 | 0.057 | A4TXV01 |
| E*1P29B | A97USMV070B12 | 15.1 | 12.5 | 23000 | 17000 | 850 | 3/4 | 3/4 | 3/8 | 3/4 | 3/8 | 0.057 | A4TXV01 |
| E*1P29B | A97USMV070B12 | 16.0 | 13.0 | 23000 | 17000 | 780 | 3/4 | 3/4 | 3/8 | 3/4 | 3/8 | 0.057 | A4TXV01 |
| E*1P29B | A97DSMV070B12 | 15.1 | 12.5 | 23000 | 17000 | 850 | 3/4 | 3/4 | 3/8 | 3/4 | 3/8 | 0.057 | A4TXV01 |
| E*1P29B | A95UH2V090B12 | 16.0 | 13.0 | 23000 | 17000 | 780 | 3/4 | 3/4 | 3/8 | 3/4 | 3/8 | 0.057 | A4TXV01 |
| E*1P29B | A95UH2V070B12 | 15.1 | 12.5 | 23000 | 17000 | 800 | 3/4 | 3/4 | 3/8 | 3/4 | 3/8 | 0.057 | A4TXV01 |
| E*1P29B | A95UH2V070B12 | 16.0 | 13.0 | 23000 | 17000 | 780 | 3/4 | 3/4 | 3/8 | 3/4 | 3/8 | 0.057 | A4TXV01 |
| E*1P29B | A95UH2V045B12 | 15.1 | 12.5 | 23000 | 17000 | 850 | 3/4 | 3/4 | 3/8 | 3/4 | 3/8 | 0.057 | A4TXV01 |
| E*1P29B | A95UH2V045B12 | 16.0 | 13.0 | 23000 | 17000 | 760 | 3/4 | 3/4 | 3/8 | 3/4 | 3/8 | 0.057 | A4TXV01 |
| E*1P29B | A95UH2E070B12 | 16.0 | 13.0 | 23000 | 17000 | 850 | 3/4 | 3/4 | 3/8 | 3/4 | 3/8 | 0.057 | A4TXV01 |
| E*1P29B | A95UH2E045B12 | 16.0 | 13.0 | 23000 | 17000 | 785 | 3/4 | 3/4 | 3/8 | 3/4 | 3/8 | 0.057 | A4TXV01 |
| E*1P29B | A95UH1E070B12 | 15.1 | 12.5 | 23000 | 17000 | 770 | 3/4 | 3/4 | 3/8 | 3/4 | 3/8 | 0.057 | A4TXV01 |
| E*1P29B | A95UH1E070B12 | 16.0 | 13.0 | 23000 | 17000 | 780 | 3/4 | 3/4 | 3/8 | 3/4 | 3/8 | 0.057 | A4TXV01 |
| E*1P29B | A95UH1E045B12 | 15.1 | 12.5 | 23000 | 17000 | 770 | 3/4 | 3/4 | 3/8 | 3/4 | 3/8 | 0.057 | A4TXV01 |
| E*1P29B | A95UH1E045B12 | 16.0 | 13.0 | 23000 | 17000 | 760 | 3/4 | 3/4 | 3/8 | 3/4 | 3/8 | 0.057 | A4TXV01 |
| E*1P29B | A95DF2V070B16 | 15.1 | 12.5 | 23000 | 17000 | 850 | 3/4 | 3/4 | 3/8 | 3/4 | 3/8 | 0.057 | A4TXV01 |
| E*1P29B | A95DF2V045B12 | 14.5 | 12.5 | 23000 | 17000 | 850 | 3/4 | 3/4 | 3/8 | 3/4 | 3/8 | 0.057 | A4TXV01 |
| E*1P29B | A95DF2E070B16 | 15.1 | 12.0 | 23000 | 17000 | 770 | 3/4 | 3/4 | 3/8 | 3/4 | 3/8 | 0.057 | A4TXV01 |
| E*1P29B | A95DF1E070B16 | 15.1 | 12.5 | 23000 | 17000 | 770 | 3/4 | 3/4 | 3/8 | 3/4 | 3/8 | 0.057 | A4TXV01 |
| E*1P29B | A95DF1E045B12 | 15.1 | 12.5 | 23000 | 17000 | 770 | 3/4 | 3/4 | 3/8 | 3/4 | 3/8 | 0.057 | A4TXV01 |
| E*1P29B | A80US2V090B16 | 15.1 | 12.5 | 23000 | 17000 | 850 | 3/4 | 3/4 | 3/8 | 3/4 | 3/8 | 0.057 | A4TXV01 |
| E*1P29B | A80US2V090B12 | 15.1 | 12.5 | 23000 | 17000 | 850 | 3/4 | 3/4 | 3/8 | 3/4 | 3/8 | 0.057 | A4TXV01 |
| E*1P29A | A80US2V070A12 | 15.1 | 12.5 | 23000 | 17000 | 850 | 3/4 | 3/4 | 3/8 | 3/4 | 3/8 | 0.057 | A4TXV01 |
| E*1P29B | A80UH1E070B12 | 16.0 | 13.0 | 23000 | 17000 | 800 | 3/4 | 3/4 | 3/8 | 3/4 | 3/8 | 0.057 | A4TXV01 |
| E*1P29A | A80UH1E045A12 | 16.0 | 13.0 | 23000 | 17000 | 800 | 3/4 | 3/4 | 3/8 | 3/4 | 3/8 | 0.057 | A4TXV01 |
| E*1P29B | A80DS2V090B16 | 15.1 | 12.5 | 23000 | 17000 | 850 | 3/4 | 3/4 | 3/8 | 3/4 | 3/8 | 0.057 | A4TXV01 |
| E*1P29A | A80DS2V070A12 | 14.5 | 12.5 | 23000 | 17000 | 850 | 3/4 | 3/4 | 3/8 | 3/4 | 3/8 | 0.057 | A4TXV01 |
| E*1P29B | A80DF2V090B16 | 15.1 | 12.5 | 23000 | 17000 | 850 | 3/4 | 3/4 | 3/8 | 3/4 | 3/8 | 0.057 | A4TXV01 |
| E*1P29A | A80DF2V070A12 | 14.5 | 12.5 | 23000 | 17000 | 850 | 3/4 | 3/4 | 3/8 | 3/4 | 3/8 | 0.057 | A4TXV01 |
| E*1P29B | A80DF1E070B12 | 15.1 | 12.5 | 23000 | 17000 | 770 | 3/4 | 3/4 | 3/8 | 3/4 | 3/8 | 0.057 | A4TXV01 |
| E*1P29A | A80DF1E045A12 | 15.1 | 12.5 | 23000 | 17000 | 770 | 3/4 | 3/4 | 3/8 | 3/4 | 3/8 | 0.057 | A4TXV01 |
| E*1P29B | L85UF1V67/87E14 | 15.1 | 12.0 | 23000 | 17000 | 800 | 3/4 | 3/4 | 3/8 | 3/4 | 3/8 | 0.057 | A4TXV01 |
| E*1P29B | L85B*1V67/87E14 | 15.1 | 12.0 | 23000 | 17000 | 800 | 3/4 | 3/4 | 3/8 | 3/4 | 3/8 | 0.057 | A4TXV01 |
| E*1P29B | L83UF1V84/95E14 | 15.1 | 12.5 | 23000 | 17000 | 850 | 3/4 | 3/4 | 3/8 | 3/4 | 3/8 | 0.057 | A4TXV01 |
| E*1P29B | L83UF1V57/72E12 | 15.1 | 12.5 | 23000 | 17000 | 850 | 3/4 | 3/4 | 3/8 | 3/4 | 3/8 | 0.057 | A4TXV01 |
| E*1P29B | L83HR1V84/95E12 | 15.1 | 12.5 | 23000 | 17000 | 850 | 3/4 | 3/4 | 3/8 | 3/4 | 3/8 | 0.057 | A4TXV01 |
| E*1P29B | L83HF1V84/95E12 | 15.1 | 12.5 | 23000 | 17000 | 850 | 3/4 | 3/4 | 3/8 | 3/4 | 3/8 | 0.057 | A4TXV01 |
| E*1P29B | L83B*1V84/95E14 | 15.1 | 12.5 | 23000 | 17000 | 850 | 3/4 | 3/4 | 3/8 | 3/4 | 3/8 | 0.057 | A4TXV01 |
| E*1P30B | EFV08BC | 15.1 | 12.5 | 23000 | 17000 | 850 | 3/4 | 3/4 | 3/8 | 3/4 | 3/8 | 0.057 | A4TXV01 |
| E*1P30B | A97USMV070B12 | 15.1 | 12.5 | 23000 | 17000 | 850 | 3/4 | 3/4 | 3/8 | 3/4 | 3/8 | 0.057 | A4TXV01 |
| E*1P30B | A97USMV070B12 | 15.1 | 12.5 | 23000 | 17000 | 850 | 3/4 | 3/4 | 3/8 | 3/4 | 3/8 | 0.057 | A4TXV01 |
| E*1P30B | A97USMV070B12 | 16.0 | 13.0 | 23000 | 17000 | 850 | 3/4 | 3/4 | 3/8 | 3/4 | 3/8 | 0.057 | A4TXV01 |
| E*1P30B | A97DSMV070B12 | 15.1 | 12.5 | 23000 | 17000 | 850 | 3/4 | 3/4 | 3/8 | 3/4 | 3/8 | 0.057 | A4TXV01 |
| E*1P30B | A95UH2V070B12 | 15.1 | 12.5 | 23000 | 17000 | 850 | 3/4 | 3/4 | 3/8 | 3/4 | 3/8 | 0.057 | A4TXV01 |
| E*1P30B | A95UH2V070B12 | 16.0 | 13.0 | 23000 | 17000 | 780 | 3/4 | 3/4 | 3/8 | 3/4 | 3/8 | 0.057 | A4TXV01 |
| E*1P30B | A95UH2V045B12 | 15.1 | 12.5 | 23000 | 17000 | 850 | 3/4 | 3/4 | 3/8 | 3/4 | 3/8 | 0.057 | A4TXV01 |
| E*1P30B | A95UH2V045B12 | 16.0 | 13.0 | 23000 | 17000 | 760 | 3/4 | 3/4 | 3/8 | 3/4 | 3/8 | 0.057 | A4TXV01 |
| E*1P30B | A95UH2E070B12 | 15.1 | 12.0 | 23000 | 17000 | 770 | 3/4 | 3/4 | 3/8 | 3/4 | 3/8 | 0.057 | A4TXV01 |
| E*1P30B | A95UH1E070B12 | 15.1 | 12.5 | 23000 | 17000 | 770 | 3/4 | 3/4 | 3/8 | 3/4 | 3/8 | 0.057 | A4TXV01 |
| E*1P30B | A95UH1E070B12 | 16.0 | 13.0 | 23000 | 17000 | 780 | 3/4 | 3/4 | 3/8 | 3/4 | 3/8 | 0.057 | A4TXV01 |
| E*1P30B | A95UH1E045B12 | 15.1 | 12.5 | 23000 | 17000 | 770 | 3/4 | 3/4 | 3/8 | 3/4 | 3/8 | 0.057 | A4TXV01 |
| E*1P30B | A95DF2V070B16 | 15.1 | 12.5 | 23000 | 17000 | 850 | 3/4 | 3/4 | 3/8 | 3/4 | 3/8 | 0.057 | A4TXV01 |
| E*1P30B | A95DF2V045B12 | 15.1 | 12.5 | 23000 | 17000 | 850 | 3/4 | 3/4 | 3/8 | 3/4 | 3/8 | 0.057 | A4TXV01 |
| E*1P30B | A95DF2E070B16 | 15.1 | 12.0 | 23000 | 17000 | 770 | 3/4 | 3/4 | 3/8 | 3/4 | 3/8 | 0.057 | A4TXV01 |
| E*1P30B | A95DF1E070B16 | 15.1 | 12.5 | 23000 | 17000 | 770 | 3/4 | 3/4 | 3/8 | 3/4 | 3/8 | 0.057 | A4TXV01 |

[1] Certified in accordance with Unitary Air Conditioner Certification Program, which is based on AHRI Standard 210/240
[2] Required to achieve AHRI rating. If NA (Not Applicable) is in the piston column, then TXV is required.
[3] A blower time delay relay is standard on all Allied Air Enterprises furnace and AH products.

***Continued on the Following Page***

***Continued from the Previous Page***

| Indoor Model | | SEER | EER | Rated ARI Capacity[1] | Rated Sensible Capacity | CFM | Refrigerant Connection | | | Refrigerant Line Size | | Indoor Expansion Device | |
|---|---|---|---|---|---|---|---|---|---|---|---|---|---|
| Evaporator Coil or Air Handler[3] | Variable Speed Furnace | | | BTUH | BTUH | | Outdoor Suction | Indoor Suction | Liquid | Suction | Liquid | Piston[2] | TXV |
| **4SCU14LE124P-4** | | | | | | | | | | | | | |
| E*1P30B | A95DF1E045B12 | 15.1 | 12.5 | 23000 | 17000 | 770 | 3/4 | 3/4 | 3/8 | 3/4 | 3/8 | 0.057 | A4TXV01 |
| E*1P30B | A80US2V090B16 | 15.1 | 12.5 | 23000 | 17000 | 850 | 3/4 | 3/4 | 3/8 | 3/4 | 3/8 | 0.057 | A4TXV01 |
| E*1P30B | A80US2V090B12 | 15.1 | 12.5 | 23000 | 17000 | 850 | 3/4 | 3/4 | 3/8 | 3/4 | 3/8 | 0.057 | A4TXV01 |
| E*1P30B | A80US2V070B12 | 16.0 | 13.0 | 23000 | 17000 | 800 | 3/4 | 3/4 | 3/8 | 3/4 | 3/8 | 0.057 | A4TXV01 |
| E*1P30A | A80US2V070A12 | 15.1 | 12.5 | 23000 | 17000 | 850 | 3/4 | 3/4 | 3/8 | 3/4 | 3/8 | 0.057 | A4TXV01 |
| E*1P30B | A80UH1E070B12 | 16.0 | 13.0 | 23000 | 17000 | 800 | 3/4 | 3/4 | 3/8 | 3/4 | 3/8 | 0.057 | A4TXV01 |
| E*1P30A | A80UH1E045A12 | 16.0 | 13.0 | 23000 | 17000 | 800 | 3/4 | 3/4 | 3/8 | 3/4 | 3/8 | 0.057 | A4TXV01 |
| E*1P30B | A80DS2V090B16 | 15.1 | 12.5 | 23000 | 17000 | 850 | 3/4 | 3/4 | 3/8 | 3/4 | 3/8 | 0.057 | A4TXV01 |
| E*1P30A | A80DS2V070A12 | 15.1 | 12.5 | 23000 | 17000 | 850 | 3/4 | 3/4 | 3/8 | 3/4 | 3/8 | 0.057 | A4TXV01 |
| E*1P30B | A80DF2V090B16 | 15.1 | 12.5 | 23000 | 17000 | 850 | 3/4 | 3/4 | 3/8 | 3/4 | 3/8 | 0.057 | A4TXV01 |
| E*1P30A | A80DF2V070A12 | 15.1 | 12.5 | 23000 | 17000 | 850 | 3/4 | 3/4 | 3/8 | 3/4 | 3/8 | 0.057 | A4TXV01 |
| E*1P30B | A80DF1E070B12 | 15.1 | 12.5 | 23000 | 17000 | 770 | 3/4 | 3/4 | 3/8 | 3/4 | 3/8 | 0.057 | A4TXV01 |
| E*1P30A | A80DF1E045A12 | 15.1 | 12.5 | 23000 | 17000 | 770 | 3/4 | 3/4 | 3/8 | 3/4 | 3/8 | 0.057 | A4TXV01 |
| E*1P30B | L85UF1V67/87E14 | 15.1 | 12.0 | 23000 | 17000 | 800 | 3/4 | 3/4 | 3/8 | 3/4 | 3/8 | 0.057 | A4TXV01 |
| E*1P30B | L85B*1V67/87E14 | 15.1 | 12.0 | 23000 | 17000 | 800 | 3/4 | 3/4 | 3/8 | 3/4 | 3/8 | 0.057 | A4TXV01 |
| E*1P36B | EFV08BC | 15.1 | 12.5 | 23000 | 17000 | 850 | 3/4 | 3/4 | 3/8 | 3/4 | 3/8 | 0.057 | A4TXV01 |
| E*1P36C | A97USMV090C12 | 16.0 | 13.0 | 23000 | 17000 | 780 | 3/4 | 3/4 | 3/8 | 3/4 | 3/8 | 0.057 | A4TXV01 |
| E*1P36B | A97USMV070B12 | 15.1 | 12.5 | 23000 | 17000 | 850 | 3/4 | 3/4 | 3/8 | 3/4 | 3/8 | 0.057 | A4TXV01 |
| E*1P36B | A97USMV070B12 | 15.1 | 12.5 | 23000 | 17000 | 850 | 3/4 | 3/4 | 3/8 | 3/4 | 3/8 | 0.057 | A4TXV01 |
| E*1P36B | A97USMV070B12 | 16.0 | 13.0 | 23000 | 17000 | 780 | 3/4 | 3/4 | 3/8 | 3/4 | 3/8 | 0.057 | A4TXV01 |
| E*1P36B | A97DSMV070B12 | 15.1 | 12.5 | 23000 | 17000 | 850 | 3/4 | 3/4 | 3/8 | 3/4 | 3/8 | 0.057 | A4TXV01 |
| E*1P36B | A95UH2V070B12 | 15.1 | 12.5 | 23000 | 17000 | 800 | 3/4 | 3/4 | 3/8 | 3/4 | 3/8 | 0.057 | A4TXV01 |
| E*1P36B | A95UH2V045B12 | 15.1 | 12.5 | 23000 | 17000 | 850 | 3/4 | 3/4 | 3/8 | 3/4 | 3/8 | 0.057 | A4TXV01 |
| E*1P36B | A95UH1E070B12 | 15.1 | 12.5 | 23000 | 17000 | 770 | 3/4 | 3/4 | 3/8 | 3/4 | 3/8 | 0.057 | A4TXV01 |
| E*1P36B | A95UH1E045B12 | 15.1 | 12.5 | 23000 | 17000 | 770 | 3/4 | 3/4 | 3/8 | 3/4 | 3/8 | 0.057 | A4TXV01 |
| E*1P36B | A95DF2V070B16 | 15.1 | 12.5 | 23000 | 17000 | 850 | 3/4 | 3/4 | 3/8 | 3/4 | 3/8 | 0.057 | A4TXV01 |
| E*1P36B | A95DF2V045B12 | 15.1 | 12.5 | 23000 | 17000 | 850 | 3/4 | 3/4 | 3/8 | 3/4 | 3/8 | 0.057 | A4TXV01 |
| E*1P36B | A95DF2E070B16 | 15.1 | 12.0 | 23000 | 17000 | 770 | 3/4 | 3/4 | 3/8 | 3/4 | 3/8 | 0.057 | A4TXV01 |
| E*1P36B | A95DF1E070B16 | 15.1 | 12.5 | 23000 | 17000 | 770 | 3/4 | 3/4 | 3/8 | 3/4 | 3/8 | 0.057 | A4TXV01 |
| E*1P36B | A95DF1E045B12 | 15.1 | 12.5 | 23000 | 17000 | 770 | 3/4 | 3/4 | 3/8 | 3/4 | 3/8 | 0.057 | A4TXV01 |
| E*1P36B | A80US2V090B16 | 15.1 | 12.5 | 23000 | 17000 | 850 | 3/4 | 3/4 | 3/8 | 3/4 | 3/8 | 0.057 | A4TXV01 |
| E*1P36B | A80US2V090B12 | 16.0 | 13.0 | 23000 | 17000 | 850 | 3/4 | 3/4 | 3/8 | 3/4 | 3/8 | 0.057 | A4TXV01 |
| E*1P36A | A80US2V070A12 | 15.1 | 12.5 | 23000 | 17000 | 850 | 3/4 | 3/4 | 3/8 | 3/4 | 3/8 | 0.057 | A4TXV01 |
| E*1P36B | A80UH1E070B12 | 16.0 | 13.0 | 23000 | 17000 | 800 | 3/4 | 3/4 | 3/8 | 3/4 | 3/8 | 0.057 | A4TXV01 |
| E*1P36A | A80UH1E045A12 | 16.0 | 13.0 | 23000 | 17000 | 800 | 3/4 | 3/4 | 3/8 | 3/4 | 3/8 | 0.057 | A4TXV01 |
| E*1P36B | A80DS2V090B16 | 15.1 | 12.5 | 23000 | 17000 | 850 | 3/4 | 3/4 | 3/8 | 3/4 | 3/8 | 0.057 | A4TXV01 |
| E*1P36A | A80DS2V070A12 | 15.1 | 12.5 | 23000 | 17000 | 850 | 3/4 | 3/4 | 3/8 | 3/4 | 3/8 | 0.057 | A4TXV01 |
| E*1P36B | A80DF2V090B16 | 15.1 | 12.5 | 23000 | 17000 | 850 | 3/4 | 3/4 | 3/8 | 3/4 | 3/8 | 0.057 | A4TXV01 |
| E*1P36A | A80DF2V070A12 | 15.1 | 12.5 | 23000 | 17000 | 850 | 3/4 | 3/4 | 3/8 | 3/4 | 3/8 | 0.057 | A4TXV01 |
| E*1P36B | A80DF1E070B12 | 15.1 | 12.5 | 23000 | 17000 | 770 | 3/4 | 3/4 | 3/8 | 3/4 | 3/8 | 0.057 | A4TXV01 |
| E*1P36A | A80DF1E045A12 | 15.1 | 12.5 | 23000 | 17000 | 770 | 3/4 | 3/4 | 3/8 | 3/4 | 3/8 | 0.057 | A4TXV01 |
| E*1P36B | L85UF1V67/87E14 | 15.1 | 12.0 | 23000 | 17000 | 800 | 3/4 | 3/4 | 3/8 | 3/4 | 3/8 | 0.057 | A4TXV01 |
| E*1P36B | L85B*1V67/87E14 | 15.1 | 12.0 | 23000 | 17000 | 800 | 3/4 | 3/4 | 3/8 | 3/4 | 3/8 | 0.057 | A4TXV01 |
| E*1P36B | L83UF1V84/95E14 | 15.1 | 12.5 | 23000 | 17000 | 850 | 3/4 | 3/4 | 3/8 | 3/4 | 3/8 | 0.057 | A4TXV01 |
| E*1P36B | L83UF1V57/72E12 | 15.1 | 12.5 | 23000 | 17000 | 850 | 3/4 | 3/4 | 3/8 | 3/4 | 3/8 | 0.057 | A4TXV01 |
| E*1P36B | L83HR1V84/95E12 | 15.1 | 12.5 | 23000 | 17000 | 850 | 3/4 | 3/4 | 3/8 | 3/4 | 3/8 | 0.057 | A4TXV01 |
| E*1P36B | L83HF1V84/95E12 | 15.1 | 12.5 | 23000 | 17000 | 850 | 3/4 | 3/4 | 3/8 | 3/4 | 3/8 | 0.057 | A4TXV01 |
| E*1P36B | L83B*1V84/95E14 | 15.1 | 12.50 | 23000 | 17000 | 850 | 3/4 | 3/4 | 3/8 | 3/4 | 3/8 | 0.057 | A4TXV01 |

[1] Certified in accordance with Unitary Air Conditioner Certification Program, which is based on AHRI Standard 210/240
[2] Required to achieve AHRI rating. If NA (Not Applicable) is in the piston column, then TXV is required.
[3] A blower time delay relay is standard on all Allied Air Enterprises furnace and AH products.

***Continued on the Following Page***

***Continued from the Previous Page***

| Indoor Model | | SEER | EER | Rated ARI Capacity[1] BTUH | Rated Sensible Capacity BTUH | CFM | Refrigerant Connection | | | Refrigerant Line Size | | Indoor Expansion Device | |
|---|---|---|---|---|---|---|---|---|---|---|---|---|---|
| Evaporator Coil or Air Handler[3] | Variable Speed Furnace | | | | | | Outdoor Suction | Indoor Suction | Liquid | Suction | Liquid | Piston[2] | TXV |
| **4SCU14LE130P-4** | | | | | | | | | | | | | |
| BCE3M30C****P | | 14.0 | 11.5 | 27000 | 21500 | 1000 | 3/4 | 3/4 | 3/8 | 3/4 | 3/8 | 0.065 | A4TXV01 |
| BCS2M36S00NA1P | | 15.1 | 12.5 | 28000 | 21500 | 1000 | 3/4 | 3/4 | 3/8 | 3/4 | 3/8 | 0.065 | A4TXV01 |
| BCS2M36V00NA1P | | 15.1 | 12.5 | 28000 | 21500 | 1000 | 3/4 | 3/4 | 3/8 | 3/4 | 3/8 | 0.065 | A4TXV01 |
| E*1P29B | EFV12BC | 14.5 | 12.0 | 28000 | 21500 | 1000 | 3/4 | 3/4 | 3/8 | 3/4 | 3/8 | 0.065 | A4TXV01 |
| E*1P29B | A97USMV070B12 | 16.0 | 13.0 | 28000 | 21500 | 1000 | 3/4 | 3/4 | 3/8 | 3/4 | 3/8 | 0.065 | A4TXV01 |
| E*1P29B | A97DSMV070B12 | 15.1 | 12.5 | 28000 | 21500 | 1000 | 3/4 | 3/4 | 3/8 | 3/4 | 3/8 | 0.065 | A4TXV01 |
| E*1P29B | A95UH2V070B12 | 16.0 | 13.0 | 28000 | 21500 | 1000 | 3/4 | 3/4 | 3/8 | 3/4 | 3/8 | 0.065 | A4TXV01 |
| E*1P29B | A95UH2V045B12 | 15.1 | 12.5 | 28000 | 21500 | 1000 | 3/4 | 3/4 | 3/8 | 3/4 | 3/8 | 0.065 | A4TXV01 |
| E*1P29B | A95UH2E070B12 | 14.5 | 12.0 | 28000 | 21500 | 1000 | 3/4 | 3/4 | 3/8 | 3/4 | 3/8 | 0.065 | A4TXV01 |
| E*1P29B | A95UH2E045B12 | 15.0 | 12.0 | 28000 | 21500 | 1000 | 3/4 | 3/4 | 3/8 | 3/4 | 3/8 | 0.065 | A4TXV01 |
| E*1P29B | A95UH1E070B12 | 15.1 | 12.5 | 28000 | 21500 | 1000 | 3/4 | 3/4 | 3/8 | 3/4 | 3/8 | 0.065 | A4TXV01 |
| E*1P29B | A95UH1E045B12 | 15.1 | 12.5 | 28000 | 21500 | 1000 | 3/4 | 3/4 | 3/8 | 3/4 | 3/8 | 0.065 | A4TXV01 |
| E*1P29B | A95DF2V070B16 | 15.1 | 12.5 | 28000 | 21500 | 1000 | 3/4 | 3/4 | 3/8 | 3/4 | 3/8 | 0.065 | A4TXV01 |
| E*1P29B | A95DF2V045B12 | 15.1 | 12.5 | 28000 | 21500 | 1000 | 3/4 | 3/4 | 3/8 | 3/4 | 3/8 | 0.065 | A4TXV01 |
| E*1P29B | A95DF2E070B16 | 15.0 | 12.0 | 28000 | 21500 | 1000 | 3/4 | 3/4 | 3/8 | 3/4 | 3/8 | 0.065 | A4TXV01 |
| E*1P29B | A95DF2E045B12 | 14.5 | 12.0 | 28000 | 21500 | 1000 | 3/4 | 3/4 | 3/8 | 3/4 | 3/8 | 0.065 | A4TXV01 |
| E*1P29B | A95DF1E070B16 | 15.1 | 12.5 | 28000 | 21500 | 1000 | 3/4 | 3/4 | 3/8 | 3/4 | 3/8 | 0.065 | A4TXV01 |
| E*1P29B | A95DF1E045B12 | 15.1 | 12.5 | 28000 | 21500 | 1000 | 3/4 | 3/4 | 3/8 | 3/4 | 3/8 | 0.065 | A4TXV01 |
| E*1P29B | A80US2V090B16 | 15.1 | 12.5 | 28000 | 21500 | 1000 | 3/4 | 3/4 | 3/8 | 3/4 | 3/8 | 0.065 | A4TXV01 |
| E*1P29A | A80US2V070A12 | 15.1 | 12.5 | 28000 | 21500 | 1000 | 3/4 | 3/4 | 3/8 | 3/4 | 3/8 | 0.065 | A4TXV01 |
| E*1P29B | A80UH1E090B16 | 16.0 | 13.0 | 28000 | 21500 | 1000 | 3/4 | 3/4 | 3/8 | 3/4 | 3/8 | 0.065 | A4TXV01 |
| E*1P29A | A80UH1E070B12 | 15.5 | 12.7 | 28000 | 21500 | 1000 | 3/4 | 3/4 | 3/8 | 3/4 | 3/8 | 0.065 | A4TXV01 |
| E*1P29A | A80UH1E045A12 | 15.1 | 12.5 | 28000 | 21500 | 1000 | 3/4 | 3/4 | 3/8 | 3/4 | 3/8 | 0.065 | A4TXV01 |
| E*1P29B | A80DS2V090B16 | 16.0 | 13.0 | 28000 | 21500 | 1000 | 3/4 | 3/4 | 3/8 | 3/4 | 3/8 | 0.065 | A4TXV01 |
| E*1P29B | A80DS2V070A12 | 15.1 | 12.5 | 28000 | 21500 | 1000 | 3/4 | 3/4 | 3/8 | 3/4 | 3/8 | 0.065 | A4TXV01 |
| E*1P29B | A80DF2V090B16 | 15.1 | 12.5 | 28000 | 21500 | 1000 | 3/4 | 3/4 | 3/8 | 3/4 | 3/8 | 0.065 | A4TXV01 |
| E*1P29B | A80DF2V070A12 | 15.1 | 12.5 | 28000 | 21500 | 1000 | 3/4 | 3/4 | 3/8 | 3/4 | 3/8 | 0.065 | A4TXV01 |
| E*1P29B | A80DF1E090B16 | 15.1 | 12.5 | 28000 | 21500 | 1000 | 3/4 | 3/4 | 3/8 | 3/4 | 3/8 | 0.065 | A4TXV01 |
| E*1P29A | A80DF1E070B12 | 15.1 | 12.5 | 28000 | 21500 | 1000 | 3/4 | 3/4 | 3/8 | 3/4 | 3/8 | 0.065 | A4TXV01 |
| E*1P29A | A80DF1E045A12 | 15.1 | 12.5 | 28000 | 21500 | 1000 | 3/4 | 3/4 | 3/8 | 3/4 | 3/8 | 0.065 | A4TXV01 |
| E*1P29B | L83UF1V84/95E14 | 14.5 | 12.0 | 28000 | 21500 | 1000 | 3/4 | 3/4 | 3/8 | 3/4 | 3/8 | 0.065 | A4TXV01 |
| E*1P29B | L83B*1V84/95E14 | 14.5 | 12.0 | 28000 | 21500 | 1000 | 3/4 | 3/4 | 3/8 | 3/4 | 3/8 | 0.065 | A4TXV01 |
| E*1P36C | EFV16CC | 15.1 | 12.5 | 28000 | 21500 | 1000 | 3/4 | 3/4 | 3/8 | 3/4 | 3/8 | 0.065 | A4TXV01 |
| E*1P36B | EFV12BC | 15.1 | 12.5 | 28000 | 21500 | 1000 | 3/4 | 3/4 | 3/8 | 3/4 | 3/8 | 0.065 | A4TXV01 |
| E*1P36C | A97USMV090C16 | 15.1 | 12.5 | 28000 | 21500 | 1000 | 3/4 | 3/4 | 3/8 | 3/4 | 3/8 | 0.065 | A4TXV01 |
| E*1P36C | A97USMV090C12 | 15.1 | 12.5 | 28000 | 21500 | 1000 | 3/4 | 3/4 | 3/8 | 3/4 | 3/8 | 0.065 | A4TXV01 |
| E*1P36B | A97UMV070B12 | 16.0 | 13.0 | 28000 | 21500 | 1000 | 3/4 | 3/4 | 3/8 | 3/4 | 3/8 | 0.065 | A4TXV01 |
| E*1P36C | A97DSMV090C16 | 15.1 | 12.5 | 28000 | 21500 | 1000 | 3/4 | 3/4 | 3/8 | 3/4 | 3/8 | 0.065 | A4TXV01 |
| E*1P36B | A97DSMV070B12 | 15.1 | 12.5 | 28000 | 21500 | 1000 | 3/4 | 3/4 | 3/8 | 3/4 | 3/8 | 0.065 | A4TXV01 |
| E*1P36C | A95UH2V090C16 | 16.0 | 13.0 | 28000 | 21500 | 1000 | 3/4 | 3/4 | 3/8 | 3/4 | 3/8 | 0.065 | A4TXV01 |
| E*1P36C | A95UH2V090C12 | 16.0 | 13.0 | 28000 | 21500 | 1000 | 3/4 | 3/4 | 3/8 | 3/4 | 3/8 | 0.065 | A4TXV01 |
| E*1P36B | A95UH2V070B12 | 15.1 | 12.5 | 28000 | 21500 | 1000 | 3/4 | 3/4 | 3/8 | 3/4 | 3/8 | 0.065 | A4TXV01 |
| E*1P36B | A95UH2V045B12 | 15.1 | 12.5 | 28000 | 21500 | 1000 | 3/4 | 3/4 | 3/8 | 3/4 | 3/8 | 0.065 | A4TXV01 |
| E*1P36B | A95UH2E070B12 | 15.1 | 12.5 | 28000 | 21500 | 1000 | 3/4 | 3/4 | 3/8 | 3/4 | 3/8 | 0.065 | A4TXV01 |
| E*1P36B | A95UH2E045B12 | 15.1 | 12.5 | 28000 | 21500 | 1000 | 3/4 | 3/4 | 3/8 | 3/4 | 3/8 | 0.065 | A4TXV01 |
| E*1P36C | A95UH1E090C16 | 15.1 | 12.5 | 28000 | 21500 | 1000 | 3/4 | 3/4 | 3/8 | 3/4 | 3/8 | 0.065 | A4TXV01 |
| E*1P36B | A95UH1E070B12 | 15.1 | 12.5 | 28000 | 21500 | 1000 | 3/4 | 3/4 | 3/8 | 3/4 | 3/8 | 0.065 | A4TXV01 |
| E*1P36B | A95UH1E045B12 | 15.1 | 12.5 | 28000 | 21500 | 1000 | 3/4 | 3/4 | 3/8 | 3/4 | 3/8 | 0.065 | A4TXV01 |
| E*1P36C | A95DF2V110C20 | 15.1 | 12.5 | 28000 | 21500 | 1000 | 3/4 | 3/4 | 3/8 | 3/4 | 3/8 | 0.065 | A4TXV01 |
| E*1P36C | A95DF2V090C20 | 15.1 | 12.5 | 28000 | 21500 | 1000 | 3/4 | 3/4 | 3/8 | 3/4 | 3/8 | 0.065 | A4TXV01 |
| E*1P36B | A95DF2V070B16 | 15.1 | 12.5 | 28000 | 21500 | 1000 | 3/4 | 3/4 | 3/8 | 3/4 | 3/8 | 0.065 | A4TXV01 |
| E*1P36B | A95DF2V045B12 | 15.1 | 12.5 | 28000 | 21500 | 1000 | 3/4 | 3/4 | 3/8 | 3/4 | 3/8 | 0.065 | A4TXV01 |
| E*1P36B | A95DF2E070B16 | 15.1 | 12.5 | 28000 | 21500 | 1000 | 3/4 | 3/4 | 3/8 | 3/4 | 3/8 | 0.065 | A4TXV01 |
| E*1P36B | A95DF2E045B12 | 15.1 | 12.5 | 28000 | 21500 | 1000 | 3/4 | 3/4 | 3/8 | 3/4 | 3/8 | 0.065 | A4TXV01 |
| E*1P36C | A95DF1E090C16 | 15.1 | 12.0 | 28000 | 21500 | 1000 | 3/4 | 3/4 | 3/8 | 3/4 | 3/8 | 0.065 | A4TXV01 |
| E*1P36B | A95DF1E070B16 | 15.1 | 12.5 | 28000 | 21500 | 1000 | 3/4 | 3/4 | 3/8 | 3/4 | 3/8 | 0.065 | A4TXV01 |
| E*1P36B | A95DF1E045B12 | 15.1 | 12.5 | 28000 | 21500 | 1000 | 3/4 | 3/4 | 3/8 | 3/4 | 3/8 | 0.065 | A4TXV01 |
| E*1P36C | A80US2V090C20 | 15.1 | 12.5 | 28000 | 21500 | 1000 | 3/4 | 3/4 | 3/8 | 3/4 | 3/8 | 0.065 | A4TXV01 |
| E*1P36B | A80US2V090B16 | 15.1 | 12.5 | 28000 | 21500 | 1000 | 3/4 | 3/4 | 3/8 | 3/4 | 3/8 | 0.065 | A4TXV01 |
| E*1P36B | A80US2V090B12 | 15.1 | 12.5 | 28000 | 21500 | 1000 | 3/4 | 3/4 | 3/8 | 3/4 | 3/8 | 0.065 | A4TXV01 |

[1] Certified in accordance with Unitary Air Conditioner Certification Program, which is based on AHRI Standard 210/240
[2] Required to achieve AHRI rating. If NA (Not Applicable) is in the piston column, then TXV is required.
[3] A blower time delay relay is standard on all Allied Air Enterprises furnace and AH products.

***Continued on the Following Page***

***Continued from the Previous Page***

| Indoor Model | | SEER | EER | Rated ARI Capacity[1] | Rated Sensible Capacity | CFM | Refrigerant Connection | | | Refrigerant Line Size | | Indoor Expansion Device | |
|---|---|---|---|---|---|---|---|---|---|---|---|---|---|
| Evaporator Coil or Air Handler[3] | Variable Speed Furnace | | | BTUH | BTUH | | Outdoor Suction | Indoor Suction | Liquid | Suction | Liquid | Piston[2] | TXV |
| **4SCU14LE130P-4** | | | | | | | | | | | | | |
| E*1P36A | A80US2V070A12 | 15.1 | 12.5 | 28000 | 21500 | 1000 | 3/4 | 3/4 | 3/8 | 3/4 | 3/8 | 0.065 | A4TXV01 |
| E*1P36B | A80UH1E090B16 | 16.0 | 13.0 | 28000 | 21500 | 1000 | 3/4 | 3/4 | 3/8 | 3/4 | 3/8 | 0.065 | A4TXV01 |
| E*1P36B | A80UH1E070B12 | 15.5 | 12.7 | 28000 | 21500 | 1000 | 3/4 | 3/4 | 3/8 | 3/4 | 3/8 | 0.065 | A4TXV01 |
| E*1P36A | A80UH1E045A12 | 15.1 | 12.5 | 28000 | 21500 | 1000 | 3/4 | 3/4 | 3/8 | 3/4 | 3/8 | 0.065 | A4TXV01 |
| E*1P36C | A80DS2V110C20 | 15.1 | 12.5 | 28000 | 21500 | 1000 | 3/4 | 3/4 | 3/8 | 3/4 | 3/8 | 0.065 | A4TXV01 |
| E*1P36B | A80DS2V090B16 | 16.0 | 13.0 | 28000 | 21500 | 1000 | 3/4 | 3/4 | 3/8 | 3/4 | 3/8 | 0.065 | A4TXV01 |
| E*1P36A | A80DS2V070A12 | 15.1 | 12.5 | 28000 | 21500 | 1000 | 3/4 | 3/4 | 3/8 | 3/4 | 3/8 | 0.065 | A4TXV01 |
| E*1P36C | A80DF2V110C20 | 15.1 | 12.5 | 28000 | 21500 | 1000 | 3/4 | 3/4 | 3/8 | 3/4 | 3/8 | 0.065 | A4TXV01 |
| E*1P36B | A80DF2V090B16 | 15.1 | 12.5 | 28000 | 21500 | 1000 | 3/4 | 3/4 | 3/8 | 3/4 | 3/8 | 0.065 | A4TXV01 |
| E*1P36A | A80DF2V070A12 | 15.1 | 12.5 | 28000 | 21500 | 1000 | 3/4 | 3/4 | 3/8 | 3/4 | 3/8 | 0.065 | A4TXV01 |
| E*1P36B | A80DF1E090B16 | 15.1 | 12.5 | 28000 | 21500 | 1000 | 3/4 | 3/4 | 3/8 | 3/4 | 3/8 | 0.065 | A4TXV01 |
| E*1P36B | A80DF1E070B12 | 15.1 | 12.5 | 28000 | 21500 | 1000 | 3/4 | 3/4 | 3/8 | 3/4 | 3/8 | 0.065 | A4TXV01 |
| E*1P36A | A80DF1E045A12 | 15.1 | 12.5 | 28000 | 21500 | 1000 | 3/4 | 3/4 | 3/8 | 3/4 | 3/8 | 0.065 | A4TXV01 |
| E*1P36B | L83UF1V84/95E14 | 15.1 | 12.5 | 28000 | 21500 | 1000 | 3/4 | 3/4 | 3/8 | 3/4 | 3/8 | 0.065 | A4TXV01 |
| E*1P36B | L83B*1V84/95E14 | 15.1 | 12.5 | 28000 | 21500 | 1000 | 3/4 | 3/4 | 3/8 | 3/4 | 3/8 | 0.065 | A4TXV01 |
| E*1P43B | A97USMV070B12 | 16.0 | 13.0 | 28000 | 21500 | 1000 | 3/4 | 3/4 | 3/8 | 3/4 | 3/8 | 0.065 | A4TXV01 |
| E*1P43C | A95UH2V090C16 | 16.0 | 13.0 | 28000 | 21500 | 1000 | 3/4 | 3/4 | 3/8 | 3/4 | 3/8 | 0.065 | A4TXV01 |
| E*1P43C | A95UH2V090C12 | 16.0 | 13.0 | 28000 | 21500 | 1000 | 3/4 | 3/4 | 3/8 | 3/4 | 3/8 | 0.065 | A4TXV01 |
| E*1P43B | A95UH2V070B12 | 15.1 | 12.5 | 28000 | 21500 | 1000 | 3/4 | 3/4 | 3/8 | 3/4 | 3/8 | 0.065 | A4TXV01 |
| E*1P43B | A95UH2V045B12 | 15.1 | 12.5 | 28000 | 21500 | 1000 | 3/4 | 3/4 | 3/8 | 3/4 | 3/8 | 0.065 | A4TXV01 |
| E*1P43B | A95UH2E070B12 | 14.5 | 12.0 | 28000 | 21500 | 1000 | 3/4 | 3/4 | 3/8 | 3/4 | 3/8 | 0.065 | A4TXV01 |
| E*1P43B | A95UH2E045B12 | 15.1 | 12.5 | 28000 | 21500 | 1000 | 3/4 | 3/4 | 3/8 | 3/4 | 3/8 | 0.065 | A4TXV01 |
| E*1P43C | A95UH1E090C16 | 15.1 | 12.5 | 28000 | 21500 | 1000 | 3/4 | 3/4 | 3/8 | 3/4 | 3/8 | 0.065 | A4TXV01 |
| E*1P43B | A95UH1E070B12 | 15.1 | 12.5 | 28000 | 21500 | 1000 | 3/4 | 3/4 | 3/8 | 3/4 | 3/8 | 0.065 | A4TXV01 |
| E*1P43B | A95UH1E045B12 | 15.1 | 12.5 | 28000 | 21500 | 1000 | 3/4 | 3/4 | 3/8 | 3/4 | 3/8 | 0.065 | A4TXV01 |
| E*1P43C | A95DF2V110C20 | 15.1 | 12.5 | 28000 | 21500 | 1000 | 3/4 | 3/4 | 3/8 | 3/4 | 3/8 | 0.065 | A4TXV01 |
| E*1P43C | A95DF2V090C20 | 15.1 | 12.5 | 28000 | 21500 | 1000 | 3/4 | 3/4 | 3/8 | 3/4 | 3/8 | 0.065 | A4TXV01 |
| E*1P43B | A95DF2V070B16 | 15.1 | 12.5 | 28000 | 21500 | 1000 | 3/4 | 3/4 | 3/8 | 3/4 | 3/8 | 0.065 | A4TXV01 |
| E*1P43B | A95DF2V045B12 | 15.1 | 12.5 | 28000 | 21500 | 1000 | 3/4 | 3/4 | 3/8 | 3/4 | 3/8 | 0.065 | A4TXV01 |
| E*1P43B | A95DF2E070B16 | 15.1 | 12.5 | 28000 | 21500 | 1000 | 3/4 | 3/4 | 3/8 | 3/4 | 3/8 | 0.065 | A4TXV01 |
| E*1P43B | A95DF2E045B12 | 14.5 | 12.0 | 28000 | 21500 | 1000 | 3/4 | 3/4 | 3/8 | 3/4 | 3/8 | 0.065 | A4TXV01 |
| E*1P43C | A95DF1E090C16 | 15.1 | 12.5 | 28000 | 21500 | 1000 | 3/4 | 3/4 | 3/8 | 3/4 | 3/8 | 0.065 | A4TXV01 |
| E*1P43B | A95DF1E070B16 | 15.1 | 12.5 | 28000 | 21500 | 1000 | 3/4 | 3/4 | 3/8 | 3/4 | 3/8 | 0.065 | A4TXV01 |
| E*1P43B | A95DF1E045B12 | 15.1 | 12.5 | 28000 | 21500 | 1000 | 3/4 | 3/4 | 3/8 | 3/4 | 3/8 | 0.065 | A4TXV01 |
| E*1P43B | A80US2V090B16 | 15.1 | 12.5 | 28000 | 21500 | 1000 | 3/4 | 3/4 | 3/8 | 3/4 | 3/8 | 0.065 | A4TXV01 |
| E*1P43B | A80US2V090B12 | 16.0 | 13.0 | 28000 | 21500 | 1000 | 3/4 | 3/4 | 3/8 | 3/4 | 3/8 | 0.065 | A4TXV01 |
| E*1P43B | A80UH1E090B16 | 16.0 | 13.0 | 28000 | 21500 | 1000 | 3/4 | 3/4 | 3/8 | 3/4 | 3/8 | 0.065 | A4TXV01 |
| E*1P43B | A80UH1E070B12 | 15.5 | 12.7 | 28000 | 21500 | 1000 | 3/4 | 3/4 | 3/8 | 3/4 | 3/8 | 0.065 | A4TXV01 |
| E*1P43B | A80DF1E090B16 | 15.1 | 12.5 | 28000 | 21500 | 1000 | 3/4 | 3/4 | 3/8 | 3/4 | 3/8 | 0.065 | A4TXV01 |
| E*1P43B | A80DF1E070B12 | 15.1 | 12.5 | 28000 | 21500 | 1000 | 3/4 | 3/4 | 3/8 | 3/4 | 3/8 | 0.065 | A4TXV01 |
| E*1P43B | L83UF1V84/95E14 | 14.5 | 12.0 | 28000 | 21500 | 1000 | 3/4 | 3/4 | 3/8 | 3/4 | 3/8 | 0.065 | A4TXV01 |
| E*1P43B | L83UF1V57/72E12 | 14.5 | 12.0 | 28000 | 21500 | 1000 | 3/4 | 3/4 | 3/8 | 3/4 | 3/8 | 0.065 | A4TXV01 |
| E*1P43B | L83B*1V84/95E14 | 15.1 | 12.5 | 28000 | 21500 | 1000 | 3/4 | 3/4 | 3/8 | 3/4 | 3/8 | 0.065 | A4TXV01 |

[1] Certified in accordance with Unitary Air Conditioner Certification Program, which is based on AHRI Standard 210/240
[2] Required to achieve AHRI rating. If NA (Not Applicable) is in the piston column, then TXV is required.
[3] A blower time delay relay is standard on all Allied Air Enterprises furnace and AH products.

***Continued on the Following Page***

***Continued from the Previous Page***

| Indoor Model | | SEER | EER | Rated ARI Capacity[1] BTUH | Rated Sensible Capacity BTUH | CFM | Refrigerant Connection | | | Refrigerant Line Size | | Indoor Expansion Device | |
|---|---|---|---|---|---|---|---|---|---|---|---|---|---|
| Evaporator Coil or Air Handler[3] | Variable Speed Furnace | | | | | | Outdoor Suction | Indoor Suction | Liquid | Suction | Liquid | Piston[2] | TXV |
| **4SCU14LE136P-4** | | | | | | | | | | | | | |
| BCE3M36C****P | | 13.5 | 11.5 | 33000 | 24800 | 1200 | 7/8 | 7/8 | 3/8 | 7/8 | 3/8 | 0.071 | A4TXV01 |
| BCE3M42C****P | | 14.0 | 12.0 | 34000 | 24800 | 1200 | 7/8 | 7/8 | 3/8 | 7/8 | 3/8 | 0.071 | A4TXV01 |
| BCS2M36V00NA1P | | 15.1 | 12.5 | 34000 | 24800 | 1200 | 7/8 | 7/8 | 3/8 | 7/8 | 3/8 | 0.071 | A4TXV01 |
| BCS2M42V00NA1P | | 15.0 | 12.5 | 34000 | 24800 | 1200 | 7/8 | 7/8 | 3/8 | 7/8 | 3/8 | 0.071 | A4TXV01 |
| BCS2M48V00NA1P | | 15.0 | 12.5 | 34000 | 24800 | 1200 | 7/8 | 7/8 | 3/8 | 7/8 | 3/8 | 0.071 | A4TXV01 |
| E*1P36C | EFV16CC | 15.1 | 12.5 | 34000 | 24800 | 1200 | 7/8 | 7/8 | 3/8 | 7/8 | 3/8 | 0.071 | A4TXV01 |
| E*1P36B | EFV12BC | 15.1 | 12.5 | 34000 | 24800 | 1200 | 7/8 | 7/8 | 3/8 | 7/8 | 3/8 | 0.071 | A4TXV01 |
| E*1P36C | A97USMV110C20 | 15.1 | 12.5 | 34000 | 24800 | 1200 | 7/8 | 7/8 | 3/8 | 7/8 | 3/8 | 0.071 | A4TXV01 |
| E*1P36C | A97USMV090C16 | 15.1 | 12.5 | 34000 | 24800 | 1200 | 7/8 | 7/8 | 3/8 | 7/8 | 3/8 | 0.071 | A4TXV01 |
| E*1P36C | A97USMV090C12 | 15.1 | 12.5 | 34000 | 24800 | 1200 | 7/8 | 7/8 | 3/8 | 7/8 | 3/8 | 0.071 | A4TXV01 |
| E*1P36B | A97USMV070B12 | 14.5 | 12.0 | 34000 | 24800 | 1200 | 7/8 | 7/8 | 3/8 | 7/8 | 3/8 | 0.071 | A4TXV01 |
| E*1P36C | A97DSMV110C20 | 14.5 | 12.0 | 34000 | 24800 | 1200 | 7/8 | 7/8 | 3/8 | 7/8 | 3/8 | 0.071 | A4TXV01 |
| E*1P36C | A97DSMV090C20 | 14.5 | 12.0 | 34000 | 24800 | 1200 | 7/8 | 7/8 | 3/8 | 7/8 | 3/8 | 0.071 | A4TXV01 |
| E*1P36C | A97DSMV090C16 | 14.5 | 12.0 | 34000 | 24800 | 1200 | 7/8 | 7/8 | 3/8 | 7/8 | 3/8 | 0.071 | A4TXV01 |
| E*1P36B | A97DSMV070B12 | 14.5 | 12.0 | 34000 | 24800 | 1200 | 7/8 | 7/8 | 3/8 | 7/8 | 3/8 | 0.071 | A4TXV01 |
| E*1P36C | A95UH2V110C20 | 15.1 | 12.5 | 34000 | 24800 | 1200 | 7/8 | 7/8 | 3/8 | 7/8 | 3/8 | 0.071 | A4TXV01 |
| E*1P36C | A95UH2V110C16 | 15.1 | 12.5 | 34000 | 24800 | 1200 | 7/8 | 7/8 | 3/8 | 7/8 | 3/8 | 0.071 | A4TXV01 |
| E*1P36C | A95UH2V090C20 | 15.1 | 12.5 | 34000 | 24800 | 1200 | 7/8 | 7/8 | 3/8 | 7/8 | 3/8 | 0.071 | A4TXV01 |
| E*1P36C | A95UH2V090C16 | 15.1 | 12.5 | 34000 | 24800 | 1200 | 7/8 | 7/8 | 3/8 | 7/8 | 3/8 | 0.071 | A4TXV01 |
| E*1P36C | A95UH2V090C12 | 15.1 | 12.5 | 34000 | 24800 | 1200 | 7/8 | 7/8 | 3/8 | 7/8 | 3/8 | 0.071 | A4TXV01 |
| E*1P36B | A95UH2V070B12 | 14.5 | 12.5 | 34000 | 24800 | 1200 | 7/8 | 7/8 | 3/8 | 7/8 | 3/8 | 0.071 | A4TXV01 |
| E*1P36B | A95UH2V045B12 | 14.5 | 12.0 | 34000 | 24800 | 1200 | 7/8 | 7/8 | 3/8 | 7/8 | 3/8 | 0.071 | A4TXV01 |
| E*1P36C | A95UH2E110C20 | 15.1 | 12.5 | 34000 | 24800 | 1200 | 7/8 | 7/8 | 3/8 | 7/8 | 3/8 | 0.071 | A4TXV01 |
| E*1P36C | A95UH2E090C16 | 15.1 | 12.5 | 34000 | 24800 | 1200 | 7/8 | 7/8 | 3/8 | 7/8 | 3/8 | 0.071 | A4TXV01 |
| E*1P36C | A95UH1E110C20 | 15.1 | 12.5 | 34000 | 24800 | 1200 | 7/8 | 7/8 | 3/8 | 7/8 | 3/8 | 0.071 | A4TXV01 |
| E*1P36C | A95UH1E090C16 | 15.1 | 12.5 | 34000 | 24800 | 1200 | 7/8 | 7/8 | 3/8 | 7/8 | 3/8 | 0.071 | A4TXV01 |
| E*1P36C | A95DF2V110C20 | 15.1 | 12.5 | 34000 | 24800 | 1200 | 7/8 | 7/8 | 3/8 | 7/8 | 3/8 | 0.071 | A4TXV01 |
| E*1P36C | A95DF2V090C20 | 14.5 | 12.0 | 34000 | 24800 | 1200 | 7/8 | 7/8 | 3/8 | 7/8 | 3/8 | 0.071 | A4TXV01 |
| E*1P36B | A95DF2V045B12 | 14.5 | 12.0 | 34000 | 24800 | 1200 | 7/8 | 7/8 | 3/8 | 7/8 | 3/8 | 0.071 | A4TXV01 |
| E*1P36C | A95DF2E110C20 | 15.1 | 12.5 | 34000 | 24800 | 1200 | 7/8 | 7/8 | 3/8 | 7/8 | 3/8 | 0.071 | A4TXV01 |
| E*1P36C | A95DF2E090C16 | 15.1 | 12.5 | 34000 | 24800 | 1200 | 7/8 | 7/8 | 3/8 | 7/8 | 3/8 | 0.071 | A4TXV01 |
| E*1P36B | A95DF2E070B16 | 15.1 | 12.5 | 34000 | 24800 | 1150 | 7/8 | 7/8 | 3/8 | 7/8 | 3/8 | 0.071 | A4TXV01 |
| E*1P36C | A95DF1E110C20 | 15.1 | 12.5 | 34000 | 24800 | 1200 | 7/8 | 7/8 | 3/8 | 7/8 | 3/8 | 0.071 | A4TXV01 |
| E*1P36C | A95DF1E090C16 | 15.1 | 12.5 | 34000 | 24800 | 1200 | 7/8 | 7/8 | 3/8 | 7/8 | 3/8 | 0.071 | A4TXV01 |
| E*1P36B | A95DF1E070B16 | 14.5 | 12.0 | 34000 | 24800 | 1200 | 7/8 | 7/8 | 3/8 | 7/8 | 3/8 | 0.071 | A4TXV01 |
| E*1P36C | A80US2V110C20 | 14.5 | 12.0 | 34000 | 24800 | 1200 | 7/8 | 7/8 | 3/8 | 7/8 | 3/8 | 0.071 | A4TXV01 |
| E*1P36C | A80US2V090C20 | 14.5 | 12.0 | 34000 | 24800 | 1200 | 7/8 | 7/8 | 3/8 | 7/8 | 3/8 | 0.071 | A4TXV01 |
| E*1P36B | A80US2V090B16 | 14.5 | 12.0 | 34000 | 24800 | 1200 | 7/8 | 7/8 | 3/8 | 7/8 | 3/8 | 0.071 | A4TXV01 |
| E*1P36B | A80US2V090B12 | 14.5 | 12.0 | 34000 | 24800 | 1170 | 7/8 | 7/8 | 3/8 | 7/8 | 3/8 | 0.071 | A4TXV01 |
| E*1P36C | A80UH1E110C20 | 16.0 | 13.0 | 34000 | 24800 | 1200 | 7/8 | 7/8 | 3/8 | 7/8 | 3/8 | 0.071 | A4TXV01 |
| E*1P36C | A80UH1E090C20 | 14.5 | 12.0 | 34000 | 24800 | 1200 | 7/8 | 7/8 | 3/8 | 7/8 | 3/8 | 0.071 | A4TXV01 |
| E*1P36B | A80UH1E090B16 | 14.5 | 12.0 | 34000 | 24800 | 1200 | 7/8 | 7/8 | 3/8 | 7/8 | 3/8 | 0.071 | A4TXV01 |
| E*1P36B | A80UH1E070B12 | 16.0 | 13.0 | 34000 | 24800 | 1200 | 7/8 | 7/8 | 3/8 | 7/8 | 3/8 | 0.071 | A4TXV01 |
| E*1P36C | A80DS2V110C20 | 15.1 | 12.0 | 34000 | 24800 | 1200 | 7/8 | 7/8 | 3/8 | 7/8 | 3/8 | 0.071 | A4TXV01 |
| E*1P36B | A80DS2V090B16 | 14.5 | 12.0 | 34000 | 24800 | 1200 | 7/8 | 7/8 | 3/8 | 7/8 | 3/8 | 0.071 | A4TXV01 |
| E*1P36C | A80DF2V110C20 | 15.1 | 12.0 | 34000 | 24800 | 1200 | 7/8 | 7/8 | 3/8 | 7/8 | 3/8 | 0.071 | A4TXV01 |
| E*1P36B | A80DF2V090B16 | 14.5 | 12.0 | 34000 | 24800 | 1200 | 7/8 | 7/8 | 3/8 | 7/8 | 3/8 | 0.071 | A4TXV01 |
| E*1P36C | A80DF1E110C20 | 14.50 | 12.0 | 34000 | 24800 | 1200 | 7/8 | 7/8 | 3/8 | 7/8 | 3/8 | 0.071 | A4TXV01 |
| E*1P36B | A80DF1E090B16 | 15.10 | 12.5 | 34000 | 24800 | 1200 | 7/8 | 7/8 | 3/8 | 7/8 | 3/8 | 0.071 | A4TXV01 |
| E*1P36B | A80DF1E070B12 | 14.50 | 12.0 | 34000 | 24800 | 1200 | 7/8 | 7/8 | 3/8 | 7/8 | 3/8 | 0.071 | A4TXV01 |
| E*1P36B | L83UF1V84/95E14 | 14.50 | 12.5 | 34000 | 24800 | 1200 | 7/8 | 7/8 | 3/8 | 7/8 | 3/8 | 0.071 | A4TXV01 |
| E*1P36B | L83B*1V84/95E14 | 14.50 | 12.5 | 34000 | 24800 | 1200 | 7/8 | 7/8 | 3/8 | 7/8 | 3/8 | 0.071 | A4TXV01 |
| E*1P36B | L83B*1V112/125F20 | 15.10 | 12.5 | 34000 | 24800 | 1200 | 7/8 | 7/8 | 3/8 | 7/8 | 3/8 | 0.071 | A4TXV01 |
| E*1P43C | A97USMV110C20 | 16.00 | 13.0 | 34000 | 24800 | 1200 | 7/8 | 7/8 | 3/8 | 7/8 | 3/8 | 0.071 | A4TXV01 |
| E*1P43C | A97USMV090C16 | 15.10 | 12.5 | 34000 | 24800 | 1200 | 7/8 | 7/8 | 3/8 | 7/8 | 3/8 | 0.071 | A4TXV01 |
| E*1P43C | A97USMV090C12 | 15.10 | 12.5 | 34000 | 24800 | 1200 | 7/8 | 7/8 | 3/8 | 7/8 | 3/8 | 0.071 | A4TXV01 |
| E*1P43C | A97USMV070B12 | 14.50 | 12.0 | 34000 | 24800 | 1200 | 7/8 | 7/8 | 3/8 | 7/8 | 3/8 | 0.071 | A4TXV01 |
| E*1P43C | A97DSMV110C20 | 15.10 | 12.5 | 34000 | 24800 | 1200 | 7/8 | 7/8 | 3/8 | 7/8 | 3/8 | 0.071 | A4TXV01 |
| E*1P43C | A97DSMV090C20 | 15.10 | 12.5 | 34000 | 24800 | 1200 | 7/8 | 7/8 | 3/8 | 7/8 | 3/8 | 0.071 | A4TXV01 |
| E*1P43C | A97DSMV090C16 | 15.10 | 12.5 | 34000 | 24800 | 1200 | 7/8 | 7/8 | 3/8 | 7/8 | 3/8 | 0.071 | A4TXV01 |

[1] Certified in accordance with Unitary Air Conditioner Certification Program, which is based on AHRI Standard 210/240
[2] Required to achieve AHRI rating. If NA (Not Applicable) is in the piston column, then TXV is required.
[3] A blower time delay relay is standard on all Allied Air Enterprises furnace and AH products.

***Continued on the Following Page***

***Continued from the Previous Page***

| Indoor Model | | SEER | EER | Rated ARI Capacity[1] | Rated Sensible Capacity | CFM | Refrigerant Connection | | | Refrigerant Line Size | | Indoor Expansion Device | |
|---|---|---|---|---|---|---|---|---|---|---|---|---|---|
| Evaporator Coil or Air Handler[3] | Variable Speed Furnace | | | BTUH | BTUH | | Outdoor Suction | Indoor Suction | Liquid | Suction | Liquid | Piston[2] | TXV |
| **4SCU14LE136P-4** | | | | | | | | | | | | | |
| E*1P43C | A97DSMV070B12 | 14.5 | 12.0 | 34000 | 24800 | 1200 | 7/8 | 7/8 | 3/8 | 7/8 | 3/8 | 0.071 | A4TXV01 |
| E*1P43C | A95UH2V110C20 | 15.1 | 12.5 | 34000 | 24800 | 1200 | 7/8 | 7/8 | 3/8 | 7/8 | 3/8 | 0.071 | A4TXV01 |
| E*1P43C | A95UH2V110C16 | 15.1 | 12.5 | 34000 | 24800 | 1200 | 7/8 | 7/8 | 3/8 | 7/8 | 3/8 | 0.071 | A4TXV01 |
| E*1P43C | A95UH2V110C16 | 16.0 | 13.0 | 34000 | 24800 | 1200 | 7/8 | 7/8 | 3/8 | 7/8 | 3/8 | 0.071 | A4TXV01 |
| E*1P43C | A95UH2V090C20 | 15.1 | 12.5 | 34000 | 24800 | 1200 | 7/8 | 7/8 | 3/8 | 7/8 | 3/8 | 0.071 | A4TXV01 |
| E*1P43C | A95UH2V090C16 | 15.1 | 12.5 | 34000 | 24800 | 1200 | 7/8 | 7/8 | 3/8 | 7/8 | 3/8 | 0.071 | A4TXV01 |
| E*1P43C | A95UH2V090C12 | 15.1 | 12.5 | 34000 | 24800 | 1200 | 7/8 | 7/8 | 3/8 | 7/8 | 3/8 | 0.071 | A4TXV01 |
| E*1P43B | A95UH2V070B12 | 14.5 | 12.0 | 34000 | 24800 | 1200 | 7/8 | 7/8 | 3/8 | 7/8 | 3/8 | 0.071 | A4TXV01 |
| E*1P43B | A95UH2V045B12 | 14.5 | 12.0 | 34000 | 24800 | 1200 | 7/8 | 7/8 | 3/8 | 7/8 | 3/8 | 0.071 | A4TXV01 |
| E*1P43C | A95UH2E110C20 | 15.1 | 12.5 | 34000 | 24800 | 1200 | 7/8 | 7/8 | 3/8 | 7/8 | 3/8 | 0.071 | A4TXV01 |
| E*1P43C | A95UH2E090C16 | 15.1 | 12.5 | 34000 | 24800 | 1200 | 7/8 | 7/8 | 3/8 | 7/8 | 3/8 | 0.071 | A4TXV01 |
| E*1P43C | A95UH1E110C20 | 15.1 | 12.5 | 34000 | 24800 | 1200 | 7/8 | 7/8 | 3/8 | 7/8 | 3/8 | 0.071 | A4TXV01 |
| E*1P43C | A95UH1E090C16 | 15.1 | 12.5 | 34000 | 24800 | 1200 | 7/8 | 7/8 | 3/8 | 7/8 | 3/8 | 0.071 | A4TXV01 |
| E*1P43B | A95UH1E070B12 | 14.5 | 12.0 | 34000 | 24800 | 1200 | 7/8 | 7/8 | 3/8 | 7/8 | 3/8 | 0.071 | A4TXV01 |
| E*1P43C | A95DF2V110C20 | 15.1 | 12.5 | 34000 | 24800 | 1200 | 7/8 | 7/8 | 3/8 | 7/8 | 3/8 | 0.071 | A4TXV01 |
| E*1P43C | A95DF2V090C20 | 15.1 | 12.5 | 34000 | 24800 | 1200 | 7/8 | 7/8 | 3/8 | 7/8 | 3/8 | 0.071 | A4TXV01 |
| E*1P43B | A95DF2V070B16 | 14.5 | 12.0 | 34000 | 24800 | 1200 | 7/8 | 7/8 | 3/8 | 7/8 | 3/8 | 0.071 | A4TXV01 |
| E*1P43B | A95DF2V045B12 | 14.5 | 12.0 | 34000 | 24800 | 1200 | 7/8 | 7/8 | 3/8 | 7/8 | 3/8 | 0.071 | A4TXV01 |
| E*1P43C | A95DF2E110C20 | 15.1 | 12.5 | 34000 | 24800 | 1200 | 7/8 | 7/8 | 3/8 | 7/8 | 3/8 | 0.071 | A4TXV01 |
| E*1P43C | A95DF2E090C16 | 15.1 | 12.5 | 34000 | 24800 | 1200 | 7/8 | 7/8 | 3/8 | 7/8 | 3/8 | 0.071 | A4TXV01 |
| E*1P43B | A95DF2E070B16 | 15.1 | 12.5 | 34000 | 24800 | 1150 | 7/8 | 7/8 | 3/8 | 7/8 | 3/8 | 0.071 | A4TXV01 |
| E*1P43C | A95DF1E110C20 | 15.1 | 12.5 | 34000 | 24800 | 1200 | 7/8 | 7/8 | 3/8 | 7/8 | 3/8 | 0.071 | A4TXV01 |
| E*1P43C | A95DF1E090C16 | 15.1 | 12.5 | 34000 | 24800 | 1200 | 7/8 | 7/8 | 3/8 | 7/8 | 3/8 | 0.071 | A4TXV01 |
| E*1P43C | A80US2V110C20 | 14.5 | 12.0 | 34000 | 24800 | 1200 | 7/8 | 7/8 | 3/8 | 7/8 | 3/8 | 0.071 | A4TXV01 |
| E*1P43C | A80US2V090C20 | 16.0 | 13.0 | 34000 | 24800 | 1250 | 7/8 | 7/8 | 3/8 | 7/8 | 3/8 | 0.071 | A4TXV01 |
| E*1P43B | A80US2V090B16 | 14.5 | 12.0 | 34000 | 24800 | 1200 | 7/8 | 7/8 | 3/8 | 7/8 | 3/8 | 0.071 | A4TXV01 |
| E*1P43B | A80US2V090B12 | 14.5 | 12.0 | 34000 | 24800 | 1170 | 7/8 | 7/8 | 3/8 | 7/8 | 3/8 | 0.071 | A4TXV01 |
| E*1P43C | A80UH1E110C20 | 16.0 | 13.0 | 34000 | 24800 | 1200 | 7/8 | 7/8 | 3/8 | 7/8 | 3/8 | 0.071 | A4TXV01 |
| E*1P43C | A80UH1E090C20 | 16.0 | 13.0 | 34000 | 24800 | 1190 | 7/8 | 7/8 | 3/8 | 7/8 | 3/8 | 0.071 | A4TXV01 |
| E*1P43B | A80UH1E090B16 | 15.1 | 12.5 | 34000 | 24800 | 1200 | 7/8 | 7/8 | 3/8 | 7/8 | 3/8 | 0.071 | A4TXV01 |
| E*1P43B | A80UH1E070B12 | 16.0 | 13.0 | 34000 | 24800 | 1200 | 7/8 | 7/8 | 3/8 | 7/8 | 3/8 | 0.071 | A4TXV01 |
| E*1P43C | A80DS2V110C20 | 14.5 | 12.0 | 34000 | 24800 | 1200 | 7/8 | 7/8 | 3/8 | 7/8 | 3/8 | 0.071 | A4TXV01 |
| E*1P43B | A80DS2V090B16 | 14.5 | 12.0 | 34000 | 24800 | 1200 | 7/8 | 7/8 | 3/8 | 7/8 | 3/8 | 0.071 | A4TXV01 |
| E*1P43B | A80DF2V090B16 | 14.5 | 12.0 | 34000 | 24800 | 1200 | 7/8 | 7/8 | 3/8 | 7/8 | 3/8 | 0.071 | A4TXV01 |
| E*1P43C | A80DF1E110C20 | 15.1 | 12.5 | 34000 | 24800 | 1200 | 7/8 | 7/8 | 3/8 | 7/8 | 3/8 | 0.071 | A4TXV01 |
| E*1P43B | A80DF1E090B16 | 15.1 | 12.5 | 34000 | 24800 | 1200 | 7/8 | 7/8 | 3/8 | 7/8 | 3/8 | 0.071 | A4TXV01 |
| E*1P43B | A80DF1E070B12 | 14.5 | 12.0 | 34000 | 24800 | 1200 | 7/8 | 7/8 | 3/8 | 7/8 | 3/8 | 0.071 | A4TXV01 |
| E*1P43B | L83UF1V84/95E14 | 14.5 | 12.5 | 34000 | 24800 | 1200 | 7/8 | 7/8 | 3/8 | 7/8 | 3/8 | 0.071 | A4TXV01 |
| E*1P43B | L83UF1V112/125F20 | 14.5 | 12.0 | 34000 | 24800 | 1200 | 7/8 | 7/8 | 3/8 | 7/8 | 3/8 | 0.071 | A4TXV01 |
| E*1P43B | L83B*1V84/95E14 | 14.5 | 12.5 | 34000 | 24800 | 1200 | 7/8 | 7/8 | 3/8 | 7/8 | 3/8 | 0.071 | A4TXV01 |
| E*1P43B | L83B*1V112/125F20 | 14.5 | 12.5 | 34000 | 24800 | 1200 | 7/8 | 7/8 | 3/8 | 7/8 | 3/8 | 0.071 | A4TXV01 |
| E*1P48C | A95UH2V110C20 | 15.1 | 12.5 | 34000 | 24800 | 1200 | 7/8 | 7/8 | 3/8 | 7/8 | 3/8 | 0.071 | A4TXV01 |
| E*1P48C | A95UH2V090C20 | 15.1 | 12.5 | 34000 | 24800 | 1200 | 7/8 | 7/8 | 3/8 | 7/8 | 3/8 | 0.071 | A4TXV01 |
| E*1P48C | A95UH2V090C12 | 15.1 | 12.5 | 34000 | 24800 | 1200 | 7/8 | 7/8 | 3/8 | 7/8 | 3/8 | 0.071 | A4TXV01 |
| E*1P48B | A95UH2V070B12 | 14.5 | 12.0 | 34000 | 24800 | 1200 | 7/8 | 7/8 | 3/8 | 7/8 | 3/8 | 0.071 | A4TXV01 |
| E*1P48B | A95UH2V045B12 | 14.5 | 12.0 | 34000 | 24800 | 1200 | 7/8 | 7/8 | 3/8 | 7/8 | 3/8 | 0.071 | A4TXV01 |
| E*1P48C | A95UH2E110C20 | 15.0 | 12.5 | 34000 | 24800 | 1200 | 7/8 | 7/8 | 3/8 | 7/8 | 3/8 | 0.071 | A4TXV01 |
| E*1P48C | A95UH2E090C16 | 15.0 | 12.5 | 34000 | 24800 | 1200 | 7/8 | 7/8 | 3/8 | 7/8 | 3/8 | 0.071 | A4TXV01 |
| E*1P48C | A95UH1E110C20 | 15.1 | 12.5 | 34000 | 24800 | 1200 | 7/8 | 7/8 | 3/8 | 7/8 | 3/8 | 0.071 | A4TXV01 |
| E*1P48C | A95UH1E090C16 | 15.1 | 12.5 | 34000 | 24800 | 1200 | 7/8 | 7/8 | 3/8 | 7/8 | 3/8 | 0.071 | A4TXV01 |
| E*1P48B | A95UH1E070B12 | 14.5 | 12.0 | 34000 | 24800 | 1200 | 7/8 | 7/8 | 3/8 | 7/8 | 3/8 | 0.071 | A4TXV01 |
| E*1P48C | A95DF2V110C20 | 15.1 | 12.5 | 34000 | 24800 | 1200 | 7/8 | 7/8 | 3/8 | 7/8 | 3/8 | 0.071 | A4TXV01 |
| E*1P48C | A95DF2V090C20 | 14.5 | 12.0 | 34000 | 24800 | 1200 | 7/8 | 7/8 | 3/8 | 7/8 | 3/8 | 0.071 | A4TXV01 |
| E*1P48B | A95DF2V070B16 | 14.5 | 12.0 | 34000 | 24800 | 1200 | 7/8 | 7/8 | 3/8 | 7/8 | 3/8 | 0.071 | A4TXV01 |
| E*1P48B | A95DF2V045B12 | 14.5 | 12.0 | 34000 | 24800 | 1200 | 7/8 | 7/8 | 3/8 | 7/8 | 3/8 | 0.071 | A4TXV01 |
| E*1P48C | A95DF2E110C20 | 15.0 | 12.5 | 34000 | 24800 | 1200 | 7/8 | 7/8 | 3/8 | 7/8 | 3/8 | 0.071 | A4TXV01 |
| E*1P48C | A95DF2E090C16 | 15.0 | 12.5 | 34000 | 24800 | 1200 | 7/8 | 7/8 | 3/8 | 7/8 | 3/8 | 0.071 | A4TXV01 |
| E*1P48B | A95DF2E070B16 | 15.0 | 12.5 | 34000 | 24800 | 1150 | 7/8 | 7/8 | 3/8 | 7/8 | 3/8 | 0.071 | A4TXV01 |
| E*1P48C | A95DF1E110C20 | 15.1 | 12.5 | 34000 | 24800 | 1200 | 7/8 | 7/8 | 3/8 | 7/8 | 3/8 | 0.071 | A4TXV01 |
| E*1P48C | A95DF1E090C16 | 15.1 | 12.5 | 34000 | 24800 | 1200 | 7/8 | 7/8 | 3/8 | 7/8 | 3/8 | 0.071 | A4TXV01 |

[1] Certified in accordance with Unitary Air Conditioner Certification Program, which is based on AHRI Standard 210/240
[2] Required to achieve AHRI rating. If NA (Not Applicable) is in the piston column, then TXV is required.
[3] A blower time delay relay is standard on all Allied Air Enterprises furnace and AH products.

***Continued on the Following Page***

***Continued from the Previous Page***

| Indoor Model | | SEER | EER | Rated ARI Capacity[1] | Rated Sensible Capacity | CFM | Refrigerant Connection | | | Refrigerant Line Size | | Indoor Expansion Device | |
|---|---|---|---|---|---|---|---|---|---|---|---|---|---|
| Evaporator Coil or Air Handler[3] | Variable Speed Furnace | | | BTUH | BTUH | | Outdoor Suction | Indoor Suction | Liquid | Suction | Liquid | Piston[2] | TXV |
| **4SCU14LE136P-4** | | | | | | | | | | | | | |
| E*1P48B | A95DF1E070B16 | 14.5 | 12.0 | 34000 | 24800 | 1200 | 7/8 | 7/8 | 3/8 | 7/8 | 3/8 | 0.071 | A4TXV01 |
| E*1P48C | A80US2V110C20 | 15.1 | 12.5 | 34000 | 24800 | 1200 | 7/8 | 7/8 | 3/8 | 7/8 | 3/8 | 0.071 | A4TXV01 |
| E*1P48C | A80US2V090C20 | 15.1 | 12.5 | 34000 | 24800 | 1200 | 7/8 | 7/8 | 3/8 | 7/8 | 3/8 | 0.071 | A4TXV01 |
| E*1P48B | A80US2V090B16 | 14.5 | 12.0 | 34000 | 24800 | 1200 | 7/8 | 7/8 | 3/8 | 7/8 | 3/8 | 0.071 | A4TXV01 |
| E*1P48B | A80US2V090B12 | 14.5 | 12.0 | 34000 | 24800 | 1170 | 7/8 | 7/8 | 3/8 | 7/8 | 3/8 | 0.071 | A4TXV01 |
| E*1P48C | A80UH1E110C20 | 16.0 | 13.0 | 34000 | 24800 | 1200 | 7/8 | 7/8 | 3/8 | 7/8 | 3/8 | 0.071 | A4TXV01 |
| E*1P48C | A80UH1E090C20 | 15.1 | 12.5 | 34000 | 24800 | 1200 | 7/8 | 7/8 | 3/8 | 7/8 | 3/8 | 0.071 | A4TXV01 |
| E*1P48B | A80UH1E090B16 | 14.5 | 12.0 | 34000 | 24800 | 1200 | 7/8 | 7/8 | 3/8 | 7/8 | 3/8 | 0.071 | A4TXV01 |
| E*1P48B | A80UH1E070B12 | 16.0 | 13.0 | 34000 | 24800 | 1200 | 7/8 | 7/8 | 3/8 | 7/8 | 3/8 | 0.071 | A4TXV01 |
| E*1P48C | A80DS2V110C20 | 15.1 | 12.5 | 34000 | 24800 | 1200 | 7/8 | 7/8 | 3/8 | 7/8 | 3/8 | 0.071 | A4TXV01 |
| E*1P48B | A80DS2V090B16 | 15.1 | 12.5 | 34000 | 24800 | 1200 | 7/8 | 7/8 | 3/8 | 7/8 | 3/8 | 0.071 | A4TXV01 |
| E*1P48C | A80DF2V110C20 | 15.1 | 12.5 | 34000 | 24800 | 1200 | 7/8 | 7/8 | 3/8 | 7/8 | 3/8 | 0.071 | A4TXV01 |
| E*1P48B | A80DF2V090B16 | 15.1 | 12.5 | 34000 | 24800 | 1200 | 7/8 | 7/8 | 3/8 | 7/8 | 3/8 | 0.071 | A4TXV01 |
| E*1P48C | A80DF1E110C20 | 15.1 | 12.5 | 34000 | 24800 | 1200 | 7/8 | 7/8 | 3/8 | 7/8 | 3/8 | 0.071 | A4TXV01 |
| E*1P48B | A80DF1E090B16 | 15.1 | 12.5 | 34000 | 24800 | 1200 | 7/8 | 7/8 | 3/8 | 7/8 | 3/8 | 0.071 | A4TXV01 |
| E*1P48B | A80DF1E070B12 | 14.5 | 12.0 | 34000 | 24800 | 1200 | 7/8 | 7/8 | 3/8 | 7/8 | 3/8 | 0.071 | A4TXV01 |
| E*1P48B | L83UF1V84/95E14 | 14.5 | 12.5 | 34000 | 24800 | 1200 | 7/8 | 7/8 | 3/8 | 7/8 | 3/8 | 0.071 | A4TXV01 |
| E*1P48B | L83B*1V84/95E14 | 14.5 | 12.5 | 34000 | 24800 | 1200 | 7/8 | 7/8 | 3/8 | 7/8 | 3/8 | 0.071 | A4TXV01 |
| E*1P48B | L83B*1V112/125F20 | 14.5 | 12.5 | 34000 | 24800 | 1200 | 7/8 | 7/8 | 3/8 | 7/8 | 3/8 | 0.071 | A4TXV01 |
| E*1P49C | A95UH2V110C20 | 15.1 | 12.5 | 34000 | 24800 | 1200 | 7/8 | 7/8 | 3/8 | 7/8 | 3/8 | 0.071 | A4TXV01 |
| E*1P49C | A95UH2V090C20 | 15.1 | 12.5 | 34000 | 24800 | 1200 | 7/8 | 7/8 | 3/8 | 7/8 | 3/8 | 0.071 | A4TXV01 |
| E*1P49C | A95UH2V090C12 | 15.1 | 12.5 | 34000 | 24800 | 1200 | 7/8 | 7/8 | 3/8 | 7/8 | 3/8 | 0.071 | A4TXV01 |
| E*1P49C | A95UH2E110C20 | 15.1 | 12.5 | 34000 | 24800 | 1200 | 7/8 | 7/8 | 3/8 | 7/8 | 3/8 | 0.071 | A4TXV01 |
| E*1P49C | A95UH2E090C16 | 15.1 | 12.5 | 34000 | 24800 | 1200 | 7/8 | 7/8 | 3/8 | 7/8 | 3/8 | 0.071 | A4TXV01 |
| E*1P49C | A95UH1E110C20 | 15.1 | 12.5 | 34000 | 24800 | 1200 | 7/8 | 7/8 | 3/8 | 7/8 | 3/8 | 0.071 | A4TXV01 |
| E*1P49C | A95UH1E090C16 | 15.1 | 12.5 | 34000 | 24800 | 1200 | 7/8 | 7/8 | 3/8 | 7/8 | 3/8 | 0.071 | A4TXV01 |
| E*1P49C | A95DF2V110C20 | 15.1 | 12.5 | 34000 | 24800 | 1200 | 7/8 | 7/8 | 3/8 | 7/8 | 3/8 | 0.071 | A4TXV01 |
| E*1P49C | A95DF2V090C20 | 15.1 | 12.5 | 34000 | 24800 | 1200 | 7/8 | 7/8 | 3/8 | 7/8 | 3/8 | 0.071 | A4TXV01 |
| E*1P49C | A95DF2E110C20 | 15.1 | 12.5 | 34000 | 24800 | 1200 | 7/8 | 7/8 | 3/8 | 7/8 | 3/8 | 0.071 | A4TXV01 |
| E*1P49C | A95DF2E090C16 | 15.1 | 12.5 | 34000 | 24800 | 1200 | 7/8 | 7/8 | 3/8 | 7/8 | 3/8 | 0.071 | A4TXV01 |
| E*1P49C | A95DF1E110C20 | 15.1 | 12.5 | 34000 | 24800 | 1200 | 7/8 | 7/8 | 3/8 | 7/8 | 3/8 | 0.071 | A4TXV01 |
| E*1P49C | A95DF1E090C16 | 15.1 | 12.5 | 34000 | 24800 | 1200 | 7/8 | 7/8 | 3/8 | 7/8 | 3/8 | 0.071 | A4TXV01 |
| E*1P49C | A80US2V110C20 | 15.1 | 12.5 | 34000 | 24800 | 1200 | 7/8 | 7/8 | 3/8 | 7/8 | 3/8 | 0.071 | A4TXV01 |
| E*1P49C | A80US2V090C20 | 15.1 | 12.5 | 34000 | 24800 | 1200 | 7/8 | 7/8 | 3/8 | 7/8 | 3/8 | 0.071 | A4TXV01 |
| E*1P49C | A80UH1E110C20 | 16.0 | 13.0 | 34000 | 24800 | 1200 | 7/8 | 7/8 | 3/8 | 7/8 | 3/8 | 0.071 | A4TXV01 |
| E*1P49C | A80UH1E090C20 | 15.1 | 12.5 | 34000 | 24800 | 1200 | 7/8 | 7/8 | 3/8 | 7/8 | 3/8 | 0.071 | A4TXV01 |
| E*1P49C | A80DS2V110C20 | 15.1 | 12.5 | 34000 | 24800 | 1200 | 7/8 | 7/8 | 3/8 | 7/8 | 3/8 | 0.071 | A4TXV01 |
| E*1P49C | A80DF2V110C20 | 15.1 | 12.5 | 34000 | 24800 | 1200 | 7/8 | 7/8 | 3/8 | 7/8 | 3/8 | 0.071 | A4TXV01 |
| E*1P49C | A80DF1E110C20 | 15.1 | 12.5 | 34000 | 24800 | 1200 | 7/8 | 7/8 | 3/8 | 7/8 | 3/8 | 0.071 | A4TXV01 |
| E*1P49C | L83UF1V84/95E14 | 14.5 | 12.5 | 34000 | 24800 | 1200 | 7/8 | 7/8 | 3/8 | 7/8 | 3/8 | 0.071 | A4TXV01 |
| E*1P49C | L83B*1V84/95E14 | 14.5 | 12.5 | 34000 | 24800 | 1200 | 7/8 | 7/8 | 3/8 | 7/8 | 3/8 | 0.071 | A4TXV01 |
| E*1P49C | L83B*1V112/125F20 | 14.5 | 12.5 | 34000 | 24800 | 1200 | 7/8 | 7/8 | 3/8 | 7/8 | 3/8 | 0.071 | A4TXV01 |

[1] Certified in accordance with Unitary Air Conditioner Certification Program, which is based on AHRI Standard 210/240
[2] Required to achieve AHRI rating. If NA (Not Applicable) is in the piston column, then TXV is required.
[3] A blower time delay relay is standard on all Allied Air Enterprises furnace and AH products.

***Continued on the Following Page***

***Continued from the Previous Page***

| Indoor Model | | SEER | EER | Rated ARI Capacity[1] | Rated Sensible Capacity | CFM | Refrigerant Connection | | | Refrigerant Line Size | | Indoor Expansion Device | |
|---|---|---|---|---|---|---|---|---|---|---|---|---|---|
| Evaporator Coil or Air Handler[3] | Variable Speed Furnace | | | BTUH | BTUH | | Outdoor Suction | Indoor Suction | Liquid | Suction | Liquid | Piston[2] | TXV |
| **4SCU14LE142P-4** | | | | | | | | | | | | | |
| BCE3M42C****P | | 14.0 | 11.5 | 40000 | 30000 | 1400 | 7/8 | 7/8 | 3/8 | 7/8 | 3/8 | 0.076 | A4TXV02 |
| BCS2M42S00NA1P | | 14.0 | 11.5 | 40000 | 30000 | 1400 | 7/8 | 7/8 | 3/8 | 7/8 | 3/8 | 0.076 | A4TXV02 |
| BCS2M42V00NA1P | | 14.0 | 11.5 | 40000 | 30000 | 1400 | 7/8 | 7/8 | 3/8 | 7/8 | 3/8 | 0.076 | A4TXV02 |
| BCS2M48V00NA1P | | 15.5 | 12.5 | 40000 | 30000 | 1400 | 7/8 | 7/8 | 3/8 | 7/8 | 3/8 | 0.076 | A4TXV02 |
| BCS2M60V00NA1P | | 15.0 | 12.5 | 40000 | 30000 | 1400 | 7/8 | 7/8 | 3/8 | 7/8 | 3/8 | 0.076 | A4TXV02 |
| E*1P49C | EFV16CC | 14.5 | 12.0 | 41000 | 30000 | 1400 | 7/8 | 7/8 | 3/8 | 7/8 | 3/8 | 0.076 | A4TXV02 |
| E*1P49C | A97USMV110C20 | 14.5 | 12.0 | 41000 | 30000 | 1400 | 7/8 | 7/8 | 3/8 | 7/8 | 3/8 | 0.076 | A4TXV02 |
| E*1P49C | A97USMV090C20 | 14.5 | 12.0 | 41000 | 30000 | 1400 | 7/8 | 7/8 | 3/8 | 7/8 | 3/8 | 0.076 | A4TXV02 |
| E*1P49C | A97USMV090C16 | 14.5 | 12.0 | 41000 | 30000 | 1400 | 7/8 | 7/8 | 3/8 | 7/8 | 3/8 | 0.076 | A4TXV02 |
| E*1P49C | A97DSMV110C20 | 14.5 | 12.0 | 41000 | 30000 | 1420 | 7/8 | 7/8 | 3/8 | 7/8 | 3/8 | 0.076 | A4TXV02 |
| E*1P49C | A97DSMV090C20 | 14.5 | 12.0 | 41000 | 30000 | 1420 | 7/8 | 7/8 | 3/8 | 7/8 | 3/8 | 0.076 | A4TXV02 |
| E*1P49C | A97DSMV090C16 | 14.5 | 12.0 | 41000 | 30000 | 1400 | 7/8 | 7/8 | 3/8 | 7/8 | 3/8 | 0.076 | A4TXV02 |
| E*1P49C | A95UH2V110C20 | 14.5 | 12.0 | 40000 | 30000 | 1400 | 7/8 | 7/8 | 3/8 | 7/8 | 3/8 | 0.076 | A4TXV02 |
| E*1P49C | A95UH2V110C16 | 14.5 | 12.0 | 40000 | 30000 | 1400 | 7/8 | 7/8 | 3/8 | 7/8 | 3/8 | 0.076 | A4TXV02 |
| E*1P49C | A95UH2V090C20 | 14.5 | 12.0 | 40000 | 30000 | 1400 | 7/8 | 7/8 | 3/8 | 7/8 | 3/8 | 0.076 | A4TXV02 |
| E*1P49C | A95UH2V090C16 | 14.5 | 12.0 | 40000 | 30000 | 1400 | 7/8 | 7/8 | 3/8 | 7/8 | 3/8 | 0.076 | A4TXV02 |
| E*1P49C | A95UH2E110C20 | 15.0 | 12.0 | 40000 | 30000 | 1400 | 7/8 | 7/8 | 3/8 | 7/8 | 3/8 | 0.076 | A4TXV02 |
| E*1P49C | A95UH2E090C16 | 15.0 | 12.0 | 40000 | 30000 | 1350 | 7/8 | 7/8 | 3/8 | 7/8 | 3/8 | 0.076 | A4TXV02 |
| E*1P49C | A95UH1E110C20 | 14.5 | 12.0 | 40000 | 30000 | 1400 | 7/8 | 7/8 | 3/8 | 7/8 | 3/8 | 0.076 | A4TXV02 |
| E*1P49C | A95UH1E090C16 | 14.5 | 12.0 | 40000 | 30000 | 1400 | 7/8 | 7/8 | 3/8 | 7/8 | 3/8 | 0.076 | A4TXV02 |
| E*1P49C | A95DF2V110C20 | 14.5 | 12.0 | 40000 | 30000 | 1420 | 7/8 | 7/8 | 3/8 | 7/8 | 3/8 | 0.076 | A4TXV02 |
| E*1P49C | A95DF2V090C20 | 14.5 | 12.0 | 40000 | 30000 | 1420 | 7/8 | 7/8 | 3/8 | 7/8 | 3/8 | 0.076 | A4TXV02 |
| E*1P49C | A95DF2E110C20 | 15.0 | 12.0 | 40000 | 30000 | 1400 | 7/8 | 7/8 | 3/8 | 7/8 | 3/8 | 0.076 | A4TXV02 |
| E*1P49C | A95DF2E090C16 | 15.0 | 12.0 | 40000 | 30000 | 1350 | 7/8 | 7/8 | 3/8 | 7/8 | 3/8 | 0.076 | A4TXV02 |
| E*1P49C | A95DF1E110C20 | 14.5 | 12.0 | 40000 | 30000 | 1400 | 7/8 | 7/8 | 3/8 | 7/8 | 3/8 | 0.076 | A4TXV02 |
| E*1P49C | A95DF1E090C16 | 14.5 | 12.0 | 40000 | 30000 | 1400 | 7/8 | 7/8 | 3/8 | 7/8 | 3/8 | 0.076 | A4TXV02 |
| E*1P49C | A80US2V110C20 | 14.5 | 12.5 | 40000 | 30000 | 1400 | 7/8 | 7/8 | 3/8 | 7/8 | 3/8 | 0.076 | A4TXV02 |
| E*1P49C | A80US2V090C20 | 15.1 | 12.5 | 40000 | 30000 | 1400 | 7/8 | 7/8 | 3/8 | 7/8 | 3/8 | 0.076 | A4TXV02 |
| E*1P49C | A80UH1E110C20 | 14.5 | 12.0 | 40000 | 30000 | 1400 | 7/8 | 7/8 | 3/8 | 7/8 | 3/8 | 0.076 | A4TXV02 |
| E*1P49C | A80UH1E090C20 | 14.5 | 12.0 | 40000 | 30000 | 1400 | 7/8 | 7/8 | 3/8 | 7/8 | 3/8 | 0.076 | A4TXV02 |
| E*1P49C | A80DS2V110C20 | 14.5 | 12.0 | 40000 | 30000 | 1400 | 7/8 | 7/8 | 3/8 | 7/8 | 3/8 | 0.076 | A4TXV02 |
| E*1P49C | A80DF2V110C20 | 14.5 | 12.0 | 40000 | 30000 | 1400 | 7/8 | 7/8 | 3/8 | 7/8 | 3/8 | 0.076 | A4TXV02 |
| E*1P49C | A80DF1E110C20 | 14.5 | 12.0 | 40000 | 30000 | 1400 | 7/8 | 7/8 | 3/8 | 7/8 | 3/8 | 0.076 | A4TXV02 |
| E*1P49C | L83UF1V84/95E14 | 15.0 | 12.0 | 40000 | 30000 | 1400 | 7/8 | 7/8 | 3/8 | 7/8 | 3/8 | 0.076 | A4TXV02 |
| E*1P49C | L83B*1V112/125F20 | 14.5 | 12.0 | 40000 | 30000 | 1400 | 7/8 | 7/8 | 3/8 | 7/8 | 3/8 | 0.076 | A4TXV02 |
| E*1P62C | EFV16CC | 14.5 | 12.0 | 41000 | 30000 | 1400 | 7/8 | 7/8 | 3/8 | 7/8 | 3/8 | 0.076 | A4TXV02 |
| E*1P62C | A97USMV110C20 | 14.5 | 12.5 | 41000 | 30000 | 1400 | 7/8 | 7/8 | 3/8 | 7/8 | 3/8 | 0.076 | A4TXV02 |
| E*1P62C | A97USMV090C20 | 14.5 | 12.5 | 41000 | 30000 | 1400 | 7/8 | 7/8 | 3/8 | 7/8 | 3/8 | 0.076 | A4TXV02 |
| E*1P62C | A97USMV090C16 | 14.5 | 12.5 | 41000 | 30000 | 1400 | 7/8 | 7/8 | 3/8 | 7/8 | 3/8 | 0.076 | A4TXV02 |
| E*1P62C | A97DSMV110C20 | 14.5 | 12.5 | 41000 | 30000 | 1420 | 7/8 | 7/8 | 3/8 | 7/8 | 3/8 | 0.076 | A4TXV02 |
| E*1P62C | A97DSMV090C20 | 14.5 | 12.5 | 41000 | 30000 | 1420 | 7/8 | 7/8 | 3/8 | 7/8 | 3/8 | 0.076 | A4TXV02 |
| E*1P62C | A97DSMV090C16 | 14.5 | 12.5 | 41000 | 30000 | 1400 | 7/8 | 7/8 | 3/8 | 7/8 | 3/8 | 0.076 | A4TXV02 |
| E*1P62C | A95UH2V110C20 | 14.5 | 12.0 | 40000 | 30000 | 1400 | 7/8 | 7/8 | 3/8 | 7/8 | 3/8 | 0.076 | A4TXV02 |
| E*1P62C | A95UH2V110C16 | 14.5 | 12.0 | 40000 | 30000 | 1400 | 7/8 | 7/8 | 3/8 | 7/8 | 3/8 | 0.076 | A4TXV02 |
| E*1P62C | A95UH2V090C20 | 14.5 | 12.0 | 40000 | 30000 | 1400 | 7/8 | 7/8 | 3/8 | 7/8 | 3/8 | 0.076 | A4TXV02 |
| E*1P62C | A95UH2V090C16 | 14.5 | 12.0 | 40000 | 30000 | 1400 | 7/8 | 7/8 | 3/8 | 7/8 | 3/8 | 0.076 | A4TXV02 |
| E*1P62C | A95UH2E110C20 | 15.1 | 12.5 | 40000 | 30000 | 1400 | 7/8 | 7/8 | 3/8 | 7/8 | 3/8 | 0.076 | A4TXV02 |
| E*1P62C | A95UH2E090C16 | 15.1 | 12.5 | 40000 | 30000 | 1350 | 7/8 | 7/8 | 3/8 | 7/8 | 3/8 | 0.076 | A4TXV02 |
| E*1P62C | A95UH1E110C20 | 14.5 | 12.0 | 40000 | 30000 | 1400 | 7/8 | 7/8 | 3/8 | 7/8 | 3/8 | 0.076 | A4TXV02 |
| E*1P62C | A95UH1E090C16 | 14.5 | 12.0 | 40000 | 30000 | 1400 | 7/8 | 7/8 | 3/8 | 7/8 | 3/8 | 0.076 | A4TXV02 |
| E*1P62C | A95DF2V110C20 | 14.5 | 12.0 | 40000 | 30000 | 1420 | 7/8 | 7/8 | 3/8 | 7/8 | 3/8 | 0.076 | A4TXV02 |
| E*1P62C | A95DF2V090C20 | 14.5 | 12.0 | 40000 | 30000 | 1420 | 7/8 | 7/8 | 3/8 | 7/8 | 3/8 | 0.076 | A4TXV02 |
| E*1P62C | A95DF2E110C20 | 15.1 | 12.5 | 40000 | 30000 | 1400 | 7/8 | 7/8 | 3/8 | 7/8 | 3/8 | 0.076 | A4TXV02 |
| E*1P62C | A95DF2E090C16 | 15.1 | 12.5 | 40000 | 30000 | 1350 | 7/8 | 7/8 | 3/8 | 7/8 | 3/8 | 0.076 | A4TXV02 |
| E*1P62C | A95DF1E110C20 | 14.5 | 12.0 | 40000 | 30000 | 1400 | 7/8 | 7/8 | 3/8 | 7/8 | 3/8 | 0.076 | A4TXV02 |
| E*1P62C | A80US2V110C20 | 14.5 | 12.0 | 40000 | 30000 | 1400 | 7/8 | 7/8 | 3/8 | 7/8 | 3/8 | 0.076 | A4TXV02 |
| E*1P62C | A80US2V090C20 | 14.5 | 12.0 | 40000 | 30000 | 1400 | 7/8 | 7/8 | 3/8 | 7/8 | 3/8 | 0.076 | A4TXV02 |
| E*1P62C | A80UH1E110C20 | 14.5 | 12.0 | 40000 | 30000 | 1400 | 7/8 | 7/8 | 3/8 | 7/8 | 3/8 | 0.076 | A4TXV02 |
| E*1P62C | A80UH1E090C20 | 14.5 | 12.0 | 40000 | 30000 | 1400 | 7/8 | 7/8 | 3/8 | 7/8 | 3/8 | 0.076 | A4TXV02 |
| E*1P62C | A80DS2V110C20 | 14.5 | 12.0 | 40000 | 30000 | 1400 | 7/8 | 7/8 | 3/8 | 7/8 | 3/8 | 0.076 | A4TXV02 |
| E*1P62C | A80DF2V110C20 | 14.5 | 12.0 | 40000 | 30000 | 1400 | 7/8 | 7/8 | 3/8 | 7/8 | 3/8 | 0.076 | A4TXV02 |
| E*1P62C | A80DF1E110C20 | 14.5 | 12.0 | 40000 | 30000 | 1400 | 7/8 | 7/8 | 3/8 | 7/8 | 3/8 | 0.076 | A4TXV02 |
| E*1P62C | L83UF1V84/95E14 | 14.5 | 12.0 | 40000 | 30000 | 1400 | 7/8 | 7/8 | 3/8 | 7/8 | 3/8 | 0.076 | A4TXV02 |
| E*1P62C | L83B*1V112/125F20 | 14.5 | 12.0 | 40000 | 30000 | 1400 | 7/8 | 7/8 | 3/8 | 7/8 | 3/8 | 0.076 | A4TXV02 |

[1] Certified in accordance with Unitary Air Conditioner Certification Program, which is based on AHRI Standard 210/240

[2] Required to achieve AHRI rating. If NA (Not Applicable) is in the piston column, then TXV is required.

[3] A blower time delay relay is standard on all Allied Air Enterprises furnace and AH products.

Continued on the Following Page

***Continued from the Previous Page***

| Indoor Model | | SEER | EER | Rated ARI Capacity[1] BTUH | Rated Sensible Capacity BTUH | CFM | Refrigerant Connection | | | Refrigerant Line Size | | Indoor Expansion Device | |
|---|---|---|---|---|---|---|---|---|---|---|---|---|---|
| Evaporator Coil or Air Handler[3] | Variable Speed Furnace | | | | | | Outdoor Suction | Indoor Suction | Liquid | Suction | Liquid | Piston[2] | TXV |
| **4SCU14LE148P-4** | | | | | | | | | | | | | |
| BCE3M48C****P | | 14.0 | 12.0 | 46500 | 35300 | 1600 | 7/8 | 7/8 | 3/8 | 7/8 | 3/8 | 0.083 | A4TXV02 |
| BCS2M48S00NA1P | | 15.1 | 12.5 | 46500 | 35300 | 1600 | 7/8 | 7/8 | 3/8 | 7/8 | 3/8 | 0.083 | A4TXV02 |
| BCS2M48V00NA1P | | 15.1 | 12.5 | 46500 | 35300 | 1600 | 7/8 | 7/8 | 3/8 | 7/8 | 3/8 | 0.083 | A4TXV02 |
| BCS2M60V00NA1P | | 15.0 | 12.5 | 47000 | 35300 | 1600 | 7/8 | 7/8 | 3/8 | 7/8 | 3/8 | 0.083 | A4TXV02 |
| E*1P49C | A97USMV110C20 | 14.5 | 12.0 | 46500 | 35300 | 1600 | 7/8 | 7/8 | 3/8 | 7/8 | 3/8 | 0.083 | A4TXV02 |
| E*1P49C | A97USMV110C20 | 14.5 | 12.0 | 46500 | 35300 | 1600 | 7/8 | 7/8 | 3/8 | 7/8 | 3/8 | 0.083 | A4TXV02 |
| E*1P49C | A97DSMV110C20 | 14.5 | 12.0 | 46000 | 35300 | 1600 | 7/8 | 7/8 | 3/8 | 7/8 | 3/8 | 0.083 | A4TXV02 |
| E*1P49C | A95UH2V110C16 | 14.5 | 11.5 | 46000 | 35300 | 1600 | 7/8 | 7/8 | 3/8 | 7/8 | 3/8 | 0.083 | A4TXV02 |
| E*1P49C | A95UH2E090C16 | 14.5 | 11.5 | 46000 | 35300 | 1600 | 7/8 | 7/8 | 3/8 | 7/8 | 3/8 | 0.083 | A4TXV02 |
| E*1P49C | A95DF2E090C16 | 14.5 | 11.5 | 46000 | 35300 | 1600 | 7/8 | 7/8 | 3/8 | 7/8 | 3/8 | 0.083 | A4TXV02 |
| E*1P49C | A80US2V110C20 | 14.5 | 12.0 | 46500 | 35300 | 1600 | 7/8 | 7/8 | 3/8 | 7/8 | 3/8 | 0.083 | A4TXV02 |
| E*1P49C | A80US2V090C20 | 14.5 | 12.0 | 46500 | 35300 | 1600 | 7/8 | 7/8 | 3/8 | 7/8 | 3/8 | 0.083 | A4TXV02 |
| E*1P49C | A80DS2V110C20 | 14.5 | 12.0 | 46500 | 35300 | 1600 | 7/8 | 7/8 | 3/8 | 7/8 | 3/8 | 0.083 | A4TXV02 |
| E*1P49C | A80DF2V110C20 | 14.5 | 12.0 | 46500 | 35300 | 1600 | 7/8 | 7/8 | 3/8 | 7/8 | 3/8 | 0.083 | A4TXV02 |
| E*1P49C | L85B*1V104/118F20 | 14.0 | 12.0 | 46000 | 35300 | 1600 | 7/8 | 7/8 | 3/8 | 7/8 | 3/8 | 0.083 | A4TXV02 |
| E*1P62C | A97USMV110C20 | 14.5 | 12.0 | 46500 | 35300 | 1600 | 7/8 | 7/8 | 3/8 | 7/8 | 3/8 | 0.083 | A4TXV02 |
| E*1P62C | A97USMV110C20 | 14.5 | 12.0 | 46500 | 35300 | 1600 | 7/8 | 7/8 | 3/8 | 7/8 | 3/8 | 0.083 | A4TXV02 |
| E*1P62C | A95UH2V110C16 | 14.5 | 11.5 | 46000 | 35300 | 1600 | 7/8 | 7/8 | 3/8 | 7/8 | 3/8 | 0.083 | A4TXV02 |
| E*1P62C | A95UH2E090C16 | 14.5 | 11.5 | 46500 | 35300 | 1600 | 7/8 | 7/8 | 3/8 | 7/8 | 3/8 | 0.083 | A4TXV02 |
| E*1P62C | A95DF2E090C16 | 14.5 | 11.5 | 46500 | 35300 | 1600 | 7/8 | 7/8 | 3/8 | 7/8 | 3/8 | 0.083 | A4TXV02 |
| E*1P62C | A80US2V110C20 | 14.5 | 12.0 | 46500 | 35300 | 1600 | 7/8 | 7/8 | 3/8 | 7/8 | 3/8 | 0.083 | A4TXV02 |
| E*1P62C | A80US2V090C20 | 14.5 | 12.0 | 46500 | 35300 | 1600 | 7/8 | 7/8 | 3/8 | 7/8 | 3/8 | 0.083 | A4TXV02 |
| E*1P62C | A80DS2V110C20 | 14.5 | 12.0 | 46500 | 35300 | 1600 | 7/8 | 7/8 | 3/8 | 7/8 | 3/8 | 0.083 | A4TXV02 |
| E*1P62C | A80DF2V110C20 | 14.5 | 12.0 | 46500 | 35300 | 1600 | 7/8 | 7/8 | 3/8 | 7/8 | 3/8 | 0.083 | A4TXV02 |
| E*1P62D | A97USMV135D20 | 14.5 | 12.0 | 46500 | 35300 | 1600 | 7/8 | 7/8 | 3/8 | 7/8 | 3/8 | 0.083 | A4TXV02 |
| E*1P60D | A97USMV135D20 | 14.5 | 12.0 | 46000 | 35300 | 1600 | 7/8 | 7/8 | 3/8 | 7/8 | 3/8 | 0.083 | A4TXV02 |
| E*1P62D | A95UH2V135D20 | 14.5 | 12.0 | 46500 | 35300 | 1600 | 7/8 | 7/8 | 3/8 | 7/8 | 3/8 | 0.083 | A4TXV02 |
| E*1P60D | A95UH2V135D20 | 14.5 | 12.0 | 46000 | 35300 | 1600 | 7/8 | 7/8 | 3/8 | 7/8 | 3/8 | 0.083 | A4TXV02 |
| E*1P62D | A80US2V135D20 | 14.5 | 12.0 | 46500 | 35300 | 1600 | 7/8 | 7/8 | 3/8 | 7/8 | 3/8 | 0.083 | A4TXV02 |
| E*1P60D | A80US2V135D20 | 14.5 | 12.0 | 46000 | 35300 | 1600 | 7/8 | 7/8 | 3/8 | 7/8 | 3/8 | 0.083 | A4TXV02 |
| E*1P62D | A80UH1E135D20 | 14.5 | 12.0 | 46500 | 35300 | 1600 | 7/8 | 7/8 | 3/8 | 7/8 | 3/8 | 0.083 | A4TXV02 |
| E*1P60D | A80UH1E135D20 | 14.5 | 12.0 | 46000 | 35300 | 1600 | 7/8 | 7/8 | 3/8 | 7/8 | 3/8 | 0.083 | A4TXV02 |
| E*1P62D | L83B*1V112/125F20 | 14.5 | 12.0 | 46500 | 35300 | 1600 | 7/8 | 7/8 | 3/8 | 7/8 | 3/8 | 0.083 | A4TXV02 |
| **4SCU14LE159P-4** | | | | | | | | | | | | | |
| BCE3M48C****P | | 14.0 | 12.5 | 57000 | 41000 | 1800 | 7/8 | 7/8 | 3/8 | 1-1/8 | 3/8 | 0.093 | A4TXV02 |
| BCE3M60C****P | | 14.0 | 12.5 | 57000 | 41000 | 1800 | 7/8 | 7/8 | 3/8 | 1-1/8 | 3/8 | 0.093 | A4TXV02 |
| BCS2M48V++++P | | 15.1 | 12.5 | 57000 | 41000 | 1800 | 7/8 | 7/8 | 3/8 | 1-1/8 | 3/8 | 0.093 | A4TXV02 |
| BCS2M60V++++P | | 14.5 | 12.0 | 57000 | 41000 | 1800 | 7/8 | 7/8 | 3/8 | 1-1/8 | 3/8 | 0.093 | A4TXV02 |
| E*1P62C | A97USMV110C20 | 14.5 | 12.5 | 57000 | 41000 | 1770 | 7/8 | 7/8 | 3/8 | 1-1/8 | 3/8 | 0.093 | A4TXV02 |
| E*1P62C | A95UH2V110C20 | 14.5 | 12.5 | 57000 | 41000 | 1770 | 7/8 | 7/8 | 3/8 | 1-1/8 | 3/8 | 0.093 | A4TXV02 |
| E*1P62C | A95UH2V110C16 | 14.5 | 12.5 | 57000 | 41000 | 1760 | 7/8 | 7/8 | 3/8 | 1-1/8 | 3/8 | 0.093 | A4TXV02 |
| E*1P62C | A95UH1E110C20 | 15.2 | 12.6 | 57000 | 41000 | 1740 | 7/8 | 7/8 | 3/8 | 1-1/8 | 3/8 | 0.093 | A4TXV02 |
| E*1P62C | A80US2V090C20 | 14.5 | 12.5 | 57000 | 41000 | 1800 | 7/8 | 7/8 | 3/8 | 1-1/8 | 3/8 | 0.093 | A4TXV02 |
| E*1P62C | A80UH1E110C20 | 14.5 | 12.5 | 57000 | 41000 | 1800 | 7/8 | 7/8 | 3/8 | 1-1/8 | 3/8 | 0.093 | A4TXV02 |
| E*1P62C | A80UH1E090C20 | 15.2 | 12.6 | 57000 | 41000 | 1790 | 7/8 | 7/8 | 3/8 | 1-1/8 | 3/8 | 0.093 | A4TXV02 |
| E*1P62C | A80DF1E110C20 | 15.1 | 12.5 | 57000 | 41000 | 1870 | 7/8 | 7/8 | 3/8 | 1-1/8 | 3/8 | 0.093 | A4TXV02 |
| E*1P62D | A97USMV135D20 | 14.5 | 12.5 | 57000 | 41000 | 1800 | 7/8 | 7/8 | 3/8 | 1-1/8 | 3/8 | 0.093 | A4TXV02 |
| E*1P62D | A95UH2V135D20 | 14.5 | 12.5 | 57000 | 41000 | 1800 | 7/8 | 7/8 | 3/8 | 1-1/8 | 3/8 | 0.093 | A4TXV02 |
| E*1P62D | A80UH1E135C20 | 15.1 | 12.5 | 57000 | 41000 | 1800 | 7/8 | 7/8 | 3/8 | 1-1/8 | 3/8 | 0.093 | A4TXV02 |
| **4SCU14LE160P-4** | | | | | | | | | | | | | |
| BCE3M60C****P | | 14.0 | 12.0 | 58000 | 41800 | 1800 | 1 1/8 | 7/8 | 3/8 | 1-1/8 | 3/8 | 0.093 | A4TXV02 |
| BCS2M60S00NA1P | | 14.0 | 12.0 | 58000 | 41800 | 1800 | 1 1/8 | 7/8 | 3/8 | 1-1/8 | 3/8 | 0.093 | A4TXV02 |
| BCS2M60V00NA1P | | 14.0 | 12.0 | 58000 | 41800 | 1800 | 1 1/8 | 7/8 | 3/8 | 1-1/8 | 3/8 | 0.093 | A4TXV02 |

[1] Certified in accordance with Unitary Air Conditioner Certification Program, which is based on AHRI Standard 210/240
[2] Required to achieve AHRI rating. If NA (Not Applicable) is in the piston column, then TXV is required.
[3] A blower time delay relay is standard on all Allied Air Enterprises furnace and AH products.

# 4SCU13LE Condensing Units

## 13 SEER, R-410A, 1-Phase



### Compressor
- High efficiency scroll compressor.
- R-410A refrigerant.
- Grommet mounted compressor for quiet operation.
- Internally protected against high temperature motor overload conditions.
- Heavy-duty compressor sound blanket.

### Cabinet
- Full metal louvered jacket coil guard protection.
- Controls located in corner post for easy installation and service.
- Rounded corners for safety and attractive, clean appearance
- Baked polyester paint finish over galvanized steel for maximum durability.
- PVC-coated wire fan discharge grille
- External guage ports for easy service.

### Coils
- Enhanced aluminum fins and copper tubing for high efficiency and capacity
- Raised coil prevents debris from collecting in bottom of coil and causing loss of airflow

### Components
- Filter drier installed for system protection.
- Indoor coil orifice shipped with outdoor unit for optimum efficiency and capacity
- Charged for 15 feet of line set

### Warranty
- 10 year limited warranty on 1-phase compressors*
- 10 year limited warranty on 1-phase parts*
- U.L. Listed

* On-line registration required within 60 days of installation. Warranty terms will be impacted if registration not completed on time. See warranty certificate for complete details.

### 1-Phase Condensing Units

**Prices Available on Request**

| Dimensions H x W x D (In.) | STD PKG | U/M | BERCOR NUMBER | DESCRIPTION |
|---|---|---|---|---|
| 25-3/4 x 24-3/4 x 26-3/4 | 1 | EA | 84040 | 4SCU13LE118P-5 13 SEER 208/230V 1PH R-410A ENHANCED CONDENSER |
| 25-3/4 x 24-3/4 x 26-3/4 | 1 | EA | 84041 | 4SCU13LE124P-5 13 SEER 208/230V 1PH R-410A ENHANCED CONDENSER |
| 29-3/4 x 24-3/4 x 26-3/4 | 1 | EA | 84042 | 4SCU13LE130P-5 13 SEER 208/230V 1PH R-410A ENHANCED CONDENSER |
| 29-3/4 x 24-3/4 x 26-3/4 | 1 | EA | 84043 | 4SCU13LE136P-5 13 SEER 208/230V 1PH R-410A ENHANCED CONDENSER |
| 29-3/4 x 29-3/8 x 31-1/4 | 1 | EA | 84047 | 4SCU13LE142P-5 13 SEER 208/230V 1PH R-410A ENHANCED CONDENSER |
| 33-3/4 x 29-3/8 x 31-1/4 | 1 | EA | 84048 | 4SCU13LE148P-5 13 SEER 208/230V 1PH R-410A ENHANCED CONDENSER |
| 29-3/4 x 29-3/8 x 31-1/4 | 1 | EA | 84049 | 4SCU13LE160P-5 13 SEER 208/230V 1PH R-410A ENHANCED CONDENSER |

### Accessories

| For Use With | STD PKG | U/M | BERCOR NUMBER | DESCRIPTION |
|---|---|---|---|---|
| All 4SCU13LE | 1 | EA | 61692 | 34M72 LOW AMBIENT KIT |
| 4SCU13LE 18 -42 | 1 | EA | 67835 | A4TXV01-1 R-410A EXPANSION VALVE |
| 4SCU13LE 48,60 | 1 | EA | 67836 | A4TXV02-1 R-410A EXPANSION VALVE |
| All 4SCU13LE | 1 | EA | 86229 | 47J27 LB-50709BK OFF CONTROL-TIMED |
| All 4SCU13LE | 1 | EA | 86920 | 93G35 FREEZE THERMOSTAT |

# 4SCU13LE Condensing Unit Performance Ratings

**4SCU13LE118P-5**

| Indoor Model | | SEER | EER | Rated ARI Cap. BTUH | Rated Sensible Cap. BTUH | CFM | Refrigerant Connection | | | Refrigerant Line Size | | Indoor Expansion Device | |
|---|---|---|---|---|---|---|---|---|---|---|---|---|---|
| Evaporator Coil or Air Handler | Variable Speed Furnace | | | | | | Outdoor Suction | Indoor Suction | Liquid | Suction | Liquid* | Piston‡ | TXV |
| BCE3M18C****P | | 13.0 | 11.0 | 17,600 | 12,800 | 650 | 3/8 | 3/4 | 3/8 | 5/8 | 1/4 | 0.053 | A4TXV01 |
| BCS2M24S++++P | | 14.0 | 12.0 | 17,600 | 12,800 | 650 | 3/8 | 3/4 | 3/8 | 5/8 | 1/4 | 0.053 | A4TXV01 |
| BCS2M24V++++P | | 14.0 | 12.0 | 17,600 | 12,800 | 650 | 3/8 | 3/4 | 3/8 | 5/8 | 1/4 | 0.053 | A4TXV01 |
| BCE3M24E****X | | 14.0 | 11.0 | 17,600 | 12,800 | 650 | 3/8 | 3/4 | 3/8 | 5/8 | 1/4 | NA | A4TXV01† |
| E*1P23A | A80DF1E045A12 | 13.5 | 11.0 | 17,600 | 12,800 | 650 | 3/8 | 3/4 | 3/8 | 5/8 | 1/4 | 0.053 | A4TXV01 |
| E*1P24A | A80DF1E045A12 | 14.0 | 12.0 | 17,600 | 12,800 | 650 | 3/8 | 3/4 | 3/8 | 5/8 | 1/4 | 0.053 | A4TXV01 |
| E*1P29A | A80DF1E045A12 | 14.0 | 12.0 | 17,600 | 12,800 | 650 | 3/8 | 3/4 | 3/8 | 5/8 | 1/4 | 0.053 | A4TXV01 |
| E*1P23B | A80DF1E070B12 | 14.0 | 12.0 | 17,600 | 12,800 | 650 | 3/8 | 3/4 | 3/8 | 5/8 | 1/4 | 0.053 | A4TXV01 |
| E*1P24B | A80DF1E070B12 | 14.0 | 12.0 | 17,600 | 12,800 | 650 | 3/8 | 3/4 | 3/8 | 5/8 | 1/4 | 0.053 | A4TXV01 |
| E*1P29B | A80DF1E070B12 | 14.0 | 12.0 | 17,600 | 12,800 | 650 | 3/8 | 3/4 | 3/8 | 5/8 | 1/4 | 0.053 | A4TXV01 |
| E*1P23A | A80DF2V070A12 | 14.0 | 12.0 | 17,600 | 12,800 | 650 | 3/8 | 3/4 | 3/8 | 5/8 | 1/4 | 0.053 | A4TXV01 |
| E*1P24A | A80DF2V070A12 | 14.0 | 12.0 | 17,600 | 12,800 | 650 | 3/8 | 3/4 | 3/8 | 5/8 | 1/4 | 0.053 | A4TXV01 |
| E*1P29A | A80DF2V070A12 | 14.0 | 12.0 | 17,600 | 12,800 | 650 | 3/8 | 3/4 | 3/8 | 5/8 | 1/4 | 0.053 | A4TXV01 |
| E*1P23A | A80DS2V070A12 | 14.0 | 12.0 | 17,600 | 12,800 | 650 | 3/8 | 3/4 | 3/8 | 5/8 | 1/4 | 0.053 | A4TXV01 |
| E*1P24A | A80DS2V070A12 | 14.0 | 12.0 | 17,600 | 12,800 | 650 | 3/8 | 3/4 | 3/8 | 5/8 | 1/4 | 0.053 | A4TXV01 |
| E*1P29A | A80DS2V070A12 | 14.0 | 12.0 | 17,600 | 12,800 | 650 | 3/8 | 3/4 | 3/8 | 5/8 | 1/4 | 0.053 | A4TXV01 |
| E*1P23A | A80UH1E045A12* | 14.0 | 12.0 | 17,600 | 12,800 | 650 | 3/8 | 3/4 | 3/8 | 5/8 | 1/4 | 0.053 | A4TXV01 |
| E*1P24A | A80UH1E045A12* | 14.0 | 12.0 | 17,600 | 12,800 | 650 | 3/8 | 3/4 | 3/8 | 5/8 | 1/4 | 0.053 | A4TXV01 |
| E*1P29A | A80UH1E045A12* | 14.0 | 12.0 | 17,600 | 12,800 | 650 | 3/8 | 3/4 | 3/8 | 5/8 | 1/4 | 0.053 | A4TXV01 |
| E*1P23B | A80UH1E070B12* | 14.0 | 12.0 | 17,600 | 12,800 | 650 | 3/8 | 3/4 | 3/8 | 5/8 | 1/4 | 0.053 | A4TXV01 |
| E*1P24B | A80UH1E070B12* | 14.0 | 12.0 | 17,600 | 12,800 | 650 | 3/8 | 3/4 | 3/8 | 5/8 | 1/4 | 0.053 | A4TXV01 |
| E*1P29B | A80UH1E070B12* | 14.0 | 12.0 | 17,600 | 12,800 | 650 | 3/8 | 3/4 | 3/8 | 5/8 | 1/4 | 0.053 | A4TXV01 |
| E*1P23A | A80UH2V070A12 | 14.0 | 12.0 | 17,600 | 12,800 | 650 | 3/8 | 3/4 | 3/8 | 5/8 | 1/4 | 0.053 | A4TXV01 |
| E*1P24A | A80UH2V070A12 | 14.0 | 12.0 | 17,600 | 12,800 | 650 | 3/8 | 3/4 | 3/8 | 5/8 | 1/4 | 0.053 | A4TXV01 |
| E*1P29A | A80UH2V070A12 | 14.0 | 12.0 | 17,600 | 12,800 | 650 | 3/8 | 3/4 | 3/8 | 5/8 | 1/4 | 0.053 | A4TXV01 |
| E*1P23B | A80UH2V090B12 | 14.0 | 12.0 | 17,600 | 12,800 | 650 | 3/8 | 3/4 | 3/8 | 5/8 | 1/4 | 0.053 | A4TXV01 |
| E*1P24B | A80UH2V090B12 | 14.0 | 12.0 | 17,600 | 12,800 | 650 | 3/8 | 3/4 | 3/8 | 5/8 | 1/4 | 0.053 | A4TXV01 |
| E*1P29B | A80UH2V090B12 | 14.0 | 12.0 | 17,600 | 12,800 | 650 | 3/8 | 3/4 | 3/8 | 5/8 | 1/4 | 0.053 | A4TXV01 |
| E*1P23B | A80UH2V090B16 | 14.0 | 12.0 | 17,600 | 12,800 | 650 | 3/8 | 3/4 | 3/8 | 5/8 | 1/4 | 0.053 | A4TXV01 |
| E*1P24B | A80UH2V090B16 | 14.0 | 12.0 | 17,600 | 12,800 | 650 | 3/8 | 3/4 | 3/8 | 5/8 | 1/4 | 0.053 | A4TXV01 |
| E*1P29B | A80UH2V090B16 | 14.0 | 12.0 | 17,600 | 12,800 | 650 | 3/8 | 3/4 | 3/8 | 5/8 | 1/4 | 0.053 | A4TXV01 |
| E*1P23A | A80US2V070A12 | 14.0 | 12.0 | 17,600 | 12,800 | 650 | 3/8 | 3/4 | 3/8 | 5/8 | 1/4 | 0.053 | A4TXV01 |
| E*1P24A | A80US2V070A12 | 14.0 | 12.0 | 17,600 | 12,800 | 650 | 5/8 | 3/4 | 3/8 | 5/8 | 1/4 | 0.053 | A4TXV01 |
| E*1P29A | A80US2V070A12 | 14.0 | 12.0 | 17,600 | 12,800 | 650 | 5/8 | 3/4 | 3/8 | 5/8 | 1/4 | 0.053 | A4TXV01 |

‡ Required to achieve AHR1 rating. If N/A (Not Applicable) is in the piston column, then TXV is required.
† Factory installed.
* For lines 25ft or over, use 3/8".

***Continued on the Following Page***

**4SCU13LE118-5 Continued**

| Indoor Model Evaporator Coil or Air Handler | Variable Speed Furnace | SEER | EER | Rated ARI Capacity BTUH | Rated Sensible Capacity BTUH | CFM | Refrigerant Connection | | | Refrigerant Line Size | | Indoor Expansion Device | |
|---|---|---|---|---|---|---|---|---|---|---|---|---|---|
| | | | | | | | Outdoor Suction | Indoor Suction | Liquid | Suction | Liquid* | Piston‡ | TXV |
| E*1P23B | A80US2V090B12 | 14.0 | 12.0 | 17,600 | 12,800 | 650 | 5/8 | 3/4 | 3/8 | 5/8 | 1/4 | 0.053 | A4TXV01 |
| E*1P24B | A80US2V090B12 | 14.0 | 12.0 | 17,600 | 12,800 | 650 | 5/8 | 3/4 | 3/8 | 5/8 | 1/4 | 0.053 | A4TXV01 |
| E*1P29B | A80US2V090B12 | 14.0 | 12.0 | 17,600 | 12,800 | 650 | 5/8 | 3/4 | 3/8 | 5/8 | 1/4 | 0.053 | A4TXV01 |
| E*1P23B | A80US2V090B16 | 14.0 | 12.0 | 17,600 | 12,800 | 650 | 5/8 | 3/4 | 3/8 | 5/8 | 1/4 | 0.053 | A4TXV01 |
| E*1P24B | A80US2V090B16 | 14.0 | 12.0 | 17,600 | 12,800 | 650 | 5/8 | 3/4 | 3/8 | 5/8 | 1/4 | 0.053 | A4TXV01 |
| E*1P29B | A80US2V090B16 | 14.0 | 12.0 | 17,600 | 12,800 | 650 | 5/8 | 3/4 | 3/8 | 5/8 | 1/4 | 0.053 | A4TXV01 |
| E*1P23B | A95DF1E045B12S | 13.5 | 11.0 | 17,600 | 12,800 | 650 | 5/8 | 3/4 | 3/8 | 5/8 | 1/4 | 0.053 | A4TXV01 |
| E*1P24B | A95DF1E045B12S | 13.5 | 11.0 | 17,600 | 12,800 | 650 | 5/8 | 3/4 | 3/8 | 5/8 | 1/4 | 0.053 | A4TXV01 |
| E*1P29B | A95DF1E045B12S | 13.5 | 11.0 | 17,600 | 12,800 | 650 | 5/8 | 3/4 | 3/8 | 5/8 | 1/4 | 0.053 | A4TXV01 |
| E*1P23B | A95DF2V045B12S | 14.0 | 12.0 | 17,600 | 12,800 | 650 | 5/8 | 3/4 | 3/8 | 5/8 | 1/4 | 0.053 | A4TXV01 |
| E*1P24B | A95DF2V045B12S | 14.0 | 12.0 | 17,600 | 12,800 | 650 | 5/8 | 3/4 | 3/8 | 5/8 | 1/4 | 0.053 | A4TXV01 |
| E*1P29B | A95DF2V045B12S | 14.0 | 12.0 | 17,600 | 12,800 | 650 | 5/8 | 3/4 | 3/8 | 5/8 | 1/4 | 0.053 | A4TXV01 |
| E*1P23B | A95UH1E045B12S | 13.5 | 11.0 | 17,600 | 12,800 | 650 | 5/8 | 3/4 | 3/8 | 5/8 | 1/4 | 0.053 | A4TXV01 |
| E*1P24B | A95UH1E045B12S | 13.5 | 11.0 | 17,600 | 12,800 | 650 | 5/8 | 3/4 | 3/8 | 5/8 | 1/4 | 0.053 | A4TXV01 |
| E*1P29B | A95UH1E045B12S | 14.0 | 12.0 | 17,600 | 12,800 | 650 | 5/8 | 3/4 | 3/8 | 5/8 | 1/4 | 0.053 | A4TXV01 |
| E*1P23B | A95UH1E070B12S | 14.0 | 12.0 | 17,600 | 12,800 | 650 | 5/8 | 3/4 | 3/8 | 5/8 | 1/4 | 0.053 | A4TXV01 |
| E*1P24B | A95UH1E070B12S | 14.0 | 12.0 | 17,600 | 12,800 | 650 | 5/8 | 3/4 | 3/8 | 5/8 | 1/4 | 0.053 | A4TXV01 |
| E*1P29B | A95UH1E070B12S | 14.0 | 12.0 | 17,600 | 12,800 | 650 | 5/8 | 3/4 | 3/8 | 5/8 | 1/4 | 0.053 | A4TXV01 |
| E*1P23B | A95UH2V045B12S | 14.0 | 12.0 | 17,600 | 12,800 | 650 | 5/8 | 3/4 | 3/8 | 5/8 | 1/4 | 0.053 | A4TXV01 |
| E*1P24B | A95UH2V045B12S | 14.0 | 12.0 | 17,600 | 12,800 | 650 | 5/8 | 3/4 | 3/8 | 5/8 | 1/4 | 0.053 | A4TXV01 |
| E*1P29B | A95UH2V045B12S | 14.0 | 12.0 | 17,600 | 12,800 | 650 | 5/8 | 3/4 | 3/8 | 5/8 | 1/4 | 0.053 | A4TXV01 |
| E*1P23B | A95UH2V070B12S | 14.0 | 12.0 | 17,600 | 12,800 | 650 | 5/8 | 3/4 | 3/8 | 5/8 | 1/4 | 0.053 | A4TXV01 |
| E*1P24B | A95UH2V070B12S | 14.0 | 12.0 | 17,600 | 12,800 | 650 | 5/8 | 3/4 | 3/8 | 5/8 | 1/4 | 0.053 | A4TXV01 |
| E*1P29B | A95UH2V070B12S | 14.0 | 12.0 | 17,600 | 12,800 | 650 | 5/8 | 3/4 | 3/8 | 5/8 | 1/4 | 0.053 | A4TXV01 |
| E*1P23B | A97DSMV070B12* | 14.0 | 12.0 | 17,600 | 12,800 | 650 | 5/8 | 3/4 | 3/8 | 5/8 | 1/4 | 0.053 | A4TXV01 |
| E*1P24B | A97DSMV070B12* | 14.0 | 12.0 | 17,600 | 12,800 | 650 | 5/8 | 3/4 | 3/8 | 5/8 | 1/4 | 0.053 | A4TXV01 |
| E*1P29B | A97DSMV070B12* | 14.0 | 12.0 | 17,600 | 12,800 | 650 | 5/8 | 3/4 | 3/8 | 5/8 | 1/4 | 0.053 | A4TXV01 |
| E*1P23B | A97USMV070B12* | 14.0 | 12.0 | 17,600 | 12,800 | 650 | 5/8 | 3/4 | 3/8 | 5/8 | 1/4 | 0.053 | A4TXV01 |
| E*1P24B | A97USMV070B12* | 14.0 | 12.0 | 17,600 | 12,800 | 650 | 5/8 | 3/4 | 3/8 | 5/8 | 1/4 | 0.053 | A4TXV01 |
| E*1P29B | A97USMV070B12* | 14.0 | 12.0 | 17,600 | 12,800 | 650 | 5/8 | 3/4 | 3/8 | 5/8 | 1/4 | 0.053 | A4TXV01 |
| E*1P23B | EFV08BC | 14.0 | 12.0 | 17,600 | 12,800 | 650 | 5/8 | 3/4 | 3/8 | 5/8 | 1/4 | 0.053 | A4TXV01 |
| E*1P24B | EFV08BC | 14.0 | 12.0 | 17,600 | 12,800 | 650 | 5/8 | 3/4 | 3/8 | 5/8 | 1/4 | 0.053 | A4TXV01 |
| E*1P29B | EFV08BC | 14.0 | 12.0 | 17,600 | 12,800 | 650 | 5/8 | 3/4 | 3/8 | 5/8 | 1/4 | 0.053 | A4TXV01 |

‡ Required to achieve AHRI rating. If N/A (Not Applicable) is in the piston column, the TXV is required.
* For lines 25ft or over, use 3/8.

***Continued on the Following Page***

**4SCU13LE124-5**

| Indoor Model Evaporator Coil or Air Handler | Variable Speed Furnace | SEER | EER | Rated ARI Capacity BTUH | Rated Sensible Capacity BTUH | CFM | Refrigerant Connection | | | Refrigerant Line Size | | Indoor Expansion Device | |
|---|---|---|---|---|---|---|---|---|---|---|---|---|---|
| | | | | | | | Outdoor Suction | Indoor Suction | Liquid | Suction | Liquid* | Piston‡ | TXV |
| BCE3M24C****P | | 13.0 | 11.0 | 22,800 | 16,800 | 800 | 5/8 | 3/4 | 3/8 | 5/8 | 1/4 | 0.057 | A4TXV01 |
| BCS2M24S++++P | | 14.0 | 12.0 | 22,800 | 16,800 | 800 | 5/8 | 3/4 | 3/8 | 5/8 | 1/4 | 0.057 | A4TXV01 |
| BCS2M24V++++P | | 14.0 | 12.0 | 22,800 | 16,800 | 800 | 5/8 | 3/4 | 3/8 | 5/8 | 1/4 | 0.057 | A4TXV01 |
| BCE3M30E****X | | 14.0 | 11.0 | 22,800 | 16,800 | 800 | 5/8 | 3/4 | 3/8 | 5/8 | 1/4 | NA | A4TXV01† |
| E*1P23A | A80DF1E045A12 | 14.0 | 12.0 | 22,800 | 16,800 | 800 | 5/8 | 3/4 | 3/8 | 5/8 | 1/4 | 0.057 | A4TXV01 |
| E*1P24A | A80DF1E045A12 | 13.5 | 11.0 | 22,800 | 16,800 | 800 | 5/8 | 3/4 | 3/8 | 5/8 | 1/4 | 0.057 | A4TXV01 |
| E*1P29A | A80DF1E045A12 | 13.5 | 11.0 | 22,800 | 16,800 | 800 | 5/8 | 3/4 | 3/8 | 5/8 | 1/4 | 0.057 | A4TXV01 |
| E*1P30A | A80DF1E045A12 | 13.5 | 11.0 | 22,800 | 16,800 | 800 | 5/8 | 3/4 | 3/8 | 5/8 | 1/4 | 0.057 | A4TXV01 |
| E*1P36A | A80DF1E045A12 | 13.5 | 11.0 | 22,800 | 16,800 | 800 | 5/8 | 3/4 | 3/8 | 5/8 | 1/4 | 0.057 | A4TXV01 |
| E*1P29B | A80DF1E070B12 | 13.5 | 11.0 | 22,800 | 16,800 | 800 | 5/8 | 3/4 | 3/8 | 5/8 | 1/4 | 0.057 | A4TXV01 |
| E*1P30B | A80DF1E070B12 | 13.5 | 11.0 | 22,800 | 16,800 | 800 | 5/8 | 3/4 | 3/8 | 5/8 | 1/4 | 0.057 | A4TXV01 |
| E*1P36B | A80DF1E070B12 | 13.5 | 11.0 | 22,800 | 16,800 | 800 | 5/8 | 3/4 | 3/8 | 5/8 | 1/4 | 0.057 | A4TXV01 |
| E*1P23A | A80DF2V070A12 | 14.0 | 12.0 | 22,800 | 16,800 | 800 | 5/8 | 3/4 | 3/8 | 5/8 | 1/4 | 0.057 | A4TXV01 |
| E*1P24A | A80DF2V070A12 | 13.5 | 11.0 | 22,800 | 16,800 | 800 | 5/8 | 3/4 | 3/8 | 5/8 | 1/4 | 0.057 | A4TXV01 |
| E*1P29A | A80DF2V070A12 | 14.0 | 12.0 | 22,800 | 16,800 | 800 | 5/8 | 3/4 | 3/8 | 5/8 | 1/4 | 0.057 | A4TXV01 |
| E*1P30A | A80DF2V070A12 | 14.0 | 12.0 | 22,800 | 16,800 | 800 | 5/8 | 3/4 | 3/8 | 5/8 | 1/4 | 0.057 | A4TXV01 |
| E*1P36A | A80DF2V070A12 | 14.0 | 12.0 | 22,800 | 16,800 | 800 | 5/8 | 3/4 | 3/8 | 5/8 | 1/4 | 0.057 | A4TXV01 |
| E*1P23B | A80DF2V090B16 | 14.0 | 12.0 | 22,800 | 16,800 | 800 | 5/8 | 3/4 | 3/8 | 5/8 | 1/4 | 0.057 | A4TXV01 |
| E*1P24B | A80DF2V090B16 | 13.5 | 11.0 | 22,800 | 16,800 | 800 | 5/8 | 3/4 | 3/8 | 5/8 | 1/4 | 0.057 | A4TXV01 |
| E*1P29B | A80DF2V090B16 | 14.0 | 12.0 | 22,800 | 16,800 | 800 | 5/8 | 3/4 | 3/8 | 5/8 | 1/4 | 0.057 | A4TXV01 |
| E*1P30B | A80DF2V090B16 | 14.0 | 12.0 | 22,800 | 16,800 | 800 | 5/8 | 3/4 | 3/8 | 5/8 | 1/4 | 0.057 | A4TXV01 |
| E*1P36B | A80DF2V090B16 | 14.0 | 12.0 | 22,800 | 16,800 | 800 | 5/8 | 3/4 | 3/8 | 5/8 | 1/4 | 0.057 | A4TXV01 |
| E*1P23A | A80DS2V070A12 | 14.0 | 12.0 | 22,800 | 16,800 | 800 | 5/8 | 3/4 | 3/8 | 5/8 | 1/4 | 0.057 | A4TXV01 |
| E*1P24A | A80DS2V070A12 | 13.5 | 11.0 | 22,800 | 16,800 | 800 | 5/8 | 3/4 | 3/8 | 5/8 | 1/4 | 0.057 | A4TXV01 |
| E*1P29A | A80DS2V070A12 | 14.0 | 12.0 | 22,800 | 16,800 | 800 | 5/8 | 3/4 | 3/8 | 5/8 | 1/4 | 0.057 | A4TXV01 |
| E*1P30A | A80DS2V070A12 | 14.0 | 12.0 | 22,800 | 16,800 | 800 | 5/8 | 3/4 | 3/8 | 5/8 | 1/4 | 0.057 | A4TXV01 |
| E*1P36A | A80DS2V070A12 | 14.0 | 12.0 | 22,800 | 16,800 | 800 | 5/8 | 3/4 | 3/8 | 5/8 | 1/4 | 0.057 | A4TXV01 |
| E*1P23B | A80DS2V090B16 | 14.0 | 12.0 | 22,800 | 16,800 | 800 | 5/8 | 3/4 | 3/8 | 5/8 | 1/4 | 0.057 | A4TXV01 |
| E*1P24B | A80DS2V090B16 | 13.5 | 11.0 | 22,800 | 16,800 | 800 | 5/8 | 3/4 | 3/8 | 5/8 | 1/4 | 0.057 | A4TXV01 |
| E*1P29B | A80DS2V090B16 | 14.0 | 12.0 | 22,800 | 16,800 | 800 | 5/8 | 3/4 | 3/8 | 5/8 | 1/4 | 0.057 | A4TXV01 |
| E*1P30B | A80DS2V090B16 | 14.0 | 12.0 | 22,800 | 16,800 | 800 | 5/8 | 3/4 | 3/8 | 5/8 | 1/4 | 0.057 | A4TXV01 |
| E*1P36B | A80DS2V090B16 | 14.0 | 12.0 | 22,800 | 16,800 | 800 | 5/8 | 3/4 | 3/8 | 5/8 | 1/4 | 0.057 | A4TXV01 |
| E*1P23A | A80UH1E045A12* | 13.5 | 11.0 | 22,800 | 16,800 | 800 | 5/8 | 3/4 | 3/8 | 5/8 | 1/4 | 0.057 | A4TXV01 |
| E*1P24A | A80UH1E045A12* | 13.5 | 11.0 | 22,800 | 16,800 | 800 | 5/8 | 3/4 | 3/8 | 5/8 | 1/4 | 0.057 | A4TXV01 |
| E*1P29A | A80UH1E045A12* | 13.5 | 11.0 | 22,800 | 16,800 | 800 | 5/8 | 3/4 | 3/8 | 5/8 | 1/4 | 0.057 | A4TXV01 |
| E*1P30A | A80UH1E045A12* | 13.5 | 11.0 | 22,800 | 16,800 | 800 | 5/8 | 3/4 | 3/8 | 5/8 | 1/4 | 0.057 | A4TXV01 |
| E*1P36A | A80UH1E045A12* | 14.0 | 12.0 | 22,800 | 16,800 | 800 | 5/8 | 3/4 | 3/8 | 5/8 | 1/4 | 0.057 | A4TXV01 |
| E*1P23B | A80UH1E070B12* | 13.5 | 11.0 | 22,800 | 16,800 | 800 | 5/8 | 3/4 | 3/8 | 5/8 | 1/4 | 0.057 | A4TXV01 |
| E*1P24B | A80UH1E070B12* | 13.5 | 11.0 | 22,800 | 16,800 | 800 | 5/8 | 3/4 | 3/8 | 5/8 | 1/4 | 0.057 | A4TXV01 |
| E*1P29A | A80UH1E070B12* | 13.5 | 11.0 | 22,800 | 16,800 | 800 | 5/8 | 3/4 | 3/8 | 5/8 | 1/4 | 0.057 | A4TXV01 |

‡ Required to achieve AHR1 rating. If N/A (Not Applicable) is in the piston column, then TXV is required.
† Factory installed.
* For lines 25 ft or over, use 3/8".

***Continued on the Following Page***

**4SCU13LE124-5 Continued**

| Indoor Model Evaporator Coil or Air Handler | Variable Speed Furnace | SEER | EER | Rated ARI Capacity BTUH | Rated Sensible Capacity BTUH | CFM | Refrigerant Connection | | | Refrigerant Line Size | | Indoor Expansion Device | |
|---|---|---|---|---|---|---|---|---|---|---|---|---|---|
| | | | | | | | Outdoor Suction | Indoor Suction | Liquid | Suction | Liquid* | Piston‡ | TXV |
| E*1P30B | A80UH1E070B12* | 13.5 | 11.0 | 22,800 | 16,800 | 800 | 5/8 | 3/4 | 3/8 | 5/8 | 1/4 | 0.057 | A4TXV01 |
| E*1P36B | A80UH1E070B12* | 13.5 | 11.0 | 22,800 | 16,800 | 800 | 5/8 | 3/4 | 3/8 | 5/8 | 1/4 | 0.057 | A4TXV01 |
| E*1P23A | A80UH2V070A12 | 13.5 | 11.0 | 22,800 | 16,800 | 800 | 5/8 | 3/4 | 3/8 | 5/8 | 1/4 | 0.057 | A4TXV01 |
| E*1P24A | A80UH2V070A12 | 13.5 | 11.0 | 22,800 | 16,800 | 800 | 5/8 | 3/4 | 3/8 | 5/8 | 1/4 | 0.057 | A4TXV01 |
| E*1P29A | A80UH2V070A12 | 14.0 | 12.0 | 22,800 | 16,800 | 800 | 5/8 | 3/4 | 3/8 | 5/8 | 1/4 | 0.057 | A4TXV01 |
| E*1P30A | A80UH2V070A12 | 14.0 | 12.0 | 22,800 | 16,800 | 800 | 5/8 | 3/4 | 3/8 | 5/8 | 1/4 | 0.057 | A4TXV01 |
| E*1P36A | A80UH2V070A12 | 14.0 | 12.0 | 22,800 | 16,800 | 800 | 5/8 | 3/4 | 3/8 | 5/8 | 1/4 | 0.057 | A4TXV01 |
| E*1P23B | A80UH2V090B12 | 13.5 | 11.0 | 22,800 | 16,800 | 800 | 5/8 | 3/4 | 3/8 | 5/8 | 1/4 | 0.057 | A4TXV01 |
| E*1P24B | A80UH2V090B12 | 13.5 | 11.0 | 22,800 | 16,800 | 800 | 5/8 | 3/4 | 3/8 | 5/8 | 1/4 | 0.057 | A4TXV01 |
| E*1P29B | A80UH2V090B12 | 14.0 | 12.0 | 22,800 | 16,800 | 800 | 5/8 | 3/4 | 3/8 | 5/8 | 1/4 | 0.057 | A4TXV01 |
| E*1P30B | A80UH2V090B12 | 14.0 | 12.0 | 22,800 | 16,800 | 800 | 5/8 | 3/4 | 3/8 | 5/8 | 1/4 | 0.057 | A4TXV01 |
| E*1P36B | A80UH2V090B12 | 14.0 | 12.0 | 22,800 | 16,800 | 800 | 5/8 | 3/4 | 3/8 | 5/8 | 1/4 | 0.057 | A4TXV01 |
| E*1P23B | A80UH2V090B16 | 13.5 | 11.0 | 22,800 | 16,800 | 800 | 5/8 | 3/4 | 3/8 | 5/8 | 1/4 | 0.057 | A4TXV01 |
| E*1P24B | A80UH2V090B16 | 13.5 | 11.0 | 22,800 | 16,800 | 800 | 5/8 | 3/4 | 3/8 | 5/8 | 1/4 | 0.057 | A4TXV01 |
| E*1P29B | A80UH2V090B16 | 13.5 | 11.0 | 22,800 | 16,800 | 800 | 5/8 | 3/4 | 3/8 | 5/8 | 1/4 | 0.057 | A4TXV01 |
| E*1P30B | A80UH2V090B16 | 14.0 | 12.0 | 22,800 | 16,800 | 800 | 5/8 | 3/4 | 3/8 | 5/8 | 1/4 | 0.057 | A4TXV01 |
| E*1P36B | A80UH2V090B16 | 14.0 | 12.0 | 22,800 | 16,800 | 800 | 5/8 | 3/4 | 3/8 | 5/8 | 1/4 | 0.057 | A4TXV01 |
| E*1P23A | A80US2V070A12 | 13.5 | 11.0 | 22,800 | 16,800 | 800 | 5/8 | 3/4 | 3/8 | 5/8 | 1/4 | 0.057 | A4TXV01 |
| E*1P24A | A80US2V070A12 | 13.5 | 11.0 | 22,800 | 16,800 | 800 | 5/8 | 3/4 | 3/8 | 5/8 | 1/4 | 0.057 | A4TXV01 |
| E*1P29A | A80US2V070A12 | 14.0 | 12.0 | 22,800 | 16,800 | 800 | 5/8 | 3/4 | 3/8 | 5/8 | 1/4 | 0.057 | A4TXV01 |
| E*1P30A | A80US2V070A12 | 14.0 | 12.0 | 22,800 | 16,800 | 800 | 5/8 | 3/4 | 3/8 | 5/8 | 1/4 | 0.057 | A4TXV01 |
| E*1P36A | A80US2V070A12 | 14.0 | 12.0 | 22,800 | 16,800 | 800 | 5/8 | 3/4 | 3/8 | 5/8 | 1/4 | 0.057 | A4TXV01 |
| E*1P23B | A80US2V090B12 | 13.5 | 11.0 | 22,800 | 16,800 | 800 | 5/8 | 3/4 | 3/8 | 5/8 | 1/4 | 0.057 | A4TXV01 |
| E*1P24B | A80US2V090B12 | 13.5 | 11.0 | 22,800 | 16,800 | 800 | 5/8 | 3/4 | 3/8 | 5/8 | 1/4 | 0.057 | A4TXV01 |
| E*1P29B | A80US2V090B12 | 14.0 | 12.0 | 22,800 | 16,800 | 800 | 5/8 | 3/4 | 3/8 | 5/8 | 1/4 | 0.057 | A4TXV01 |
| E*1P30B | A80US2V090B12 | 14.0 | 12.0 | 22,800 | 16,800 | 800 | 5/8 | 3/4 | 3/8 | 5/8 | 1/4 | 0.057 | A4TXV01 |
| E*1P36B | A80US2V090B12 | 14.0 | 12.0 | 22,800 | 16,800 | 800 | 5/8 | 3/4 | 3/8 | 5/8 | 1/4 | 0.057 | A4TXV01 |
| E*1P23B | A80US2V090B16 | 13.5 | 11.0 | 22,800 | 16,800 | 800 | 5/8 | 3/4 | 3/8 | 5/8 | 1/4 | 0.057 | A4TXV01 |
| E*1P24B | A80US2V090B16 | 13.5 | 11.0 | 22,800 | 16,800 | 800 | 5/8 | 3/4 | 3/8 | 5/8 | 1/4 | 0.057 | A4TXV01 |
| E*1P29B | A80US2V090B16 | 13.5 | 11.0 | 22,800 | 16,800 | 800 | 5/8 | 3/4 | 3/8 | 5/8 | 1/4 | 0.057 | A4TXV01 |
| E*1P30B | A80US2V090B16 | 14.0 | 12.0 | 22,800 | 16,800 | 800 | 5/8 | 3/4 | 3/8 | 5/8 | 1/4 | 0.057 | A4TXV01 |
| E*1P36B | A80US2V090B16 | 14.0 | 12.0 | 22,800 | 16,800 | 800 | 5/8 | 3/4 | 3/8 | 5/8 | 1/4 | 0.057 | A4TXV01 |
| E*1P23B | A95DF2V045B12S | 14.0 | 12.0 | 22,800 | 16,800 | 800 | 5/8 | 3/4 | 3/8 | 5/8 | 1/4 | 0.057 | A4TXV01 |
| E*1P24B | A95DF2V045B12S | 13.5 | 11.0 | 22,800 | 16,800 | 800 | 5/8 | 3/4 | 3/8 | 5/8 | 1/4 | 0.057 | A4TXV01 |
| E*1P29B | A95DF2V045B12S | 14.0 | 12.0 | 22,800 | 16,800 | 800 | 5/8 | 3/4 | 3/8 | 5/8 | 1/4 | 0.057 | A4TXV01 |
| E*1P30B | A95DF2V045B12S | 14.0 | 12.0 | 22,800 | 16,800 | 800 | 5/8 | 3/4 | 3/8 | 5/8 | 1/4 | 0.057 | A4TXV01 |
| E*1P36B | A95DF2V045B12S | 14.0 | 12.0 | 22,800 | 16,800 | 800 | 5/8 | 3/4 | 3/8 | 5/8 | 1/4 | 0.057 | A4TXV01 |
| E*1P23B | A95DF2V070B16S | 13.5 | 11.0 | 22,800 | 16,800 | 800 | 5/8 | 3/4 | 3/8 | 5/8 | 1/4 | 0.057 | A4TXV01 |
| E*1P24B | A95DF2V070B16S | 13.5 | 11.0 | 22,800 | 16,800 | 800 | 5/8 | 3/4 | 3/8 | 5/8 | 1/4 | 0.057 | A4TXV01 |
| E*1P29B | A95DF2V070B16S | 13.5 | 11.0 | 22,800 | 16,800 | 800 | 5/8 | 3/4 | 3/8 | 5/8 | 1/4 | 0.057 | A4TXV01 |

‡ Required to achieve AHR1 rating. If N/A (Not Applicable) is in the piston column, then TXV is required.
* For lines 25 ft or over, use 3/8".

***Continued on the Following Page***

**4SCU13LE124-5 Continued**

| Indoor Model Evaporator Coil or Air Handler | Variable Speed Furnace | SEER | EER | Rated ARI Capacity BTUH | Rated Sensible Capacity BTUH | CFM | Refrigerant Connection | | | Refrigerant Line Size | | Indoor Expansion Device | |
|---|---|---|---|---|---|---|---|---|---|---|---|---|---|
| | | | | | | | Outdoor Suction | Indoor Suction | Liquid | Suction | Liquid* | Piston‡ | TXV |
| E*1P30B | A95DF2V070B16S | 13.5 | 11.0 | 22,800 | 16,800 | 800 | 5/8 | 3/4 | 3/8 | 5/8 | 1/4 | 0.057 | A4TXV01 |
| E*1P36B | A95DF2V070B16S | 13.5 | 11.0 | 22,800 | 16,800 | 800 | 5/8 | 3/4 | 3/8 | 5/8 | 1/4 | 0.057 | A4TXV01 |
| E*1P30C | A95DF2V090C20S | 13.5 | 11.0 | 22,800 | 16,800 | 770 | 5/8 | 3/4 | 3/8 | 5/8 | 1/4 | 0.057 | A4TXV01 |
| E*1P36C | A95DF2V090C20S | 14.0 | 12.0 | 22,800 | 16,800 | 770 | 5/8 | 3/4 | 3/8 | 5/8 | 1/4 | 0.057 | A4TXV01 |
| E*1P30C | A95DF2V110C20S | 14.0 | 12.0 | 22,800 | 16,800 | 820 | 5/8 | 3/4 | 3/8 | 5/8 | 1/4 | 0.057 | A4TXV01 |
| E*1P36C | A95DF2V110C20S | 14.0 | 12.0 | 22,800 | 16,800 | 820 | 5/8 | 3/4 | 3/8 | 5/8 | 1/4 | 0.057 | A4TXV01 |
| E*1P23B | A95UH1E070B12S | 14.0 | 12.0 | 22,800 | 16,800 | 800 | 5/8 | 3/4 | 3/8 | 5/8 | 1/4 | 0.057 | A4TXV01 |
| E*1P24B | A95UH1E070B12S | 13.5 | 11.0 | 22,800 | 16,800 | 800 | 5/8 | 3/4 | 3/8 | 5/8 | 1/4 | 0.057 | A4TXV01 |
| E*1P29B | A95UH1E070B12S | 14.0 | 12.0 | 22,800 | 16,800 | 800 | 5/8 | 3/4 | 3/8 | 5/8 | 1/4 | 0.057 | A4TXV01 |
| E*1P30B | A95UH1E070B12S | 14.0 | 12.0 | 22,800 | 16,800 | 800 | 5/8 | 3/4 | 3/8 | 5/8 | 1/4 | 0.057 | A4TXV01 |
| E*1P36B | A95UH1E070B12S | 14.0 | 12.0 | 22,800 | 16,800 | 800 | 5/8 | 3/4 | 3/8 | 5/8 | 1/4 | 0.057 | A4TXV01 |
| E*1P23B | A95UH2V045B12S | 14.0 | 12.0 | 22,800 | 16,800 | 800 | 5/8 | 3/4 | 3/8 | 5/8 | 1/4 | 0.057 | A4TXV01 |
| E*1P24B | A95UH2V045B12S | 14.0 | 12.0 | 22,800 | 16,800 | 800 | 5/8 | 3/4 | 3/8 | 5/8 | 1/4 | 0.057 | A4TXV01 |
| E*1P29B | A95UH2V045B12S | 14.0 | 12.0 | 22,800 | 16,800 | 800 | 5/8 | 3/4 | 3/8 | 5/8 | 1/4 | 0.057 | A4TXV01 |
| E*1P30B | A95UH2V045B12S | 14.0 | 12.0 | 22,800 | 16,800 | 800 | 5/8 | 3/4 | 3/8 | 5/8 | 1/4 | 0.057 | A4TXV01 |
| E*1P36B | A95UH2V045B12S | 14.0 | 12.0 | 22,800 | 16,800 | 800 | 5/8 | 3/4 | 3/8 | 5/8 | 1/4 | 0.057 | A4TXV01 |
| E*1P23B | A95UH2V070B12S | 14.0 | 12.0 | 22,800 | 16,800 | 800 | 5/8 | 3/4 | 3/8 | 5/8 | 1/4 | 0.057 | A4TXV01 |
| E*1P24B | A95UH2V070B12S | 14.0 | 12.0 | 22,800 | 16,800 | 800 | 5/8 | 3/4 | 3/8 | 5/8 | 1/4 | 0.057 | A4TXV01 |
| E*1P29B | A95UH2V070B12S | 14.0 | 12.0 | 22,800 | 16,800 | 800 | 5/8 | 3/4 | 3/8 | 5/8 | 1/4 | 0.057 | A4TXV01 |
| E*1P30B | A95UH2V070B12S | 14.0 | 12.0 | 22,800 | 16,800 | 800 | 5/8 | 3/4 | 3/8 | 5/8 | 1/4 | 0.057 | A4TXV01 |
| E*1P36B | A95UH2V070B12S | 14.0 | 12.0 | 22,800 | 16,800 | 800 | 5/8 | 3/4 | 3/8 | 5/8 | 1/4 | 0.057 | A4TXV01 |
| E*1P30C | A95UH2V090C12S | 14.0 | 12.0 | 22,800 | 16,800 | 800 | 5/8 | 3/4 | 3/8 | 5/8 | 1/4 | 0.057 | A4TXV01 |
| E*1P36C | A95UH2V090C12S | 14.0 | 12.0 | 22,800 | 16,800 | 800 | 5/8 | 3/4 | 3/8 | 5/8 | 1/4 | 0.057 | A4TXV01 |
| E*1P23B | A97DSMV070B12* | 14.0 | 12.0 | 22,800 | 16,800 | 800 | 5/8 | 3/4 | 3/8 | 5/8 | 1/4 | 0.057 | A4TXV01 |
| E*1P24B | A97DSMV070B12* | 13.5 | 11.0 | 22,800 | 16,800 | 800 | 5/8 | 3/4 | 3/8 | 5/8 | 1/4 | 0.057 | A4TXV01 |
| E*1P29B | A97DSMV070B12* | 14.0 | 12.0 | 22,800 | 16,800 | 800 | 5/8 | 3/4 | 3/8 | 5/8 | 1/4 | 0.057 | A4TXV01 |
| E*1P30B | A97DSMV070B12* | 14.0 | 12.0 | 22,800 | 16,800 | 800 | 5/8 | 3/4 | 3/8 | 5/8 | 1/4 | 0.057 | A4TXV01 |
| E*1P36B | A97DSMV070B12* | 14.0 | 12.0 | 22,800 | 16,800 | 800 | 5/8 | 3/4 | 3/8 | 5/8 | 1/4 | 0.057 | A4TXV01 |
| E*1P23B | A97USMV070B12* | 14.0 | 12.0 | 22,800 | 16,800 | 800 | 5/8 | 3/4 | 3/8 | 5/8 | 1/4 | 0.057 | A4TXV01 |
| E*1P24B | A97USMV070B12* | 14.0 | 12.0 | 22,800 | 16,800 | 800 | 5/8 | 3/4 | 3/8 | 5/8 | 1/4 | 0.057 | A4TXV01 |
| E*1P29B | A97USMV070B12* | 14.0 | 12.0 | 22,800 | 16,800 | 800 | 5/8 | 3/4 | 3/8 | 5/8 | 1/4 | 0.057 | A4TXV01 |
| E*1P30B | A97USMV070B12* | 14.0 | 12.0 | 22,800 | 16,800 | 800 | 5/8 | 3/4 | 3/8 | 5/8 | 1/4 | 0.057 | A4TXV01 |
| E*1P36B | A97USMV070B12* | 14.0 | 12.0 | 22,800 | 16,800 | 800 | 5/8 | 3/4 | 3/8 | 5/8 | 1/4 | 0.057 | A4TXV01 |
| E*1P30C | A97USMV090C12* | 14.0 | 12.0 | 22,800 | 16,800 | 800 | 5/8 | 3/4 | 3/8 | 5/8 | 1/4 | 0.057 | A4TXV01 |
| E*1P36C | A97USMV090C12* | 14.0 | 12.0 | 22,800 | 16,800 | 800 | 5/8 | 3/4 | 3/8 | 5/8 | 1/4 | 0.057 | A4TXV01 |
| E*1P23B | EFV08BC | 14.0 | 12.0 | 22,800 | 16,800 | 800 | 5/8 | 3/4 | 3/8 | 5/8 | 1/4 | 0.057 | A4TXV01 |
| E*1P24B | EFV08BC | 13.5 | 11.0 | 22,800 | 16,800 | 800 | 5/8 | 3/4 | 3/8 | 5/8 | 1/4 | 0.057 | A4TXV01 |
| E*1P29B | EFV08BC | 14.0 | 12.0 | 22,800 | 16,800 | 800 | 5/8 | 3/4 | 3/8 | 5/8 | 1/4 | 0.057 | A4TXV01 |
| E*1P30B | EFV08BC | 14.0 | 12.0 | 22,800 | 16,800 | 800 | 5/8 | 3/4 | 3/8 | 5/8 | 1/4 | 0.057 | A4TXV01 |
| E*1P36B | EFV08BC | 14.0 | 12.0 | 22,800 | 16,800 | 800 | 5/8 | 3/4 | 3/8 | 5/8 | 1/4 | 0.057 | A4TXV01 |

‡ Required to achieve AHR1 rating. If N/A (Not Applicable) is in the piston column, then TXV is required.
* For lines 25 ft or over, use 3/8".

***Continued on the Following Page***

**4SCU13LE130-5**

| Indoor Model Evaporator Coil or Air Handler | Variable Speed Furnace | SEER | EER | Rated ARI Capacity BTUH | Rated Sensible Capacity BTUH | CFM | Refrigerant Connection | | | Refrigerant Line Size | | Indoor Expansion Device | |
|---|---|---|---|---|---|---|---|---|---|---|---|---|---|
| | | | | | | | Outdoor Suction | Indoor Suction | Liquid | Suction | Liquid | Piston‡ | TXV |
| BCE3M30C****P | | 13.0 | 11.0 | 28,000 | 20,400 | 950 | 3/4 | 7/8 | 3/8 | 3/4 | 3/8 | 0.063 | A4TXV01 |
| BCS2M36S++++P | | 13.5 | 11.0 | 28,000 | 20,400 | 1000 | 3/4 | 7/8 | 3/8 | 3/4 | 3/8 | 0.063 | A4TXV01 |
| BCS2M36V++++P | | 13.5 | 11.0 | 28,000 | 20,400 | 1000 | 3/4 | 7/8 | 3/8 | 3/4 | 3/8 | 0.063 | A4TXV01 |
| BCE3M30E****X | | 14.0 | 11.0 | 28,000 | 20,400 | 1000 | 3/4 | 7/8 | 3/8 | 3/4 | 3/8 | NA | A4TXV01† |
| E*1P24A | A80DF1E045A12 | 13.5 | 11.0 | 28,000 | 20,400 | 1000 | 3/4 | 3/4 | 3/8 | 3/4 | 3/8 | 0.063 | A4TXV01 |
| E*1P29A | A80DF1E045A12 | 13.5 | 11.0 | 28,000 | 20,400 | 1000 | 3/4 | 3/4 | 3/8 | 3/4 | 3/8 | 0.063 | A4TXV01 |
| E*1P30A | A80DF1E045A12 | 13.5 | 11.0 | 28,000 | 20,400 | 1000 | 3/4 | 3/4 | 3/8 | 3/4 | 3/8 | 0.063 | A4TXV01 |
| E*1P36A | A80DF1E045A12 | 13.5 | 11.0 | 28,000 | 20,400 | 1000 | 3/4 | 3/4 | 3/8 | 3/4 | 3/8 | 0.063 | A4TXV01 |
| E*1P24B | A80DF1E070B12 | 13.5 | 11.0 | 28,000 | 20,400 | 1000 | 3/4 | 3/4 | 3/8 | 3/4 | 3/8 | 0.063 | A4TXV01 |
| E*1P29B | A80DF1E070B12 | 13.5 | 11.0 | 28,000 | 20,400 | 1000 | 3/4 | 3/4 | 3/8 | 3/4 | 3/8 | 0.063 | A4TXV01 |
| E*1P30B | A80DF1E070B12 | 13.5 | 11.0 | 28,000 | 20,400 | 1000 | 3/4 | 3/4 | 3/8 | 3/4 | 3/8 | 0.063 | A4TXV01 |
| E*1P36B | A80DF1E070B12 | 13.5 | 11.0 | 28,000 | 20,400 | 1000 | 3/4 | 3/4 | 3/8 | 3/4 | 3/8 | 0.063 | A4TXV01 |
| E*1P24B | A80DF1E090B16 | 13.5 | 11.0 | 28,000 | 20,400 | 1000 | 3/4 | 3/4 | 3/8 | 3/4 | 3/8 | 0.063 | A4TXV01 |
| E*1P29B | A80DF1E090B16 | 13.5 | 11.0 | 28,000 | 20,400 | 1000 | 3/4 | 3/4 | 3/8 | 3/4 | 3/8 | 0.063 | A4TXV01 |
| E*1P30B | A80DF1E090B16 | 13.5 | 11.0 | 28,000 | 20,400 | 1000 | 3/4 | 3/4 | 3/8 | 3/4 | 3/8 | 0.063 | A4TXV01 |
| E*1P36B | A80DF1E090B16 | 13.5 | 11.0 | 28,000 | 20,400 | 1000 | 3/4 | 3/4 | 3/8 | 3/4 | 3/8 | 0.063 | A4TXV01 |
| E*1P24A | A80DF2V070A12 | 13.5 | 11.0 | 28,000 | 20,400 | 1000 | 3/4 | 3/4 | 3/8 | 3/4 | 3/8 | 0.063 | A4TXV01 |
| E*1P29A | A80DF2V070A12 | 13.5 | 11.0 | 28,000 | 20,400 | 1000 | 3/4 | 3/4 | 3/8 | 3/4 | 3/8 | 0.063 | A4TXV01 |
| E*1P30A | A80DF2V070A12 | 13.5 | 11.0 | 28,000 | 20,400 | 1000 | 3/4 | 3/4 | 3/8 | 3/4 | 3/8 | 0.063 | A4TXV01 |
| E*1P36A | A80DF2V070A12 | 13.5 | 11.0 | 28,000 | 20,400 | 1000 | 3/4 | 3/4 | 3/8 | 3/4 | 3/8 | 0.063 | A4TXV01 |
| E*1P24B | A80DF2V090B16 | 13.5 | 11.0 | 28,000 | 20,400 | 1000 | 3/4 | 3/4 | 3/8 | 3/4 | 3/8 | 0.063 | A4TXV01 |
| E*1P29B | A80DF2V090B16 | 13.5 | 11.0 | 28,000 | 20,400 | 1000 | 3/4 | 3/4 | 3/8 | 3/4 | 3/8 | 0.063 | A4TXV01 |
| E*1P30B | A80DF2V090B16 | 13.5 | 11.0 | 28,000 | 20,400 | 1000 | 3/4 | 3/4 | 3/8 | 3/4 | 3/8 | 0.063 | A4TXV01 |
| E*1P36B | A80DF2V090B16 | 13.5 | 11.0 | 28,000 | 20,400 | 1000 | 3/4 | 3/4 | 3/8 | 3/4 | 3/8 | 0.063 | A4TXV01 |
| E*1P30C | A80DF2V110C20 | 13.5 | 11.0 | 28,000 | 20,400 | 1000 | 3/4 | 3/4 | 3/8 | 3/4 | 3/8 | 0.063 | A4TXV01 |
| E*1P36C | A80DF2V110C20 | 13.5 | 11.0 | 28,000 | 20,400 | 1000 | 3/4 | 3/4 | 3/8 | 3/4 | 3/8 | 0.063 | A4TXV01 |
| E*1P24A | A80DS2V070A12 | 13.5 | 11.0 | 28,000 | 20,400 | 1000 | 3/4 | 3/4 | 3/8 | 3/4 | 3/8 | 0.063 | A4TXV01 |
| E*1P29A | A80DS2V070A12 | 13.5 | 11.0 | 28,000 | 20,400 | 1000 | 3/4 | 3/4 | 3/8 | 3/4 | 3/8 | 0.063 | A4TXV01 |
| E*1P30A | A80DS2V070A12 | 13.5 | 11.0 | 28,000 | 20,400 | 1000 | 3/4 | 3/4 | 3/8 | 3/4 | 3/8 | 0.063 | A4TXV01 |
| E*1P36A | A80DS2V070A12 | 13.5 | 11.0 | 28,000 | 20,400 | 1000 | 3/4 | 3/4 | 3/8 | 3/4 | 3/8 | 0.063 | A4TXV01 |
| E*1P24B | A80DS2V090B16 | 13.5 | 11.0 | 28,000 | 20,400 | 1000 | 3/4 | 3/4 | 3/8 | 3/4 | 3/8 | 0.063 | A4TXV01 |
| E*1P29B | A80DS2V090B16 | 13.5 | 11.0 | 28,000 | 20,400 | 1000 | 3/4 | 3/4 | 3/8 | 3/4 | 3/8 | 0.063 | A4TXV01 |
| E*1P30B | A80DS2V090B16 | 13.5 | 11.0 | 28,000 | 20,400 | 1000 | 3/4 | 3/4 | 3/8 | 3/4 | 3/8 | 0.063 | A4TXV01 |
| E*1P36B | A80DS2V090B16 | 13.5 | 11.0 | 28,000 | 20,400 | 1000 | 3/4 | 3/4 | 3/8 | 3/4 | 3/8 | 0.063 | A4TXV01 |
| E*1P30C | A80DS2V110C20 | 13.5 | 11.0 | 28,000 | 20,400 | 1000 | 3/4 | 3/4 | 3/8 | 3/4 | 3/8 | 0.063 | A4TXV01 |

‡ Required to achieve AHR1 rating. If N/A (Not Applicable) is in the piston column, then TXV is required.
† Factory Installed.

***Continued on the Following Page***

**4SCU13LE130-5 Continued**

| Indoor Model Evaporator Coil or Air Handler | Variable Speed Furnace | SEER | EER | Rated ARI Capacity BTUH | Rated Sensible Capacity BTUH | CFM | Refrigerant Connection | | | Refrigerant Line Size | | Indoor Expansion Device | |
|---|---|---|---|---|---|---|---|---|---|---|---|---|---|
| | | | | | | | Outdoor Suction | Indoor Suction | Liquid | Suction | Liquid | Piston‡ | TXV |
| E*1P36C | A80DS2V110C20 | 13.5 | 11.0 | 28,000 | 20,400 | 1000 | 3/4 | 3/4 | 3/8 | 3/4 | 3/8 | 0.063 | A4TXV01 |
| E*1P24A | A80UH1E045A12* | 13.5 | 11.0 | 28,000 | 20,400 | 1000 | 3/4 | 3/4 | 3/8 | 3/4 | 3/8 | 0.063 | A4TXV01 |
| E*1P29A | A80UH1E045A12* | 13.5 | 11.0 | 28,000 | 20,400 | 1000 | 3/4 | 3/4 | 3/8 | 3/4 | 3/8 | 0.063 | A4TXV01 |
| E*1P30A | A80UH1E045A12* | 13.5 | 11.0 | 28,000 | 20,400 | 1000 | 3/4 | 3/4 | 3/8 | 3/4 | 3/8 | 0.063 | A4TXV01 |
| E*1P36A | A80UH1E045A12* | 13.5 | 11.0 | 28,000 | 20,400 | 1000 | 3/4 | 3/4 | 3/8 | 3/4 | 3/8 | 0.063 | A4TXV01 |
| E*1P24B | A80UH1E070B12* | 13.5 | 11.0 | 28,000 | 20,400 | 1000 | 3/4 | 3/4 | 3/8 | 3/4 | 3/8 | 0.063 | A4TXV01 |
| E*1P29B | A80UH1E070B12* | 13.5 | 11.0 | 28,000 | 20,400 | 1000 | 3/4 | 3/4 | 3/8 | 3/4 | 3/8 | 0.063 | A4TXV01 |
| E*1P30B | A80UH1E070B12* | 13.5 | 11.0 | 28,000 | 20,400 | 1000 | 3/4 | 3/4 | 3/8 | 3/4 | 3/8 | 0.063 | A4TXV01 |
| E*1P36B | A80UH1E070B12* | 13.5 | 11.0 | 28,000 | 20,400 | 1000 | 3/4 | 3/4 | 3/8 | 3/4 | 3/8 | 0.063 | A4TXV01 |
| E*1P24B | A80UH1E090B16* | 13.5 | 11.0 | 28,000 | 20,400 | 1000 | 3/4 | 3/4 | 3/8 | 3/4 | 3/8 | 0.063 | A4TXV01 |
| E*1P29A | A80UH1E090B16* | 13.5 | 11.0 | 28,000 | 20,400 | 1000 | 3/4 | 3/4 | 3/8 | 3/4 | 3/8 | 0.063 | A4TXV01 |
| E*1P30B | A80UH1E090B16* | 13.5 | 11.0 | 28,000 | 20,400 | 1000 | 3/4 | 3/4 | 3/8 | 3/4 | 3/8 | 0.063 | A4TXV01 |
| E*1P36B | A80UH1E090B16* | 13.5 | 11.0 | 28,000 | 20,400 | 1000 | 3/4 | 3/4 | 3/8 | 3/4 | 3/8 | 0.063 | A4TXV01 |
| E*1P24A | A80UH2V070A12 | 13.5 | 11.0 | 28,000 | 20,400 | 1000 | 3/4 | 3/4 | 3/8 | 3/4 | 3/8 | 0.063 | A4TXV01 |
| E*1P29A | A80UH2V070A12 | 13.5 | 11.0 | 28,000 | 20,400 | 1000 | 3/4 | 3/4 | 3/8 | 3/4 | 3/8 | 0.063 | A4TXV01 |
| E*1P30A | A80UH2V070A12 | 13.5 | 11.0 | 28,000 | 20,400 | 1000 | 3/4 | 3/4 | 3/8 | 3/4 | 3/8 | 0.063 | A4TXV01 |
| E*1P36A | A80UH2V070A12 | 13.5 | 11.0 | 28,000 | 20,400 | 1000 | 3/4 | 3/4 | 3/8 | 3/4 | 3/8 | 0.063 | A4TXV01 |
| E*1P24B | A80UH2V090B12 | 13.5 | 11.0 | 28,000 | 20,400 | 1000 | 3/4 | 3/4 | 3/8 | 3/4 | 3/8 | 0.063 | A4TXV01 |
| E*1P29B | A80UH2V090B12 | 13.5 | 11.0 | 28,000 | 20,400 | 1000 | 3/4 | 3/4 | 3/8 | 3/4 | 3/8 | 0.063 | A4TXV01 |
| E*1P30B | A80UH2V090B12 | 13.5 | 11.0 | 28,000 | 20,400 | 1000 | 3/4 | 3/4 | 3/8 | 3/4 | 3/8 | 0.063 | A4TXV01 |
| E*1P36B | A80UH2V090B12 | 13.5 | 11.0 | 28,000 | 20,400 | 1000 | 3/4 | 3/4 | 3/8 | 3/4 | 3/8 | 0.063 | A4TXV01 |
| E*1P24B | A80UH2V090B16 | 13.5 | 11.0 | 28,000 | 20,400 | 1000 | 3/4 | 3/4 | 3/8 | 3/4 | 3/8 | 0.063 | A4TXV01 |
| E*1P29B | A80UH2V090B16 | 13.5 | 11.0 | 28,000 | 20,400 | 1000 | 3/4 | 3/4 | 3/8 | 3/4 | 3/8 | 0.063 | A4TXV01 |
| E*1P30B | A80UH2V090B16 | 13.5 | 11.0 | 28,000 | 20,400 | 1000 | 3/4 | 3/4 | 3/8 | 3/4 | 3/8 | 0.063 | A4TXV01 |
| E*1P36B | A80UH2V090B16 | 13.5 | 11.0 | 28,000 | 20,400 | 1000 | 3/4 | 3/4 | 3/8 | 3/4 | 3/8 | 0.063 | A4TXV01 |
| E*1P30C | A80UH2V090C20 | 13.5 | 11.0 | 28,000 | 20,400 | 1000 | 3/4 | 3/4 | 3/8 | 3/4 | 3/8 | 0.063 | A4TXV01 |
| E*1P36C | A80UH2V090C20 | 13.5 | 11.0 | 28,000 | 20,400 | 1000 | 3/4 | 3/4 | 3/8 | 3/4 | 3/8 | 0.063 | A4TXV01 |
| E*1P24A | A80US2V070A12 | 13.5 | 11.0 | 28,000 | 20,400 | 1000 | 3/4 | 3/4 | 3/8 | 3/4 | 3/8 | 0.063 | A4TXV01 |
| E*1P29A | A80US2V070A12 | 13.5 | 11.0 | 28,000 | 20,400 | 1000 | 3/4 | 3/4 | 3/8 | 3/4 | 3/8 | 0.063 | A4TXV01 |
| E*1P30A | A80US2V070A12 | 13.5 | 11.0 | 28,000 | 20,400 | 1000 | 3/4 | 3/4 | 3/8 | 3/4 | 3/8 | 0.063 | A4TXV01 |
| E*1P36A | A80US2V070A12 | 13.5 | 11.0 | 28,000 | 20,400 | 1000 | 3/4 | 3/4 | 3/8 | 3/4 | 3/8 | 0.063 | A4TXV01 |
| E*1P24B | A80US2V090B12 | 13.5 | 11.0 | 28,000 | 20,400 | 1000 | 3/4 | 3/4 | 3/8 | 3/4 | 3/8 | 0.063 | A4TXV01 |
| E*1P29B | A80US2V090B12 | 13.5 | 11.0 | 28,000 | 20,400 | 1000 | 3/4 | 3/4 | 3/8 | 3/4 | 3/8 | 0.063 | A4TXV01 |
| E*1P30B | A80US2V090B12 | 13.5 | 11.0 | 28,000 | 20,400 | 1000 | 3/4 | 3/4 | 3/8 | 3/4 | 3/8 | 0.063 | A4TXV01 |
| E*1P36B | A80US2V090B12 | 13.5 | 11.0 | 28,000 | 20,400 | 1000 | 3/4 | 3/4 | 3/8 | 3/4 | 3/8 | 0.063 | A4TXV01 |

‡ Required to achieve AHR1 rating. If N/A (Not Applicable) is in the piston column, then TXV is required.

***Continued on the Following Page***

**4SCU13LE130-5 Continued**

| Indoor Model Evaporator Coil or Air Handler | Variable Speed Furnace | SEER | EER | Rated ARI Capacity BTUH | Rated Sensible Capacity BTUH | CFM | Refrigerant Connection | | | Refrigerant Line Size | | Indoor Expansion Device | |
|---|---|---|---|---|---|---|---|---|---|---|---|---|---|
| | | | | | | | Outdoor Suction | Indoor Suction | Liquid | Suction | Liquid | Piston‡ | TXV |
| E*1P24B | A80US2V090B16 | 13.5 | 11.0 | 28,000 | 20,400 | 1000 | 3/4 | 3/4 | 3/8 | 3/4 | 3/8 | 0.063 | A4TXV01 |
| E*1P29B | A80US2V090B16 | 13.5 | 11.0 | 28,000 | 20,400 | 1000 | 3/4 | 3/4 | 3/8 | 3/4 | 3/8 | 0.063 | A4TXV01 |
| E*1P30B | A80US2V090B16 | 13.5 | 11.0 | 28,000 | 20,400 | 1000 | 3/4 | 3/4 | 3/8 | 3/4 | 3/8 | 0.063 | A4TXV01 |
| E*1P36B | A80US2V090B16 | 13.5 | 11.0 | 28,000 | 20,400 | 1000 | 3/4 | 3/4 | 3/8 | 3/4 | 3/8 | 0.063 | A4TXV01 |
| E*1P30C | A80US2V090C20 | 13.5 | 11.0 | 28,000 | 20,400 | 1000 | 3/4 | 3/4 | 3/8 | 3/4 | 3/8 | 0.063 | A4TXV01 |
| E*1P36C | A80US2V090C20 | 13.5 | 11.0 | 28,000 | 20,400 | 1000 | 3/4 | 3/4 | 3/8 | 3/4 | 3/8 | 0.063 | A4TXV01 |
| E*1P24B | A95DF1E045B12S | 13.5 | 11.0 | 28,000 | 20,400 | 1000 | 3/4 | 3/4 | 3/8 | 3/4 | 3/8 | 0.063 | A4TXV01 |
| E*1P29B | A95DF1E045B12S | 13.5 | 11.0 | 28,000 | 20,400 | 1000 | 3/4 | 3/4 | 3/8 | 3/4 | 3/8 | 0.063 | A4TXV01 |
| E*1P30B | A95DF1E045B12S | 13.5 | 11.0 | 28,000 | 20,400 | 1000 | 3/4 | 3/4 | 3/8 | 3/4 | 3/8 | 0.063 | A4TXV01 |
| E*1P36B | A95DF1E045B12S | 13.5 | 11.0 | 28,000 | 20,400 | 1000 | 3/4 | 3/4 | 3/8 | 3/4 | 3/8 | 0.063 | A4TXV01 |
| E*1P24B | A95DF1E070B16S | 13.5 | 11.0 | 28,000 | 20,400 | 1000 | 3/4 | 3/4 | 3/8 | 3/4 | 3/8 | 0.063 | A4TXV01 |
| E*1P29B | A95DF1E070B16S | 13.5 | 11.0 | 28,000 | 20,400 | 1000 | 3/4 | 3/4 | 3/8 | 3/4 | 3/8 | 0.063 | A4TXV01 |
| E*1P30B | A95DF1E070B16S | 13.5 | 11.0 | 28,000 | 20,400 | 1000 | 3/4 | 3/4 | 3/8 | 3/4 | 3/8 | 0.063 | A4TXV01 |
| E*1P36B | A95DF1E070B16S | 13.5 | 11.0 | 28,000 | 20,400 | 1000 | 3/4 | 3/4 | 3/8 | 3/4 | 3/8 | 0.063 | A4TXV01 |
| E*1P30C | A95DF1E090C16S | 13.5 | 11.0 | 28,000 | 20,400 | 1000 | 3/4 | 3/4 | 3/8 | 3/4 | 3/8 | 0.063 | A4TXV01 |
| E*1P36C | A95DF1E090C16S | 13.5 | 11.0 | 28,000 | 20,400 | 1000 | 3/4 | 3/4 | 3/8 | 3/4 | 3/8 | 0.063 | A4TXV01 |
| E*1P24B | A95DF2V045B12S | 13.5 | 11.0 | 28,000 | 20,400 | 1000 | 3/4 | 3/4 | 3/8 | 3/4 | 3/8 | 0.063 | A4TXV01 |
| E*1P29B | A95DF2V045B12S | 13.5 | 11.0 | 28,000 | 20,400 | 1000 | 3/4 | 3/4 | 3/8 | 3/4 | 3/8 | 0.063 | A4TXV01 |
| E*1P30B | A95DF2V045B12S | 13.5 | 11.0 | 28,000 | 20,400 | 1000 | 3/4 | 3/4 | 3/8 | 3/4 | 3/8 | 0.063 | A4TXV01 |
| E*1P36B | A95DF2V045B12S | 13.5 | 11.0 | 28,000 | 20,400 | 1000 | 3/4 | 3/4 | 3/8 | 3/4 | 3/8 | 0.063 | A4TXV01 |
| E*1P24B | A95DF2V070B16S | 13.5 | 11.0 | 28,000 | 20,400 | 1000 | 3/4 | 3/4 | 3/8 | 3/4 | 3/8 | 0.063 | A4TXV01 |
| E*1P29B | A95DF2V070B16S | 13.5 | 11.0 | 28,000 | 20,400 | 1000 | 3/4 | 3/4 | 3/8 | 3/4 | 3/8 | 0.063 | A4TXV01 |
| E*1P30B | A95DF2V070B16S | 13.5 | 11.0 | 28,000 | 20,400 | 1000 | 3/4 | 3/4 | 3/8 | 3/4 | 3/8 | 0.063 | A4TXV01 |
| E*1P36B | A95DF2V070B16S | 13.5 | 11.0 | 28,000 | 20,400 | 1000 | 3/4 | 3/4 | 3/8 | 3/4 | 3/8 | 0.063 | A4TXV01 |
| E*1P30C | A95DF2V090C20S | 13.5 | 11.0 | 28,000 | 20,400 | 1000 | 3/4 | 3/4 | 3/8 | 3/4 | 3/8 | 0.063 | A4TXV01 |
| E*1P36C | A95DF2V090C20S | 13.5 | 11.0 | 28,000 | 20,400 | 1000 | 3/4 | 3/4 | 3/8 | 3/4 | 3/8 | 0.063 | A4TXV01 |
| E*1P30C | A95DF2V110C20S | 13.5 | 11.0 | 28,000 | 20,400 | 1000 | 3/4 | 3/4 | 3/8 | 3/4 | 3/8 | 0.063 | A4TXV01 |
| E*1P36C | A95DF2V110C20S | 13.5 | 11.0 | 28,000 | 20,400 | 1000 | 3/4 | 3/4 | 3/8 | 3/4 | 3/8 | 0.063 | A4TXV01 |
| E*1P24B | A95UH1E045B12S | 13.5 | 11.0 | 28,000 | 20,400 | 1000 | 3/4 | 3/4 | 3/8 | 3/4 | 3/8 | 0.063 | A4TXV01 |
| E*1P29B | A95UH1E045B12S | 13.5 | 11.0 | 28,000 | 20,400 | 1000 | 3/4 | 3/4 | 3/8 | 3/4 | 3/8 | 0.063 | A4TXV01 |
| E*1P30B | A95UH1E045B12S | 13.5 | 11.0 | 28,000 | 20,400 | 1000 | 3/4 | 3/4 | 3/8 | 3/4 | 3/8 | 0.063 | A4TXV01 |

‡ Required to achieve AHR1 rating. If N/A (Not Applicable) is in the piston column, then TXV is requid.

***Continued on the Following Page***

**4SCU13LE130-5 Continued**

| Indoor Model Evaporator Coil or Air Handler | Variable Speed Furnace | SEER | EER | Rated ARI Capacity BTUH | Rated Sensible Capacity BTUH | CFM | Refrigerant Connection | | | Refrigerant Line Size | | Indoor Expansion Device | |
|---|---|---|---|---|---|---|---|---|---|---|---|---|---|
| | | | | | | | Outdoor Suction | Indoor Suction | Liquid | Suction | Liquid | Piston‡ | TXV |
| E*1P36B | A95UH1E045B12S | 13.5 | 11.0 | 28,000 | 20,400 | 1000 | 3/4 | 3/4 | 3/8 | 3/4 | 3/8 | 0.063 | A4TXV01 |
| E*1P24B | A95UH1E070B12S | 13.5 | 11.0 | 28,000 | 20,400 | 1000 | 3/4 | 3/4 | 3/8 | 3/4 | 3/8 | 0.063 | A4TXV01 |
| E*1P29B | A95UH1E070B12S | 13.5 | 11.0 | 28,000 | 20,400 | 1000 | 3/4 | 3/4 | 3/8 | 3/4 | 3/8 | 0.063 | A4TXV01 |
| E*1P30B | A95UH1E070B12S | 13.5 | 11.0 | 28,000 | 20,400 | 1000 | 3/4 | 3/4 | 3/8 | 3/4 | 3/8 | 0.063 | A4TXV01 |
| E*1P36B | A95UH1E070B12S | 13.5 | 11.0 | 28,000 | 20,400 | 1000 | 3/4 | 3/4 | 3/8 | 3/4 | 3/8 | 0.063 | A4TXV01 |
| E*1P30C | A95UH1E090C16S | 13.5 | 11.0 | 28,000 | 20,400 | 1000 | 3/4 | 3/4 | 3/8 | 3/4 | 3/8 | 0.063 | A4TXV01 |
| E*1P36C | A95UH1E090C16S | 13.5 | 11.0 | 28,000 | 20,400 | 1000 | 3/4 | 3/4 | 3/8 | 3/4 | 3/8 | 0.063 | A4TXV01 |
| E*1P24B | A95UH2V045B12S | 13.5 | 11.0 | 28,000 | 20,400 | 1000 | 3/4 | 3/4 | 3/8 | 3/4 | 3/8 | 0.063 | A4TXV01 |
| E*1P29B | A95UH2V045B12S | 13.5 | 11.0 | 28,000 | 20,400 | 1000 | 3/4 | 3/4 | 3/8 | 3/4 | 3/8 | 0.063 | A4TXV01 |
| E*1P30B | A95UH2V045B12S | 13.5 | 11.0 | 28,000 | 20,400 | 1000 | 3/4 | 3/4 | 3/8 | 3/4 | 3/8 | 0.063 | A4TXV01 |
| E*1P36B | A95UH2V045B12S | 13.5 | 11.0 | 28,000 | 20,400 | 1000 | 3/4 | 3/4 | 3/8 | 3/4 | 3/8 | 0.063 | A4TXV01 |
| E*1P24B | A95UH2V070B12S | 13.5 | 11.0 | 28,000 | 20,400 | 1000 | 3/4 | 3/4 | 3/8 | 3/4 | 3/8 | 0.063 | A4TXV01 |
| E*1P29B | A95UH2V070B12S | 13.5 | 11.0 | 28,000 | 20,400 | 1000 | 3/4 | 3/4 | 3/8 | 3/4 | 3/8 | 0.063 | A4TXV01 |
| E*1P30B | A95UH2V070B12S | 13.5 | 11.0 | 28,000 | 20,400 | 1000 | 3/4 | 3/4 | 3/8 | 3/4 | 3/8 | 0.063 | A4TXV01 |
| E*1P36B | A95UH2V070B12S | 13.5 | 11.0 | 28,000 | 20,400 | 1000 | 3/4 | 3/4 | 3/8 | 3/4 | 3/8 | 0.063 | A4TXV01 |
| E*1P30C | A95UH2V090C12S | 13.5 | 11.0 | 28,000 | 20,400 | 1000 | 3/4 | 3/4 | 3/8 | 3/4 | 3/8 | 0.063 | A4TXV01 |
| E*1P36C | A95UH2V090C12S | 13.5 | 11.0 | 28,000 | 20,400 | 1000 | 3/4 | 3/4 | 3/8 | 3/4 | 3/8 | 0.063 | A4TXV01 |
| E*1P24B | A97DSMV070B12* | 13.5 | 11.0 | 28,000 | 20,400 | 1000 | 3/4 | 3/4 | 3/8 | 3/4 | 3/8 | 0.063 | A4TXV01 |
| E*1P29B | A97DSMV070B12* | 13.5 | 11.0 | 28,000 | 20,400 | 1000 | 3/4 | 3/4 | 3/8 | 3/4 | 3/8 | 0.063 | A4TXV01 |
| E*1P30B | A97DSMV070B12* | 13.5 | 11.0 | 28,000 | 20,400 | 1000 | 3/4 | 3/4 | 3/8 | 3/4 | 3/8 | 0.063 | A4TXV01 |
| E*1P36B | A97DSMV070B12* | 13.5 | 11.0 | 28,000 | 20,400 | 1000 | 3/4 | 3/4 | 3/8 | 3/4 | 3/8 | 0.063 | A4TXV01 |
| E*1P30C | A97DSMV090C16* | 13.5 | 11.0 | 28,000 | 20,400 | 1000 | 3/4 | 3/4 | 3/8 | 3/4 | 3/8 | 0.063 | A4TXV01 |
| E*1P36C | A97DSMV090C16* | 13.5 | 11.0 | 28,000 | 20,400 | 1000 | 3/4 | 3/4 | 3/8 | 3/4 | 3/8 | 0.063 | A4TXV01 |
| E*1P24B | A97USMV070B12* | 13.5 | 11.0 | 28,000 | 20,400 | 1000 | 3/4 | 3/4 | 3/8 | 3/4 | 3/8 | 0.063 | A4TXV01 |
| E*1P29B | A97USMV070B12* | 13.5 | 11.0 | 28,000 | 20,400 | 1000 | 3/4 | 3/4 | 3/8 | 3/4 | 3/8 | 0.063 | A4TXV01 |
| E*1P30B | A97USMV070B12* | 13.5 | 11.0 | 28,000 | 20,400 | 1000 | 3/4 | 3/4 | 3/8 | 3/4 | 3/8 | 0.063 | A4TXV01 |
| E*1P36B | A97USMV070B12* | 13.5 | 11.0 | 28,000 | 20,400 | 1000 | 3/4 | 3/4 | 3/8 | 3/4 | 3/8 | 0.063 | A4TXV01 |
| E*1P30C | A97USMV090C12* | 13.5 | 11.0 | 28,000 | 20,400 | 1000 | 3/4 | 3/4 | 3/8 | 3/4 | 3/8 | 0.063 | A4TXV01 |
| E*1P36C | A97USMV090C12* | 13.5 | 11.0 | 28,000 | 20,400 | 1000 | 3/4 | 3/4 | 3/8 | 3/4 | 3/8 | 0.063 | A4TXV01 |
| E*1P24B | EFV12BC | 13.5 | 11.0 | 28,000 | 20,400 | 1000 | 3/4 | 3/4 | 3/8 | 3/4 | 3/8 | 0.063 | A4TXV01 |
| E*1P29B | EFV12BC | 13.5 | 11.0 | 28,000 | 20,400 | 1000 | 3/4 | 3/4 | 3/8 | 3/4 | 3/8 | 0.063 | A4TXV01 |
| E*1P30B | EFV12BC | 13.5 | 11.0 | 28,000 | 20,400 | 1000 | 3/4 | 3/4 | 3/8 | 3/4 | 3/8 | 0.063 | A4TXV01 |
| E*1P36B | EFV12BC | 13.5 | 11.0 | 28,000 | 20,400 | 1000 | 3/4 | 3/4 | 3/8 | 3/4 | 3/8 | 0.063 | A4TXV01 |

‡ Required to achieve AHR1 rating. If N/A (Not Applicable) is in the piston column, then TXV is required.

***Continued on the Following Page***

**4SCU13LE136-5**

| Indoor Model / Evaporator Coil or Air Handler | Variable Speed Furnace | SEER | EER | Rated ARI Capacity BTUH | Rated Sensible Capacity BTUH | CFM | Refrigerant Connection | | | Refrigerant Line Size | | Indoor Expansion Device | |
|---|---|---|---|---|---|---|---|---|---|---|---|---|---|
| | | | | | | | Outdoor Suction | Indoor Suction | Liquid | Suction | Liquid | Piston‡ | TXV |
| BCE3M36C****P | | 13.0 | 10.5 | 34,000 | 25,000 | 1200 | 3/4 | 7/8 | 3/8 | 3/44 | 3/8 | 0.072 | A4TXV01 |
| BCS2M36S++++P | | 13.5 | 11.0 | 34,000 | 25,000 | 1200 | 3/4 | 7/8 | 3/8 | 3/44 | 3/8 | 0.072 | A4TXV01 |
| BCS2M36V++++P | | 13.5 | 11.0 | 34,000 | 25,000 | 1200 | 3/4 | 7/8 | 3/8 | 3/44 | 3/8 | 0.072 | A4TXV01 |
| BCE3M36E****X | | 14.0 | 11.0 | 34,000 | 25,000 | 1200 | 3/4 | 7/8 | 3/8 | 3/44 | 3/8 | NA | A4TXV01† |
| E*1P36B | A80DF1E090B16 | 13.5 | 11.0 | 34,000 | 25,000 | 1200 | 3/4 | 3/4 | 3/8 | 3/44 | 3/8 | 0.072 | A4TXV01 |
| E*1P43B | A80DF1E090B16 | 13.5 | 11.0 | 34,000 | 25,000 | 1200 | 3/4 | 7/8 | 3/8 | 3/44 | 3/8 | 0.072 | A4TXV01 |
| E*1P36C | A80DF1E110C20 | 13.5 | 11.0 | 34,000 | 25,000 | 1200 | 3/4 | 3/4 | 3/8 | 3/44 | 3/8 | 0.072 | A4TXV01 |
| E*1P43C | A80DF1E110C20 | 13.5 | 11.0 | 34,000 | 25,000 | 1200 | 3/4 | 7/8 | 3/8 | 3/44 | 3/8 | 0.072 | A4TXV01 |
| E*1P50C+TDR | A80DF1E110C20 | 13.5 | 11.0 | 34,000 | 25,000 | 1200 | 3/4 | 7/8 | 3/8 | 3/44 | 3/8 | 0.072 | A4TXV01 |
| E*1P43B | A80DF2V090B16 | 13.5 | 11.0 | 34,000 | 25,000 | 1200 | 3/4 | 7/8 | 3/8 | 3/44 | 3/8 | 0.072 | A4TXV01 |
| E*1P36C | A80DF2V110C20 | 13.5 | 11.0 | 34,000 | 25,000 | 1200 | 3/4 | 3/4 | 3/8 | 3/44 | 3/8 | 0.072 | A4TXV01 |
| E*1P43C | A80DF2V110C20 | 13.5 | 11.0 | 34,000 | 25,000 | 1200 | 3/4 | 7/8 | 3/8 | 3/44 | 3/8 | 0.072 | A4TXV01 |
| E*1P50C+TDR | A80DF2V110C20 | 13.5 | 11.0 | 34,000 | 25,000 | 1200 | 3/4 | 7/8 | 3/8 | 3/44 | 3/8 | 0.072 | A4TXV01 |
| E*1P43B | A80DS2V090B16 | 13.5 | 11.0 | 34,000 | 25,000 | 1200 | 3/4 | 7/8 | 3/8 | 3/44 | 3/8 | 0.072 | A4TXV01 |
| E*1P36C | A80DS2V110C20 | 13.5 | 11.0 | 34,000 | 25,000 | 1200 | 3/4 | 3/4 | 3/8 | 3/44 | 3/8 | 0.072 | A4TXV01 |
| E*1P43C | A80DS2V110C20 | 13.5 | 11.0 | 34,000 | 25,000 | 1200 | 3/4 | 7/8 | 3/8 | 3/44 | 3/8 | 0.072 | A4TXV01 |
| E*1P50C+TDR | A80DS2V110C20 | 13.5 | 11.0 | 34,000 | 25,000 | 1200 | 3/4 | 7/8 | 3/8 | 3/44 | 3/8 | 0.072 | A4TXV01 |
| E*1P36B | A80UH1E090B16* | 13.5 | 11.0 | 34,000 | 25,000 | 1200 | 3/4 | 3/4 | 3/8 | 3/44 | 3/8 | 0.072 | A4TXV01 |
| E*1P43B | A80UH1E090B16* | 13.5 | 11.0 | 34,000 | 25,000 | 1200 | 3/4 | 7/8 | 3/8 | 3/44 | 3/8 | 0.072 | A4TXV01 |
| E*1P36C | A80UH1E090C20* | 13.5 | 11.0 | 34,000 | 25,000 | 1200 | 3/4 | 3/4 | 3/8 | 3/44 | 3/8 | 0.072 | A4TXV01 |
| E*1P43C | A80UH1E090C20* | 13.5 | 11.0 | 34,000 | 25,000 | 1200 | 3/4 | 7/8 | 3/8 | 3/44 | 3/8 | 0.072 | A4TXV01 |
| E*1P50C+TDR | A80UH1E090C20* | 13.5 | 11.0 | 34,000 | 25,000 | 1200 | 3/4 | 7/8 | 3/8 | 3/44 | 3/8 | 0.072 | A4TXV01 |
| E*1P36C | A80UH1E110C20* | 13.5 | 11.0 | 34,000 | 25,000 | 1200 | 3/4 | 3/4 | 3/8 | 3/44 | 3/8 | 0.072 | A4TXV01 |
| E*1P43C | A80UH1E110C20* | 13.5 | 11.0 | 34,000 | 25,000 | 1200 | 3/4 | 7/8 | 3/8 | 3/44 | 3/8 | 0.072 | A4TXV01 |
| E*1P50C+TDR | A80UH1E110C20* | 13.5 | 11.0 | 34,000 | 25,000 | 1200 | 3/4 | 7/8 | 3/8 | 3/44 | 3/8 | 0.072 | A4TXV01 |
| E*1P36C | A80UH2V090C20 | 13.5 | 11.0 | 34,000 | 25,000 | 1200 | 3/4 | 3/4 | 3/8 | 3/44 | 3/8 | 0.072 | A4TXV01 |
| E*1P43C | A80UH2V090C20 | 13.5 | 11.0 | 34,000 | 25,000 | 1200 | 3/4 | 7/8 | 3/8 | 3/44 | 3/8 | 0.072 | A4TXV01 |
| E*1P50C+TDR | A80UH2V090C20 | 13.5 | 11.0 | 34,000 | 25,000 | 1200 | 3/4 | 7/8 | 3/8 | 3/44 | 3/8 | 0.072 | A4TXV01 |
| E*1P36C | A80UH2V110C20 | 13.5 | 11.0 | 34,000 | 25,000 | 1200 | 3/4 | 3/4 | 3/8 | 3/44 | 3/8 | 0.072 | A4TXV01 |
| E*1P43C | A80UH2V110C20 | 13.5 | 11.0 | 34,000 | 25,000 | 1200 | 3/4 | 7/8 | 3/8 | 3/44 | 3/8 | 0.072 | A4TXV01 |
| E*1P50C+TDR | A80UH2V110C20 | 13.5 | 11.0 | 34,000 | 25,000 | 1200 | 3/4 | 7/8 | 3/8 | 3/44 | 3/8 | 0.072 | A4TXV01 |
| E*1P36C | A80US2V090C20 | 13.5 | 11.0 | 34,000 | 25,000 | 1200 | 3/4 | 3/4 | 3/8 | 3/44 | 3/8 | 0.072 | A4TXV01 |
| E*1P43C | A80US2V090C20 | 13.5 | 11.0 | 34,000 | 25,000 | 1200 | 3/4 | 7/8 | 3/8 | 3/44 | 3/8 | 0.072 | A4TXV01 |
| E*1P50C+TDR | A80US2V090C20 | 13.5 | 11.0 | 34,000 | 25,000 | 1200 | 3/4 | 7/8 | 3/8 | 3/44 | 3/8 | 0.072 | A4TXV01 |
| E*1P36C | A80US2V110C20 | 13.5 | 11.0 | 34,000 | 25,000 | 1200 | 3/4 | 3/4 | 3/8 | 3/44 | 3/8 | 0.072 | A4TXV01 |
| E*1P43C | A80US2V110C20 | 13.5 | 11.0 | 34,000 | 25,000 | 1200 | 3/4 | 7/8 | 3/8 | 3/44 | 3/8 | 0.072 | A4TXV01 |
| E*1P50C+TDR | A80US2V110C20 | 13.5 | 11.0 | 34,000 | 25,000 | 1200 | 3/4 | 7/8 | 3/8 | 3/44 | 3/8 | 0.072 | A4TXV01 |
| E*1P36C | A95DF1E090C16S | 13.5 | 11.0 | 34,000 | 25,000 | 1200 | 3/4 | 3/4 | 3/8 | 3/44 | 3/8 | 0.072 | A4TXV01 |
| E*1P43C | A95DF1E090C16S | 13.5 | 11.0 | 34,000 | 25,000 | 1200 | 3/4 | 7/8 | 3/8 | 3/44 | 3/8 | 0.072 | A4TXV01 |
| E*1P50C+TDR | A95DF1E090C16S | 13.5 | 11.0 | 34,000 | 25,000 | 1200 | 3/4 | 7/8 | 3/8 | 3/44 | 3/8 | 0.072 | A4TXV01 |
| E*1P36C | A95DF1E110C20S | 13.5 | 11.0 | 34,000 | 25,000 | 1200 | 3/4 | 3/4 | 3/8 | 3/44 | 3/8 | 0.072 | A4TXV01 |
| E*1P43C | A95DF1E110C20S | 13.5 | 11.0 | 34,000 | 25,000 | 1200 | 3/4 | 7/8 | 3/8 | 3/44 | 3/8 | 0.072 | A4TXV01 |
| E*1P50C+TDR | A95DF1E110C20S | 13.5 | 11.0 | 34,000 | 25,000 | 1200 | 3/4 | 7/8 | 3/8 | 3/44 | 3/8 | 0.072 | A4TXV01 |
| E*1P36C | A95DF2V090C20S | 13.5 | 11.0 | 34,000 | 25,000 | 1200 | 3/4 | 3/4 | 3/8 | 3/44 | 3/8 | 0.072 | A4TXV01 |
| E*1P43C | A95DF2V090C20S | 13.5 | 11.0 | 34,000 | 25,000 | 1200 | 3/4 | 7/8 | 3/8 | 3/44 | 3/8 | 0.072 | A4TXV01 |
| E*1P50C+TDR | A95DF2V090C20S | 13.5 | 11.0 | 34,000 | 25,000 | 1200 | 3/4 | 7/8 | 3/8 | 3/44 | 3/8 | 0.072 | A4TXV01 |
| E*1P36C | A95DF2V110C20S | 13.5 | 11.0 | 34,000 | 25,000 | 1200 | 3/4 | 3/4 | 3/8 | 3/44 | 3/8 | 0.072 | A4TXV01 |

‡ Required to achieve AHR1 rating. If N/A (Not Applicable) is in the piston column, then TXV is required.
† Factory installed.

***Continued on the Following Page***

**4SCU13LE136-5 Continued**

| Indoor Model Evaporator Coil or Air Handler | Variable Speed Furnace | SEER | EER | Rated ARI Capacity BTUH | Rated Sensible Capacity BTUH | CFM | Refrigerant Connection | | | Refrigerant Line Size | | Indoor Expansion Device | |
|---|---|---|---|---|---|---|---|---|---|---|---|---|---|
| | | | | | | | Outdoor Suction | Indoor Suction | Liquid | Suction | Liquid | Piston‡ | TXV |
| E*1P43C | A95DF2V110C20S | 13.5 | 11.0 | 34,000 | 25,000 | 1200 | 3/4 | 7/8 | 3/8 | 3/44 | 3/8 | 0.072 | A4TXV01 |
| E*1P50C+TDR | A95DF2V110C20S | 13.5 | 11.0 | 34,000 | 25,000 | 1200 | 3/4 | 7/8 | 3/8 | 3/44 | 3/8 | 0.072 | A4TXV01 |
| E*1P36C | A95UH1E090C16S | 13.5 | 11.0 | 34,000 | 25,000 | 1200 | 3/4 | 3/4 | 3/8 | 3/44 | 3/8 | 0.072 | A4TXV01 |
| E*1P43C | A95UH1E090C16S | 13.5 | 11.0 | 34,000 | 25,000 | 1200 | 3/4 | 7/8 | 3/8 | 3/44 | 3/8 | 0.072 | A4TXV01 |
| E*1P50C+TDR | A95UH1E090C16S | 13.5 | 11.0 | 34,000 | 25,000 | 1200 | 3/4 | 7/8 | 3/8 | 3/44 | 3/8 | 0.072 | A4TXV01 |
| E*1P36C | A95UH1E110C20S | 13.5 | 11.0 | 34,000 | 25,000 | 1200 | 3/4 | 3/4 | 3/8 | 3/44 | 3/8 | 0.072 | A4TXV01 |
| E*1P43C | A95UH1E110C20S | 13.5 | 11.0 | 34,000 | 25,000 | 1200 | 3/4 | 7/8 | 3/8 | 3/44 | 3/8 | 0.072 | A4TXV01 |
| E*1P50C+TDR | A95UH1E110C20S | 13.5 | 11.0 | 34,000 | 25,000 | 1200 | 3/4 | 7/8 | 3/8 | 3/44 | 3/8 | 0.072 | A4TXV01 |
| E*1P36C | A95UH2V090C12S | 13.5 | 11.0 | 34,000 | 25,000 | 1200 | 3/4 | 3/4 | 3/8 | 3/44 | 3/8 | 0.072 | A4TXV01 |
| E*1P43C | A95UH2V090C12S | 13.5 | 11.0 | 34,000 | 25,000 | 1200 | 3/4 | 7/8 | 3/8 | 3/44 | 3/8 | 0.072 | A4TXV01 |
| E*1P50C+TDR | A95UH2V090C12S | 13.5 | 11.0 | 34,000 | 25,000 | 1200 | 3/4 | 7/8 | 3/8 | 3/44 | 3/8 | 0.072 | A4TXV01 |
| E*1P36C | A95UH2V090C16S | 13.5 | 11.0 | 34,000 | 25,000 | 1200 | 3/4 | 3/4 | 3/8 | 3/44 | 3/8 | 0.072 | A4TXV01 |
| E*1P43C | A95UH2V090C16S | 13.5 | 11.0 | 34,000 | 25,000 | 1200 | 3/4 | 7/8 | 3/8 | 3/44 | 3/8 | 0.072 | A4TXV01 |
| E*1P50C+TDR | A95UH2V090C16S | 13.5 | 11.0 | 34,000 | 25,000 | 1200 | 3/4 | 7/8 | 3/8 | 3/44 | 3/8 | 0.072 | A4TXV01 |
| E*1P36C | A95UH2V090C20S | 13.5 | 11.0 | 34,000 | 25,000 | 1200 | 3/4 | 3/4 | 3/8 | 3/44 | 3/8 | 0.072 | A4TXV01 |
| E*1P43C | A95UH2V090C20S | 13.5 | 11.0 | 34,000 | 25,000 | 1200 | 3/4 | 7/8 | 3/8 | 3/44 | 3/8 | 0.072 | A4TXV01 |
| E*1P50C+TDR | A95UH2V090C20S | 13.5 | 11.0 | 34,000 | 25,000 | 1200 | 3/4 | 7/8 | 3/8 | 3/44 | 3/8 | 0.072 | A4TXV01 |
| E*1P36C | A95UH2V110C16S | 13.5 | 11.0 | 34,000 | 25,000 | 1200 | 3/4 | 3/4 | 3/8 | 3/44 | 3/8 | 0.072 | A4TXV01 |
| E*1P43C | A95UH2V110C16S | 13.5 | 11.0 | 34,000 | 25,000 | 1200 | 3/4 | 7/8 | 3/8 | 3/44 | 3/8 | 0.072 | A4TXV01 |
| E*1P50C+TDR | A95UH2V110C16S | 13.5 | 11.0 | 34,000 | 25,000 | 1200 | 3/4 | 7/8 | 3/8 | 3/44 | 3/8 | 0.072 | A4TXV01 |
| E*1P36C | A95UH2V110C20S | 13.5 | 11.0 | 34,000 | 25,000 | 1200 | 3/4 | 3/4 | 3/8 | 3/44 | 3/8 | 0.072 | A4TXV01 |
| E*1P43C | A95UH2V110C20S | 13.5 | 11.0 | 34,000 | 25,000 | 1200 | 3/4 | 7/8 | 3/8 | 3/44 | 3/8 | 0.072 | A4TXV01 |
| E*1P50C+TDR | A95UH2V110C20S | 13.5 | 11.0 | 34,000 | 25,000 | 1200 | 3/4 | 7/8 | 3/8 | 3/44 | 3/8 | 0.072 | A4TXV01 |
| E*1P36C | A97DSMV090C16* | 13.5 | 11.0 | 34,000 | 25,000 | 1200 | 3/4 | 3/4 | 3/8 | 3/44 | 3/8 | 0.072 | A4TXV01 |
| E*1P43C | A97DSMV090C16* | 13.5 | 11.0 | 34,000 | 25,000 | 1200 | 3/4 | 7/8 | 3/8 | 3/44 | 3/8 | 0.072 | A4TXV01 |
| E*1P50C | A97DSMV090C16* | 13.5 | 11.0 | 34,000 | 25,000 | 1200 | 3/4 | 7/8 | 3/8 | 3/44 | 3/8 | 0.072 | A4TXV01 |
| E*1P36C | A97DSMV090C20* | 13.5 | 11.0 | 34,000 | 25,000 | 1200 | 3/4 | 3/4 | 3/8 | 3/44 | 3/8 | 0.072 | A4TXV01 |
| E*1P43C | A97DSMV090C20* | 13.5 | 11.0 | 34,000 | 25,000 | 1200 | 3/4 | 7/8 | 3/8 | 3/44 | 3/8 | 0.072 | A4TXV01 |
| E*1P50C | A97DSMV090C20* | 13.5 | 11.0 | 34,000 | 25,000 | 1200 | 3/4 | 7/8 | 3/8 | 3/44 | 3/8 | 0.072 | A4TXV01 |
| E*1P36C | A97DSMV110C20* | 13.5 | 11.0 | 34,000 | 25,000 | 1200 | 3/4 | 3/4 | 3/8 | 3/44 | 3/8 | 0.072 | A4TXV01 |
| E*1P43C | A97DSMV110C20* | 13.5 | 11.0 | 34,000 | 25,000 | 1200 | 3/4 | 7/8 | 3/8 | 3/44 | 3/8 | 0.072 | A4TXV01 |
| E*1P50C | A97DSMV110C20* | 13.5 | 11.0 | 34,000 | 25,000 | 1200 | 3/4 | 7/8 | 3/8 | 3/44 | 3/8 | 0.072 | A4TXV01 |
| E*1P36C | A97USMV090C12* | 13.5 | 11.0 | 34,000 | 25,000 | 1200 | 3/4 | 3/4 | 3/8 | 3/44 | 3/8 | 0.072 | A4TXV01 |
| E*1P43C | A97USMV090C12* | 13.5 | 11.0 | 34,000 | 25,000 | 1200 | 3/4 | 7/8 | 3/8 | 3/44 | 3/8 | 0.072 | A4TXV01 |
| E*1P50C | A97USMV090C12* | 13.5 | 11.0 | 34,000 | 25,000 | 1200 | 3/4 | 7/8 | 3/8 | 3/44 | 3/8 | 0.072 | A4TXV01 |
| E*1P36C | A97USMV090C16* | 13.5 | 11.0 | 34,000 | 25,000 | 1200 | 3/4 | 3/4 | 3/8 | 3/44 | 3/8 | 0.072 | A4TXV01 |
| E*1P43C | A97USMV090C16* | 13.5 | 11.0 | 34,000 | 25,000 | 1200 | 3/4 | 7/8 | 3/8 | 3/44 | 3/8 | 0.072 | A4TXV01 |
| E*1P50C | A97USMV090C16* | 13.5 | 11.0 | 34,000 | 25,000 | 1200 | 3/4 | 7/8 | 3/8 | 3/44 | 3/8 | 0.072 | A4TXV01 |
| E*1P36C | A97USMV090C20* | 13.5 | 11.0 | 34,000 | 25,000 | 1200 | 3/4 | 3/4 | 3/8 | 3/44 | 3/8 | 0.072 | A4TXV01 |
| E*1P43C | A97USMV090C20* | 13.5 | 11.0 | 34,000 | 25,000 | 1200 | 3/4 | 7/8 | 3/8 | 3/44 | 3/8 | 0.072 | A4TXV01 |
| E*1P50C | A97USMV090C20* | 13.5 | 11.0 | 34,000 | 25,000 | 1200 | 3/4 | 7/8 | 3/8 | 3/44 | 3/8 | 0.072 | A4TXV01 |
| E*1P36C | A97USMV110C20* | 13.5 | 11.0 | 34,000 | 25,000 | 1200 | 3/4 | 3/4 | 3/8 | 3/44 | 3/8 | 0.072 | A4TXV01 |
| E*1P43C | A97USMV110C20* | 13.5 | 11.0 | 34,000 | 25,000 | 1200 | 3/4 | 7/8 | 3/8 | 3/44 | 3/8 | 0.072 | A4TXV01 |
| E*1P50C | A97USMV110C20* | 13.5 | 11.0 | 34,000 | 25,000 | 1200 | 3/4 | 7/8 | 3/8 | 3/44 | 3/8 | 0.072 | A4TXV01 |
| E*1P36B | EFV12BC | 13.5 | 11.0 | 34,000 | 25,000 | 1200 | 3/4 | 3/4 | 3/8 | 3/44 | 3/8 | 0.072 | A4TXV01 |
| E*1P43B | EFV12BC | 13.5 | 11.0 | 34,000 | 25,000 | 1200 | 3/4 | 7/8 | 3/8 | 3/44 | 3/8 | 0.072 | A4TXV01 |
| E*1P50C+TDR | EFV16CC | 13.5 | 11.0 | 34,000 | 25,000 | 1200 | 3/4 | 7/8 | 3/8 | 3/44 | 3/8 | 0.072 | A4TXV01 |

‡ Required to achieve AHR rating. If N/A (Not Applicable) is in the piston coumn, then TXV is required.

***Continued on the Following Page***

**4SCU13LE142-5**

| Indoor Model Evaporator Coil or Air Handler | Variable Speed Furnace | SEER | EER | Rated ARI Capacity BTUH | Rated Sensible Capacity BTUH | CFM | Refrigerant Connection | | | Refrigerant Line Size | | Indoor Expansion Device | |
|---|---|---|---|---|---|---|---|---|---|---|---|---|---|
| | | | | | | | Outdoor Suction | Indoor Suction | Liquid | Suction | Liquid | Piston‡ | TXV |
| BCE3M42C****P | | 13.0 | 10.5 | 40,000 | 29,200 | 1400 | 3/4 | 7/8 | 3/8 | 3/44 | 3/8 | 0.075 | A4TXV01 |
| BCS2M42S++++P | | 13.5 | 11.0 | 40,000 | 29,200 | 1400 | 3/4 | 7/8 | 3/8 | 3/44 | 3/8 | 0.075 | A4TXV01 |
| BCS2M42V++++P | | 13.5 | 11.0 | 40,000 | 29,200 | 1400 | 3/4 | 7/8 | 3/8 | 3/44 | 3/8 | 0.075 | A4TXV01 |
| BCE3M42E****X | | 14.0 | 11.0 | 40,000 | 29,200 | 1400 | 3/4 | 7/8 | 3/8 | 3/44 | 3/8 | NA | A4TXV01† |
| E*1P43C+TDR | A80DF1E110C20 | 13.5 | 11.0 | 40,000 | 29,200 | 1400 | 3/4 | 7/8 | 3/8 | 3/44 | 3/8 | 0.075 | A4TXV01 |
| E*1P49C | A80DF1E110C20 | 13.5 | 11.0 | 40,000 | 29,200 | 1400 | 3/4 | 7/8 | 3/8 | 3/44 | 3/8 | 0.075 | A4TXV01 |
| E*1P49C+TDR | A80DF1E110C20 | 13.5 | 11.0 | 40,000 | 29,200 | 1400 | 3/4 | 7/8 | 3/8 | 3/44 | 3/8 | 0.075 | A4TXV01 |
| E*1P50C+TDR | A80DF1E110C20 | 13.5 | 11.0 | 40,000 | 29,200 | 1400 | 3/4 | 7/8 | 3/8 | 3/44 | 3/8 | 0.075 | A4TXV01 |
| E*1P43C+TDR | A80DF2V110C20 | 13.5 | 11.0 | 40,000 | 29,200 | 1400 | 3/4 | 7/8 | 3/8 | 3/44 | 3/8 | 0.075 | A4TXV01 |
| E*1P49C+TDR | A80DF2V110C20 | 13.5 | 11.0 | 40,000 | 29,200 | 1400 | 3/4 | 7/8 | 3/8 | 3/44 | 3/8 | 0.075 | A4TXV01 |
| E*1P50C+TDR | A80DF2V110C20 | 13.5 | 11.0 | 40,000 | 29,200 | 1400 | 3/4 | 7/8 | 3/8 | 3/44 | 3/8 | 0.075 | A4TXV01 |
| E*1P43C+TDR | A80DS2V110C20 | 13.5 | 11.0 | 40,000 | 29,200 | 1400 | 3/4 | 7/8 | 3/8 | 3/44 | 3/8 | 0.075 | A4TXV01 |
| E*1P49C+TDR | A80DS2V110C20 | 13.5 | 11.0 | 40,000 | 29,200 | 1400 | 3/4 | 7/8 | 3/8 | 3/44 | 3/8 | 0.075 | A4TXV01 |
| E*1P50C+TDR | A80DS2V110C20 | 13.5 | 11.0 | 40,000 | 29,200 | 1400 | 3/4 | 7/8 | 3/8 | 3/44 | 3/8 | 0.075 | A4TXV01 |
| E*1P43C+TDR | A80UH1E090C20* | 13.5 | 11.0 | 40,000 | 29,200 | 1400 | 3/4 | 7/8 | 3/8 | 3/44 | 3/8 | 0.075 | A4TXV01 |
| E*1P49C+TDR | A80UH1E090C20* | 13.5 | 11.0 | 40,000 | 29,200 | 1400 | 3/4 | 7/8 | 3/8 | 3/44 | 3/8 | 0.075 | A4TXV01 |
| E*1P50C+TDR | A80UH1E090C20* | 13.5 | 11.0 | 40,000 | 29,200 | 1400 | 3/4 | 7/8 | 3/8 | 3/44 | 3/8 | 0.075 | A4TXV01 |
| E*1P43C+TDR | A80UH1E110C20* | 13.5 | 11.0 | 40,000 | 29,200 | 1400 | 3/4 | 7/8 | 3/8 | 3/44 | 3/8 | 0.075 | A4TXV01 |
| E*1P49C+TDR | A80UH1E110C20* | 13.5 | 11.0 | 40,000 | 29,200 | 1400 | 3/4 | 7/8 | 3/8 | 3/44 | 3/8 | 0.075 | A4TXV01 |
| E*1P50C+TDR | A80UH1E110C20* | 13.5 | 11.0 | 40,000 | 29,200 | 1400 | 3/4 | 7/8 | 3/8 | 3/44 | 3/8 | 0.075 | A4TXV01 |
| E*1P43C+TDR | A80UH2V090C20 | 13.5 | 11.0 | 40,000 | 29,200 | 1400 | 3/4 | 7/8 | 3/8 | 3/44 | 3/8 | 0.075 | A4TXV01 |
| E*1P49C+TDR | A80UH2V090C20 | 13.5 | 11.0 | 40,000 | 29,200 | 1400 | 3/4 | 7/8 | 3/8 | 3/44 | 3/8 | 0.075 | A4TXV01 |
| E*1P50C+TDR | A80UH2V090C20 | 13.5 | 11.0 | 40,000 | 29,200 | 1400 | 3/4 | 7/8 | 3/8 | 3/44 | 3/8 | 0.075 | A4TXV01 |
| E*1P43C+TDR | A80UH2V110C20 | 13.5 | 11.0 | 40,000 | 29,200 | 1400 | 3/4 | 7/8 | 3/8 | 3/44 | 3/8 | 0.075 | A4TXV01 |
| E*1P49C+TDR | A80UH2V110C20 | 13.5 | 11.0 | 40,000 | 29,200 | 1400 | 3/4 | 7/8 | 3/8 | 3/44 | 3/8 | 0.075 | A4TXV01 |
| E*1P43C+TDR | A80US2V090C20 | 13.5 | 11.0 | 40,000 | 29,200 | 1400 | 3/4 | 7/8 | 3/8 | 3/44 | 3/8 | 0.075 | A4TXV01 |
| E*1P49C+TDR | A80US2V090C20 | 13.5 | 11.0 | 40,000 | 29,200 | 1400 | 3/4 | 7/8 | 3/8 | 3/44 | 3/8 | 0.075 | A4TXV01 |
| E*1P50C+TDR | A80US2V090C20 | 13.5 | 11.0 | 40,000 | 29,200 | 1400 | 3/4 | 7/8 | 3/8 | 3/44 | 3/8 | 0.075 | A4TXV01 |
| E*1P43C+TDR | A80US2V110C20 | 13.5 | 11.0 | 40,000 | 29,200 | 1400 | 3/4 | 7/8 | 3/8 | 3/44 | 3/8 | 0.075 | A4TXV01 |
| E*1P49C+TDR | A80US2V110C20 | 13.5 | 11.0 | 40,000 | 29,200 | 1400 | 3/4 | 7/8 | 3/8 | 3/44 | 3/8 | 0.075 | A4TXV01 |
| E*1P43C+TDR | A95DF1E110C20S | 13.5 | 11.0 | 40,000 | 29,200 | 1400 | 3/4 | 7/8 | 3/8 | 3/44 | 3/8 | 0.075 | A4TXV01 |
| E*1P49C+TDR | A95DF1E110C20S | 13.5 | 11.0 | 40,000 | 29,200 | 1400 | 3/4 | 7/8 | 3/8 | 3/44 | 3/8 | 0.075 | A4TXV01 |
| E*1P50C+TDR | A95DF1E110C20S | 13.5 | 11.0 | 40,000 | 29,200 | 1400 | 3/4 | 7/8 | 3/8 | 3/44 | 3/8 | 0.075 | A4TXV01 |
| E*1P43C+TDR | A95UH1E110C20S | 13.5 | 11.0 | 40,000 | 29,200 | 1400 | 3/4 | 7/8 | 3/8 | 3/44 | 3/8 | 0.075 | A4TXV01 |
| E*1P49C+TDR | A95UH1E110C20S | 13.5 | 11.0 | 40,000 | 29,200 | 1400 | 3/4 | 7/8 | 3/8 | 3/44 | 3/8 | 0.075 | A4TXV01 |
| E*1P43C+TDR | A95UH2V090C16S | 13.5 | 11.0 | 40,000 | 29,200 | 1400 | 3/4 | 7/8 | 3/8 | 3/44 | 3/8 | 0.075 | A4TXV01 |
| E*1P49C+TDR | A95UH2V090C16S | 13.5 | 11.0 | 40,000 | 29,200 | 1400 | 3/4 | 7/8 | 3/8 | 3/44 | 3/8 | 0.075 | A4TXV01 |
| E*1P50C+TDR | A95UH2V090C16S | 13.5 | 11.0 | 40,000 | 29,200 | 1400 | 3/4 | 7/8 | 3/8 | 3/44 | 3/8 | 0.075 | A4TXV01 |
| E*1P43C+TDR | A95UH2V090C20S | 13.5 | 11.0 | 40,000 | 29,200 | 1400 | 3/4 | 7/8 | 3/8 | 3/44 | 3/8 | 0.075 | A4TXV01 |
| E*1P49C+TDR | A95UH2V090C20S | 13.5 | 11.0 | 40,000 | 29,200 | 1400 | 3/4 | 7/8 | 3/8 | 3/44 | 3/8 | 0.075 | A4TXV01 |
| E*1P50C+TDR | A95UH2V090C20S | 13.5 | 11.0 | 40,000 | 29,200 | 1400 | 3/4 | 7/8 | 3/8 | 3/44 | 3/8 | 0.075 | A4TXV01 |
| E*1P43C+TDR | A95UH2V110C16S | 13.5 | 11.0 | 40,000 | 29,200 | 1400 | 3/4 | 7/8 | 3/8 | 3/44 | 3/8 | 0.075 | A4TXV01 |
| E*1P49C+TDR | A95UH2V110C16S | 13.5 | 11.0 | 40,000 | 29,200 | 1400 | 3/4 | 7/8 | 3/8 | 3/44 | 3/8 | 0.075 | A4TXV01 |
| E*1P50C+TDR | A95UH2V110C16S | 13.5 | 11.0 | 40,000 | 29,200 | 1400 | 3/4 | 7/8 | 3/8 | 3/44 | 3/8 | 0.075 | A4TXV01 |
| E*1P43C+TDR | A95UH2V110C20S | 13.5 | 11.0 | 40,000 | 29,200 | 1400 | 3/4 | 7/8 | 3/8 | 3/44 | 3/8 | 0.075 | A4TXV01 |
| E*1P49C+TDR | A95UH2V110C20S | 13.5 | 11.0 | 40,000 | 29,200 | 1400 | 3/4 | 7/8 | 3/8 | 3/44 | 3/8 | 0.075 | A4TXV01 |
| E*1P50C+TDR | A95UH2V110C20S | 13.5 | 11.0 | 40,000 | 29,200 | 1400 | 3/4 | 7/8 | 3/8 | 3/44 | 3/8 | 0.075 | A4TXV01 |

‡ Required to achieve AHR1 rating. If N/A (Not Applicable) is in the piston column, then TXV is required.
† Factory installed.

***Continued on the Following Page***

### 4SCU13LE142-5 Continued

| Indoor Model Evaporator Coil or Air Handler | Variable Speed Furnace | SEER | EER | Rated ARI Capacity BTUH | Rated Sensible Capacity BTUH | CFM | Refrigerant Connection | | | Refrigerant Line Size | | Indoor Expansion Device | |
|---|---|---|---|---|---|---|---|---|---|---|---|---|---|
| | | | | | | | Outdoor Suction | Indoor Suction | Liquid | Suction | Liquid | Piston‡ | TXV |
| E*1P43C | A97DSMV090C16* | 13.5 | 11.0 | 40,000 | 29,200 | 1400 | 3/4 | 7/8 | 3/8 | 3/4 | 3/8 | 0.075 | A4TXV01 |
| E*1P49C | A97DSMV090C16* | 13.5 | 11.0 | 40,000 | 29,200 | 1400 | 3/4 | 7/8 | 3/8 | 3/4 | 3/8 | 0.075 | A4TXV01 |
| E*1P43C | A97DSMV090C20* | 13.5 | 11.0 | 40,000 | 29,200 | 1420 | 3/4 | 7/8 | 3/8 | 3/4 | 3/8 | 0.075 | A4TXV01 |
| E*1P43C | A97DSMV110C20* | 13.5 | 11.0 | 40,000 | 29,200 | 1420 | 3/4 | 7/8 | 3/8 | 3/4 | 3/8 | 0.075 | A4TXV01 |
| E*1P49C | A97DSMV110C20* | 13.5 | 11.0 | 40,000 | 29,200 | 1420 | 3/4 | 7/8 | 3/8 | 3/4 | 3/8 | 0.075 | A4TXV01 |
| E*1P43C | A97USMV090C16* | 13.5 | 11.0 | 40,000 | 29,200 | 1400 | 3/4 | 7/8 | 3/8 | 3/4 | 3/8 | 0.075 | A4TXV01 |
| E*1P49C | A97USMV090C16* | 13.5 | 11.0 | 40,000 | 29,200 | 1400 | 3/4 | 7/8 | 3/8 | 3/4 | 3/8 | 0.075 | A4TXV01 |
| E*1P50C | A97USMV090C16* | 13.5 | 11.0 | 40,000 | 29,200 | 1400 | 3/4 | 7/8 | 3/8 | 3/4 | 3/8 | 0.075 | A4TXV01 |
| E*1P43C | A97USMV090C20* | 13.5 | 11.0 | 40,000 | 29,200 | 1400 | 3/4 | 7/8 | 3/8 | 3/4 | 3/8 | 0.075 | A4TXV01 |
| E*1P49C | A97USMV090C20* | 13.5 | 11.0 | 40,000 | 29,200 | 1400 | 3/4 | 7/8 | 3/8 | 3/4 | 3/8 | 0.075 | A4TXV01 |
| E*1P50C | A97USMV090C20* | 13.5 | 11.0 | 40,000 | 29,200 | 1400 | 3/4 | 7/8 | 3/8 | 3/4 | 3/8 | 0.075 | A4TXV01 |
| E*1P43C | A97USMV110C20* | 13.5 | 11.0 | 40,000 | 29,200 | 1400 | 3/4 | 7/8 | 3/8 | 3/4 | 3/8 | 0.075 | A4TXV01 |
| E*1P49C | A97USMV110C20* | 13.5 | 11.0 | 40,000 | 29,200 | 1400 | 3/4 | 7/8 | 3/8 | 3/4 | 3/8 | 0.075 | A4TXV01 |
| E*1P50C | A97USMV110C20* | 13.5 | 11.0 | 40,000 | 29,200 | 1400 | 3/4 | 7/8 | 3/8 | 3/4 | 3/8 | 0.075 | A4TXV01 |

### 4SCU13LE148-5

| Indoor Model Evaporator Coil or Air Handler | SEER | EER | Rated ARI Capacity BTUH | Rated Sensible Capacity BTUH | CFM | Refrigerant Connection | | | Refrigerant Line Size | | Indoor Expansion Device | |
|---|---|---|---|---|---|---|---|---|---|---|---|---|
| | | | | | | Outdoor Suction | Indoor Suction | Liquid | Suction | Liquid | Piston‡ | TXV |
| BCE3M48C****P | 13.0 | 11.0 | 47,000 | 34,300 | 1600 | 7/8 | 7/8 | 3/8 | 7/8 | 3/8 | 0.082 | A4TXV02 |
| BCS2M48S++++P | 13.5 | 11.0 | 47,000 | 34,300 | 1600 | 7/8 | 7/8 | 3/8 | 7/8 | 3/8 | 0.082 | A4TXV02 |
| BCS2M48V++++P | 13.5 | 11.0 | 47,000 | 34,300 | 1600 | 7/8 | 7/8 | 3/8 | 7/8 | 3/8 | 0.082 | A4TXV02 |
| BCE3M48E****X | 14.0 | 11.0 | 47,000 | 34,300 | 1600 | 7/8 | 7/8 | 3/8 | 7/8 | 3/8 | NA | A4TXV02† |

### 4SCU13LE160-5

| Indoor Model Evaporator Coil or Air Handler | SEER | EER | Rated ARI Capacity BTUH | Rated Sensible Capacity BTUH | CFM | Refrigerant Connection | | | Refrigerant Line Size | | Indoor Expansion Device | |
|---|---|---|---|---|---|---|---|---|---|---|---|---|
| | | | | | | Outdoor Suction | Indoor Suction | Liquid | Suction | Liquid | Piston‡ | TXV |
| BCE3M60C****P | 13.0 | 11.0 | 56,000 | 41,000 | 1800 | 7/8 | 7/8 | 3/8 | 7/8[5] | 3/8 | 0.09 | A4TXV02 |
| BCS2M60S++++P | 13.5 | 11.0 | 57,000 | 41,000 | 1800 | 7/8 | 7/8 | 3/8 | 7/8[5] | 3/8 | 0.09 | A4TXV02 |
| BCS2M60V++++P | 13.5 | 11.0 | 57,000 | 41,000 | 1800 | 7/8 | 7/8 | 3/8 | 7/8[5] | 3/8 | 0.09 | A4TXV02 |
| BCE3M60E****X | 13.5 | 11.0 | 56,000 | 41,000 | 1800 | 7/8 | 7/8 | 3/8 | 7/8[5] | 3/8 | NA | A4TXV02† |

‡ Required to achieve AHR1 rating. If N/A (Not Applicable) is in the piston column, then TXV is required.
† Factory installed.

# 4SCU13LB Condensing Units

## 13 SEER, R-410A, 1-Phase



### Compressor
- High efficiency scroll compressor.
- R-410A refrigerant.
- Grommet mounted compressor for quiet operation.
- Internally protected against high temperature motor overload conditions.

### Cabinet
- Full metal louvered jacket coil guard protection.
- Controls located in corner post for easy installation and service.
- Rounded corners for safety and attractive, clean appearance
- Baked polyester paint finish over galvanized steel for maximum durability.
- External guage ports for easy service
- Stamped, one-peice top

### Coils
- Enhanced aluminum fins and copper tubing for high efficiency and capacity
- Raised coil prevents debris from collecting in bottom of coil and causing loss of airflow

### Components
- Filter drier shipped loose for installation flexibility
- Indoor coil orifice shipped with outdoor unit for optimum efficiency and capacity
- Charged for 15 feet of line set
- High pressure switch

### Warranty
- 10 year limited warranty on compressor*
- 10-year limited warranty on all parts*

* On-line registration required within 60 days of installation. Warranty terms will be impacted if registration not completed on time. See warranty certificate for complete details.

### Condensing Units

**Prices Available on Request**

| Dimensions H x W x D (In.) | STD PKG | U/M | BERCOR NUMBER | DESCRIPTION |
|---|---|---|---|---|
| 25-3/4 x 24-3/4 x 26-3/4 | 1 | EA | 84670 | 4SCU13LB118P-3 13 SEER 208/230V 1PH R-410A CONDENSER |
| 25-3/4 x 24-3/4 x 26-3/4 | 1 | EA | 84671 | 4SCU13LB124P-3 13 SEER 208/230V 1PH R-410A CONDENSER |
| 29-3/4 x 24-3/4 x 26-3/4 | 1 | EA | 84672 | 4SCU13LB130P-3 13 SEER 208/230V 1PH R-410A CONDENSER |
| 29-3/4 x 24-3/4 x 26-3/4 | 1 | EA | 84673 | 4SCU13LB136P-3 13 SEER 208/230V 1PH R-410A CONDENSER |
| 29-3/4 x 29-3/8 x 31-1/4 | 1 | EA | 84674 | 4SCU13LB142P-3 13 SEER 208/230V 1PH R-410A CONDENSER |
| 33-3/4 x 29-3/8 x 31-1/4 | 1 | EA | 84675 | 4SCU13LB148P-3 13 SEER 208/230V 1PH R-410A CONDENSER |
| 29-3/4 x 29-3/8 x 31-1/4 | 1 | EA | 84676 | 4SCU13LB160P-3 13 SEER 208/230V 1PH R-410A CONDENSER |

### Accessories

| For Use with the Following | STD PKG | U/M | BERCOR NUMBER | DESCRIPTION |
|---|---|---|---|---|
| 4SCU13LB 18 thru 60 | 1 | EA | 61692 | 34M72 LOW AMBIENT KIT |
| 4SCU13LB 18 thru 60 | 1 | EA | 86229 | 47J27 LB-50709BK OFF CONTROL-TIMED |
| 3/8" Tubing | 1 | EA | 86920 | 93G35 FREEZE THERMOSTAT |
| 4SCU13LB 18, 24, 30, 36, 42 | 1 | EA | 67835 | A4TXV01-1 R-410A EXPANSION VALVE |
| 4SCU13LB 48, 60 | 1 | EA | 67836 | A4TXV02-1 R-410A EXPANSION VALVE |

# 4SCU13LB Condensing Unit Performance Ratings

**4SCU13LB-118-3**

| Indoor Model | | SEER | EER | Rated ARI Capacity (BTUH) | Rated Sensible Capacity BTUH | CFM |
|---|---|---|---|---|---|---|
| Evaporator Coil or Air Handler | Variable Speed Furnace | | | | | |
| BCE3M18C****P | | 13.00 | 11.00 | 17600 | 12800 | 650 |
| BCE3M24E****X | | 14.00 | 11.00 | 17600 | 12800 | 650 |
| BCS2M24S++++P | | 14.00 | 12.00 | 17600 | 12800 | 650 |
| BCS2M24V++++P | | 14.00 | 12.00 | 17600 | 12800 | 650 |
| E*1P23A | A80DF2V070A12 | 14.00 | 12.00 | 17600 | 12800 | 650 |
| E*1P23A | A80UH1E045A12* | 14.00 | 12.00 | 17600 | 12800 | 650 |
| E*1P23A | A80DF1E045A12 | 13.50 | 11.00 | 17600 | 12800 | 650 |
| E*1P23A | A80DS2V070A12 | 14.00 | 12.00 | 17600 | 12800 | 650 |
| E*1P23A | A80US2V070A12 | 14.00 | 12.00 | 17600 | 12800 | 650 |
| E*1P23B | A80US2V090B12 | 14.00 | 12.00 | 17600 | 12800 | 650 |
| E*1P23B | A80US2V090B16 | 14.00 | 12.00 | 17600 | 12800 | 650 |
| E*1P23B | A80DF1E070B12 | 14.00 | 12.00 | 17600 | 12800 | 650 |
| E*1P23B | A80UH1E070B12* | 14.00 | 12.00 | 17600 | 12800 | 650 |
| E*1P23B | A95DF1E045B12S | 13.50 | 11.00 | 17600 | 12800 | 650 |
| E*1P23B | A95DF2V045B12S | 14.00 | 12.00 | 17600 | 12800 | 650 |
| E*1P23B | A95UH1E045B12S | 13.50 | 11.00 | 17600 | 12800 | 650 |
| E*1P23B | A95UH1E070B12S | 14.00 | 12.00 | 17600 | 12800 | 650 |
| E*1P23B | A95UH2V045B12S | 14.00 | 12.00 | 17600 | 12800 | 650 |
| E*1P23B | A95UH2V070B12S | 14.00 | 12.00 | 17600 | 12800 | 650 |
| E*1P23B | EFV08BC | 14.00 | 12.00 | 17600 | 12800 | 650 |
| E*1P23B | A97DSMV070B12* | 14.00 | 12.00 | 17600 | 12800 | 650 |
| E*1P23B | A97USMV070B12* | 14.00 | 12.00 | 17600 | 12800 | 650 |
| E*1P23B | L85B*1V67/87E14 | 14.00 | 12.00 | 17600 | 12800 | 650 |
| E*1P23B | L85UF1V67/87E14 | 14.00 | 12.00 | 17600 | 12800 | 650 |
| E*1P23B | A95DF2E045B12S | 14.00 | 12.00 | 17600 | 12800 | 650 |
| E*1P23B | A95DF2E070B16S | 13.50 | 11.50 | 17600 | 12800 | 650 |
| E*1P23B | A95UH2E045B12S | 14.00 | 12.00 | 17600 | 12800 | 650 |
| E*1P23B | A95UH2E070B12S | 14.00 | 12.00 | 17600 | 12800 | 650 |
| E*1P24A | A80DF1E045A12 | 14.00 | 12.00 | 17600 | 12800 | 650 |
| E*1P24A | A80DF2V070A12 | 14.00 | 12.00 | 17600 | 12800 | 650 |
| E*1P24A | A80UH1E045A12* | 14.00 | 12.00 | 17600 | 12800 | 650 |
| E*1P24A | A80DS2V070A12 | 14.00 | 12.00 | 17600 | 12800 | 650 |
| E*1P24A | A80US2V070A12 | 14.00 | 12.00 | 17600 | 12800 | 650 |
| E*1P24B | A80US2V090B12 | 14.00 | 12.00 | 17600 | 12800 | 650 |
| E*1P24B | A80US2V090B16 | 14.00 | 12.00 | 17600 | 12800 | 650 |
| E*1P24B | A80UH1E070B12* | 14.00 | 12.00 | 17600 | 12800 | 650 |
| E*1P24B | A95DF1E045B12S | 13.50 | 11.00 | 17600 | 12800 | 650 |
| E*1P24B | A95DF2V045B12S | 14.00 | 12.00 | 17600 | 12800 | 650 |

***Continued on the Following Page***

**4SCU13LB118-3 Continued**

| Indoor Model | | SEER | EER | Rated | Rated | CFM |
|---|---|---|---|---|---|---|
| Evaporator Coil or Air Handler | Variable Speed Furnace | | | ARI Capacity (BTUH) | Sensible Capacity BTUH | |
| E*1P24B | A80DF1E070B12 | 14.00 | 12.00 | 17600 | 12800 | 650 |
| E*1P24B | EFV08BC | 14.00 | 12.00 | 17600 | 12800 | 650 |
| E*1P24B | A97DSMV070B12* | 14.00 | 12.00 | 17600 | 12800 | 650 |
| E*1P24B | A97USMV070B12* | 14.00 | 12.00 | 17600 | 12800 | 650 |
| E*1P24B | A95UH1E045B12S | 13.50 | 11.00 | 17600 | 12800 | 650 |
| E*1P24B | A95UH1E070B12S | 14.00 | 12.00 | 17600 | 12800 | 650 |
| E*1P24B | A95UH2V045B12S | 14.00 | 12.00 | 17600 | 12800 | 650 |
| E*1P24B | A95UH2V070B12S | 14.00 | 12.00 | 17600 | 12800 | 650 |
| E*1P24B | A95DF2E045B12S | 14.00 | 12.00 | 17600 | 12800 | 650 |
| E*1P24B | A95DF2E070B16S | 13.50 | 11.00 | 17600 | 12800 | 650 |
| E*1P24B | A95UH2E045B12S | 14.00 | 12.00 | 17600 | 12800 | 650 |
| E*1P24B | A95UH2E070B12S | 13.50 | 11.00 | 17600 | 12800 | 650 |
| E*1P24B | L85B*1V67/87E14 | 13.50 | 11.00 | 17600 | 12800 | 650 |
| E*1P24B | L85UF1V67/87E14 | 13.50 | 11.00 | 17600 | 12800 | 650 |
| E*1P29A | A80DF1E045A12 | 14.00 | 12.00 | 17600 | 12800 | 650 |
| E*1P29A | A80DF2V070A12 | 14.00 | 12.00 | 17600 | 12800 | 650 |
| E*1P29A | A80UH1E045A12* | 14.00 | 12.00 | 17600 | 12800 | 650 |
| E*1P29A | A80DS2V070A12 | 14.00 | 12.00 | 17600 | 12800 | 650 |
| E*1P29A | A80US2V070A12 | 14.00 | 12.00 | 17600 | 12800 | 650 |
| E*1P29B | A80US2V090B12 | 14.00 | 12.00 | 17600 | 12800 | 650 |
| E*1P29B | A80US2V090B16 | 14.00 | 12.00 | 17600 | 12800 | 650 |
| E*1P29B | A80UH1E070B12* | 14.00 | 12.00 | 17600 | 12800 | 650 |
| E*1P29B | A95DF1E045B12S | 13.50 | 11.00 | 17600 | 12800 | 650 |
| E*1P29B | A95DF2V045B12S | 14.00 | 12.00 | 17600 | 12800 | 650 |
| E*1P29B | A95UH1E045B12S | 14.00 | 12.00 | 17600 | 12800 | 650 |
| E*1P29B | A95UH1E070B12S | 14.00 | 12.00 | 17600 | 12800 | 650 |
| E*1P29B | A95UH2V045B12S | 14.00 | 12.00 | 17600 | 12800 | 650 |
| E*1P29B | A95UH2V070B12S | 14.00 | 12.00 | 17600 | 12800 | 650 |
| E*1P29B | A80DF1E070B12 | 14.00 | 12.00 | 17600 | 12800 | 650 |
| E*1P29B | EFV08BC | 14.00 | 12.00 | 17600 | 12800 | 650 |
| E*1P29B | A97DSMV070B12* | 14.00 | 12.00 | 17600 | 12800 | 650 |
| E*1P29B | A97USMV070B12* | 14.00 | 12.00 | 17600 | 12800 | 650 |
| E*1P29B | L85B*1V67/87E14 | 14.00 | 12.00 | 17600 | 12800 | 650 |
| E*1P29B | L85UF1V67/87E14 | 14.00 | 12.00 | 17600 | 12800 | 650 |
| E*1P29B | A95DF2E045B12S | 14.00 | 12.00 | 17600 | 12800 | 650 |
| E*1P29B | A95DF2E070B16S | 14.00 | 12.00 | 17600 | 12800 | 650 |
| E*1P29B | A95UH2E045B12S | 14.00 | 12.00 | 17600 | 12800 | 650 |
| E*1P29B | A95UH2E070B12S | 14.00 | 12.00 | 17600 | 12800 | 650 |

***Continued on the Following Page***

**4SCU13LB124-3**

| Indoor Model | | SEER | EER | Rated ARI Capacity (BTUH) | Rated Sensible Capacity BTUH | CFM |
|---|---|---|---|---|---|---|
| Evaporator Coil or Air Handler | Variable Speed Furnace | | | | | |
| BCE3M24C****P | | 13.00 | 11.00 | 22800 | 16800 | 800 |
| BCE3M30E****X | | 14.00 | 11.00 | 22800 | 16800 | 800 |
| BCS2M24S++++P | | 14.00 | 12.00 | 22800 | 16800 | 800 |
| BCS2M24V++++P | | 14.00 | 12.00 | 22800 | 16800 | 800 |
| E*1P23A | A80DF1E045A12 | 14.00 | 12.00 | 22800 | 16800 | 800 |
| E*1P23A | A80DF2V070A12 | 14.00 | 12.00 | 22800 | 16800 | 800 |
| E*1P23A | A80UH1E045A12* | 13.50 | 11.00 | 22800 | 16800 | 800 |
| E*1P23A | A80DS2V070A12 | 14.00 | 12.00 | 22800 | 16800 | 800 |
| E*1P23A | A80US2V070A12 | 13.50 | 11.00 | 22800 | 16800 | 800 |
| E*1P23B | A80DS2V090B16 | 14.00 | 12.00 | 22800 | 16800 | 800 |
| E*1P23B | A80US2V090B12 | 13.50 | 11.00 | 22800 | 16800 | 800 |
| E*1P23B | A80US2V090B16 | 13.50 | 11.00 | 22800 | 16800 | 800 |
| E*1P23B | A80UH1E070B12* | 13.50 | 11.00 | 22800 | 16800 | 800 |
| E*1P23B | A95DF2V045B12S | 14.00 | 12.00 | 22800 | 16800 | 800 |
| E*1P23B | A95DF2V070B16S | 13.50 | 11.00 | 22800 | 16800 | 800 |
| E*1P23B | A95UH1E070B12S | 14.00 | 12.00 | 22800 | 16800 | 800 |
| E*1P23B | A95UH2V045B12S | 14.00 | 12.00 | 22800 | 16800 | 800 |
| E*1P23B | A95UH2V070B12S | 14.00 | 12.00 | 22800 | 16800 | 800 |
| E*1P23B | A80DF2V090B16 | 14.00 | 12.00 | 22800 | 16800 | 800 |
| E*1P23B | EFV08BC | 14.00 | 12.00 | 22800 | 16800 | 800 |
| E*1P23B | A97DSMV070B12* | 14.00 | 12.00 | 22800 | 16800 | 800 |
| E*1P23B | A97USMV070B12* | 14.00 | 12.00 | 22800 | 16800 | 800 |
| E*1P23B | L85B*1V67/87E14 | 13.50 | 11.00 | 22800 | 16800 | 800 |
| E*1P23B | L85UF1V67/87E14 | 13.50 | 11.00 | 22800 | 16800 | 800 |
| E*1P23B | A95DF2E045B12S | 14.00 | 12.00 | 22800 | 16800 | 800 |
| E*1P23B | A95DF2E070B16S | 14.00 | 12.00 | 22800 | 16800 | 800 |
| E*1P23B | A95UH2E045B12S | 14.00 | 12.00 | 22800 | 16800 | 800 |
| E*1P23B | A95UH2E070B12S | 14.00 | 12.00 | 22800 | 16800 | 800 |
| E*1P24A | A80UH1E045A12* | 13.50 | 11.00 | 22800 | 16800 | 800 |
| E*1P24A | A80DF1E045A12 | 13.50 | 11.00 | 22800 | 16800 | 800 |
| E*1P24A | A80DF2V070A12 | 13.50 | 11.00 | 22800 | 16800 | 800 |
| E*1P24A | A80DS2V070A12 | 13.50 | 11.00 | 22800 | 16800 | 800 |
| E*1P24A | A80US2V070A12 | 13.50 | 11.00 | 22800 | 16800 | 800 |
| E*1P24B | A80US2V090B16 | 13.50 | 11.00 | 22800 | 16800 | 800 |
| E*1P24B | A80DS2V090B16 | 13.50 | 11.00 | 22800 | 16800 | 800 |
| E*1P24B | A80US2V090B12 | 13.50 | 11.00 | 22800 | 16800 | 800 |
| E*1P24B | A80DF2V090B16 | 13.50 | 11.00 | 22800 | 16800 | 800 |
| E*1P24B | EFV08BC | 13.50 | 11.00 | 22800 | 16800 | 800 |
| E*1P24B | A80UH1E070B12* | 13.50 | 11.00 | 22800 | 16800 | 800 |
| E*1P24B | A95DF2V045B12S | 13.50 | 11.00 | 22800 | 16800 | 800 |
| E*1P24B | A95DF2V070B16S | 13.50 | 11.00 | 22800 | 16800 | 800 |
| E*1P24B | A95UH1E070B12S | 13.50 | 11.00 | 22800 | 16800 | 800 |
| E*1P24B | A95UH2V045B12S | 14.00 | 12.00 | 22800 | 16800 | 800 |
| E*1P24B | A95UH2V070B12S | 14.00 | 12.00 | 22800 | 16800 | 800 |
| E*1P24B | A97DSMV070B12* | 13.50 | 11.00 | 22800 | 16800 | 800 |

***Continued on the Following Page***

**4SCU13LB124-3 Continued**

| Indoor Model | | SEER | EER | Rated | Rated | CFM |
|---|---|---|---|---|---|---|
| Evaporator Coil or Air Handler | Variable Speed Furnace | | | ARI Capacity (BTUH) | Sensible Capacity BTUH | |
| E*1P24B | A97USMV070B12* | 14.00 | 12.00 | 22800 | 16800 | 800 |
| E*1P24B | A95DF2E070B16S | 13.50 | 11.00 | 22800 | 16800 | 800 |
| E*1P24B | A95UH2E070B12S | 13.50 | 11.00 | 22800 | 16800 | 800 |
| E*1P24B | L85B*1V67/87E14 | 13.50 | 11.00 | 22800 | 16800 | 800 |
| E*1P24B | L85UF1V67/87E14 | 13.50 | 11.00 | 22800 | 16800 | 800 |
| E*1P29A | A80UH1E045A12* | 13.50 | 11.00 | 22800 | 16800 | 800 |
| E*1P29A | A80UH1E070B12* | 14.00 | 12.00 | 22800 | 16800 | 800 |
| E*1P29A | A80DF1E045A12 | 14.00 | 12.00 | 22800 | 16800 | 800 |
| E*1P29A | A80DF2V070A12 | 14.00 | 12.00 | 22800 | 16800 | 800 |
| E*1P29A | A80DS2V070A12 | 14.00 | 12.00 | 22800 | 16800 | 800 |
| E*1P29A | A80US2V070A12 | 14.00 | 12.00 | 22800 | 16800 | 800 |
| E*1P29B | A80DS2V090B16 | 13.50 | 11.00 | 22800 | 16800 | 800 |
| E*1P29B | A80US2V090B12 | 14.00 | 12.00 | 22800 | 16800 | 800 |
| E*1P29B | A80US2V090B16 | 13.50 | 11.00 | 22800 | 16800 | 800 |
| E*1P29B | A80DF2V090B16 | 14.00 | 12.00 | 22800 | 16800 | 800 |
| E*1P29B | A80DF1E070B12 | 13.50 | 11.00 | 22800 | 16800 | 800 |
| E*1P29B | A95DF2V045B12S | 14.00 | 12.00 | 22800 | 16800 | 800 |
| E*1P29B | A95DF2V070B16S | 14.00 | 12.00 | 22800 | 16800 | 800 |
| E*1P29B | A95UH1E070B12S | 14.00 | 12.00 | 22800 | 16800 | 800 |
| E*1P29B | A95UH2V045B12S | 14.00 | 12.00 | 22800 | 16800 | 800 |
| E*1P29B | A95UH2V070B12S | 14.00 | 12.00 | 22800 | 16800 | 800 |
| E*1P29B | EFV08BC | 14.00 | 12.00 | 22800 | 16800 | 800 |
| E*1P29B | A97DSMV070B12* | 13.50 | 11.00 | 22800 | 16800 | 800 |
| E*1P29B | A97USMV070B12* | 13.50 | 11.00 | 22800 | 16800 | 800 |
| E*1P29B | L85B*1V67/87E14 | 14.00 | 12.00 | 22800 | 16800 | 800 |
| E*1P29B | L85UF1V67/87E14 | 14.00 | 12.00 | 22800 | 16800 | 800 |
| E*1P29B | A95DF2E045B12S | 14.00 | 12.00 | 22800 | 16800 | 800 |
| E*1P29B | A95DF2E070B16S | 14.00 | 12.00 | 22800 | 16800 | 800 |
| E*1P29B | A95UH2E045B12S | 13.50 | 11.00 | 22800 | 16800 | 800 |
| E*1P29B | A95UH2E070B12S | 14.00 | 12.00 | 22800 | 16800 | 800 |
| E*1P30A | A80DF1E045A12 | 13.50 | 11.00 | 22800 | 16800 | 800 |
| E*1P30A | A80DF2V070A12 | 14.00 | 12.00 | 22800 | 16800 | 800 |
| E*1P30A | A80UH1E045A12* | 14.00 | 12.00 | 22800 | 16800 | 800 |
| E*1P30A | A80DS2V070A12 | 14.00 | 12.00 | 22800 | 16800 | 800 |
| E*1P30A | A80US2V070A12 | 14.00 | 12.00 | 22800 | 16800 | 800 |
| E*1P30B | A80DS2V090B16 | 14.00 | 12.00 | 22800 | 16800 | 800 |
| E*1P30B | A80US2V090B12 | 13.50 | 11.00 | 22800 | 16800 | 800 |
| E*1P30B | A80US2V090B16 | 14.00 | 12.00 | 22800 | 16800 | 800 |
| E*1P30B | A80UH1E070B12* | 13.50 | 11.00 | 22800 | 16800 | 800 |
| E*1P30B | A95DF2V045B12S | 14.00 | 12.00 | 22800 | 16800 | 800 |
| E*1P30B | A95DF2V070B16S | 14.00 | 12.00 | 22800 | 16800 | 800 |
| E*1P30B | A95UH1E070B12S | 14.00 | 12.00 | 22800 | 16800 | 800 |
| E*1P30B | A95UH2V045B12S | 14.00 | 12.00 | 22800 | 16800 | 800 |

***Continued on the Following Page***

**4SCU13LB124-3 Continued**

| Indoor Model | | SEER | EER | Rated | Rated | CFM |
|---|---|---|---|---|---|---|
| Evaporator Coil or Air Handler | Variable Speed Furnace | | | ARI Capacity (BTUH) | Sensible Capacity BTUH | |
| E*1P30B | A95UH2V070B12S | 14.00 | 12.00 | 22800 | 16800 | 800 |
| E*1P30B | A80DF2V090B16 | 14.00 | 12.00 | 22800 | 16800 | 800 |
| E*1P30B | A80DF1E070B12 | 13.50 | 11.00 | 22800 | 16800 | 800 |
| E*1P30B | EFV08BC | 14.00 | 12.00 | 22800 | 16800 | 800 |
| E*1P30B | A97DSMV070B12* | 14.00 | 12.00 | 22800 | 16800 | 800 |
| E*1P30B | A97USMV070B12* | 14.00 | 12.00 | 22800 | 16800 | 800 |
| E*1P30B | L85B*1V67/87E14 | 13.50 | 11.00 | 22800 | 16800 | 800 |
| E*1P30B | L85UF1V67/87E14 | 13.50 | 11.00 | 22800 | 16800 | 800 |
| E*1P30B | A95DF2E045B12S | 14.00 | 12.00 | 22800 | 16800 | 800 |
| E*1P30B | A95DF2E070B16S | 14.00 | 12.00 | 22800 | 16800 | 800 |
| E*1P30B | A95UH2E045B12S | 14.00 | 12.00 | 22800 | 16800 | 800 |
| E*1P30B | A95UH2E070B12S | 14.00 | 12.00 | 22800 | 16800 | 800 |
| E*1P30C | A97USMV090C12* | 14.00 | 12.00 | 22800 | 16800 | 800 |
| E*1P30C | A95UH2V090C12S | 14.00 | 12.00 | 22800 | 16800 | 800 |
| E*1P30C | A95DF2V090C20S | 13.50 | 11.00 | 22800 | 16800 | 800 |
| E*1P30C | A95DF2V110C20S | 14.00 | 12.00 | 22800 | 16800 | 800 |
| E*1P36A | A80DF1E045A12 | 13.50 | 11.00 | 22800 | 16800 | 800 |
| E*1P36A | A80UH1E045A12* | 14.00 | 12.00 | 22800 | 16800 | 800 |
| E*1P36A | A80DF2V070A12 | 14.00 | 12.00 | 22800 | 16800 | 800 |
| E*1P36A | A80US2V070A12 | 14.00 | 12.00 | 22800 | 16800 | 800 |
| E*1P36A | A80DS2V070A12 | 14.00 | 12.00 | 22800 | 16800 | 800 |
| E*1P36B | A80DS2V090B16 | 14.00 | 12.00 | 22800 | 16800 | 800 |
| E*1P36B | A80US2V090B12 | 14.00 | 12.00 | 22800 | 16800 | 800 |
| E*1P36B | A80US2V090B16 | 14.00 | 12.00 | 22800 | 16800 | 800 |
| E*1P36B | A97DSMV070B12* | 14.00 | 12.00 | 22800 | 16800 | 800 |
| E*1P36B | A97USMV070B12* | 14.00 | 12.00 | 22800 | 16800 | 800 |
| E*1P36B | A80DF2V090B16 | 14.00 | 12.00 | 22800 | 16800 | 800 |
| E*1P36B | A80UH1E070B12* | 13.50 | 11.00 | 22800 | 16800 | 800 |
| E*1P36B | A95DF2V045B12S | 14.00 | 12.00 | 22800 | 16800 | 800 |
| E*1P36B | A95DF2V070B16S | 13.50 | 11.00 | 22800 | 16800 | 800 |
| E*1P36B | A95UH1E070B12S | 14.00 | 12.00 | 22800 | 16800 | 800 |
| E*1P36B | A95UH2V045B12S | 14.00 | 12.00 | 22800 | 16800 | 800 |
| E*1P36B | A95UH2V070B12S | 14.00 | 12.00 | 22800 | 16800 | 800 |
| E*1P36B | A80DF1E070B12 | 13.50 | 11.00 | 22800 | 16800 | 800 |
| E*1P36B | EFV08BC | 14.00 | 12.00 | 22800 | 16800 | 800 |
| E*1P36B | L85B*1V67/87E14 | 13.50 | 11.00 | 22800 | 16800 | 800 |
| E*1P36B | L85UF1V67/87E14 | 13.50 | 11.00 | 22800 | 16800 | 800 |
| E*1P36B | A95DF2E045B12S | 14.00 | 12.00 | 22800 | 16800 | 800 |
| E*1P36B | A95DF2E070B16S | 14.00 | 12.00 | 22800 | 16800 | 800 |
| E*1P36B | A95UH2E045B12S | 14.00 | 12.00 | 22800 | 16800 | 800 |
| E*1P36B | A95UH2E070B12S | 14.00 | 12.00 | 22800 | 16800 | 800 |
| E*1P36C | A95UH2V090C12S | 14.00 | 12.00 | 22800 | 16800 | 800 |
| E*1P36C | A95DF2V090C20S | 14.00 | 12.00 | 22800 | 16800 | 800 |
| E*1P36C | A95DF2V110C20S | 14.00 | 12.00 | 22800 | 16800 | 800 |
| E*1P36C | A97USMV090C12* | 14.00 | 12.00 | 22800 | 16800 | 800 |

***Continued on the Following Page***

**4SCU13LB130-3**

| Indoor Model | | SEER | EER | Rated ARI Capacity (BTUH) | Rated Sensible Capacity BTUH | CFM |
|---|---|---|---|---|---|---|
| Evaporator Coil or Air Handler | Variable Speed Furnace | | | | | |
| BCE3M30C****P | | 13.00 | 11.00 | 28000 | 20400 | 950 |
| BCE3M30E****X | | 14.00 | 11.00 | 28000 | 20400 | 1000 |
| BCS2M36S++++P | | 13.50 | 11.00 | 28000 | 20400 | 1000 |
| BCS2M36V++++P | | 13.50 | 11.00 | 28000 | 20400 | 1000 |
| E*1P23B | L85B*1V67/87E14 | 13.50 | 11.00 | 28000 | 20400 | 1000 |
| E*1P23B | L85UF1V67/87E14 | 13.50 | 11.00 | 28000 | 20400 | 1000 |
| E*1P23B | A95DF2E045B12S | 13.50 | 11.00 | 28000 | 20400 | 1000 |
| E*1P23B | A95DF2E070B16S | 13.50 | 11.00 | 28000 | 20400 | 1000 |
| E*1P23B | A95UH2E045B12S | 13.50 | 11.00 | 28000 | 20400 | 1000 |
| E*1P23B | A95UH2E070B12S | 13.50 | 11.00 | 28000 | 20400 | 1000 |
| E*1P24A | A80UH1E045A12* | 13.50 | 11.00 | 28000 | 20400 | 1000 |
| E*1P24A | A80DF1E045A12 | 13.50 | 11.00 | 28000 | 20400 | 1000 |
| E*1P24A | A80DF2V070A12 | 13.50 | 11.00 | 28000 | 20400 | 1000 |
| E*1P24A | A80DS2V070A12 | 13.50 | 11.00 | 28000 | 20400 | 1000 |
| E*1P24A | A80US2V070A12 | 13.50 | 11.00 | 28000 | 20400 | 1000 |
| E*1P24B | A80DS2V090B16 | 13.50 | 11.00 | 28000 | 20400 | 1000 |
| E*1P24B | A80US2V090B12 | 13.50 | 11.00 | 28000 | 20400 | 1000 |
| E*1P24B | A80US2V090B16 | 13.50 | 11.00 | 28000 | 20400 | 1000 |
| E*1P24B | A97DSMV070B12* | 13.50 | 11.00 | 28000 | 20400 | 1000 |
| E*1P24B | A97USMV070B12* | 13.50 | 11.00 | 28000 | 20400 | 1000 |
| E*1P24B | A80DF2V090B16 | 13.50 | 11.00 | 28000 | 20400 | 1000 |
| E*1P24B | A80DF1E070B12 | 13.50 | 11.00 | 28000 | 20400 | 1000 |
| E*1P24B | A80DF1E090B16 | 13.50 | 11.00 | 28000 | 20400 | 1000 |
| E*1P24B | A80UH1E070B12* | 13.50 | 11.00 | 28000 | 20400 | 1000 |
| E*1P24B | A80UH1E090B16* | 13.50 | 11.00 | 28000 | 20400 | 1000 |
| E*1P24B | A95DF1E045B12S | 13.50 | 11.00 | 28000 | 20400 | 1000 |
| E*1P24B | A95DF1E070B16S | 13.50 | 11.00 | 28000 | 20400 | 1000 |
| E*1P24B | A95DF2V045B12S | 13.50 | 11.00 | 28000 | 20400 | 1000 |
| E*1P24B | A95DF2V070B16S | 13.50 | 11.00 | 28000 | 20400 | 1000 |
| E*1P24B | A95UH1E045B12S | 13.50 | 11.00 | 28000 | 20400 | 1000 |
| E*1P24B | A95UH1E070B12S | 13.50 | 11.00 | 28000 | 20400 | 1000 |
| E*1P24B | A95UH2V045B12S | 13.50 | 11.00 | 28000 | 20400 | 1000 |
| E*1P24B | A95UH2V070B12S | 13.50 | 11.00 | 28000 | 20400 | 1000 |
| E*1P24B | EFV12BC | 13.50 | 11.00 | 28000 | 20400 | 1000 |
| E*1P24B | A95DF2E045B12S | 13.50 | 11.00 | 28000 | 20400 | 1000 |
| E*1P24B | A95DF2E070B16S | 13.50 | 11.00 | 28000 | 20400 | 1000 |
| E*1P24B | A95UH2E045B12S | 13.50 | 11.00 | 28000 | 20400 | 1000 |
| E*1P24B | A95UH2E070B12S | 13.50 | 11.00 | 28000 | 20400 | 1000 |
| E*1P24B | L85B*1V67/87E14 | 13.50 | 11.00 | 28000 | 20400 | 1000 |
| E*1P24B | L85UF1V67/87E14 | 13.50 | 11.00 | 28000 | 20400 | 1000 |
| E*1P29A | A80DF1E045A12 | 13.50 | 11.00 | 28000 | 20400 | 1000 |
| E*1P29A | A80UH1E090B16* | 13.50 | 11.00 | 28000 | 20400 | 1000 |
| E*1P29A | A80DS2V070A12 | 13.50 | 11.00 | 28000 | 20400 | 1000 |
| E*1P29A | A80US2V070A12 | 13.50 | 11.00 | 28000 | 20400 | 1000 |
| E*1P29A | A80DF2V070A12 | 13.50 | 11.00 | 28000 | 20400 | 1000 |
| E*1P29A | A80UH1E045A12* | 13.50 | 11.00 | 28000 | 20400 | 1000 |
| E*1P29B | A80UH1E070B12* | 13.50 | 11.00 | 28000 | 20400 | 1000 |
| E*1P29B | A80DF2V090B16 | 13.50 | 11.00 | 28000 | 20400 | 1000 |
| E*1P29B | A80DS2V090B16 | 13.50 | 11.00 | 28000 | 20400 | 1000 |
| E*1P29B | A80US2V090B12 | 13.50 | 11.00 | 28000 | 20400 | 1000 |

***Continued on the Following Page***

**4SCU13LB130-3 Continued**

| Indoor Model | | SEER | EER | Rated ARI Capacity (BTUH) | Rated Sensible Capacity BTUH | CFM |
|---|---|---|---|---|---|---|
| Evaporator Coil or Air Handler | Variable Speed Furnace | | | | | |
| E*1P29B | A80US2V090B16 | 13.50 | 11.00 | 28000 | 20400 | 1000 |
| E*1P29B | A97DSMV070B12* | 13.50 | 11.00 | 28000 | 20400 | 1000 |
| E*1P29B | A97USMV070B12* | 13.50 | 11.00 | 28000 | 20400 | 1000 |
| E*1P29B | A95DF1E045B12S | 13.50 | 11.00 | 28000 | 20400 | 1000 |
| E*1P29B | A95DF1E070B16S | 13.50 | 11.00 | 28000 | 20400 | 1000 |
| E*1P29B | A95DF2V045B12S | 13.50 | 11.00 | 28000 | 20400 | 1000 |
| E*1P29B | A95DF2V070B16S | 13.50 | 11.00 | 28000 | 20400 | 1000 |
| E*1P29B | A95UH1E045B12S | 13.50 | 11.00 | 28000 | 20400 | 1000 |
| E*1P29B | A95UH1E070B12S | 13.50 | 11.00 | 28000 | 20400 | 1000 |
| E*1P29B | A95UH2V045B12S | 13.50 | 11.00 | 28000 | 20400 | 1000 |
| E*1P29B | A95UH2V070B12S | 13.50 | 11.00 | 28000 | 20400 | 1000 |
| E*1P29B | A80DF1E070B12 | 13.50 | 11.00 | 28000 | 20400 | 1000 |
| E*1P29B | A80DF1E090B16 | 13.50 | 11.00 | 28000 | 20400 | 1000 |
| E*1P29B | EFV12BC | 13.50 | 11.00 | 28000 | 20400 | 1000 |
| E*1P29B | L85B*1V67/87E14 | 13.50 | 11.00 | 28000 | 20400 | 1000 |
| E*1P29B | L85UF1V67/87E14 | 13.50 | 11.00 | 28000 | 20400 | 1000 |
| E*1P29B | A95DF2E045B12S | 13.50 | 11.00 | 28000 | 20400 | 1000 |
| E*1P29B | A95DF2E070B16S | 13.50 | 11.00 | 28000 | 20400 | 1000 |
| E*1P29B | A95UH2E045B12S | 13.50 | 11.00 | 28000 | 20400 | 1000 |
| E*1P29B | A95UH2E070B12S | 13.50 | 11.00 | 28000 | 20400 | 1000 |
| E*1P30A | A80DS2V070A12 | 13.50 | 11.00 | 28000 | 20400 | 1000 |
| E*1P30A | A80US2V070A12 | 13.50 | 11.00 | 28000 | 20400 | 1000 |
| E*1P30A | A80DF1E045A12 | 13.50 | 11.00 | 28000 | 20400 | 1000 |
| E*1P30A | A80DF2V070A12 | 13.50 | 11.00 | 28000 | 20400 | 1000 |
| E*1P30A | A80UH1E045A12* | 13.50 | 11.00 | 28000 | 20400 | 1000 |
| E*1P30B | A80UH1E070B12* | 13.50 | 11.00 | 28000 | 20400 | 1000 |
| E*1P30B | A80UH1E090B16* | 13.50 | 11.00 | 28000 | 20400 | 1000 |
| E*1P30B | A95DF1E045B12S | 13.50 | 11.00 | 28000 | 20400 | 1000 |
| E*1P30B | A95DF1E070B16S | 13.50 | 11.00 | 28000 | 20400 | 1000 |
| E*1P30B | A95DF2V045B12S | 13.50 | 11.00 | 28000 | 20400 | 1000 |
| E*1P30B | A95DF2V070B16S | 13.50 | 11.00 | 28000 | 20400 | 1000 |
| E*1P30B | A80DF2V090B16 | 13.50 | 11.00 | 28000 | 20400 | 1000 |
| E*1P30B | A80DF1E070B12 | 13.50 | 11.00 | 28000 | 20400 | 1000 |
| E*1P30B | A80DF1E090B16 | 13.50 | 11.00 | 28000 | 20400 | 1000 |
| E*1P30B | A95UH2V045B12S | 13.50 | 11.00 | 28000 | 20400 | 1000 |
| E*1P30B | A95UH2V070B12S | 13.50 | 11.00 | 28000 | 20400 | 1000 |
| E*1P30B | A95UH1E045B12S | 13.50 | 11.00 | 28000 | 20400 | 1000 |
| E*1P30B | A95UH1E070B12S | 13.50 | 11.00 | 28000 | 20400 | 1000 |
| E*1P30B | A80DS2V090B16 | 13.50 | 11.00 | 28000 | 20400 | 1000 |
| E*1P30B | A80US2V090B12 | 13.50 | 11.00 | 28000 | 20400 | 1000 |
| E*1P30B | A80US2V090B16 | 13.50 | 11.00 | 28000 | 20400 | 1000 |
| E*1P30B | A97DSMV070B12* | 13.50 | 11.00 | 28000 | 20400 | 1000 |
| E*1P30B | A97USMV070B12* | 13.50 | 11.00 | 28000 | 20400 | 1000 |
| E*1P30B | EFV12BC | 13.50 | 11.00 | 28000 | 20400 | 1000 |
| E*1P30B | L85B*1V67/87E14 | 13.50 | 11.00 | 28000 | 20400 | 1000 |
| E*1P30B | L85UF1V67/87E14 | 13.50 | 11.00 | 28000 | 20400 | 1000 |
| E*1P30B | A95DF2E045B12S | 13.50 | 11.00 | 28000 | 20400 | 1000 |
| E*1P30B | A95DF2E070B16S | 13.50 | 11.00 | 28000 | 20400 | 1000 |
| E*1P30B | A95UH2E045B12S | 13.50 | 11.00 | 28000 | 20400 | 1000 |
| E*1P30B | A95UH2E070B12S | 13.50 | 11.00 | 28000 | 20400 | 1000 |

***Continued on the Following Page***

**4SCU13LB130-3 Continued**

| Indoor Model | | SEER | EER | Rated ARI Capacity (BTUH) | Rated Sensible Capacity BTUH | CFM |
|---|---|---|---|---|---|---|
| Evaporator Coil or Air Handler | Variable Speed Furnace | | | | | |
| E*1P30C | A97DSMV090C16* | 13.50 | 11.00 | 28000 | 20400 | 1000 |
| E*1P30C | A97USMV090C12* | 13.50 | 11.00 | 28000 | 20400 | 1000 |
| E*1P30C | A80DS2V110C20 | 13.50 | 11.00 | 28000 | 20400 | 1000 |
| E*1P30C | A80US2V090C20 | 13.50 | 11.00 | 28000 | 20400 | 1000 |
| E*1P30C | A95UH1E090C16S | 13.50 | 11.00 | 28000 | 20400 | 1000 |
| E*1P30C | A95UH2V090C12S | 13.50 | 11.00 | 28000 | 20400 | 1000 |
| E*1P30C | A80DF2V110C20 | 13.50 | 11.00 | 28000 | 20400 | 1000 |
| E*1P30C | A95DF2V090C20S | 13.50 | 11.00 | 28000 | 20400 | 1000 |
| E*1P30C | A95DF2V110C20S | 13.50 | 11.00 | 28000 | 20400 | 1000 |
| E*1P30C | A95DF1E090C16S | 13.50 | 11.00 | 28000 | 20400 | 1000 |
| E*1P36A | A80DF1E045A12 | 13.50 | 11.00 | 28000 | 20400 | 1000 |
| E*1P36A | A80UH1E045A12* | 13.50 | 11.00 | 28000 | 20400 | 1000 |
| E*1P36A | A80DF2V070A12 | 13.50 | 11.00 | 28000 | 20400 | 1000 |
| E*1P36A | A80DS2V070A12 | 13.50 | 11.00 | 28000 | 20400 | 1000 |
| E*1P36A | A80US2V070A12 | 13.50 | 11.00 | 28000 | 20400 | 1000 |
| E*1P36B | A80DS2V090B16 | 13.50 | 11.00 | 28000 | 20400 | 1000 |
| E*1P36B | A80US2V090B12 | 13.50 | 11.00 | 28000 | 20400 | 1000 |
| E*1P36B | A80US2V090B16 | 13.50 | 11.00 | 28000 | 20400 | 1000 |
| E*1P36B | A97DSMV070B12* | 13.50 | 11.00 | 28000 | 20400 | 1000 |
| E*1P36B | A97USMV070B12* | 13.50 | 11.00 | 28000 | 20400 | 1000 |
| E*1P36B | A80DF2V090B16 | 13.50 | 11.00 | 28000 | 20400 | 1000 |
| E*1P36B | A95UH1E045B12S | 13.50 | 11.00 | 28000 | 20400 | 1000 |
| E*1P36B | A95UH1E070B12S | 13.50 | 11.00 | 28000 | 20400 | 1000 |
| E*1P36B | A95UH2V045B12S | 13.50 | 11.00 | 28000 | 20400 | 1000 |
| E*1P36B | A95UH2V070B12S | 13.50 | 11.00 | 28000 | 20400 | 1000 |
| E*1P36B | A80UH1E070B12* | 13.50 | 11.00 | 28000 | 20400 | 1000 |
| E*1P36B | A80UH1E090B16* | 13.50 | 11.00 | 28000 | 20400 | 1000 |
| E*1P36B | A95DF1E045B12S | 13.50 | 11.00 | 28000 | 20400 | 1000 |
| E*1P36B | A95DF1E070B16S | 13.50 | 11.00 | 28000 | 20400 | 1000 |
| E*1P36B | A95DF2V045B12S | 13.50 | 11.00 | 28000 | 20400 | 1000 |
| E*1P36B | A95DF2V070B16S | 13.50 | 11.00 | 28000 | 20400 | 1000 |
| E*1P36B | A80DF1E070B12 | 13.50 | 11.00 | 28000 | 20400 | 1000 |
| E*1P36B | A80DF1E090B16 | 13.50 | 11.00 | 28000 | 20400 | 1000 |
| E*1P36B | EFV12BC | 13.50 | 11.00 | 28000 | 20400 | 1000 |
| E*1P36B | A95DF2E045B12S | 13.50 | 11.00 | 28000 | 20400 | 1000 |
| E*1P36B | A95DF2E070B16S | 13.50 | 11.00 | 28000 | 20400 | 1000 |
| E*1P36B | A95UH2E045B12S | 13.50 | 11.00 | 28000 | 20400 | 1000 |
| E*1P36B | A95UH2E070B12S | 13.50 | 11.00 | 28000 | 20400 | 1000 |
| E*1P36B | L85B*1V67/87E14 | 13.50 | 11.00 | 28000 | 20400 | 1000 |
| E*1P36B | L85UF1V67/87E14 | 13.50 | 11.00 | 28000 | 20400 | 1000 |
| E*1P36C | A95DF2V090C20S | 13.50 | 11.00 | 28000 | 20400 | 1000 |
| E*1P36C | A95DF2V110C20S | 13.50 | 11.00 | 28000 | 20400 | 1000 |
| E*1P36C | A95DF1E090C16S | 13.50 | 11.00 | 28000 | 20400 | 1000 |
| E*1P36C | A95UH2V090C12S | 13.50 | 11.00 | 28000 | 20400 | 1000 |
| E*1P36C | A95UH1E090C16S | 13.50 | 11.00 | 28000 | 20400 | 1000 |
| E*1P36C | A80DF2V110C20 | 13.50 | 11.00 | 28000 | 20400 | 1000 |
| E*1P36C | A97DSMV090C16* | 13.50 | 11.00 | 28000 | 20400 | 1000 |
| E*1P36C | A97USMV090C12* | 13.50 | 11.00 | 28000 | 20400 | 1000 |
| E*1P36C | A80DS2V110C20 | 13.50 | 11.00 | 28000 | 20400 | 1000 |
| E*1P36C | A80US2V090C20 | 13.50 | 11.00 | 28000 | 20400 | 1000 |

***Continued on the Following Page***

**4SCU13LB136-3**

| Indoor Model | | SEER | EER | Rated ARI Capacity (BTUH) | Rated Sensible Capacity BTUH | CFM |
|---|---|---|---|---|---|---|
| Evaporator Coil or Air Handler | Variable Speed Furnace | | | | | |
| BCE3M36C****P | | 13.00 | 10.50 | 34000 | 25000 | 1200 |
| BCE3M36E****X | | 14.00 | 11.00 | 34000 | 25000 | 1200 |
| BCS2M36S++++P | | 13.50 | 11.00 | 34000 | 25000 | 1200 |
| BCS2M36V++++P | | 13.50 | 11.00 | 34000 | 25000 | 1200 |
| E*1P36B | EFV12BC | 13.50 | 11.00 | 34000 | 24800 | 1200 |
| E*1P36B | A80DF1E090B16 | 13.50 | 11.00 | 34000 | 25000 | 1200 |
| E*1P36B | A80UH1E090B16* | 13.50 | 11.00 | 34000 | 25000 | 1200 |
| E*1P36B | A95DF2E070B16S | 13.50 | 11.00 | 34000 | 25000 | 1200 |
| E*1P36C | A95DF2E090C16S | 13.50 | 11.00 | 34000 | 25000 | 1200 |
| E*1P36C | A95DF2E110C20S | 13.50 | 11.00 | 34000 | 25000 | 1200 |
| E*1P36C | A95UH2E090C16S | 13.50 | 11.00 | 34000 | 25000 | 1200 |
| E*1P36C | A95UH2E110C20S | 13.50 | 11.00 | 34000 | 25000 | 1200 |
| E*1P36C | A80UH1E090C20* | 13.50 | 11.00 | 34000 | 25000 | 1200 |
| E*1P36C | A80UH1E110C20* | 13.50 | 11.00 | 34000 | 25000 | 1200 |
| E*1P36C | A95DF1E090C16S | 13.50 | 11.00 | 34000 | 25000 | 1200 |
| E*1P36C | A95DF1E110C20S | 13.50 | 11.00 | 34000 | 25000 | 1200 |
| E*1P36C | A95DF2V090C20S | 13.50 | 11.00 | 34000 | 25000 | 1200 |
| E*1P36C | A95DF2V110C20S | 13.50 | 11.00 | 34000 | 25000 | 1200 |
| E*1P36C | A95UH1E090C16S | 13.50 | 11.00 | 34000 | 24800 | 1200 |
| E*1P36C | A95UH1E110C20S | 13.50 | 11.00 | 34000 | 24800 | 1200 |
| E*1P36C | A95UH2V090C12S | 13.50 | 11.00 | 34000 | 24800 | 1200 |
| E*1P36C | A95UH2V090C16S | 13.50 | 11.00 | 34000 | 24800 | 1200 |
| E*1P36C | A95UH2V090C20S | 13.50 | 11.00 | 34000 | 24800 | 1200 |
| E*1P36C | A95UH2V110C16S | 13.50 | 11.00 | 34000 | 24800 | 1200 |
| E*1P36C | A95UH2V110C20S | 13.50 | 11.00 | 34000 | 24800 | 1200 |
| E*1P36C | A80DF1E110C20 | 13.50 | 11.00 | 34000 | 24800 | 1200 |
| E*1P36C | A80DF2V110C20 | 13.50 | 11.00 | 34000 | 24800 | 1200 |
| E*1P36C | A80DS2V110C20 | 13.50 | 11.00 | 34000 | 24800 | 1200 |
| E*1P36C | A80US2V090C20 | 13.50 | 11.00 | 34000 | 24800 | 1200 |
| E*1P36C | A80US2V110C20 | 13.50 | 11.00 | 34000 | 24800 | 1200 |
| E*1P36C | A97DSMV090C16* | 13.50 | 11.00 | 34000 | 24800 | 1200 |
| E*1P36C | A97DSMV090C20* | 13.50 | 11.00 | 34000 | 24800 | 1200 |
| E*1P36C | A97DSMV110C20* | 13.50 | 11.00 | 34000 | 24800 | 1200 |
| E*1P36C | A97USMV090C12* | 13.50 | 11.00 | 34000 | 24800 | 1200 |
| E*1P36C | A97USMV090C16* | 13.50 | 11.00 | 34000 | 24800 | 1200 |
| E*1P36C | A97USMV090C20* | 13.50 | 11.00 | 34000 | 24800 | 1200 |
| E*1P36C | A97USMV110C20* | 13.50 | 11.00 | 34000 | 24800 | 1200 |
| E*1P43B | A80DS2V090B16 | 13.50 | 11.00 | 34000 | 24800 | 1200 |
| E*1P43B | EFV12BC | 13.50 | 11.00 | 34000 | 24800 | 1200 |
| E*1P43B | A80DF1E090B16 | 13.50 | 11.00 | 34000 | 24800 | 1200 |
| E*1P43B | A80UH1E090B16* | 13.50 | 11.00 | 34000 | 24800 | 1200 |
| E*1P43B | A80DF2V090B16 | 13.50 | 11.00 | 34000 | 24800 | 1200 |
| E*1P43B | A95DF2E070B16S | 13.50 | 11.00 | 34000 | 24800 | 1200 |
| E*1P43C | A95DF2E090C16S | 13.50 | 11.00 | 34000 | 24800 | 1200 |
| E*1P43C | A95DF2E110C20S | 13.50 | 11.00 | 34000 | 24800 | 1200 |
| E*1P43C | A95UH2E090C16S | 13.50 | 11.00 | 34000 | 24800 | 1200 |
| E*1P43C | L85B*1V104/118F20 | 13.50 | 11.00 | 34000 | 24800 | 1200 |
| E*1P43C | L85B*1V67/87E14 | 13.50 | 11.00 | 34000 | 24800 | 1200 |
| E*1P43C | L85UF1V67/87E14 | 13.50 | 11.00 | 34000 | 24800 | 1200 |
| E*1P43C | A95UH2E110C20S | 13.50 | 11.00 | 34000 | 24800 | 1200 |
| E*1P43C | A80DF2V110C20 | 13.50 | 11.00 | 34000 | 24800 | 1200 |
| E*1P43C | A80UH1E090C20* | 13.50 | 11.00 | 34000 | 24800 | 1200 |
| E*1P43C | A80UH1E110C20 | 13.50 | 11.00 | 34000 | 24800 | 1200 |

***Continued on the Following Page***

**4SCU13LB136-3 Continued**

| Indoor Model | | SEER | EER | Rated ARI Capacity (BTUH) | Rated Sensible Capacity BTUH | CFM |
|---|---|---|---|---|---|---|
| Evaporator Coil or Air Handler | Variable Speed Furnace | | | | | |
| E*1P43C | A80UH1E110C20* | 13.50 | 11.00 | 34000 | 24800 | 1200 |
| E*1P43C | A95DF1E090C16S | 13.50 | 11.00 | 34000 | 24800 | 1200 |
| E*1P43C | A95DF1E110C20S | 13.50 | 11.00 | 34000 | 24800 | 1200 |
| E*1P43C | A95DF2V090C20S | 13.50 | 11.00 | 34000 | 24800 | 1200 |
| E*1P43C | A95DF2V110C20S | 13.50 | 11.00 | 34000 | 24800 | 1200 |
| E*1P43C | A95UH1E090C16S | 13.50 | 11.00 | 34000 | 24800 | 1200 |
| E*1P43C | A95UH1E110C20S | 13.50 | 11.00 | 34000 | 24800 | 1200 |
| E*1P43C | A95UH2V090C12S | 13.50 | 11.00 | 34000 | 24800 | 1200 |
| E*1P43C | A95UH2V090C16S | 13.50 | 11.00 | 34000 | 24800 | 1200 |
| E*1P43C | A95UH2V090C20S | 13.50 | 11.00 | 34000 | 24800 | 1200 |
| E*1P43C | A95UH2V110C16S | 13.50 | 11.00 | 34000 | 24800 | 1200 |
| E*1P43C | A95UH2V110C20S | 13.50 | 11.00 | 34000 | 24800 | 1200 |
| E*1P43C | A80DF1E110C20 | 13.50 | 11.00 | 34000 | 24800 | 1200 |
| E*1P43C | A80DS2V110C20 | 13.50 | 11.00 | 34000 | 24800 | 1200 |
| E*1P43C | A80US2V090C20 | 13.50 | 11.00 | 34000 | 24800 | 1200 |
| E*1P43C | A80US2V110C20 | 13.50 | 11.00 | 34000 | 24800 | 1200 |
| E*1P43C | A97DSMV090C16* | 13.50 | 11.00 | 34000 | 24800 | 1200 |
| E*1P43C | A97DSMV090C20* | 13.50 | 11.00 | 34000 | 24800 | 1200 |
| E*1P43C | A97DSMV110C20* | 13.50 | 11.00 | 34000 | 24800 | 1200 |
| E*1P43C | A97USMV090C12* | 13.50 | 11.00 | 34000 | 24800 | 1200 |
| E*1P43C | A97USMV090C16* | 13.50 | 11.00 | 34000 | 24800 | 1200 |
| E*1P43C | A97USMV090C20* | 13.50 | 11.00 | 34000 | 24800 | 1200 |
| E*1P43C | A97USMV110C20* | 13.50 | 11.00 | 34000 | 24800 | 1200 |
| E*1P50C | A97DSMV090C16* | 13.50 | 11.00 | 34000 | 24800 | 1200 |
| E*1P50C | A97DSMV090C20* | 13.50 | 11.00 | 34000 | 24800 | 1200 |
| E*1P50C | A97DSMV110C20* | 13.50 | 11.00 | 34000 | 24800 | 1200 |
| E*1P50C | A97USMV090C12* | 13.50 | 11.00 | 34000 | 24800 | 1200 |
| E*1P50C | A97USMV090C16* | 13.50 | 11.00 | 34000 | 24800 | 1200 |
| E*1P50C | A97USMV090C20* | 13.50 | 11.00 | 34000 | 24800 | 1200 |
| E*1P50C | A97USMV110C20* | 13.50 | 11.00 | 34000 | 24800 | 1200 |
| E*1P50C | A95DF2E090C16S | 13.50 | 11.00 | 34000 | 24800 | 1200 |
| E*1P50C | A95DF2E110C20S | 13.50 | 11.00 | 34000 | 24800 | 1200 |
| E*1P50C | A95UH2E090C16S | 13.50 | 11.00 | 34000 | 24800 | 1200 |
| E*1P50C | A95UH2E110C20S | 13.50 | 11.00 | 34000 | 24800 | 1200 |
| E*1P50C+TDR | A80DS2V110C20 | 13.50 | 11.00 | 34000 | 24800 | 1200 |
| E*1P50C+TDR | A80US2V090C20 | 13.50 | 11.00 | 34000 | 24800 | 1200 |
| E*1P50C+TDR | A80US2V110C20 | 13.50 | 11.00 | 34000 | 24800 | 1200 |
| E*1P50C+TDR | A95UH1E090C16S | 13.50 | 11.00 | 34000 | 24800 | 1200 |
| E*1P50C+TDR | A95UH1E110C20S | 13.50 | 11.00 | 34000 | 24800 | 1200 |
| E*1P50C+TDR | A95UH2V090C12S | 13.50 | 11.00 | 34000 | 24800 | 1200 |
| E*1P50C+TDR | A95UH2V090C16S | 13.50 | 11.00 | 34000 | 24800 | 1200 |
| E*1P50C+TDR | A95UH2V090C20S | 13.50 | 11.00 | 34000 | 24800 | 1200 |
| E*1P50C+TDR | A95UH2V110C16S | 13.50 | 11.00 | 34000 | 24800 | 1200 |
| E*1P50C+TDR | A95UH2V110C20S | 13.50 | 11.00 | 34000 | 24800 | 1200 |
| E*1P50C+TDR | A95DF2V090C20S | 13.50 | 11.00 | 34000 | 24800 | 1200 |
| E*1P50C+TDR | A95DF2V110C20S | 13.50 | 11.00 | 34000 | 24800 | 1200 |
| E*1P50C+TDR | EFV16CC | 13.50 | 11.00 | 34000 | 24800 | 1200 |
| E*1P50C+TDR | A80DF1E110C20 | 13.50 | 11.00 | 34000 | 24800 | 1200 |
| E*1P50C+TDR | A80DF2V110C20 | 13.50 | 11.00 | 34000 | 24800 | 1200 |
| E*1P50C+TDR | A80UH1E090C20* | 13.50 | 11.00 | 34000 | 24800 | 1200 |
| E*1P50C+TDR | A80UH1E110C20* | 13.50 | 11.00 | 34000 | 24800 | 1200 |
| E*1P50C+TDR | A95DF1E090C16S | 13.50 | 11.00 | 34000 | 24800 | 1200 |
| E*1P50C+TDR | A95DF1E110C20S | 13.50 | 11.00 | 34000 | 24800 | 1200 |

***Continued on the Following Page***

**4SCU13LB142-3**

| Indoor Model | | SEER | EER | Rated ARI Capacity (BTUH) | Rated Sensible Capacity BTUH | CFM |
|---|---|---|---|---|---|---|
| Evaporator Coil or Air Handler | Variable Speed Furnace | | | | | |
| BCE3M42C****P | | 13.00 | 10.50 | 40000 | 29200 | 1400 |
| BCE3M42E****X | | 14.00 | 11.00 | 40000 | 29200 | 1400 |
| BCS2M42S++++P | | 13.50 | 11.00 | 40000 | 29200 | 1400 |
| BCS2M42V++++P | | 13.50 | 11.00 | 40000 | 29200 | 1400 |
| E*1P43C | A97DSMV090C16* | 13.50 | 11.00 | 40000 | 29200 | 1400 |
| E*1P43C | A97DSMV090C20* | 13.50 | 11.00 | 40000 | 29200 | 1420 |
| E*1P43C | A97DSMV110C20* | 13.50 | 11.00 | 40000 | 29200 | 1420 |
| E*1P43C | A97USMV090C16* | 13.50 | 11.00 | 40000 | 29200 | 1400 |
| E*1P43C | A97USMV090C20* | 13.50 | 11.00 | 40000 | 29200 | 1400 |
| E*1P43C | A97USMV110C20* | 13.50 | 11.00 | 40000 | 29200 | 1400 |
| E*1P43C | L85B*1V104/118F20 | 13.50 | 11.00 | 40000 | 29200 | 1400 |
| E*1P43C | L85UF1V67/87E14 | 13.50 | 11.00 | 40000 | 29200 | 1400 |
| E*1P43C | A95DF2E090C16S | 13.50 | 11.00 | 40000 | 29200 | 1400 |
| E*1P43C | A95DF2E110C20S | 13.50 | 11.00 | 40000 | 29200 | 1400 |
| E*1P43C | A95UH2E090C16S | 13.50 | 11.00 | 40000 | 29200 | 1400 |
| E*1P43C | A95UH2E110C20S | 13.50 | 11.00 | 40000 | 29200 | 1400 |
| E*1P43C+TDR | A80DS2V110C20 | 13.50 | 11.00 | 40000 | 29200 | 1400 |
| E*1P43C+TDR | A80US2V090C20 | 13.50 | 11.00 | 40000 | 29200 | 1400 |
| E*1P43C+TDR | A80US2V110C20 | 13.50 | 11.00 | 40000 | 29200 | 1400 |
| E*1P43C+TDR | A80DF1E110C20 | 13.50 | 11.00 | 40000 | 29200 | 1400 |
| E*1P43C+TDR | A80DF2V110C20 | 13.50 | 11.00 | 40000 | 29200 | 1400 |
| E*1P43C+TDR | A80UH1E090C20* | 13.50 | 11.00 | 40000 | 29200 | 1400 |
| E*1P43C+TDR | A80UH1E110C20* | 13.50 | 11.00 | 40000 | 29200 | 1400 |
| E*1P43C+TDR | A95DF1E110C20S | 13.50 | 11.00 | 40000 | 29200 | 1400 |
| E*1P43C+TDR | A95UH1E110C20S | 13.50 | 11.00 | 40000 | 29200 | 1400 |
| E*1P43C+TDR | A95UH2V090C16S | 13.50 | 11.00 | 40000 | 29200 | 1400 |
| E*1P43C+TDR | A95UH2V090C20S | 13.50 | 11.00 | 40000 | 29200 | 1400 |
| E*1P43C+TDR | A95UH2V110C16S | 13.50 | 11.00 | 40000 | 29200 | 1400 |
| E*1P43C+TDR | A95UH2V110C20S | 13.50 | 11.00 | 40000 | 29200 | 1400 |
| E*1P49C | A80DF1E110C20 | 13.50 | 11.00 | 40000 | 29200 | 1400 |
| E*1P49C | A97DSMV090C16* | 13.50 | 11.00 | 40000 | 29200 | 1400 |
| E*1P49C | A97DSMV110C20* | 13.50 | 11.00 | 40000 | 29200 | 1420 |
| E*1P49C | A97USMV090C16* | 13.50 | 11.00 | 40000 | 29200 | 1400 |
| E*1P49C | A97USMV090C20* | 13.50 | 11.00 | 40000 | 29200 | 1400 |
| E*1P49C | A97USMV110C20* | 13.50 | 11.00 | 40000 | 29200 | 1400 |
| E*1P49C | A95DF2E090C16S | 13.50 | 11.00 | 40000 | 29200 | 1400 |
| E*1P49C | A95DF2E110C20S | 13.50 | 11.00 | 40000 | 29200 | 1400 |
| E*1P49C | A95UH2E090C16S | 13.50 | 11.00 | 40000 | 29200 | 1400 |
| E*1P49C | A95UH2E110C20S | 13.50 | 11.00 | 40000 | 29200 | 1400 |
| E*1P49C | L85B*1V104/118F20 | 13.50 | 11.00 | 40000 | 29200 | 1400 |
| E*1P49C | L85UF1V67/87E14 | 13.50 | 11.00 | 40000 | 29200 | 1400 |
| E*1P49C+TDR | A80DS2V110C20 | 13.50 | 11.00 | 40000 | 29200 | 1400 |
| E*1P49C+TDR | A80US2V090C20 | 13.50 | 11.00 | 40000 | 29200 | 1400 |
| E*1P49C+TDR | A80US2V110C20 | 13.50 | 11.00 | 40000 | 29200 | 1400 |
| E*1P49C+TDR | A80DF1E110C20 | 13.50 | 11.00 | 40000 | 29200 | 1400 |
| E*1P49C+TDR | A80DF2V110C20 | 13.50 | 11.00 | 40000 | 29200 | 1400 |
| E*1P49C+TDR | A80UH1E090C20* | 13.50 | 11.00 | 40000 | 29200 | 1400 |
| E*1P49C+TDR | A80UH1E110C20* | 13.50 | 11.00 | 40000 | 29200 | 1400 |
| E*1P49C+TDR | A95DF1E110C20S | 13.50 | 11.00 | 40000 | 29200 | 1400 |
| E*1P49C+TDR | A95UH1E110C20S | 13.50 | 11.00 | 40000 | 29200 | 1400 |
| E*1P49C+TDR | A95UH2V090C16S | 13.50 | 11.00 | 40000 | 29200 | 1400 |
| E*1P49C+TDR | A95UH2V090C20S | 13.50 | 11.00 | 40000 | 29200 | 1400 |
| E*1P49C+TDR | A95UH2V110C16S | 13.50 | 11.00 | 40000 | 29200 | 1400 |
| E*1P49C+TDR | A95UH2V110C20S | 13.50 | 11.00 | 40000 | 29200 | 1400 |

***Continued on the Following Page***

**4SCU13LB142-3 Continued**

| Indoor Model | | SEER | EER | Rated ARI Capacity (BTUH) | Rated Sensible Capacity BTUH | CFM |
|---|---|---|---|---|---|---|
| Evaporator Coil or Air Handler | Variable Speed Furnace | | | | | |
| E*1P50C | A97USMV090C16* | 13.50 | 11.00 | 40000 | 29200 | 1400 |
| E*1P50C | A97USMV090C20* | 13.50 | 11.00 | 40000 | 29200 | 1400 |
| E*1P50C | A97USMV110C20* | 13.50 | 11.00 | 40000 | 29200 | 1400 |
| E*1P50C | L85B*1V104/118F20 | 13.50 | 11.00 | 40000 | 29200 | 1400 |
| E*1P50C | L85UF1V67/87E14 | 13.50 | 11.00 | 40000 | 29200 | 1400 |
| E*1P50C | A95DF2E090C16S | 13.50 | 11.00 | 40000 | 29200 | 1400 |
| E*1P50C | A95DF2E110C20S | 13.50 | 11.00 | 40000 | 29200 | 1400 |
| E*1P50C | A95UH2E090C16S | 13.50 | 11.00 | 40000 | 29200 | 1400 |
| E*1P50C+TDR | A80DS2V110C20 | 13.50 | 11.00 | 40000 | 29200 | 1400 |
| E*1P50C+TDR | A80US2V090C20 | 13.50 | 11.00 | 40000 | 29200 | 1400 |
| E*1P50C+TDR | A80DF1E110C20 | 13.50 | 11.00 | 40000 | 29200 | 1400 |
| E*1P50C+TDR | A80DF2V110C20 | 13.50 | 11.00 | 40000 | 29200 | 1400 |
| E*1P50C+TDR | A80UH1E090C20* | 13.50 | 11.00 | 40000 | 29200 | 1400 |
| E*1P50C+TDR | A80UH1E110C20* | 13.50 | 11.00 | 40000 | 29200 | 1400 |
| E*1P50C+TDR | A95DF1E110C20S | 13.50 | 11.00 | 40000 | 29200 | 1400 |
| E*1P50C+TDR | A95UH2V090C16S | 13.50 | 11.00 | 40000 | 29200 | 1400 |
| E*1P50C+TDR | A95UH2V090C20S | 13.50 | 11.00 | 40000 | 29200 | 1400 |
| E*1P50C+TDR | A95UH2V110C16S | 13.50 | 11.00 | 40000 | 29200 | 1400 |
| E*1P50C+TDR | A95UH2V110C20S | 13.50 | 11.00 | 40000 | 29200 | 1400 |

**4SCU13LB148-3**

| Indoor Model | SEER | EER | Rated ARI Capacity (BTUH) | Rated Sensible Capacity BTUH | CFM |
|---|---|---|---|---|---|
| Evaporator Coil or Air Handler | | | | | |
| BCE3M48C****P | 13.00 | 11.00 | 47000 | 34300 | 1600 |
| BCE3M48E****X | 14.00 | 11.00 | 47000 | 34300 | 1600 |
| BCS2M48S++++P | 13.50 | 11.00 | 47000 | 34300 | 1600 |
| BCS2M48V++++P | 13.50 | 11.00 | 47000 | 34300 | 1600 |

**4SCU13LB160-3**

| Indoor Model | SEER | EER | Rated ARI Capacity (BTUH) | Rated Sensible Capacity BTUH | CFM |
|---|---|---|---|---|---|
| Evaporator Coil or Air Handler | | | | | |
| BCE3M60C****P | 13.00 | 11.00 | 56000 | 41000 | 1800 |
| BCE3M60E****X | 13.50 | 11.00 | 56000 | 41000 | 1800 |
| BCS2M60S++++P | 13.50 | 11.00 | 57000 | 41000 | 1800 |
| BCS2M60V++++P | 13.50 | 11.00 | 57000 | 41000 | 1800 |

# R-22 Expansion Valves

| STD PKG | U/M | BERCOR NUMBER | DESCRIPTION | PC-1 EACH |
|---|---|---|---|---|
| 1 | EA | 61148 | A2TXV01 R22 EXPANSION VALVE | |
| 1 | EA | 61151 | A2TXV02 R22 EXPANSION VALVE | |
| 1 | EA | 61155 | H2TXV01 R22 EXPANSION VALVE | |
| 1 | EA | 61156 | H2TXV02 R22 EXPANSION VALVE | |
| 1 | EA | 61157 | H2TXV03 R22 EXPANSION VALVE | |

# Model Number Guide, Coils

| E | U | 1P | 18 | A | N | 1 |
|---|---|---|---|---|---|---|
| E = Evaporator Coil | U = Uncased<br>C = Cased<br>M = Multipositional<br>H = Horizontal | Expansion Device<br>1P = Piston | Nominal Capacity<br>18 = 1.5 ton<br>24 = 2.0 ton<br>30 = 2.5 ton<br>36 = 3.0 ton<br>48 = 4.0 ton<br>49 = 4.0 ton<br>50 = 4.0 ton<br>60 = 5.0 ton<br>62 = 5.0 ton | Gas Furnace Cabinet Width<br>A = 14.5<br>B = 17.5<br>C = 21<br>D = 24.5 | Color<br>N = Not Applicable<br>G = Gray<br>M = Embossed<br>Unpainted | Series |

# EC1P Cased Coils

## Upflow and Counterflow

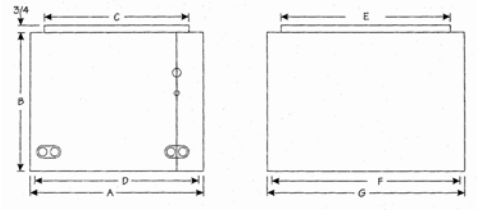


- Microban® antimicrobial additive in the drain pan to resist mold and mildew growth
- Insulated steel coil case with high quality painted finish
- Interlocking door assemblies and snug line seal grommets to minimize air leakage
- External cabinet mounted distributor body designed for easy changing of Two dual drain connections on front of coil for installation flexibility of drain lines around furnace vent and utility connections.
- 10 year limited parts warranty available when coil is installed with a orifice sizes and fast TXV connections
- complete system with registration
- Extended warranty available

| Model Number | A (In.) | B (In.) | C (In.) | D (In.) | E (In.) | F (In.) | G (In.) | Orifice | Refrigerant Connections | | Weight (Lbs.) |
|---|---|---|---|---|---|---|---|---|---|---|---|
| | | | | | | | | | Liquid (In.) | Vapor(In.) | |
| EC1P23AG-1 | 14-1/2 | 18-1/2 | 13 | 13-1/2 | 18 | 20-1/2 | 21 | .057 | 3/8 | 3/4 | 39 |
| EC1P23BG-1 | 17-1/2 | 18-1/2 | 16 | 16-1/2 | 18 | 20-1/2 | 21 | .057 | 3/8 | 3/4 | 41 |
| EC1P24AG-1 | 14-1/2 | 20-1/2 | 13 | 13-1/2 | 18 | 20-1/2 | 21 | .057 | 3/8 | 3/4 | 37 |
| EC1P24BG-1 | 17-1/2 | 20-1/2 | 16 | 16-1/2 | 18 | 20-1/2 | 21 | .057 | 3/8 | 3/4 | 40 |
| EC1P29AG-1 | 14-1/2 | 25-1/2 | 13 | 13-1/2 | 18 | 20-1/2 | 21 | .065 | 3/8 | 3/4 | 47 |
| EC1P29BG-1 | 17-1/2 | 25-1/2 | 16 | 16-1/2 | 18 | 20-1/2 | 21 | .065 | 3/8 | 3/4 | 49 |
| EC1P30AG-1 | 14-1/2 | 24-1/2 | 13 | 13-1/2 | 18 | 20-1/2 | 21 | .065 | 3/8 | 3/4 | 45 |
| EC1P30BG-1 | 17-1/2 | 24-1/2 | 16 | 16-1/2 | 18 | 20-1/2 | 21 | .065 | 3/8 | 3/4 | 46 |
| EC1P30CG-1 | 21 | 24-1/2 | 19-1/2 | 20 | 18 | 20-1/2 | 21 | .065 | 3/8 | 3/4 | 50 |
| EC1P36AG-1 | 14-1/2 | 24-1/2 | 13 | 13-1/2 | 18 | 20-1/2 | 21 | .073 | 3/8 | 3/4 | 49 |
| EC1P36BG-1 | 17-1/2 | 24-1/2 | 16 | 16-1/2 | 18 | 20-1/2 | 21 | .073 | 3/8 | 3/4 | 51 |
| EC1P36CG-1 | 21 | 24-1/2 | 19-1/2 | 20 | 18 | 20-1/2 | 21 | .073 | 3/8 | 3/4 | 55 |
| EC1P43BG-1 | 17-1/2 | 29-1/2 | 16 | 16-1/2 | 18 | 20-1/2 | 21 | .076 | 3/8 | 7/8 | 60 |
| EC1P43CG-1 | 21 | 29-1/2 | 19-1/2 | 20 | 18 | 20-1/2 | 21 | .076 | 3/8 | 7/8 | 63 |
| EC1P48BG-1 | 17-1/2 | 24-1/2 | 16 | 16-1/2 | 18 | 20-1/2 | 21 | .082 | 3/8 | 7/8 | 52 |
| EC1P48CG-1 | 21 | 24-1/2 | 19-1/2 | 20 | 18 | 20-1/2 | 22 | .082 | 3/8 | 7/8 | 55 |
| EC1P49CG-1 | 21 | 29-1/2 | 19-1/2 | 20 | 19 | 21-1/2 | 22 | .093 | 3/8 | 7/8 | 72 |
| EC1P50CG-1 | 21 | 27-1/2 | 19-1/2 | 20-1/2 | 18 | 20-1/2 | 21 | .082 | 3/8 | 7/8 | 66 |
| EC1P60DG-1 | 24-1/2 | 25-1/2 | 23 | 23-1/2 | 18 | 20-1/2 | 21 | .093 | 3/8 | 7/8 | 66 |
| EC1P62CG-1 | 21 | 31-1/2 | 19-1/2 | 20 | 19 | 21-1/2 | 22 | .093 | 3/8 | 7/8 | 76 |
| EC1P62DG-1 | 24-1/2 | 29-1/2 | 23 | 23-1/2 | 18 | 20-1/2 | 21 | .093 | 3/8 | 7/8 | 77 |

**Prices Available on Request**

| STD PKG | U/M | BERCOR NUMBER | DESCRIPTION |
|---|---|---|---|
| 1 | EA | 60777 | EC1P23AG-1 14.5W X 21D X 18.5H CASED COIL |
| 1 | EA | 60807 | EC1P23BG-1 17.5W X 21D X 18.5H CASED COIL |
| 1 | EA | 60742 | EC1P24AG-1 14.5W X 21D X 20.5H CASED COIL |
| 1 | EA | 60773 | EC1P24BG-1 17.5W X 21D X 20.5H CASED COIL |
| 1 | EA | 60784 | EC1P29AG-1 14.5W X 21D X 25.5H CASED COIL |
| 1 | EA | 84256 | EC1P29BG-1 17.5W X 21D X 25.5H CASED COIL |
| 1 | EA | 60744 | EC1P30AG-1 14.5W X 21D X 24.5H CASED COIL |
| 1 | EA | 60745 | EC1P30BG-1 17.5W X 21D X 24.5H CASED COIL |
| 1 | EA | 60803 | EC1P30CG-1 21W X 21D X 24.5H CASED COIL |
| 1 | EA | 60746 | EC1P36AG-1 14.5W X 21D X 24.5H CASED COIL |
| 1 | EA | 60747 | EC1P36BG-1 17.5W X 21D X 24.5H CASED COIL |
| 1 | EA | 60758 | EC1P36CG-1 21W X 21D X 24.5H CASED COIL |
| 1 | EA | 60808 | EC1P43BG-1 17.5W X 21D X 29.5H CASED COIL |
| 1 | EA | 60809 | EC1P43CG-1 21W X 21D X 29.5H CASED COIL |
| 1 | EA | 60762 | EC1P48BG-1 17.5W X 21D X 24.5H CASED COIL |
| 1 | EA | 60774 | EC1P48CG-1 21W X 21D X 24.5H CASED COIL |
| 1 | EA | 60766 | EC1P49CG-1 21W X 22D X 29.5H CASED COIL |
| 1 | EA | 60767 | EC1P50CG-1 21W X 21D X 27.5H CASED COIL |
| 1 | EA | 60768 | EC1P60DG-1 24.5W X 21D X 25.5H CASED COIL |
| 1 | EA | 60771 | EC1P62CG-1 21W X 22D X 31.5H CASED COIL |
| 1 | EA | 60772 | EC1P62DG-1 24.5W X 21D X 29.5H CASED COIL |

# EH1P Cased Coils

## Horizontal

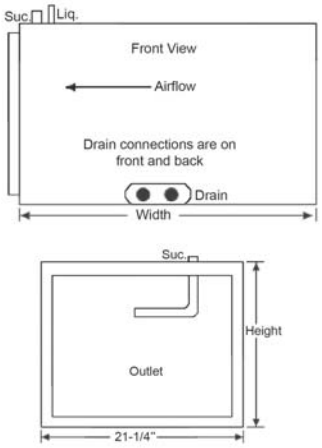


- Microban® antimicrobial additive in the drain pan to resist mold and mildew growth.
- Drain pan has trough to fully drain condensate away.
- Insulated galvanized steel coil case with durable embossed finish.
- Top, front, and back panels are removable for easy service or coil cleaning.
- Dual condensate drains on front and back of coil allows flexibility of placement to accommodate left or right airflow furnaces.
- Foil faced insulation for easy cleaning.
- Refrigerant connections on top of coil for ease of installation in left or right airflow furnaces.
- 10 year limited parts warranty available when coil is installed with a complete system with registration

| Model Number | Height (In) | Width (In) | Supply | | Return | | Orifice Size | Weight | Liquid | Vapor |
|---|---|---|---|---|---|---|---|---|---|---|
| | | | Height (In) | Width (In) | Height (In) | Width (In) | | | | |
| EH1P23AM-1 | 14-1/2 | 26-1/2 | 13 | 19-3/4 | 20 | 13-1/2 | .057 | 38 | 3/8 | 7/8 |
| EH1P23BM-1 | 17-1/2 | 26-1/2 | 16 | 19-3/4 | 20 | 16-1/2 | .057 | 50 | 3/8 | 7/8 |
| EH1P29AM-1 | 14-1/2 | 31-1/2 | 13 | 19-3/4 | 20-1/4 | 13-1/2 | .065 | 56 | 3/8 | 7/8 |
| EH1P29BM-1 | 17-1/2 | 26-1/2 | 16 | 19-3/4 | 20 | 16-1/2 | .065 | 45 | 3/8 | 7/8 |
| EH1P36BM-1 | 17-1/2 | 26-1/2 | 16 | 19-3/4 | 20 | 16-1/2 | .073 | 56 | 3/8 | 7/8 |
| EH1P36CM-1 | 21 | 26-1/2 | 19-1/2 | 19-3/4 | 20 | 20 | .073 | 64 | 3/8 | 7/8 |
| EH1P43BM-1 | 17-1/2 | 31-1/2 | 16 | 19-3/4 | 20-1/4 | 16-1/2 | .076 | 52 | 3/8 | 7/8 |
| EH1P43CM-1 | 21 | 26-1/2 | 19-1/2 | 19-3/4 | 20 | 20 | .076 | 56 | 3/8 | 7/8 |
| EH1P49CM-1 | 21 | 31-1/2 | 19-1/2 | 19-3/4 | 20-1/4 | 20 | .093 | 58 | 3/8 | 7/8 |
| EH1P49DM-1 | 24-1/2 | 31-1/2 | 23 | 19-3/4 | 21-1/4 | 23-1/2 | .093 | 66 | 3/8 | 7/8 |
| EH1P62CM-1 | 21 | 31-1/2 | 19-1/2 | 19-3/4 | 20-1/4 | 20 | .093 | 63 | 3/8 | 7/8 |
| EH1P62DM-1 | 24-1/2 | 31-1/2 | 19-3/4 | 23 | 23-1/2 | 20-1/4 | .093 | 63 | 3/8 | 7/8 |

**Prices Available on Request**

| STD PKG | U/M | BERCOR NUMBER | DESCRIPTION |
|---|---|---|---|
| 1 | EA | 67300 | EH1P23AM-1 26.5W X 21.25D X 14.5H HORIZONTAL COIL |
| 1 | EA | 67382 | EH1P23BM-1 26.5W X 21.25D X 17.5H HORIZONTAL COIL |
| 1 | EA | 67395 | EH1P29AM-1 31.5W X 21.25D X 14.5H HORIZONTAL COIL |
| 1 | EA | 67403 | EH1P29BM-1 26.5W X 21.25D X 17.5H HORIZONTAL COIL |
| 1 | EA | 67405 | EH1P36BM-1 26.5W X 21.25D X 17.5H HORIZONTAL COIL |
| 1 | EA | 67411 | EH1P36CM-1 26.5W X 21.25D X 21H HORIZONTAL COIL |
| 1 | EA | 67412 | EH1P43BM-1 31.5W X 21.25D X 17.5H HORIZONTAL COIL |
| 1 | EA | 67413 | EH1P43CM-1 26.5W X 21.25D X 21H HORIZONTAL COIL |
| 1 | EA | 67431 | EH1P49CM-1 31.5W X 21.25D X 21H HORIZONTAL COIL |
| 1 | EA | 67441 | EH1P49DM-1 31.5W X 21.25D X 24.5H HORIZONTAL COIL |
| 1 | EA | 67432 | EH1P62CM-1 31.5W X 21.25D X 21H HORIZONTAL COIL |
| 1 | EA | 67438 | EH1P62DM-1 31.5W X 21.25D X 24.5H HORIZONTAL COIL |

# EM1P Cased Coils

## Upflow and Horizontal

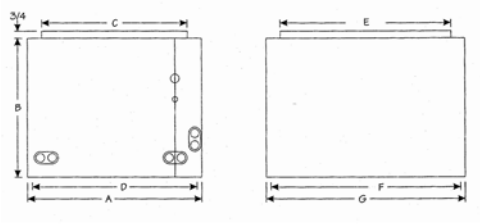


- Microban® antimicrobial additive in the drain pan to resist mold and mildew growth
- Insulated steel coil case with high quality painted finish
- Interlocking door assemblies and snug line seal grommets to minimize air leakage
- External cabinet mounted distributor body designed for easy changing of orifice sizes and fast TXV connections
- Side drain pan built in for easy horizontal coil installations
- 10 year limited parts warranty available when coil is installed with a complete system registration

| Model Number | A (In.) | B (In.) | C (In.) | D (In.) | E (In.) | F (In.) | G (In.) | Orifice | Refrigerant Connections | | Weight (Lbs.) |
|---|---|---|---|---|---|---|---|---|---|---|---|
| | | | | | | | | | Liquid (In.) | Vapor(In.) | |
| EM1P18AG-1 | 14-1/2 | 25-1/2 | 13 | 13-1/2 | 19-1/2 | 20-1/2 | 21 | .051 | 3/8 | 3/4 | 45 |
| EM1P24AG-1 | 14-1/2 | 25-1/2 | 13 | 13-1/2 | 19-1/2 | 20-1/2 | 21 | .057 | 3/8 | 3/4 | 42 |
| EM1P24BG-1 | 17-1/2 | 25-1/2 | 16 | 16-1/2 | 19-1/2 | 20-1/2 | 21 | .057 | 3/8 | 3/4 | 42 |
| EM1P29BG-1 | 17-1/2 | 25-1/2 | 16 | 16-1/2 | 19-1/2 | 20-1/2 | 21 | .065 | 3/8 | 3/4 | 41 |
| EM1P30AG-1 | 14-1/2 | 25-1/2 | 13 | 13-1/2 | 19-1/2 | 20-1/2 | 21 | .065 | 3/8 | 3/4 | 42 |
| EM1P30BG-1 | 17-1/2 | 25-1/2 | 16 | 16-1/2 | 19-1/2 | 20-1/2 | 21 | .065 | 3/8 | 3/4 | 42 |
| EM1P36AG-1 | 14-1/2 | 25-1/2 | 13 | 13-1/2 | 19-1/2 | 20-1/2 | 21 | .073 | 3/8 | 3/4 | 57 |
| EM1P36BG-1 | 17-1/2 | 25-1/2 | 16 | 16-1/2 | 19-1/2 | 20-1/2 | 21 | .073 | 3/8 | 3/4 | 57 |
| EM1P36CG-1 | 21 | 25-1/2 | 19-1/2 | 20 | 19-1/2 | 20-1/2 | 21 | .073 | 3/8 | 3/4 | 57 |
| EM1P48BG-1 | 17-1/2 | 25-1/2 | 16 | 16-1/2 | 19-1/2 | 20-1/2 | 21 | .082 | 3/8 | 7/8 | 48 |
| EM1P48CG-1 | 21 | 25-1/2 | 19-1/2 | 20 | 19-1/2 | 20-1/2 | 21 | .082 | 3/8 | 7/8 | 48 |

**Prices Available on Request**

| STD PKG | U/M | BERCOR NUMBER | DESCRIPTION |
|---|---|---|---|
| 1 | EA | 60661 | EM1P18AG-1 14.5W X 21D X 25.5H UPFLOW/HORIZONTAL COIL |
| 1 | EA | 60663 | EM1P24AG-1 14.5W X 21D X 25.5H UPFLOW/HORIZONTAL COIL |
| 1 | EA | 60671 | EM1P24BG-1 17.5W X 21D X 25.5H UPFLOW/HORIZONTAL COIL |
| 1 | EA | 61437 | EM1P29BG-1 17.5W X 21D X 25.5H UPFLOW/HORIZONTAL COIL |
| 1 | EA | 60664 | EM1P30AG-1 14.5W X 21D X 25.5H UPFLOW/HORIZONTAL COIL |
| 1 | EA | 60665 | EM1P30BG-1 17.5W X 21D X 25.5H UPFLOW/HORIZONTAL COIL |
| 1 | EA | 60666 | EM1P36AG-1 14.5W X 21D X 25.5H UPFLOW/HORIZONTAL COIL |
| 1 | EA | 60667 | EM1P36BG-1 17.5W X 21D X 25.5H UPFLOW/HORIZONTAL COIL |
| 1 | EA | 60668 | EM1P36CG-1 21W X 21D X 25.5H UPFLOW/HORIZONTAL COIL |
| 1 | EA | 60669 | EM1P48BG-1 17.5W X 21D X 25.5H UPFLOW/HORIZONTAL COIL |
| 1 | EA | 60675 | EM1P48CG-1 21W X 21D X 25.5H UPFLOW/HORIZONTAL COIL |

# EU1P Uncased Coils

## Upflow and Counterflow




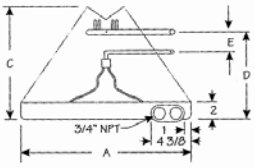


**EU1P18-48, 50**

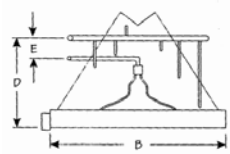


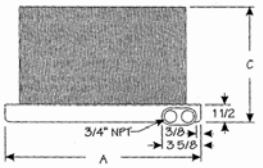


**EU1P49, 60, 62**

- Microban® antimicrobial additive in the drain pan to resist mold and mildew growth
- One of the lowest water retention drain pans in the industry to minimize mold and mildew growth
- Two dual drain connections on front of coil for installation flexibility of drain lines around furnace vent and utility connections
- Orifice assembly designed for easy changing of orifice sizes and fast TXV connections
- 10 year limited parts warranty available when coil is installed with a complete system registration

| Model Number | A (In) | B (In) | C (In) | D (In) | E (In) | Orifice | Refrigerant Connections | | Weight (Lbs) |
|---|---|---|---|---|---|---|---|---|---|
| | | | | | | | Liquid (In) | Vapor (In) | |
| EU1P23AN-1 | 13 | 19-1/2 | 17-3/16 | 12-1/2 | 4-1/2 | .057 | 3/8 | 3/4 | 22 |
| EU1P24AN-1 | 13 | 19-1/2 | 19-3/16 | 14-1/2 | 6 | .057 | 3/8 | 3/4 | 22 |
| EU1P24BN-1 | 15-1/2 | 19-1/2 | 18-3/4 | 14-1/2 | 6 | .057 | 3/8 | 3/4 | 23 |
| EU1P29AN-1 | 13 | 19-1/2 | 21-1/4 | 17-1/3 | 6-1/2 | .065 | 3/8 | 3/4 | 24 |
| EU1P29BN-1 | 15-1/2 | 19-1/2 | 21-1/4 | 17-1/4 | 6-1/2 | .065 | 3/8 | 3/4 | 25 |
| EU1P30AN-1 | 13 | 19-1/2 | 23-1/4 | 17-1/3 | 6-1/2 | .065 | 3/8 | 3/4 | 26 |
| EU1P30BN-1 | 15-1/2 | 19-1/2 | 23 | 17-1/3 | 6-1/2 | .065 | 3/8 | 3/4 | 27 |
| EU1P30CN-1 | 20 | 19-1/2 | 22-1/4 | 17-1/3 | 6-1/2 | .065 | 3/8 | 3/4 | 29 |
| EU1P36AN-1 | 13 | 19-1/2 | 23-3/8 | 17-1/3 | 6-1/2 | .073 | 3/8 | 3/4 | 31 |
| EU1P36BN-1 | 15-1/2 | 19-1/2 | 23-1/8 | 17-1/3 | 6-1/2 | .073 | 3/8 | 3/4 | 33 |
| EU1P36CN-1 | 20 | 19-1/2 | 22-1/2 | 17-1/3 | 4-1/2 | .073 | 3/8 | 3/4 | 34 |
| EU1P43BN-1 | 15-1/2 | 19-1/2 | 27-1/4 | 23-1/3 | 5-1/2 | .076 | 3/8 | 7/8 | 43 |
| EU1P43CN-1 | 20 | 19-1/2 | 26-3/4 | 23-1/3 | 5-1/2 | .076 | 3/8 | 7/8 | 44 |
| EU1P48BN-1 | 15-1/2 | 19-1/2 | 23-1/8 | 9-1/2 | 4-1/2 | .082 | 3/8 | 7/8 | 33 |
| EU1P48CN-1 | 20 | 19-1/2 | 22-1/2 | 9-1/2 | 4-1/2 | .082 | 3/8 | 7/8 | 35 |
| EU1P49CN-1 | 19-1/2 | 21-1/2 | 28-5/8 | 15 | *3 | .093 | 3/8 | 7/8 | 53 |
| EU1P50CN-1 | 20 | 19-1/2 | 26-3/4 | 23-1/3 | 5-1/2 | .082 | 3/8 | 7/8 | 40 |
| EU1P60DN-1 | 23 | 19-1/2 | 24 | 11-3/8 | *3 | .093 | 3/8 | 7/8 | 42 |
| EU1P62CN-1 | 19-1/2 | 21-1/2 | 30-5/8 | 18-1/8 | *3 | .093 | 3/8 | 7/8 | 58 |
| EU1P62DN-1 | 19-1/2 | 19-1/2 | 28-1/8 | 18-1/4 | 4-5/8 | .093 | 3/8 | 7/8 | 48 |

**Prices Available on Request**

| STD PKG | U/M | BERCOR NUMBER | DESCRIPTION |
|---|---|---|---|
| 1 | EA | 60783 | EU1P23AN-1 13W X 19.5D X 17.2H UNCASED COIL |
| 1 | EA | 60467 | EU1P24AN-1 13W X 19.5D X 19.2H UNCASED COIL |
| 1 | EA | 60538 | EU1P24BN-1 15.5W X 19.5D X 18.75H UNCASED COIL |
| 1 | EA | 60825 | EU1P29AN-1 13W X 19.5D X 21.25H UNCASED COIL |
| 1 | EA | 84077 | EU1P29BN-1 15.5W X 19.5D X 21.25H UNCASED COIL |
| 1 | EA | 60468 | EU1P30AN-1 13W X 19.5D X 23.25H UNCASED COIL |
| 1 | EA | 60557 | EU1P30BN-1 15.5W X 19.5D X 23H UNCASED COIL |
| 1 | EA | 60579 | EU1P30CN-1 20W X 19.5D X 22.25H UNCASED COIL |
| 1 | EA | 60481 | EU1P36AN-1 13W X 19.5D X 23.4H UNCASED COIL |
| 1 | EA | 60483 | EU1P36BN-1 15.5W X 19.5D X 23.13H UNCASED COIL |
| 1 | EA | 60598 | EU1P36CN-1 20W X 19.5D X 22.5H UNCASED COIL |
| 1 | EA | 60828 | EU1P43BN-1 15.5W X 19.5D X 27.25H UNCASED COIL |
| 1 | EA | 60827 | EU1P43CN-1 20W X 19.5D X 26.75H UNCASED COIL |
| 1 | EA | 60490 | EU1P48BN-1 15.5W X 19.5D X 23.2H UNCASED COIL |
| 1 | EA | 60837 | EU1P48CN-1 20W X 19.5D X 22.5H UNCASED COIL |
| 1 | EA | 60841 | EU1P49CN-1 19.5W X 21.5D X 28.6H UNCASED COIL |
| 1 | EA | 60492 | EU1P50CN-1 20W X 19.5D X 26.75H UNCASED COIL |
| 1 | EA | 60843 | EU1P60DN-1 23W X 19.5D X 24H UNCASED COIL |
| 1 | EA | 60493 | EU1P62CN-1 19.5W X 21.5D X 30.2H UNCASED COIL |
| 1 | EA | 60518 | EU1P62DN-1 23W X 19.5D X 28.2H UNCASED COIL |

# EUL1P Uncased Low Profile Coils

## Upflow and Counterflow

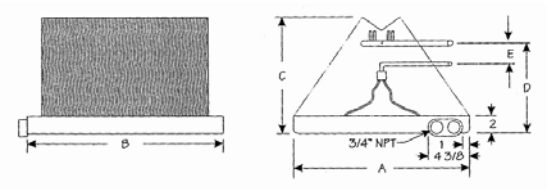


- Microban® antimicrobial additive in the drain pan to resist mold and mildew growth
- One of the lowest water retention drain pans in the industry to minimize mold and mildew growth
- Two dual drain connections on front of coil for installation flexibility of drain lines around furnace vent and utility connections
- Orifice assembly designed for easy changing of orifice sizes and fast TXV connections
- 10 year limited parts warranty available when applied with a system

| Model Number | A (In) | B (In) | C (In) | D (In) | E (In) | Orifice | Refrigerant Connections | | Weight (Lbs) |
|---|---|---|---|---|---|---|---|---|---|
| | | | | | | | Liquid (In) | Vapor (In) | |
| EUL1P30AN | 13 | 19-1/2 | 13 | 9-1/2 | 4 | .065 | 3/4 | 3/8 | 20 |
| EUL1P30BN | 15-1/2 | 19-1/2 | 13 | 9-1/2 | 4 | .065 | 3/4 | 3/8 | 21 |
| EUL1P36BN | 15-1/2 | 19-1/2 | 17 | 12 | 6 | .076 | 3/4 | 3/8 | 26 |
| EUL1P36ZN | 17 | 19-1/2 | 17 | 12-1/2 | 6 | .076 | 3/4 | 3/8 | 27 |

**Prices Available on Request**

| STD PKG | U/M | BERCOR NUMBER | DESCRIPTION |
|---|---|---|---|
| 1 | EA | 85090 | HE31130A130A - EUL1P30AN 13WX19.5DX13H UNCASED COIL |
| 1 | EA | 85091 | HE31130A155A - EUL1P30B 15.5WX19.5DX13H UNCASED COIL |
| 1 | EA | 85092 | HE33136A155A - EUL1P36B 15.5WX19.5DX17H UNCASED COIL |
| 1 | EA | 85093 | HE33136A170A - EUL1P36Z 17WX19.5DX17H UNCASED COIL |

# HE Series Uncased Coils

## Upflow or Downflow



- "No Hassle" 5-year warranty.
- Coils are pressure tested at 500 PSI, leak tested with helium, sealed with rubber plugs, then charged with dry air.
- Piston options include externally accessible body for easy piston change out and/or TXV installation.
- Liquid line refrigerant connections are 3/8" ODF.
- Suction line refrigerant connections are 3/4" ODF.
- Copper refrigerant connections for easy brazing.
- Upflow or downflow capable.
- Dual 3/4" FPT condensate drains on front-left and front-right side of drain pans.
- UV resistant drain pans are molded of high temperature (450° F) engineered polymer.
- Microban® antimicrobial additive to inhibit the growth of mold and mildew in the drain pan.
- HydroTEC™ low water retention drain plan.
- TXV not included.

### AHRI Specifications

| AHRI Number | OEM Name | Outdoor Model | Indoor Model | Metering Device | Seer | EER95F | Capacity |
|---|---|---|---|---|---|---|---|
| 5749424 | Armstrong | 4SCU13**148T | H,A,DE35(1,2)48 | Orifice | 13.00 | 11.00 | 47000 |
| 5749429 | Armstrong | 4SCU13**160T | H,A,DE37(1,2)60 | Orifice | 13.00 | 10.50 | 56500 |
| 7984658 | Armstrong | 4SCU13LB136P-3 | H,A,DE33(1,2)36 | Orifice | 13.00 | 10.00 | 33200 |
| 6462155 | Armstrong | 4SCU13LE118P-5 | H,A,DE31(1,2)30 | Orifice | 13.00 | 11.00 | 17300 |
| 6323386 | Armstrong | 4SCU13LE124P-5 | H,A,DE30(1,2)24 | Orifice | 13.00 | 11.00 | 22600 |
| 6462158 | Armstrong | 4SCU13LE124P-5 | H,A,DE31(1,2)30 | Orifice | 13.00 | 11.00 | 22800 |
| 6462161 | Armstrong | 4SCU13LE130P-5 | H,A,DE31(1,2)30 | Orifice | 13.00 | 10.50 | 28000 |
| 6462164 | Armstrong | 4SCU13LE136P-5 | H,A,DE33(1,2)36 | Orifice | 13.00 | 10.00 | 33200 |
| 6956159 | Armstrong | 4SCU13LE142P-5 | H,A,DE34(1,2)42 | Orifice | 13.00 | 10.00 | 39000 |
| 6956209 | Armstrong | 4SCU13LE160P-5 | H,A,DE37(1,2)60 | Orifice | 13.00 | 10.00 | 55500 |
| 5685327 | Ducane | 4AC13*18P-7, 8 | H,A,DE31(1,2)30 | Orifice | 13.00 | 11.00 | 17300 |
| 5685328 | Ducane | 4AC13*24P-7, 8 | H,A,DE31(1,2)30 | Orifice | 13.00 | 11.00 | 22800 |
| 7570992 | Ducane | 4AC13*30P-7, 8 | H,A,DE31(1,2)30 | Orifice | 13.00 | 11.00 | 28000 |
| 5696600 | Ducane | 4AC13*36P-7, 8 | H,A,DE32(1,2)36 | Orifice | 13.00 | 11.00 | 34000 |
| 5598586 | Ducane | 4AC13*36P-7, 8 | H,A,DE33(1,2)36 | Orifice | 13.00 | 11.00 | 34000 |
| 5598595 | Ducane | 4AC13*60P-7, 8 | H,A,DE37(1,2)60 | Orifice | 13.00 | 10.50 | 55500 |

**Prices Available on Request**

| STD PKG | U/M | BERCOR NUMBER | DESCRIPTION |
|---|---|---|---|
| 18 | EA | 83997 | HE30224A130A0000 AP 13W X 19.5D X 11H UNCASED A-COIL |
| 18 | EA | 83990 | HE31230A130A0000 AP 13W X 19.5D X 13H UNCASED A-COIL |
| 18 | EA | 83991 | HE31230A155A0000 AP 15.5W X 19.5D X 13H UNCASED A-COIL |
| 12 | EA | 83992 | HE33236A155A0000 AP 15.5W X 19.5D X 17H UNCASED A-COIL |
| 8 | EA | 83993 | HE33236A170A0000 AP 17W X 19.5D X 17H UNCASED A-COIL |
| 8 | EA | 83994 | HE34242A200A0000 AP 20W X 19.5D X 19H UNCASED A-COIL |
| 4 | EA | 83995 | HE35248A200A0000 AP 20W X 19.5D X 21H UNCASED A-COIL |
| 4 | EA | 83996 | HE37260A200A0000 AP 20W X 19.5D X 25H UNCASED A-COIL |

# 4SHP20LX Heat Pumps

## 20 SEER, Louvered, Variable Capacity, ComfortSync™



### Compressor

- Inverter-driven scroll compressor for true variable capacity
- Internally protected against high temperature motor overload conditions
- Heavy duty compressor sound blanket for quiet operation

### Cabinet

- Individual metal louvered panels are easily removeable for coil cleaning and service
- Corner-mount controls for easy service
- Baked polyester paint finish over galvanized steel for maximum durability
- PVC coated wire fan discharge grille

### Coil

- Enhanced tube-and-fin coil design featuring MHT™ technology
- Raised coil prevents debris from impeding airlflow

### Components

- Sensors monitor ambient, liquid line, and coil temperatures for precision control
- Fan orifice for smoother airflow and sound level reduction
- Requires Comfort Sync thermostat and a ComfortSync enabled matching indoor unit
- Variable speed condenser fan motor
- Factory installed high and low pressure switches and crankcase heater
- Charged for 15 feet of line set

### Warranties†

- 10 year limited warranty on compressor
- 10 year limited warranty on all parts
- AHRI certified

† On-line registration required within 60 days of installation. Warranty terms will be impacted if registration not complete on time. See warranty certificate for complete details

### Heat Pumps

**Prices Available Upon Request**

| Dimensions H x W x D (In.) | STD PKG | U/M | BERCOR NUMBER | DESCRIPTION |
|---|---|---|---|---|
| 37.5 x 37.5 x 35.75 | 1 | EA | 85416 | 4SHP20LX124P 20 SEER INVERTER COMMUNICATING HEAT PUMP |
| 37.5 x 37.5 x 35.75 | 1 | EA | 85417 | 4SHP20LX136P 20 SEER INVERTER COMMUNICATING HEAT PUMP |
| 37.5 x 37.5 x 35.75 | 1 | EA | 85418 | 4SHP20LX148P 20 SEER INVERTER COMMUNICATING HEAT PUMP |
| 37.5 x 37.5 x 35.75 | 1 | EA | 85419 | 4SHP20LX160P 20 SEER INVERTER COMMUNICATING HEAT PUMP |

### Accessories

| For Use With | STD PKG | U/M | BERCOR NUMBER | DESCRIPTION |
|---|---|---|---|---|
| All 4SHP20LX | 1 | EA | 84643 | 1.851399 COMFORTSYNC ZONING PANEL |
| All 4SHP20LX | 1 | EA | 84644 | 1.851400 COMFORTSYNC ZONING SENSOR |
| All 4SHP20LX | 1 | EA | 86919 | 88K38 DISCHARGE AIR SENSOR |
| 3/8 Tubing | 1 | EA | 86920 | 93G35 FREEZE THERMOSTAT |
| All 4SHP20LX | 1 | EA | 84623 | COMFORTSYNC WI-FI COMMUNICATING THERMOSTAT |
| 4SHP20LX124 | 1 | EA | 67837 | H4TXV01-1 R-410A EXPANSION VALVE |
| 4SHP20LX136 | 1 | EA | 67838 | H4TXV02-1 R-410A EXPANSION VALVE |
| 4SHP20LX148, 160 | 1 | EA | 67839 | H4TXV03-1 R-410A EXPANSION VALVE |

**NOTE: Specialized training is required for dealers offering the 4SHP20LX.**

# 4SHP20LX Heat Pump Performance Ratings

| Indoor Model | | Cooling | | | | Heating | | | | | CFM | | |
|---|---|---|---|---|---|---|---|---|---|---|---|---|---|
| Furnace | Evaporator Coil or Air Handler | SEER | EER | AHRI Rated Capacity | Sensible Capacity | HSPF | 47° | | 17° | | High | Med. | Low |
| | | | | | | | Btuh | COP | Btuh | COP | | | |
| **4SCU20LX124P-1** | | | | | | | | | | | | | |
| | BCE4M30S* | 20.00 | 14.00 | 23,000 | 20,800 | 10.00 | 21,800 | 3.80 | 13,000 | 2.40 | 825 | 500 | 450 |
| A80US2V070A12 | E*1P36A+H4TXV01 | 18.50 | 13.50 | 23,000 | 20,800 | 9.50 | 21,800 | 3.65 | 13,000 | 2.35 | 800 | 530 | 450 |
| A80US2V090B12 | E*1P36B+H4TXV01 | 19.00 | 13.50 | 23,000 | 20,800 | 9.60 | 21,800 | 3.65 | 13,000 | 2.35 | 800 | 530 | 450 |
| A96DS2V045B12 | E*1P48B+H4TXV01 | 19.00 | 13.50 | 22,600 | 20,000 | 9.60 | 21,800 | 3.65 | 13,000 | 2.35 | 800 | 530 | 450 |
| A96US2V045B12 | E*1P36B+H4TXV01 | 18.50 | 13.50 | 23,000 | 20,800 | 9.60 | 21,800 | 3.65 | 13,000 | 2.35 | 800 | 530 | 450 |
| A96US2V070B12 | E*1P36B+H4TXV01 | 18.50 | 13.50 | 23,000 | 20,800 | 9.60 | 21,800 | 3.65 | 13,000 | 2.35 | 800 | 530 | 450 |
| A97DSMV070B12 | E*1P48B+H4TXV01 | 19.00 | 13.50 | 22,600 | 20,000 | 9.60 | 21,800 | 3.65 | 13,000 | 2.35 | 800 | 530 | 450 |
| A97USMV070B12 | E*1P36B+H4TXV01 | 18.50 | 13.50 | 23,000 | 20,800 | 9.60 | 21,800 | 3.65 | 13,000 | 2.35 | 800 | 530 | 450 |
| **4SCU20LX136P-1** | | | | | | | | | | | | | |
| | BCE4M36S* | 20.00 | 13.50 | 34,000 | 27,200 | 10.00 | 33,000 | 3.25 | 21,000 | 2.35 | 1200 | 630 | 450 |
| A80US2V070A12 | E*1P36A+H4TXV02 | 18.00 | 12.50 | 33,600 | 27,200 | 9.00 | 32,000 | 3.20 | 21,000 | 2.20 | 1200 | 630 | 450 |
| A80US2V090B12 | E*1P36B+H4TXV02 | 20.00 | 12.50 | 34,000 | 27,200 | 9.60 | 32,400 | 3.20 | 21,000 | 2.20 | 1200 | 630 | 450 |
| A80US2V090B12 | E*1P43B+H4TXV02 | 20.00 | 12.50 | 34,000 | 27,200 | 9.00 | 32,400 | 3.20 | 21,000 | 2.20 | 1200 | 630 | 450 |
| A80US2V090B12 | E*1P48B+H4TXV02 | 19.00 | 12.50 | 33,600 | 27,200 | 9.60 | 32,400 | 3.20 | 21,000 | 2.20 | 1200 | 630 | 450 |
| A96US2V045B12 | E*1P36B+H4TXV02 | 20.00 | 12.50 | 34,000 | 27,200 | 9.00 | 33,000 | 3.20 | 21,000 | 2.20 | 1200 | 630 | 450 |
| A96US2V045B12 | E*1P43B+H4TXV02 | 20.00 | 12.50 | 34,000 | 27,200 | 9.00 | 32,400 | 3.20 | 21,000 | 2.20 | 1200 | 630 | 450 |
| A96US2V045B12 | E*1P48B+H4TXV02 | 19.00 | 12.50 | 33,600 | 27,200 | 9.60 | 33,000 | 3.20 | 21,000 | 2.20 | 1200 | 630 | 450 |
| A96US2V070B12 | E*1P36B+H4TXV02 | 20.00 | 12.50 | 34,000 | 27,200 | 9.60 | 33,000 | 3.20 | 21,000 | 2.20 | 1200 | 630 | 450 |
| A96US2V070B12 | E*1P43B+H4TXV02 | 20.00 | 12.50 | 34,000 | 27,200 | 9.00 | 32,400 | 3.20 | 21,000 | 2.20 | 1200 | 630 | 450 |
| A96US2V070B12 | E*1P48B+H4TXV02 | 19.00 | 12.50 | 33,600 | 27,200 | 9.60 | 33,000 | 3.20 | 21,000 | 2.20 | 1200 | 630 | 450 |
| A96US2V090C12 | E*1P43C+H4TXV02 | 20.00 | 12.50 | 34,000 | 27,200 | 9.00 | 32,400 | 3.20 | 21,000 | 2.20 | 1200 | 630 | 450 |
| A96US2V090C12 | E*1P48C+H4TXV02 | 19.00 | 12.50 | 33,600 | 27,200 | 9.60 | 32,400 | 3.20 | 21,000 | 2.20 | 1200 | 630 | 450 |
| A97USMV070B12 | E*1P36B+H4TXV02 | 20.00 | 12.50 | 34,000 | 27,200 | 9.60 | 33,000 | 3.20 | 21,000 | 2.20 | 1200 | 630 | 450 |
| A97USMV070B12 | E*1P43B+H4TXV02 | 20.00 | 12.50 | 34,000 | 27,200 | 9.00 | 32,400 | 3.20 | 21,000 | 2.20 | 1200 | 630 | 450 |
| A97USMV070B12 | E*1P48B+H4TXV02 | 19.00 | 12.50 | 33,600 | 27,200 | 9.60 | 33,000 | 3.20 | 21,000 | 2.20 | 1200 | 630 | 450 |
| A97USMV090C12 | E*1P50C+H4TXV02 | 20.00 | 12.50 | 34,000 | 27,200 | 9.60 | 32,400 | 3.20 | 21,000 | 2.20 | 1200 | 630 | 450 |
| A97USMV090C12 | E*1P43C+H4TXV02 | 20.00 | 12.50 | 34,000 | 27,200 | 9.00 | 32,400 | 3.20 | 21,000 | 2.20 | 1200 | 630 | 450 |
| A97USMV090C12 | E*1P48C+H4TXV02 | 19.00 | 12.50 | 33,600 | 27,200 | 9.60 | 32,400 | 3.20 | 21,000 | 2.20 | 1200 | 630 | 450 |
| **4SCU20LX148P-1** | | | | | | | | | | | | | |
| | BCE4M48S* | 19.50 | 12.50 | 48,000 | 41,700 | 9.60 | 45,000 | 3.40 | 27,000 | 2.40 | 1615 | 915 | 745 |
| A80US2V090C20 | E*1P62C+H4TXV03 | 18.50 | 12.00 | 48,000 | 41,700 | 9.00 | 43,500 | 3.30 | 27,000 | 2.30 | 1600 | 900 | 750 |
| A80US2V110C20 | E*1P62C+H4TXV03 | 18.00 | 12.00 | 48,000 | 41,700 | 9.00 | 43,500 | 3.30 | 27,000 | 2.30 | 1600 | 900 | 750 |
| A96US2V090C16 | E*1P62C+H4TXV03 | 18.50 | 12.00 | 48,000 | 41,700 | 9.00 | 43,500 | 3.30 | 27,000 | 2.30 | 1600 | 900 | 750 |
| A96US2V090C20 | E*1P62C+H4TXV03 | 18.00 | 12.00 | 48,000 | 41,700 | 9.00 | 43,500 | 3.30 | 27,000 | 2.30 | 1600 | 900 | 750 |
| A96US2V110C16 | E*1P62C+H4TXV03 | 18.50 | 12.00 | 48,000 | 41,700 | 9.00 | 43,500 | 3.30 | 27,000 | 2.30 | 1600 | 900 | 750 |
| A96US2V110C20 | E*1P62C+H4TXV03 | 18.00 | 12.00 | 48,000 | 41,700 | 9.00 | 43,500 | 3.30 | 27,000 | 2.30 | 1600 | 900 | 750 |
| A97USMV090C16 | E*1P62C+H4TXV03 | 18.50 | 12.00 | 48,000 | 41,700 | 9.00 | 43,500 | 3.30 | 27,000 | 2.30 | 1600 | 900 | 750 |
| A97USMV090C20 | E*1P62C+H4TXV03 | 18.00 | 12.00 | 48,000 | 41,700 | 9.00 | 43,500 | 3.30 | 27,000 | 2.30 | 1600 | 900 | 750 |
| A97USMV110C20 | E*1P62C+H4TXV03 | 18.00 | 12.00 | 48,000 | 41,700 | 9.00 | 43,500 | 3.30 | 27,000 | 2.30 | 1600 | 900 | 750 |
| **4SCU20LX160P-1** | | | | | | | | | | | | | |
| | BCE4M60S* | 19.00 | 12.50 | 56,500 | 42,800 | 9.60 | 54,500 | 3.20 | 34,800 | 2.40 | 1800 | 1125 | 900 |
| A80US2V090C20 | E*1P62C+H4TXV03 | 18.50 | 12.00 | 57,500 | 42,800 | 9.60 | 54,000 | 3.20 | 34,800 | 2.20 | 1800 | 1125 | 900 |
| A80US2V090C20 | E*1P49C+H4TXV03 | 18.50 | 12.00 | 57,000 | 42,800 | 9.00 | 54,000 | 3.20 | 34,800 | 2.40 | 1800 | 1125 | 900 |
| A80US2V110C20 | E*1P62C+H4TXV03 | 18.50 | 12.00 | 57,500 | 42,800 | 9.60 | 54,000 | 3.20 | 34,800 | 2.40 | 1800 | 1125 | 900 |
| A80US2V110C20 | E*1P49C+H4TXV03 | 18.00 | 11.50 | 56,500 | 42,800 | 9.00 | 54,000 | 3.00 | 34,800 | 2.20 | 1800 | 1125 | 900 |
| A80US2V135D20 | E*1P62D+H4TXV03 | 19.00 | 12.50 | 58,000 | 42,800 | 9.60 | 53,000 | 3.00 | 34,800 | 2.20 | 1800 | 1125 | 900 |
| A96US2V090C20 | E*1P62C+H4TXV03 | 18.50 | 12.00 | 57,000 | 42,800 | 9.60 | 54,500 | 3.20 | 34,800 | 2.40 | 1800 | 1125 | 900 |
| A96US2V090C20 | E*1P49C+H4TXV03 | 18.00 | 11.50 | 56,500 | 42,800 | 9.00 | 54,000 | 3.20 | 34,800 | 2.40 | 1800 | 1125 | 900 |
| A96US2V110C20 | E*1P62C+H4TXV03 | 18.50 | 12.00 | 57,500 | 42,800 | 9.60 | 54,500 | 3.20 | 34,800 | 2.40 | 1800 | 1125 | 900 |
| A96US2V110C20 | E*1P49C+H4TXV03 | 18.00 | 11.50 | 56,500 | 42,800 | 9.00 | 54,000 | 3.20 | 34,800 | 2.40 | 1800 | 1125 | 900 |
| A96US2V135D20 | E*1P62D+H4TXV03 | 18.50 | 12.50 | 58,000 | 42,800 | 9.60 | 53,000 | 3.20 | 34,800 | 2.40 | 1800 | 1125 | 900 |
| A97USMV090C20 | E*1P62C+H4TXV03 | 18.50 | 12.00 | 57,000 | 42,800 | 9.60 | 54,500 | 3.20 | 34,800 | 2.40 | 1800 | 1125 | 900 |
| A97USMV090C20 | E*1P49C+H4TXV03 | 18.00 | 11.50 | 56,500 | 42,800 | 9.00 | 54,000 | 3.20 | 34,800 | 2.40 | 1800 | 1125 | 900 |
| A97USMV110C20 | E*1P62C+H4TXV03 | 18.50 | 12.00 | 57,500 | 42,800 | 9.60 | 54,500 | 3.00 | 34,800 | 2.20 | 1800 | 1125 | 900 |
| A97USMV110C20 | E*1P49C+H4TXV03 | 18.00 | 11.50 | 56,500 | 42,800 | 9.00 | 54,000 | 3.00 | 34,800 | 2.20 | 1800 | 1125 | 900 |
| A97USMV135D20 | E*1P62D+H4TXV03 | 18.50 | 12.50 | 58,000 | 42,800 | 9.60 | 53,000 | 3.20 | 34,800 | 2.40 | 1800 | 1125 | 900 |

# 4SHP18LS Enhanced Heat Pumps

## 18 SEER, R-410A, Split System



### Compressor

- High-efficiency 2-stage Copeland UltraTech™ scroll compressor
- R-410A refrigerant
- Grommet-mounted compressor for quiet operation
- Heavy-duty compressor sound blanket for quiet operation

### Cabinet

- Full metal louvered panel coil guard protection
- Controls located in corner post for easy installation and service
- Baked polyester paint finish over galvanized steel for maximum durability
- PVC-coated wire fan discharge grille

### Coil

- Enhanced aluminum fins and copper tubing for high efficiency and capacity
- Raised coil prevents debris from collecting in bottom of coil and causing loss of airflow

### Components

- Bi-flow filter drier factory installed for system protection
- Variable speed condenser fan motor with swept-wing fan blade
- Self diagnostics save last 10 fault codes regardless of power interruption
- QuietShift™ technology during defrost cycle, to control sound

### Warranties*

- 10 year limited warranty on compressor
- 10 year limited warranty on all parts
- ARI certified
- UL listed

*On-line registration required within 60 days of installation. Warranty terms will be impacted if registration not completed on time. See warranty certificate for complete details.

### Heat Pumps

**Prices Available on Request**

| Dimensions H x W x D (In.) | STD PKG | U/M | BERCOR NUMBER | DESCRIPTION |
|---|---|---|---|---|
| 44 x 37.66 x 35.66 | 1 | EA | 84693 | 4SHP18LS124P 18 SEER 208/230V 1PH HEAT PUMP COMMUNICATING |
| 44 x 37.66 x 35.66 | 1 | EA | 84694 | 4SHP18LS136P 18 SEER 208/230V 1PH HEAT PUMP COMMUNICATING |
| 44 x 37.66 x 35.66 | 1 | EA | 84695 | 4SHP18LS148P 18 SEER 208/230V 1PH HEAT PUMP COMMUNICATING |
| 44 x 37.66 x 35.66 | 1 | EA | 84696 | 4SHP18LS160P 18 SEER 208/230V 1PH HEAT PUMP COMMUNICATING |

### Accessories

| Used On | STD PKG | U/M | BERCOR NUMBER | DESCRIPTION |
|---|---|---|---|---|
| All 4SHP 18 Models | 1 | EA | 84643 | 1.851399 COMFORTSYNC ZONING PANEL |
| All 4SHP 18 Models | 1 | EA | 84644 | 1.851400 COMFORTSYNC ZONING SENSOR |
| All 4SHP 18 Models | 1 | EA | 61702 | 45F08 T6-1469 COMPRESSOR LOW AMBIENT CUT-OFF |
| All 4SHP 18 Models | 1 | EA | 84623 | COMFORTSYNC WI-FI COMMUNICATING THERMOSTAT |
| 4SHP18LS124, 36 | 1 | EA | 67837 | H4TXV01-1 R-410A EXPANSION VALVE |
| 4SHP18LS148, 60 | 1 | EA | 67839 | H4TXV03-1 R-410A EXPANSION VALVE |

# 4SHP18LS Heat Pump Performance Ratings

| Indoor Model | | Cooling | | | | Heating | | | | | CFM | Refrigerant Connection* | | Refrig. Line Size* | Indoor Exp. Valve |
|---|---|---|---|---|---|---|---|---|---|---|---|---|---|---|---|
| Evaporator Coil or Air Handler | Furnace | SEER | EER | AHRI Rated Cap. | Sens. Cap. | HSPF | 47° | | 17° | | | Outdoor Suction | Indoor Suction | | |
| | | | | | | | Btuh | COP | Btuh | COP | | | | | |
| **4SHP18LS24P** | | | | | | | | | | | | | | | |
| E(U,C,H)1P49C | EFV16CC | 17.0 | 13.0 | 24,000 | 18,500 | 9.0 | 22,000 | 4.0 | 13,000 | 2.60 | 900 | 7/8 | 7/8 | 7/8 | H4TXV01 |
| E(U,C,H)1P49C | 95G2UH090CV12 | 16.5 | 13.0 | 24,000 | 18,500 | 8.5 | 22,000 | 4.0 | 13,000 | 2.60 | 900 | 7/8 | 7/8 | 7/8 | H4TXV01 |
| **4SHP18LT36P** | | | | | | | | | | | | | | | |
| BCS2M48V00NA1P | | 17.0 | 12.5 | 35,000 | 26,300 | 8.7 | 34,000 | 3.5 | 22,000 | 2.70 | 1,200 | 7/8 | 7/8 | 7/8 | H4TXV01 |
| E(U,C,H)1P62C | EFV16CC | 17.0 | 12.5 | 35,000 | 26,300 | 9.0 | 34,600 | 3.5 | 22,000 | 2.70 | 1,200 | 7/8 | 7/8 | 7/8 | H4TXV01 |
| E(U,C,H)1P62C | 80G2UH110CV20 | 17.0 | 13.0 | 35,000 | 26,300 | 9.0 | 34,600 | 3.5 | 22,000 | 2.70 | 1,200 | 7/8 | 7/8 | 7/8 | H4TXV01 |
| E(U,C,H)1P62C | 95G1DF090CE16 | 17.0 | 13.0 | 35,000 | 26,300 | 9.0 | 34,600 | 3.5 | 22,000 | 2.70 | 1,200 | 7/8 | 7/8 | 7/8 | H4TXV01 |
| E(U,C,H)1P62C | 95G2DF090CV20 | 17.0 | 13.0 | 35,000 | 26,300 | 9.0 | 34,600 | 3.5 | 22,000 | 2.70 | 1,200 | 7/8 | 7/8 | 7/8 | H4TXV01 |
| E(U,C,H)1P62C | 95G2DF110CV20 | 17.0 | 13.0 | 35,000 | 26,300 | 9.0 | 34,600 | 3.5 | 22,000 | 2.70 | 1,200 | 7/8 | 7/8 | 7/8 | H4TXV01 |
| E(U,C,H)1P62C | 95G1UH090CE16 | 17.0 | 13.0 | 35,000 | 26,300 | 9.0 | 34,600 | 3.5 | 22,000 | 2.70 | 1,200 | 7/8 | 7/8 | 7/8 | H4TXV01 |
| E(U,C,H)1P62C | 95G2UH090CV12 | 17.0 | 13.0 | 35,000 | 26,300 | 9.0 | 34,600 | 3.5 | 22,000 | 2.70 | 1,200 | 7/8 | 7/8 | 7/8 | H4TXV01 |
| E(U,C,H)1P62C | 95G2UH090CV20 | 17.0 | 13.0 | 35,000 | 26,300 | 9.0 | 34,600 | 3.5 | 22,000 | 2.70 | 1,200 | 7/8 | 7/8 | 7/8 | H4TXV01 |
| **4SHP18LT48P** | | | | | | | | | | | | | | | |
| BCS2M48V00NA1P | | 15.5 | 11.5 | 47,000 | 34,800 | 9.0 | 45,000 | 3.3 | 28,600 | 2.50 | 1,550 | 7/8 | 7/8 | 1-1/8 | H4TXV03 |
| E(U,C,H)1P62C | EFV16CC | 16.0 | 12.0 | 47,000 | 34,800 | 9.0 | 45,000 | 3.3 | 28,600 | 2.50 | 1,550 | 7/8 | 7/8 | 1-1/8 | H4TXV03 |
| E(U,C,H)1P62D | EFV20DC | 16.0 | 12.0 | 47,000 | 34,800 | 8.5 | 45,000 | 3.3 | 28,600 | 2.50 | 1,600 | 7/8 | 7/8 | 1-1/8 | H4TXV03 |
| E(U,C,H)1P62C | 80G1DF110CE20 | 16.0 | 12.0 | 47,000 | 34,800 | 8.5 | 44,000 | 3.3 | 28,600 | 2.50 | 1,550 | 7/8 | 7/8 | 1-1/8 | H4TXV03 |
| E(U,C,H)1P62C | 80G1UH090CE20 | 16.0 | 12.0 | 47,000 | 34,800 | 8.5 | 44,000 | 3.3 | 28,600 | 2.50 | 1,550 | 7/8 | 7/8 | 1-1/8 | H4TXV03 |
| E(U,C,H)1P62C | 80G1UH110CE20 | 16.0 | 12.0 | 47,000 | 34,800 | 8.5 | 44,000 | 3.3 | 28,600 | 2.50 | 1,550 | 7/8 | 7/8 | 1-1/8 | H4TXV03 |
| E(U,C,H)1P62C | 80G2UH110CV20 | 16.0 | 12.0 | 47,000 | 34,800 | 9.0 | 44,000 | 3.3 | 28,600 | 2.50 | 1,550 | 7/8 | 7/8 | 1-1/8 | H4TXV03 |
| E(U,C,H)1P62C | 95G1DF090CE16 | 16.0 | 12.0 | 47,000 | 34,800 | 8.5 | 44,000 | 3.3 | 28,600 | 2.50 | 1,550 | 7/8 | 7/8 | 1-1/8 | H4TXV03 |
| E(U,C,H)1P62C | 95G1DF110CE20 | 16.0 | 12.0 | 47,000 | 34,800 | 8.5 | 44,000 | 3.3 | 28,600 | 2.50 | 1,550 | 7/8 | 7/8 | 1-1/8 | H4TXV03 |
| E(U,C,H)1P62C | 95G2DF090CV20 | 16.0 | 12.0 | 47,000 | 34,800 | 8.5 | 44,000 | 3.3 | 28,600 | 2.50 | 1,550 | 7/8 | 7/8 | 1-1/8 | H4TXV03 |
| E(U,C,H)1P62C | 95G2DF110CV20 | 16.0 | 12.0 | 47,000 | 34,800 | 8.5 | 44,000 | 3.3 | 28,600 | 2.50 | 1,550 | 7/8 | 7/8 | 1-1/8 | H4TXV03 |
| E(U,C,H)1P62C | 95G1UH090CE16 | 16.0 | 12.0 | 47,000 | 34,800 | 8.5 | 44,000 | 3.3 | 28,600 | 2.50 | 1,550 | 7/8 | 7/8 | 1-1/8 | H4TXV03 |
| E(U,C,H)1P62C | 95G1UH110CE20 | 16.0 | 12.0 | 47,000 | 34,800 | 8.5 | 44,000 | 3.3 | 28,600 | 2.50 | 1,550 | 7/8 | 7/8 | 1-1/8 | H4TXV03 |
| E(U,C,H)1P62C | 95G2UH090CV20 | 16.0 | 12.0 | 47,000 | 34,800 | 8.5 | 44,000 | 3.3 | 28,600 | 2.50 | 1,550 | 7/8 | 7/8 | 1-1/8 | H4TXV03 |
| E(U,C,H)1P62C | 95G2UH110CV20 | 16.0 | 12.0 | 47,000 | 34,800 | 8.5 | 44,000 | 3.3 | 28,600 | 2.50 | 1,550 | 7/8 | 7/8 | 1-1/8 | H4TXV03 |
| E(U,C,H)1P62D | 95G2UH135DV20 | 16.0 | 12.0 | 47,000 | 34,800 | 8.5 | 45,000 | 3.3 | 28,600 | 2.50 | 1,550 | 7/8 | 7/8 | 1-1/8 | H4TXV03 |
| **4SHP18LT60P** | | | | | | | | | | | | | | | |
| BCS2M60V00NA1P | | 15.5 | 11.0 | 56,000 | 42,000 | 9.0 | 55,000 | 3.5 | 37,000 | 2.50 | 1,800 | 7/8 | 7/8 | 1-1/8 | H4TXV03 |
| E(U,C,H)1P62C | EFV16CC | 15.0 | 11.0 | 56,000 | 42,000 | 9.0 | 55,000 | 3.5 | 37,000 | 2.50 | 1,800 | 7/8 | 7/8 | 1-1/8 | H4TXV03 |
| E(U,C,H)1P62D | EFV20DC | 15.0 | 11.0 | 56,000 | 42,000 | 9.0 | 56,000 | 3.5 | 37,000 | 2.50 | 1,800 | 7/8 | 7/8 | 1-1/8 | H4TXV03 |
| E(U,C,H)1P62C | 80G1DF110CE20 | 15.0 | 11.0 | 56,000 | 42,000 | 9.0 | 55,000 | 3.5 | 37,000 | 2.50 | 1,800 | 7/8 | 7/8 | 1-1/8 | H4TXV03 |
| E(U,C,H)1P62C | 80G1UH090CE20 | 15.0 | 11.0 | 56,000 | 42,000 | 9.0 | 55,000 | 3.5 | 37,000 | 2.50 | 1,900 | 7/8 | 7/8 | 1-1/8 | H4TXV03 |
| E(U,C,H)1P62C | 80G1UH110CE20 | 15.0 | 11.0 | 56,000 | 42,000 | 9.0 | 55,000 | 3.5 | 37,000 | 2.50 | 1,900 | 7/8 | 7/8 | 1-1/8 | H4TXV03 |
| E(U,C,H)1P62D | 80G1UH135DE20 | 14.5 | 11.0 | 56,000 | 42,000 | 9.0 | 56,000 | 3.5 | 37,000 | 2.50 | 1,800 | 7/8 | 7/8 | 1-1/8 | H4TXV03 |
| E(U,C,H)1P62C | 80G2UH110CV20 | 15.0 | 11.0 | 56,000 | 42,000 | 9.0 | 55,000 | 3.5 | 37,000 | 2.50 | 1,800 | 7/8 | 7/8 | 1-1/8 | H4TXV03 |
| E(U,C,H)1P62C | 95G1DF110CE20 | 15.0 | 11.0 | 56,000 | 42,000 | 9.0 | 55,000 | 3.5 | 37,000 | 2.50 | 1,900 | 7/8 | 7/8 | 1-1/8 | H4TXV03 |
| E(U,C,H)1P62C | 95G2DF090CV20 | 15.0 | 11.0 | 56,000 | 42,000 | 9.0 | 55,000 | 3.5 | 37,000 | 2.50 | 1,800 | 7/8 | 7/8 | 1-1/8 | H4TXV03 |
| E(U,C,H)1P62C | 95G2DF110CV20 | 15.0 | 11.0 | 56,000 | 42,000 | 9.0 | 55,000 | 3.5 | 37,000 | 2.50 | 1,800 | 7/8 | 7/8 | 1-1/8 | H4TXV03 |
| E(U,C,H)1P62C | 95G1UH110CE20 | 15.0 | 11.0 | 56,000 | 42,000 | 9.0 | 55,000 | 3.5 | 37,000 | 2.50 | 1,900 | 7/8 | 7/8 | 1-1/8 | H4TXV03 |
| E(U,C,H)1P62D | 95G1UH135DE20 | 14.5 | 11.0 | 56,000 | 42,000 | 9.0 | 56,000 | 3.5 | 37,000 | 2.50 | 1,800 | 7/8 | 7/8 | 1-1/8 | H4TXV03 |
| E(U,C,H)1P62C | 95G2UH090CV20 | 15.0 | 11.0 | 56,000 | 42,000 | 9.0 | 55,000 | 3.5 | 37,000 | 2.50 | 1,800 | 7/8 | 7/8 | 1-1/8 | H4TXV03 |
| E(U,C,H)1P62C | 95G2UH110CV20 | 15.0 | 11.0 | 56,000 | 42,000 | 9.0 | 55,000 | 3.5 | 37,000 | 2.50 | 1,800 | 7/8 | 7/8 | 1-1/8 | H4TXV03 |
| E(U,C,H)1P62D | 95G2UH135DV20 | 15.0 | 11.0 | 56,000 | 42,000 | 9.0 | 56,000 | 3.5 | 37,000 | 2.50 | 1,800 | 7/8 | 7/8 | 1-1/8 | H4TXV03 |

* All liquid lines and connections are 3/8".

# 4SHP16LS Enhanced Heat Pumps

## 16 SEER, R-410A, Split System



### Compressor

- High efficiency 2-stage scroll compressor
- R-410A refrigerant
- Grommet mounted for quiet operation
- Internally protected against high temperature motor overload conditions
- Heavy-duty compressor sound blanket for quiet operation

### Cabinet

- Full metal louvered jacket coil guard protection
- Controls located in corner post for easy installation and service
- Baked polyester paint finish over galvanized steel for maximum durability
- PVC coated wire fan discharge grille

### Coil

- Enhanced aluminum fins and copper tubing for high efficiency and capacity
- Raised coil prevents debris from collecting in bottom of coil and causing loss of airflow

### Components

- Full metal jacket panels remove with just two screws per panel for easy coil cleaning and service
- Bi-directional filter drier for long-lasting durability and system protection
- Discharge muffler for quiet operation
- Reliable, solid-state, time-initiated, temperature-terminated defrost system

### Warranties*

- 10 year limited warranty on compressor
- 10 year limited warranty on all parts
- ARI certified
- UL listed

* On-line registration required within 60 days of installation. Warranty terms will be impacted if registration not completed on time. See warranty certificate for complete details.

.

### Heat Pumps

**Prices Available on Request**

| Depth (In.) | Width (In.) | Height (In.) | STD PKG | U/M | BERCOR NUMBER | DESCRIPTION |
|---|---|---|---|---|---|---|
| 26-3/4 | 24-3/4 | 33-3/4 | 1 | EA | 84689 | 4SHP16LS124P-1 16 SEER 208/230V 1PH HEAT PUMP COMMUNICATING |
| 31-1/4 | 29-3/8 | 37-3/4 | 1 | EA | 84690 | 4SHP16LS136P-1 16 SEER 208/230V 1PH HEAT PUMP COMMUNICATING |
| 37-3/4 | 35-3/4 | 37-3/4 | 1 | EA | 84691 | 4SHP16LS148P-1 16 SEER 208/230V 1PH HEAT PUMP COMMUNICATING |
| 37-3/4 | 35-3/4 | 43-3/4 | 1 | EA | 84692 | 4SHP16LS160P-1 16 SEER 208/230V 1PH HEAT PUMP COMMUNICATING |

### Accessories

| For Use with the Following | STD PKG | U/M | BERCOR NUMBER | DESCRIPTION |
|---|---|---|---|---|
| All 4SHP16 | 1 | EA | 84643 | 1.851399 COMFORTSYNC ZONING PANEL |
| All 4SHP16 | 1 | EA | 84644 | 1.851400 COMFORTSYNC ZONING SENSOR |
| All 4SHP16 | 1 | EA | 60848 | AFOSL500-1 FOSSIL FUEL KIT |
| All 4SHP16 | 1 | EA | 84623 | COMFORTSYNC WI-FI COMMUNICATING THERMOSTAT |
| 4SHP16LS136 | 1 | EA | 67837 | H4TXV01-1 R-410A EXPANSION VALVE |
| 4SHP16LS148 | 1 | EA | 67838 | H4TXV02-1 R-410A EXPANSION VALVE |
| 4SHP16LS160 | 1 | EA | 67839 | H4TXV03-1 R-410A EXPANSION VALVE |

# 4SHP16LS Heat Pump Performance Ratings

| Indoor Model | | Cooling | | | | Heating | | | | | CFM | Refrigerant Connection* | | Refrig. Line Size* | Indoor Exp. Valve |
|---|---|---|---|---|---|---|---|---|---|---|---|---|---|---|---|
| Evaporator Coil or Air Handler | Furnace | SEER | EER | AHRI Rated Cap. | Sens. Cap. | HSPF | 47° | | 17° | | | Outdoor Suction | Indoor Suction | Suction | TXV |
| | | | | | | | Btuh | COP | Btuh | COP | | | | | |
| **4HP16LS124P** | | | | | | | | | | | | | | | |
| BCS2M24V00NA1P | | 15.0 | 12.5 | 24,000 | 17,400 | 8.5 | 24,000 | 3.3 | 14,000 | 2.40 | 850 | 3/4 | 3/4 | 3/4 | H4TXV01 |
| E(U,C,M,H)1P36B | EFV08BC | 15.0 | 12.5 | 24,000 | 17,400 | 8.5 | 24,000 | 3.3 | 14,000 | 2.40 | 850 | 3/4 | 3/4 | 3/4 | H4TXV01 |
| E(U,M,H)1P29B | EFV08BC | 15.0 | 12.5 | 24,000 | 17,400 | 8.5 | 24,000 | 3.3 | 14,000 | 2.40 | 850 | 3/4 | 3/4 | 3/4 | H4TXV01 |
| E(U,C,M,H)1P29A | 80G1DF045AE12 | 14.5 | 12.0 | 24,000 | 17,400 | 8.5 | 22,600 | 3.3 | 14,000 | 2.40 | 850 | 3/4 | 3/4 | 3/4 | H4TXV01 |
| E(U,C,M,H)1P36A | 80G1DF045AE12 | 14.5 | 12.0 | 24,000 | 17,400 | 8.5 | 22,000 | 3.3 | 14,000 | 2.40 | 850 | 3/4 | 3/4 | 3/4 | H4TXV01 |
| E(U,C,M,H)1P29B | 80G1DF070BE12 | 14.0 | 12.0 | 24,000 | 17,400 | 8.5 | 22,600 | 3.3 | 14,000 | 2.40 | 850 | 3/4 | 3/4 | 3/4 | H4TXV01 |
| E(U,C,M,H)1P36B | 80G1DF070BE12 | 14.0 | 12.0 | 24,000 | 17,400 | 8.5 | 22,000 | 3.3 | 14,000 | 2.40 | 850 | 3/4 | 3/4 | 3/4 | H4TXV01 |
| E(U,C,M,H)1P29A | 80G1UH045AE12 | 14.5 | 12.0 | 24,000 | 17,400 | 8.5 | 22,600 | 3.3 | 14,000 | 2.40 | 850 | 3/4 | 3/4 | 3/4 | H4TXV01 |
| E(U,C,M,H)1P36A | 80G1UH045AE12 | 14.5 | 12.5 | 24,000 | 17,400 | 8.5 | 22,000 | 3.3 | 14,000 | 2.40 | 850 | 3/4 | 3/4 | 3/4 | H4TXV01 |
| E(U,C,M,H)1P29B | 80G1UH070BE12 | 14.0 | 12.0 | 24,000 | 17,400 | 8.5 | 22,600 | 3.3 | 14,000 | 2.40 | 850 | 3/4 | 3/4 | 3/4 | H4TXV01 |
| E(U,C,M,H)1P36B | 80G1UH070BE12 | 14.0 | 12.0 | 24,000 | 17,400 | 8.5 | 22,000 | 3.3 | 14,000 | 2.40 | 850 | 3/4 | 3/4 | 3/4 | H4TXV01 |
| E(U,C,M,H)1P36B | 80G2UH090BV16* | 14.5 | 12.5 | 24,000 | 17,400 | 8.5 | 22,000 | 3.3 | 14,000 | 2.40 | 850 | 3/4 | 3/4 | 3/4 | H4TXV01 |
| E(U,M,H)1P29B | 80G2UH090BV16* | 14.5 | 12.5 | 24,000 | 17,400 | 8.5 | 22,000 | 3.3 | 14,000 | 2.40 | 850 | 3/4 | 3/4 | 3/4 | H4TXV01 |
| E(U,C,M,H)1P29B | 95G2DF045BV12 | 14.5 | 12.5 | 24,000 | 17,400 | 8.5 | 22,600 | 3.3 | 14,000 | 2.40 | 850 | 3/4 | 3/4 | 3/4 | H4TXV01 |
| E(U,C,M,H)1P36B | 95G2DF045BV12 | 14.5 | 12.5 | 24,000 | 17,400 | 8.5 | 22,000 | 3.3 | 14,000 | 2.40 | 850 | 3/4 | 3/4 | 3/4 | H4TXV01 |
| E(U,C,M,H)1P29B | 95G1UH070BE12 | 14.0 | 12.0 | 24,000 | 17,400 | 8.5 | 22,600 | 3.3 | 14,000 | 2.40 | 850 | 3/4 | 3/4 | 3/4 | H4TXV01 |
| E(U,C,M,H)1P36B | 95G1UH070BE12 | 14.0 | 12.0 | 24,000 | 17,400 | 8.5 | 22,000 | 3.3 | 14,000 | 2.40 | 850 | 3/4 | 3/4 | 3/4 | H4TXV01 |
| E(U,C,M,H)1P29B | 95G2UH045BV12 | 14.5 | 12.5 | 24,000 | 17,400 | 8.5 | 22,600 | 3.3 | 14,000 | 2.40 | 850 | 3/4 | 3/4 | 3/4 | H4TXV01 |
| E(U,C,M,H)1P36B | 95G2UH045BV12 | 15.0 | 12.5 | 24,000 | 17,400 | 8.5 | 22,000 | 3.3 | 14,000 | 2.40 | 850 | 3/4 | 3/4 | 3/4 | H4TXV01 |
| E(U,C,M,H)1P29B | 95G2UH070BV12 | 15.0 | 12.5 | 24,000 | 17,400 | 8.5 | 22,000 | 3.3 | 14,000 | 2.40 | 850 | 3/4 | 3/4 | 3/4 | H4TXV01 |
| E(U,C,M,H)1P36B | 95G2UH070BV12 | 15.0 | 12.5 | 24,000 | 17,400 | 8.5 | 22,000 | 3.3 | 14,000 | 2.40 | 850 | 3/4 | 3/4 | 3/4 | H4TXV01 |
| E(U,C,M,H)1P36C | 95G2UH090CV12 | 15.0 | 12.5 | 24,000 | 17,400 | 8.5 | 22,000 | 3.3 | 14,000 | 2.40 | 850 | 3/4 | 3/4 | 3/4 | H4TXV01 |
| **4HP16LS136P** | | | | | | | | | | | | | | | |
| BCS2M36V00NA1P | | 15.0 | 12.5 | 35,000 | 25,400 | 8.5 | 36,000 | 3.3 | 22,000 | 2.40 | 1,310 | 7/8 | 7/8 | 7/8 | H4TXV01 |
| E(U,C,M,H)1P36B | EFV12BC | 15.0 | 12.5 | 35,000 | 25,400 | 8.5 | 36,000 | 3.3 | 22,000 | 2.40 | 1,310 | 7/8 | 7/8 | 7/8 | H4TXV01 |
| E(U,C,M,H)1P43B | EFV12BC | 15.0 | 12.5 | 35,000 | 25,400 | 8.5 | 36,000 | 3.3 | 22,000 | 2.40 | 1,310 | 7/8 | 7/8 | 7/8 | H4TXV01 |
| E(U,C,M,H)1P36B | 80G1DF090BE16 | 15.0 | 12.5 | 35,000 | 25,400 | 8.5 | 35,000 | 3.3 | 22,000 | 2.40 | 1,310 | 7/8 | 7/8 | 7/8 | H4TXV01 |
| E(U,C,M,H)1P43B | 80G1DF090BE16 | 15.0 | 12.5 | 35,000 | 25,400 | 8.5 | 35,000 | 3.3 | 22,000 | 2.40 | 1,310 | 7/8 | 7/8 | 7/8 | H4TXV01 |
| E(U,C,M,H)1P36B | 80G1UH090BE16 | 15.0 | 12.5 | 35,000 | 25,400 | 8.5 | 35,000 | 3.3 | 22,000 | 2.40 | 1,310 | 7/8 | 7/8 | 7/8 | H4TXV01 |
| E(U,C,M,H)1P43B | 80G1UH090BE16 | 15.0 | 12.5 | 35,000 | 25,400 | 8.5 | 35,000 | 3.3 | 22,000 | 2.40 | 1,310 | 7/8 | 7/8 | 7/8 | H4TXV01 |
| E(U,C,M,H)1P36B | 80G2UH090BV16* | 15.0 | 11.6 | 35,000 | 25,400 | 8.5 | 35,000 | 3.3 | 22,000 | 2.40 | 1,310 | 7/8 | 7/8 | 7/8 | H4TXV01 |
| E(U,C,M,H)1P36B | 95G1DF070BE16 | 14.5 | 12.0 | 35,000 | 25,400 | 8.5 | 35,000 | 3.3 | 22,000 | 2.40 | 1,310 | 7/8 | 7/8 | 7/8 | H4TXV01 |
| E(U,C,M,H)1P43B | 95G1DF070BE16 | 14.5 | 12.0 | 35,000 | 25,400 | 8.5 | 35,000 | 3.3 | 22,000 | 2.40 | 1,310 | 7/8 | 7/8 | 7/8 | H4TXV01 |
| E(U,C,M,H)1P36C | 95G1DF090CE16 | 15.0 | 12.5 | 35,000 | 25,400 | 8.5 | 35,000 | 3.3 | 22,000 | 2.40 | 1,310 | 7/8 | 7/8 | 7/8 | H4TXV01 |
| E(U,C,M,H)1P43C | 95G1DF090CE16 | 15.0 | 12.5 | 35,000 | 25,400 | 8.5 | 35,000 | 3.3 | 22,000 | 2.40 | 1,310 | 7/8 | 7/8 | 7/8 | H4TXV01 |
| E(U,C,M,H)1P36B | 95G2DF045BV12 | 15.0 | 12.0 | 35,000 | 25,400 | 8.5 | 35,000 | 3.3 | 22,000 | 2.40 | 1,310 | 7/8 | 7/8 | 7/8 | H4TXV01 |
| E(U,C,M,H)1P43B | 95G2DF045BV12 | 15.0 | 12.0 | 35,000 | 25,400 | 8.5 | 35,000 | 3.3 | 22,000 | 2.40 | 1,310 | 7/8 | 7/8 | 7/8 | H4TXV01 |
| E(U,C,M,H)1P36B | 95G2DF070BV16 | 15.0 | 12.0 | 35,000 | 25,400 | 8.5 | 35,000 | 3.3 | 22,000 | 2.40 | 1,310 | 7/8 | 7/8 | 7/8 | H4TXV01 |
| E(U,C,M,H)1P43B | 95G2DF070BV16 | 15.0 | 12.0 | 35,000 | 25,400 | 8.5 | 35,000 | 3.3 | 22,000 | 2.40 | 1,310 | 7/8 | 7/8 | 7/8 | H4TXV01 |
| E(U,C,M,H)1P36C | 95G2DF090CV20 | 15.0 | 12.5 | 35,000 | 25,400 | 8.5 | 35,000 | 3.3 | 22,000 | 2.40 | 1,310 | 7/8 | 7/8 | 7/8 | H4TXV01 |
| E(U,C,M,H)1P43C | 95G2DF090CV20 | 15.5 | 12.5 | 35,000 | 25,400 | 8.5 | 35,000 | 3.3 | 22,000 | 2.40 | 1,310 | 7/8 | 7/8 | 7/8 | H4TXV01 |
| E(U,C,M,H)1P36C | 95G2DF110CV20 | 15.0 | 12.5 | 35,000 | 25,400 | 8.5 | 35,000 | 3.3 | 22,000 | 2.40 | 1,310 | 7/8 | 7/8 | 7/8 | H4TXV01 |
| E(U,C,M,H)1P43C | 95G2DF110CV20 | 15.5 | 12.5 | 35,000 | 25,400 | 8.5 | 35,000 | 3.3 | 22,000 | 2.40 | 1,310 | 7/8 | 7/8 | 7/8 | H4TXV01 |
| E(U,C,M,H)1P36C | 95G1UH090CE16 | 15.0 | 12.5 | 35,000 | 25,400 | 8.5 | 35,000 | 3.3 | 22,000 | 2.40 | 1,310 | 7/8 | 7/8 | 7/8 | H4TXV01 |
| E(U,C,M,H)1P43C | 95G1UH090CE16 | 15.0 | 12.5 | 35,000 | 25,400 | 8.5 | 35,000 | 3.3 | 22,000 | 2.40 | 1,310 | 7/8 | 7/8 | 7/8 | H4TXV01 |
| E(U,C,M,H)1P36B | 95G2UH045BV12 | 15.0 | 12.5 | 35,000 | 25,400 | 8.5 | 35,000 | 3.3 | 22,000 | 2.40 | 1,310 | 7/8 | 7/8 | 7/8 | H4TXV01 |
| E(U,C,M,H)1P43B | 95G2UH045BV12 | 15.0 | 12.0 | 35,000 | 25,400 | 8.5 | 35,000 | 3.3 | 22,000 | 2.40 | 1,310 | 7/8 | 7/8 | 7/8 | H4TXV01 |
| E(U,C,M,H)1P36B | 95G2UH070BV12 | 15.0 | 12.0 | 35,000 | 25,400 | 8.5 | 35,000 | 3.3 | 22,000 | 2.40 | 1,310 | 7/8 | 7/8 | 7/8 | H4TXV01 |
| E(U,C,M,H)1P43B | 95G2UH070BV12 | 15.0 | 12.0 | 35,000 | 25,400 | 8.5 | 35,000 | 3.3 | 22,000 | 2.40 | 1,310 | 7/8 | 7/8 | 7/8 | H4TXV01 |
| E(U,C,M,H)1P36C | 95G2UH090CV12 | 15.0 | 12.5 | 35,000 | 25,400 | 8.5 | 35,000 | 3.3 | 22,000 | 2.40 | 1,310 | 7/8 | 7/8 | 7/8 | H4TXV01 |
| E(U,C,M,H)1P43C | 95G2UH090CV12 | 15.5 | 12.5 | 35,000 | 25,400 | 8.5 | 35,000 | 3.3 | 22,000 | 2.40 | 1,310 | 7/8 | 7/8 | 7/8 | H4TXV01 |
| E(U,C,M,H)1P36C | 95G2UH090CV20 | 15.0 | 12.5 | 35,000 | 25,400 | 8.5 | 35,000 | 3.3 | 22,000 | 2.40 | 1,310 | 7/8 | 7/8 | 7/8 | H4TXV01 |
| E(U,C,M,H)1P43C | 95G2UH090CV20 | 15.5 | 12.5 | 35,000 | 25,400 | 8.5 | 35,000 | 3.3 | 22,000 | 2.40 | 1,310 | 7/8 | 7/8 | 7/8 | H4TXV01 |

* All liquid lines an connections are 3/8".

***Continued on the Following Page***

***Continued from the Previous Page***

| Indoor Model | | Cooling | | | | Heating | | | | | CFM | Refrigerant Connection* | | Refrig. Line | Indoor Exp. |
|---|---|---|---|---|---|---|---|---|---|---|---|---|---|---|---|
| Evaporator Coil or Air Handler | Furnace | SEER | EER | AHRI Rated Cap. | Sens. Cap. | HSPF | 47° | | 17° | | | Outdoor Suction | Indoor Suction | Size* Suction | Valve TXV |
| | | | | | | | Btuh | COP | Btuh | COP | | | | | |
| **4HP16LS148P Continued** | | | | | | | | | | | | | | | |
| BCS2M48V00NA1P | | 16.0 | 12.5 | 47,000 | 33,500 | 8.5 | 46,000 | 3.2 | 29,000 | 2.40 | 1,600 | 7/8 | 7/8 | 7/8 | H4TXV02 |
| E(U,C,H)1P49C | EFV16CC | 14.5 | 11.5 | 46,500 | 33,100 | 8.0 | 46,000 | 3.0 | 29,000 | 2.00 | 1,600 | 7/8 | 7/8 | 7/8 | H4TXV02 |
| E(U,C,H)1P62C | EFV16CC | 14.5 | 12.0 | 46,500 | 33,100 | 8.0 | 46,000 | 3.0 | 29,000 | 2.00 | 1,600 | 7/8 | 7/8 | 7/8 | H4TXV02 |
| E(U,C,H)1P49C | 80G1DF110CE20 | 14.0 | 12.0 | 47,000 | 33,500 | 8.5 | 46,500 | 3.3 | 29,000 | 2.40 | 1,600 | 7/8 | 7/8 | 7/8 | H4TXV02 |
| E(U,C,H)1P62C | 80G1DF110CE20 | 14.0 | 12.0 | 47,000 | 33,500 | 8.5 | 46,500 | 3.3 | 29,000 | 2.40 | 1,600 | 7/8 | 7/8 | 7/8 | H4TXV02 |
| E(U,C,H)1P49C | 80G1UH090CE20 | 14.5 | 12.0 | 47,000 | 33,500 | 8.5 | 46,500 | 3.3 | 29,000 | 2.40 | 1,600 | 7/8 | 7/8 | 7/8 | H4TXV02 |
| E(U,C,H)1P62C | 80G1UH090CE20 | 14.5 | 12.0 | 47,000 | 33,500 | 8.5 | 46,500 | 3.3 | 29,000 | 2.40 | 1,600 | 7/8 | 7/8 | 7/8 | H4TXV02 |
| E(U,C,H)1P49C | 80G1UH110CE20 | 14.5 | 12.0 | 47,000 | 33,500 | 8.5 | 46,500 | 3.3 | 29,000 | 2.40 | 1,600 | 7/8 | 7/8 | 7/8 | H4TXV02 |
| E(U,C,H)1P62C | 80G1UH110CE20 | 14.5 | 12.0 | 47,000 | 33,500 | 8.5 | 46,500 | 3.3 | 29,000 | 2.40 | 1,600 | 7/8 | 7/8 | 7/8 | H4TXV02 |
| E(U,C,H)1P49C | 80G2UH110CV20* | 15.0 | 12.0 | 47,000 | 33,500 | 8.5 | 46,500 | 3.3 | 29,000 | 2.40 | 1,600 | 7/8 | 7/8 | 7/8 | H4TXV02 |
| E(U,C,H)1P62C | 80G2UH110CV20* | 15.0 | 12.0 | 47,000 | 33,500 | 8.5 | 46,500 | 3.3 | 29,000 | 2.40 | 1,600 | 7/8 | 7/8 | 7/8 | H4TXV02 |
| E(U,C,H)1P49C | 95G1DF110CE20 | 14.0 | 12.0 | 47,000 | 33,500 | 8.5 | 46,500 | 3.3 | 29,000 | 2.40 | 1,600 | 7/8 | 7/8 | 7/8 | H4TXV02 |
| E(U,C,H)1P62C | 95G1DF110CE20 | 14.0 | 12.0 | 47,000 | 33,500 | 8.5 | 46,500 | 3.3 | 29,000 | 2.40 | 1,600 | 7/8 | 7/8 | 7/8 | H4TXV02 |
| E(U,C,H)1P49C | 95G2DF090CV20 | 14.5 | 11.5 | 47,000 | 33,500 | 8.5 | 46,500 | 3.3 | 29,000 | 2.40 | 1,600 | 7/8 | 7/8 | 7/8 | H4TXV02 |
| E(U,C,H)1P62C | 95G2DF090CV20 | 15.0 | 11.5 | 47,000 | 33,500 | 8.5 | 46,500 | 3.3 | 29,000 | 2.40 | 1,600 | 7/8 | 7/8 | 7/8 | H4TXV02 |
| E(U,C,H)1P49C | 95G2DF110CV20 | 15.0 | 11.5 | 47,000 | 33,500 | 8.5 | 46,500 | 3.3 | 29,000 | 2.40 | 1,600 | 7/8 | 7/8 | 7/8 | H4TXV02 |
| E(U,C,H)1P62C | 95G2DF110CV20 | 15.0 | 11.5 | 47,000 | 33,500 | 8.5 | 46,500 | 3.3 | 29,000 | 2.40 | 1,600 | 7/8 | 7/8 | 7/8 | H4TXV02 |
| E(U,C,H)1P49C | 95G1UH110CE20 | 14.0 | 12.0 | 47,000 | 33,500 | 8.5 | 46,500 | 3.3 | 29,000 | 2.40 | 1,600 | 7/8 | 7/8 | 7/8 | H4TXV02 |
| E(U,C,H)1P62C | 95G1UH110CE20 | 14.0 | 12.0 | 47,000 | 33,500 | 8.5 | 46,500 | 3.3 | 29,000 | 2.40 | 1,600 | 7/8 | 7/8 | 7/8 | H4TXV02 |
| E(U,C,H)1P49C | 95G2UH090CV20 | 15.0 | 11.5 | 47,000 | 33,500 | 8.5 | 46,500 | 3.3 | 29,000 | 2.40 | 1,600 | 7/8 | 7/8 | 7/8 | H4TXV02 |
| E(U,C,H)1P62C | 95G2UH090CV20 | 15.0 | 11.5 | 47,000 | 33,500 | 8.5 | 46,500 | 3.3 | 29,000 | 2.40 | 1,600 | 7/8 | 7/8 | 7/8 | H4TXV02 |
| E(U,C,H)1P49C | 95G2UH110CV20 | 15.0 | 11.5 | 47,000 | 33,500 | 8.5 | 46,500 | 3.3 | 29,000 | 2.40 | 1,600 | 7/8 | 7/8 | 7/8 | H4TXV02 |
| E(U,C,H)1P62C | 95G2UH110CV20 | 15.0 | 11.5 | 47,000 | 33,500 | 8.5 | 46,500 | 3.3 | 29,000 | 2.40 | 1,600 | 7/8 | 7/8 | 7/8 | H4TXV02 |
| **4HP16LS160P** | | | | | | | | | | | | | | | |
| BCS2M60V00NA1P | | 15.0 | 12.5 | 59,000 | 43,000 | 8.5 | 59,000 | 3.3 | 35,000 | 2.40 | 1,920 | 7/8 | 7/8 | 1-1/8 | H4TXV03 |
| E(U,C,H)1P62D | EFV20DC | 14.5 | 11.5 | 59,000 | 43,000 | 8.0 | 59,000 | 3.3 | 35,000 | 2.40 | 1,920 | 7/8 | 7/8 | 1-1/8 | H4TXV03 |
| E(U,C,H)1P62C | 80G1UH090CE20 | 14.5 | 11.0 | 59,000 | 43,000 | 8.5 | 59,000 | 3.3 | 35,000 | 2.40 | 1,920 | 7/8 | 7/8 | 1-1/8 | H4TXV03 |
| E(U,C,H)1P62C | 80G1UH110CE20 | 14.5 | 11.0 | 59,000 | 43,000 | 8.5 | 59,000 | 3.3 | 35,000 | 2.40 | 1,920 | 7/8 | 7/8 | 1-1/8 | H4TXV03 |
| E(U,C,H)1P62C | 80G2UH110CV20* | 14.5 | 11.4 | 59,000 | 43,000 | 8.5 | 59,000 | 3.3 | 35,000 | 2.40 | 1,920 | 7/8 | 7/8 | 1-1/8 | H4TXV03 |
| E(U,C,H)1P62D | 80G2UH135DV20* | 14.7 | 11.4 | 59,000 | 43,000 | 8.5 | 59,000 | 3.3 | 35,000 | 2.40 | 1,920 | 7/8 | 7/8 | 1-1/8 | H4TXV03 |
| E(U,C,H)1P62C | 95G1DF110CE20 | 14.0 | 11.0 | 59,000 | 43,000 | 8.5 | 59,000 | 3.3 | 35,000 | 2.40 | 1,920 | 7/8 | 7/8 | 1-1/8 | H4TXV03 |
| E(U,C,H)1P62C | 95G2DF090CV20 | 14.5 | 11.4 | 59,000 | 43,000 | 8.5 | 59,000 | 3.3 | 35,000 | 2.40 | 1,920 | 7/8 | 7/8 | 1-1/8 | H4TXV03 |
| E(U,C,H)1P62C | 95G2DF110CV20 | 15.0 | 11.4 | 59,000 | 43,000 | 8.5 | 59,000 | 3.3 | 35,000 | 2.40 | 1,920 | 7/8 | 7/8 | 1-1/8 | H4TXV03 |
| E(U,C,H)1P62C | 95G1UH110CE20 | 14.0 | 11.0 | 59,000 | 43,000 | 8.5 | 59,000 | 3.3 | 35,000 | 2.40 | 1,920 | 7/8 | 7/8 | 1-1/8 | H4TXV03 |
| E(U,C,H)1P62D | 95G1UH135DE20 | 14.0 | 11.0 | 59,000 | 43,000 | 8.5 | 59,000 | 3.3 | 35,000 | 2.40 | 1,920 | 7/8 | 7/8 | 1-1/8 | H4TXV03 |
| E(U,C,H)1P62C | 95G2UH090CV20 | 15.0 | 11.4 | 59,000 | 43,000 | 8.5 | 59,000 | 3.3 | 35,000 | 2.40 | 1,920 | 7/8 | 7/8 | 1-1/8 | H4TXV03 |
| E(U,C,H)1P62C | 95G2UH110CV20 | 15.0 | 11.4 | 59,000 | 43,000 | 8.5 | 59,000 | 3.3 | 35,000 | 2.40 | 1,920 | 7/8 | 7/8 | 1-1/8 | H4TXV03 |
| E(U,C,H)1P62D | 95G2UH135DV20 | 15.0 | 11.4 | 59,000 | 43,000 | 8.5 | 59,000 | 3.3 | 35,000 | 2.40 | 1,920 | 7/8 | 7/8 | 1-1/8 | H4TXV03 |

* All liquid lines and connections are 3/8"

# 4SHP14LE Enhanced Heat Pumps

## 14 SEER, R-410A, Split System



### Compressor

- High-efficiency scroll compressor
- R-410A refrigerant
- Grommet-mounted compressor for quiet operation
- Heavy-duty compressor sound blanket for quiet operation

### Cabinet

- Full metal louvered panel coil guard protection
- Controls located in corner post for easy installation and service
- Baked polyester paint finish over galvanized steel for maximum durability
- PVC-coated wire fan discharge grille

### Coil

- Enhanced aluminum fins and copper tubing for high efficiency and capacity
- Raised coil prevents debris from collecting in bottom of coil and causing loss of airflow

### Components

- Full metal louvered panels remove with just two screws per panel for easy coil cleaning and service
- Bi-directional filter drier for long-lasting durability and system protection
- Discharge muffler for quiet operation
- Reliable, solid state, time-initiated temperature terminated defrost system
- Low pressure switch for loss of charge system protection
- Defrost control has short cycle protection to protect the compressor with field selectable 30/60/90 minute defrost cycle

### Warranties*

- 10 year limited warranty on compressor
- 10 year limited warranty on all parts
- ARI certified
- UL listed

* On-line registration required within 60 days of installation. Warranty terms will be impacted if registration not completed on time. See warranty certificate for complete details.

### Heat Pumps

**Prices Available on Request**

| Dimensions H x W x D (In.) | STD PKG | U/M | BERCOR NUMBER | DESCRIPTION |
|---|---|---|---|---|
| 37-3/4 x 29-1/4 x 31-1/4 | 1 | EA | 63556 | 4SHP14LE118P 14 SEER 208/230V 1PH HEAT PUMP R410A |
| 37-3/4 x 29-1/4 x 31-1/4 | 1 | EA | 63557 | 4SHP14LE124P 14 SEER 208/230V 1PH HEAT PUMP R410A |
| 37-3/4 x 29-1/4 x 31-1/4 | 1 | EA | 63561 | 4SHP14LE130P 14 SEER 208/230V 1PH HEAT PUMP R410A |
| 33-3/4 x 29-1/4 x 31-1/4 | 1 | EA | 63565 | 4SHP14LE136P 14 SEER 208/230V 1PH HEAT PUMP R410A |
| 37.75 x 35.75 x 37.75 | 1 | EA | 63566 | 4SHP14LE142P 14 SEER 208/230V 1PH HEAT PUMP R410A |
| 37.75 x 35.75 x 37.75 | 1 | EA | 63574 | 4SHP14LE148P 14 SEER 208/230V 1PH HEAT PUMP R410A |
| 43.75 x 35.75 x 37.75 | 1 | EA | 63585 | 4SHP14LE160P 14 SEER 208/230V 1PH HEAT PUMP R410A |

### Accessories

| Used With | STD PKG | U/M | BERCOR NUMBER | DESCRIPTION |
|---|---|---|---|---|
| All SHP14 Models | 1 | EA | 60848 | AFOSL500-1 FOSSIL FUEL KIT |
| All SHP14 Models | 1 | EA | 61702 | 45F08 T6-1469 LOW AMBIENT KIT |
| 4SHP14LE118, 24, 30 | 1 | EA | 67837 | H4TXV01-1 R-410A EXPANSION VALVE |
| 4SHP14LE136, 42, 48 | 1 | EA | 67838 | H4TXV02-1 R-410A EXPANSION VALVE |
| 4SHP14LE160 | 1 | EA | 67839 | H4TXV03-1 R-410A EXPANSION VALVE |

# 4SHP14LE Heat Pump Performance Ratings

## with Evaporator Coil

| Outdoor Model | Indoor Model | Cooling | | | | Heating | | | | | CFM | Refrigerant Connection | | | | Refrig. Line Size | | Indoor Expansion Device | |
|---|---|---|---|---|---|---|---|---|---|---|---|---|---|---|---|---|---|---|---|
| | | | | | | | 47° | | 17° | | | Outdoor | | Indoor | | | | | |
| | Evap. Coil[3] | SEER | EER | AHRI Rated Capacity[1] BTUH | Sensible Capacity BTUH | HSPF | Btuh | COP | Btuh | COP | | Suction | Liquid | Suction | Liquid | Suction | Liquid | Piston[2] | TXV |
| 4SHP14L*118P-7 | E*1P23A+H4TXV01 | 14.0 | 12.0 | 18,000 | 13,200 | 8.2 | 17,000 | 3.50 | 10,000 | 2.30 | 650 | 3/4 | 3/8 | 3/4 | 3/8 | 3/4 | 3/8 | NA | H4TXV01 |
| 4SHP14L*124P-7 | E*1P24(A,B)+H4TXV01+TDR | 14.0 | 11.5 | 23,400 | 17,000 | 8.2 | 21,600 | 3.40 | 14,000 | 2.30 | 850 | 3/4 | 3/8 | 3/4 | 3/8 | 3/4 | 3/8 | | |
| | E*1P29(A,B)+H4TXV01+TDR | 14.0 | 11.5 | 23,400 | 17,000 | 8.2 | 21,600 | 3.40 | 14,000 | 2.30 | 850 | 3/4 | 3/8 | 3/4 | 3/8 | 3/4 | 3/8 | | |
| 4SHP14L*130P-7 | E*1P43(B,C)+H4TXV02+TDR | 14.0 | 11.5 | 28,000 | 20,300 | 8.2 | 25,000 | | 15,000 | | 1050 | 3/4 | 3/8 | 3/4 | 3/8 | 3/4 | 3/8 | | H4TXV02 |
| 4SHP14L*136P-7 | E*1P43B+H4TXV02 | 14.0 | 12.0 | 34,000 | 25,100 | 8.2 | 33800 | 3.50 | 21,800 | 2.50 | 1250 | 7/8 | 3/8 | 3/4 | 3/8 | 7/8 | 3/8 | | |
| | E*1P49C+H4TXV02 | 14.0 | 12.0 | 34,000 | 25,100 | 8.2 | 33800 | 3.50 | 21,800 | 2.50 | 1250 | 7/8 | 3/8 | 7/8 | 3/8 | 7/8 | 3/8 | | |
| 4SHP14L*142P-7 | E*1P49C+H4TXV02+TDR | 14.0 | 12.0 | 41000 | 30,200 | 8.2 | 40000 | 3.50 | 27,800 | 2.40 | 1400 | 7/8 | 3/8 | 7/8 | 3/8 | 7/8 | 3/8 | | |
| | E*1P62D+H4TXV02+TDR | 14.0 | 12.0 | 41000 | 30,200 | 8.2 | 40000 | 3.50 | 28,800 | 2.40 | 1400 | 7/8 | 3/8 | 7/8 | 3/8 | 7/8 | 3/8 | | |
| 4SHP14L*148P-7 | E*1P49C+H4TXV02+TDR | 14.0 | 12.0 | 47000 | 34,600 | 8.2 | 46000 | 3.40 | 29,600 | 2.50 | 1600 | 7/8 | 3/8 | 7/8 | 3/8 | 7/8 | 3/8 | | |
| | E*1P62D+H4TXV02+TDR | 14.0 | 12.0 | 47000 | 34,600 | 8.2 | 46000 | 3.40 | 29,600 | 2.50 | 1600 | 7/8 | 3/8 | 7/8 | 3/8 | 7/8 | 3/8 | | |
| 4SHP14L*160P-7 | E*1P62C+H4TXV03+TDR | 14.0 | 12.0 | 57000 | 42,100 | 8.2 | 55000 | 3.40 | 36,000 | 2.50 | 1900 | 7/8 | 3/8 | 7/8 | 3/8 | 1 1/8 | 3/8 | | H4TXV03 |
| | E*1P62D+H4TXV03+TDR | 14.0 | 12.0 | 57000 | 42,100 | 8.2 | 55000 | 3.40 | 36,000 | 2.50 | 1900 | 7/8 | 3/8 | 7/8 | 3/8 | 1 1/8 | 3/8 | | |

# 4SHP14LB Heat Pumps

## 14 SEER, R-410A, Split System



### Compressor

- High efficiency scroll compressor
- Grommet mounted compressor for quiet operation
- Protected against high temperature motor overload conditions

### Cabinet

- Full metal louvered panel coil guard protection that is easily removed for coil cleaning
- Controls located in corner post for easy installation and service
- Baked polyester paint finish over galvanized steel for maximum durability
- PVC-coated wire fan discharge grille
- External gauge ports for easy service
- Raised base pan with ports allows for water and debris drainage

### Components

- Filter drier shipped loose for installation flexibility
- Discharge muffler for quiet operation
- High pressure switch
- Reliable, solid-state, time-initiated, temperature-terminated defrost system
- Low pressure switch for loss of charge protection
- Defrost control has short cycle protection to protect the compressor with field selectable 30/60/90 minute defrost cycle
- Defrost control is Quiet Shift™ capable

### Warranties

- 10 year limited warranty on compressor
- 5 year limtied warranty on all parts
- 10 year warranty with registration of system
- Extended warranty available

**Heat Pumps** **Prices Available on Request**

| Dimensions H x W x D (In) | STD PKG | U/M | BERCOR NUMBER | DESCRIPTION |
|---|---|---|---|---|
| 37-3/4 x 29-1/4 x 31-1/4 | 1 | EA | 85917 | 4SHP14LB118P 14 SEER 208/230V 1PH HEAT PUMP |
| 37-3/4 x 29-1/4 x 31-1/4 | 1 | EA | 85918 | 4SHP14LB124P 14 SEER 208/230V 1PH HEAT PUMP |
| 37-3/4 x 29-1/4 x 31-1/4 | 1 | EA | 85919 | 4SHP14LB130P 14 SEER 208/230V 1PH HEAT PUMP |
| 33-3/4 x 29-1/4 x 31-1/4 | 1 | EA | 85920 | 4SHP14LB136P 14 SEER 208/230V 1PH HEAT PUMP |
| 37-3/4 x 37-3/4 x 35-3/4 | 1 | EA | 85921 | 4SHP14LB142P 14 SEER 208/230V 1PH HEAT PUMP |
| 37-3/4 x 37-3/4 x 35-3/4 | 1 | EA | 85922 | 4SHP14LB148P 14 SEER 208/230V 1PH HEAT PUMP |
| 43-3/4 x 35-3/4 x 37-3/4 | 1 | EA | 85923 | 4SHP14LB160P 14 SEER 208/230V 1PH HEAT PUMP |

# 4SHP14LB Heat Pump Performance Ratings

**with Evaporator Coil**

| Outdoor Model | Indoor Model | Cooling | | | | Heating | | | | | CFM | Refrigerant Connection | | | | Refrig. Line Size | | Indoor Expansion Device | |
|---|---|---|---|---|---|---|---|---|---|---|---|---|---|---|---|---|---|---|---|
| | Evap. Coil[3] | SEER | EER | AHRI Rated Capacity[1] BTUH | Sensible Capacity BTUH | HSPF | 47° | | 17° | | | Outdoor | | Indoor | | | | | |
| | | | | | | | Btuh | COP | Btuh | COP | | Suction | Liquid | Suction | Liquid | Suction | Liquid | Piston[2] | TXV |
| 4SHP14L*118P-7 | E*1P23A+H4TXV01 | 14.0 | 12.0 | 18,000 | 13,200 | 8.2 | 17,000 | 3.50 | 10,000 | 2.30 | 650 | 3/4 | 3/8 | 3/4 | 3/8 | 3/4 | 3/8 | N/A | H4TXV01 |
| 4SHP14L*124P-7 | E*1P24(A,B)+H4TXV01+TDR | 14.0 | 11.5 | 23,400 | 17,000 | 8.2 | 21,600 | 3.40 | 14,000 | 2.30 | 850 | 3/4 | 3/8 | 3/4 | 3/8 | 3/4 | 3/8 | | |
| | E*1P29(A,B)+H4TXV01+TDR | 14.0 | 11.5 | 23,400 | 17,000 | 8.2 | 21,600 | 3.40 | 14,000 | 2.30 | 850 | 3/4 | 3/8 | 3/4 | 3/8 | 3/4 | 3/8 | | |
| 4SHP14L*130P-7 | E*1P43(B,C)+H4TXV02+TDR | 14.0 | 11.5 | 28,000 | 20,3000 | 8.2 | 25,000 | | 15,000 | | 1050 | 3/4 | 3/8 | 3/4 | 3/8 | 3/4 | 3/8 | | H4TXV02 |
| 4SHP14L*136P-7 | E*1P43B+H4TXV02 | 14.0 | 12.0 | 34,000 | 25,100 | 8.2 | 33800 | 3.50 | 21,800 | 2.50 | 1250 | 7/8 | 3/8 | 3/4 | 3/8 | 7/8 | 3/8 | | |
| | E*1P49C+H4TXV02 | 14.0 | 12.0 | 34,000 | 25,100 | 8.2 | 33800 | 3.50 | 21,800 | 2.50 | 1250 | 7/8 | 3/8 | 7/8 | 3/8 | 7/8 | 3/8 | | |
| 4SHP14L*142P-7 | E*1P49C+H4TXV02+TDR | 14.0 | 12.0 | 41000 | 30,200 | 8.2 | 40000 | 3.50 | 27,800 | 2.40 | 1400 | 7/8 | 3/8 | 7/8 | 3/8 | 7/8 | 3/8 | | |
| | E*1P62D+H4TXV02+TDR | 14.0 | 12.0 | 41000 | 30,200 | 8.2 | 40000 | 3.50 | 28,800 | 2.40 | 1400 | 7/8 | 3/8 | 7/8 | 3/8 | 7/8 | 3/8 | | |
| 4SHP14L*148P-7 | E*1P49C+H4TXV02+TDR | 14.0 | 12.0 | 47000 | 34,600 | 8.2 | 46000 | 3.40 | 29,600 | 2.50 | 1600 | 7/8 | 3/8 | 7/8 | 3/8 | 7/8 | 3/8 | | |
| | E*1P62D+H4TXV02+TDR | 14.0 | 12.0 | 47000 | 34,600 | 8.2 | 46000 | 3.40 | 29,600 | 2.50 | 1600 | 7/8 | 3/8 | 7/8 | 3/8 | 7/8 | 3/8 | | |
| 4SHP14L*160P-7 | E*1P62C+H4TXV03+TDR | 14.0 | 12.0 | 57000 | 42,100 | 8.2 | 55000 | 3.40 | 36,000 | 2.50 | 1900 | 7/8 | 3/8 | 7/8 | 3/8 | 1 1/8 | 3/8 | | H4TXV03 |
| | E*1P62D+H4TXV03+TDR | 14.0 | 12.0 | 57000 | 42,100 | 8.2 | 55000 | 3.40 | 36,000 | 2.50 | 1900 | 7/8 | 3/8 | 7/8 | 3/8 | 1 1/8 | 3/8 | | |

# Orifices for Heat Pumps

## For SHP10A/B and SHP12A/B

| STD PKG | U/M | BERCOR NUMBER | DESCRIPTION | PC-1 EACH |
|---|---|---|---|---|
| 1 | EA | 61095 | 10W95 R39332B055 .055 ORIFICE R39332B055 | |
| 1 | EA | 61097 | 98M13 R39332B070 .070 100484-19 ORIFICE R39332B070 | |
| 1 | EA | 61098 | 10W83 100484-17 .068 100484-17 KIT ORIFICE | |
| 1 | EA | 61099 | 10W82 100484-11 .061 ORIFICE | |
| 1 | EA | 61101 | 11W04 100484-26 .078 ORIFICE R39332B078 | |
| 1 | EA | 61102 | 11W01 100484-20 .071 ORIFICE | |
| 1 | EA | 61103 | 97M77 100484-23 .074 ORIFICE | |
| 1 | EA | 61104 | 11W11 100484-40 .093 ORIFICE R39332B093 | |
| 1 | EA | 61106 | 97M74 100484-06 .053 ORIFICE R39332B053 | |
| 1 | EA | 61107 | 10W99 100484-15 .065 ORIFICE R39332B065 | |
| 1 | EA | 61108 | 11W02 100484-22 .073 ORIFICE R39332B073 | |
| 1 | EA | 61109 | 97M78 100484-24 .076 ORIFICE R39332B076 | |
| 1 | EA | 61110 | 10W86 100484-28 .080 ORIFICE R39332B080 | |
| 1 | EA | 61111 | 10W87 100484-32 .084 ORIFICE R39332B084 | |

# BCE4 Variable Speed, Enhanced Air Handlers



## Application
- 2 to 5 tons
- Upflow, horizontal, and downflow capable
- Sequenced for demand management
- External access to heater circuit breakers

## Installation
- Shipped in one piece, but may be disassembled into two seperate pieces for ease of installation
- Multiposition - Factory ready for upflow, downflow, horizontal left/right applications
- No external screw heads on the sides to insure a tight fit.

## Cabinet
- Thick fiberglass insulation
- Filter rack built into every air handler
- Microban antimicrobial drain pans protect from mold, mildew, and other harmful microbes
- Thick rubber gaskets between each section insure tight seal

## Components
- Efficient ECM variable speed motors
- Field-installed 5-20 kW electric heat kits with easy plug connections
- Built-in indoor time delay
- Sleeves on distributor tubing for protection

## Controls
- Communicating control enabled
- Thermostat flexibility: works with Comfort T-Stat or a conventional 24V T-Stat
- Self diagnostics saves last 10 fault codes regardless of power interruption

## Warranty
- 10 year limited parts warranty when applied with a system

## Specifications

| Model No. | Voltage/ Hz/Phase | Max. Elec. Heat Available (kW) | Transformer Size | Filter Size (In.) | Refrigerant Connections (IDS) | | Metering Device | Weight (Lbs.) |
|---|---|---|---|---|---|---|---|---|
| | | | | | Suction (In.) | Liquid (In.) | | |
| BCE4M24 | 208-230/60/1 | 9 | 70 VA | 15 x 20 | 5/8 | 3/8 | TXV | 126 |
| BCE4M30 | 208-230/60/1 | 15 | 70 VA | 20 x 20 | 3/4 | 3/8 | TXV | 152 |
| BCE4M36 | 208-230/60/1 | 20 | 70 VA | 20 x 20 | 3/4 | 3/8 | TXV | 160 |
| BCE4M48 | 208-230/60/1 | 20 | 70 VA | 20 x 24 | 7/8 | 3/8 | TXV | 201 |
| BCE4M60 | 208-230/60/1 | 20 | 70 VA | 20 x 24 | 7/8 | 3/8 | TXV | 201 |

## Dimensions

| Model No. | Height (In.) | Depth (In.) | Width (In.) | Supply Duct Opening (In.) | | Return Duct Opening (In.) | |
|---|---|---|---|---|---|---|---|
| | | | | Depth | Width | Depth | Width |
| BCE4M24 | 45-1/4 | 20-5/8 | 16-1/4 | 16-1/4 | 14-3/4 | 19 | 15 |
| BCE4M30 | 49-1/4 | 20-5/8 | 21-1/4 | 21-1/4 | 19-3/4 | 19 | 20 |
| BCE4M36 | 51 | 22-5/8 | 21-1/4 | 21-1/4 | 19-3/4 | 21 | 20 |
| BCE4M48-60 | 58-1/2 | 24-7/8 | 21-1/4 | 21-1/4 | 19-3/4 | 23 | 20 |

## Air Handlers

**Prices Available on Request**

| STD PKG | U/M | BERCOR NUMBER | DESCRIPTION |
|---|---|---|---|
| 1 | EA | 85645 | BCE4M24S00NA4X 2T MULTI-POSITION AIR HANDLER COMMUNICATING |
| 1 | EA | 85646 | BCE4M30S00NA4X 2.5T MULTI-POSITION AIR HANDLER COMMUNICATING |
| 1 | EA | 85647 | BCE4M36S00NA4X 3T MULTI-POSITION AIR HANDLER COMMUNICATING |
| 1 | EA | 85648 | BCE4M48S00NA4X 4T MULTI-POSITION AIR HANDLER COMMUNICATING |
| 1 | EA | 85649 | BCE4M60S00NA4X 5T MULTI-POSITION AIR HANDLER COMMUNICATING |

## Accessories

| STD PKG | U/M | BERCOR NUMBER | DESCRIPTION |
|---|---|---|---|
| 1 | EA | 84643 | 1.851399 COMFORTSYNC ZONING PANEL |
| 1 | EA | 84644 | 1.851400 COMFORTSYNC ZONING SENSOR |
| 1 | EA | 84623 | COMFORTSYNC WI-FI COMMUNICATING THERMOSTAT |
| 1 | EA | 85656 | AEHK05CB-1 5KW ELECTRIC HEATER W/BREAKER |
| 1 | EA | 85657 | AEHK09CB-1 9KW ELECTRIC HEATER W/BREAKER |
| 1 | EA | 85658 | AEHK15CB-1 15KW ELECTRIC HEATER W/BREAKER |
| 1 | EA | 85659 | AEHK20CB-1 20KW ELECTRIC HEATER W/BREAKER |

# BCE3E Multiposition Air Handlers

## Constant Torque Blower Motor



### Application
- 1-1/2 to 5 ton sizes
- Upflow and horizontal
- Sequenced for demand management
- External access to heater circuit breakers

### Installation
- 1 piece design for easier installation
- Multiposition: upflow/horizontal left/right
- Slide-out blower assembly
- Approved for use in manufactured housing and mobile homes

### Cabinet
- Foil faced insulation
- Painted, heavy-gauge galvanized cabinet
- Filter rack built into every air handler
- High-strength, UV- and heat-resistant plastic drain pan for corrosion resistance
- Microban® antimicrobial built in to drain pan to resist mold and mildew growth a
- 2% or less air leakage

### Components
- Constant torque blower motor
- Standard transformer and blower relay
- Field-installed 2.5-20 kW electric heat kits with easy plug connections
- Built-in indoor time delay f
- Sleeves on distributor tubing to protect tubing

### Accessories
- Single point power kit

### Warranties
- 10-year limited parts warranty available when applied with a system*
- ETL certified
- AHRI certified

* On-line registration required within 60 days of installation. Warranty terms will be impacted if registration not completed on time. See warranty certificate for complete details.

### Specifications

| Model No. | Volts/H z/ Phase | Max. Elec. Heat Available (kW) | Transformer Size & Type | Filter Size (In.) | Refrigerant Connection (IDS) | | Installed TXV Size | Weight (Lbs.) |
|---|---|---|---|---|---|---|---|---|
| | | | | | Suction (In.) | Liquid (In.) | | |
| BCE3M24E | 208-230/60/1 | 10 | 40 VA, Class 2 | 15 x 20 | 3/4 | 3/8 | H4TXV01 | 122 |
| BCE3M30E | 208-230/60/1 | 12.5 | 40 VA, Class 2 | 15 x 20 | 3/4 | 3/8 | H4TXV01 | 125 |
| BCE3M36E | 208-230/60/1 | 15 | 40 VA, Class 2 | 18 x 20 | 7/8 | 3/8 | H4TXV02 | 160 |
| BCE3M42E | 208-230/60/1 | 15 | 40 VA, Class 2 | 18 x 24 | 7/8 | 3/8 | H4TXV02 | 162 |
| BCE3M48E | 208-230/60/1 | 20 | 40 VA, Class 2 | 18 x 24 | 7/8 | 3/8 | H4TXV02 | 185 |
| BCE3M60E | 208-230/60/1 | 20 | 40 VA, Class 2 | 18 x 24 | 7/8 | 3/8 | H4TXV03 | 185 |

### Dimensions

| Air Handler | Height (In.) | Depth (In.) | Width (In.) | Supply Duct Opening (In.) | | Return Duct Opening (In.) | |
|---|---|---|---|---|---|---|---|
| | | | | Depth | Width | Depth | Width |
| BCE3M24 | 40-1/2 | 22 | 18-1/2 | 17 | 16-1/2 | 20-3/4 | 16 |
| BCE3M30 | 43 | 22 | 18-1/2 | 17 | 16-1/2 | 20-3/4 | 16 |
| BCE3M36 | 48 | 22 | 21-7/8 | 17 | 19-7/8 | 20-3/4 | 19-3/8 |
| BCE3M42 | 48 | 26 | 21-7/8 | 21 | 19-7/8 | 24-3/4 | 19-3/8 |
| BCE3M48 | 52-1/2 | 26 | 21-7/8 | 21 | 19-7/8 | 24-3/4 | 19-3/8 |
| BCE3M60 | 52-1/2 | 26 | 21-7/8 | 21 | 19-7/8 | 24-3/4 | 19-3/8 |

### Air Handlers

**Prices Available on Request**

| STD PKG | U/M | BERCOR NUMBER | DESCRIPTION |
|---|---|---|---|
| 1 | EA | 84801 | BCE3M24E00NA4X 2T CONSTANT TORQUE MULTI-POSITION AIR HANDLER |
| 1 | EA | 84802 | BCE3M30E00NA4X 2.5T CONSTANT TORQUE MULTI-POSITION AIR HANDLER |
| 1 | EA | 84803 | BCE3M36E00NA4X 3T CONSTANT TORQUE MULTI-POSITION AIR HANDLER |
| 1 | EA | 84804 | BCE3M42E00NA4X 3.5T CONSTANT TORQUE MULTI-POSITION AIR HANDLER |
| 1 | EA | 84805 | BCE3M48E00NA4X 4T CONSTANT TORQUE MULTI-POSITION AIR HANDLER |
| 1 | EA | 84806 | BCE3M60E00NA4X 5T CONSTANT TORQUE MULTI-POSITION AIR HANDLER |

### Electric Heat Kits

| Used On | STD PKG | U/M | BERCOR NUMBER | DESCRIPTION |
|---|---|---|---|---|
| All BCE3E Models | 1 | EA | 84033 | ECB25-5CB-P 5KW (89W44) HEAT STRIP W/CIRCUIT BREAKER |
| All BCE3E Models | 1 | EA | 84034 | ECB25-7CB-P 7.5KW(89W46) HEAT STRIP W/CIRCUIT BREAKER |
| BCE3E 24, 30, 36, 42, 48, 60 | 1 | EA | 84035 | ECB25-10CB-P 10KW (89W48) HEAT STRIP W/CIRCUIT BREAKER |
| BCE3E 30, 36, 42, 48, 60 | 1 | EA | 84024 | ECB25-12.5CB-P 12.5KW (89W49) HEAT STRIP W/CIRCUIT BREAKER |
| BCE3E 36, 42, 48, 60 | 1 | EA | 84036 | ECB25-15CB-P 15KW (10T14) HEAT STRIP W/CIRCUIT BREAKER |
| BCE 3 48, 60 | 1 | EA | 84037 | ECB25-20CB-P 20KW (10T35) HEAT STRIP W/CIRCUIT BREAKER |

# BCE3 Multiposition Air Handlers

## 1.5 to 5 Ton PSC Blower Motor



### Application and Installation

- Sequenced for demand management
- External access to heater circuit breakers
- 1 piece design for easier installation
- Multiposition: upflow/horizontal left/right
- Slide-out blower assembly

### Cabinet

- Foil faced insulation
- Painted, heavy-gauge galvanized cabinet
- Easy access to the filter and filter rack every
- High-strength, UV- and heat-resistant plastic
- drain pan with Microban

### Components

- Efficient PSC blower motors
- Standard transformer and blower relay
- Field-installed 2.5-20 kW electric heat kits
- Built-in indoor time delay
- Sleeves on distributor tubing to protect tubing

### Accessories

- Counterflow kit and single point power kit

### • Warranties

**10-year limited parts warranty***

- ETL and AHRI certified

*On-line registration required within 60 days of installation. Warranty terms will be impacted if registration not completed on time. See warranty certificate for complete details.

### Specifications

| Model No. | Volts/Hz/ Phase | Max. Elec. Heat Available (kW) | Transformer Size & Type | Filter Size (In.) | Refrigerant Connection (IDS) | | Florator Piston Size | Weight (Lbs.) |
|---|---|---|---|---|---|---|---|---|
| | | | | | Suction (In.) | Liquid (In.) | | |
| BCE3M18 | 208-230/60/1 | 10 | 40 VA, Class 2 | 12 x 20 | 3/4 | 3/8 | .053 | 104 |
| BCE3M24 | 208-230/60/1 | 10 | 40 VA, Class 2 | 15 x 20 | 7/8 | 3/8 | .057 | 122 |
| BCE3M30 | 208-230/60/1 | 12.5 | 40 VA, Class 2 | 15 x 20 | 7/8 | 3/8 | .062 | 125 |
| BCE3M36 | 208-230/60/1 | 15 | 40 VA, Class 2 | 18 x 20 | 7/8 | 3/8 | .071 | 160 |
| BCE3M42 | 208-230/60/1 | 15 | 40 VA, Class 2 | 18 x 24 | 7/8 | 3/8 | .076 | 162 |
| BCE3M48 | 208-230/60/1 | 20 | 40 VA, Class 2 | 18 x 24 | 7/8 | 3/8 | .080 | 185 |
| BCE3M60 | 208-230/60/1 | 20 | 40 VA, Class 2 | 18 x 24 | 7/8 | 3/8 | .093 | 185 |

### Dimensions

| Air Handler | Height (In.) | Depth (In.) | Width (In.) | Supply Duct Opening (In.) | | Return Duct Opening (In.) | |
|---|---|---|---|---|---|---|---|
| | | | | Depth | Width | Depth | Width |
| BCE3M18 | 38 | 22 | 15 | 17 | 13 | 20-3/4 | 12-1/2 |
| BCE3M24 | 40-1/2 | 22 | 18-1/2 | 17 | 16-1/2 | 20-3/4 | 16 |
| BCE3M30 | 43 | 22 | 18-1/2 | 17 | 16-1/2 | 20-3/4 | 16 |
| BCE3M36 | 48 | 22 | 21-7/8 | 17 | 19-7/8 | 20-3/4 | 19-3/8 |
| BCE3M42 | 48 | 26 | 21-7/8 | 21 | 19-7/8 | 24-3/4 | 19-3/8 |
| BCE3M48 | 52-1/2 | 26 | 21-7/8 | 21 | 19-7/8 | 24-3/4 | 19-3/8 |
| BCE3M60 | 52-1/2 | 26 | 21-7/8 | 21 | 19-7/8 | 24-3/4 | 19-3/8 |

### Air Handlers

**Prices Available on Request**

| STD PKG | U/M | BERCOR NUMBER | DESCRIPTION |
|---|---|---|---|
| 1 | EA | 84352 | BCE3M18C00NA1P 1.5T MULTI-POSITION AIR HANDLER |
| 1 | EA | 84353 | BCE3M24C00NA1P 2T MULTI-POSITION AIR HANDLER |
| 1 | EA | 84354 | BCE3M30C00NA1P 2.5T MULTI-POSITION AIR HANDLER |
| 1 | EA | 84355 | BCE3M36C00NA1P 3T MULTI-POSITION AIR HANDLER |
| 1 | EA | 84356 | BCE3M42C00NA1P 3.5T MULTI-POSITION AIR HANDLER |
| 1 | EA | 84357 | BCE3M48C00NA1P 4T MULTI-POSITION AIR HANDLER |
| 1 | EA | 84358 | BCE3M60C00NA1P 5T MULTI-POSITION AIR HANDLER |

### Accessories

| | | | |
|---|---|---|---|
| 1 | EA | 84038 | 96W37 BC3M18 AIR HANDLER DOWNFLOW CONVERSION KIT |
| 1 | EA | 84039 | 96W38 BC3M24-30 AIR HANDLER DOWNFLOW CONVERSION KIT |
| 1 | EA | 84022 | 97W95 BC3M36 AIR HANDLER DOWNFLOW CONVERSION KIT |
| 1 | EA | 84023 | 97W96 BC3M42-60 AIR HANDLER DOWNFLOW CONVERSION KIT |

### Electric Heat Kits

| Used On | STD PKG | U/M | BERCOR NUMBER | DESCRIPTION |
|---|---|---|---|---|
| All BCE3 Models | 1 | EA | 84033 | ECB25-5CB-P 5KW HEAT STRIP W/CIRCUIT BREAKER |
| All BCE3 Models | 1 | EA | 84034 | ECB25-7CB-P 7.5KW HEAT STRIP W/CIRCUIT BREAKER |
| All BCE3 Models | 1 | EA | 84035 | ECB25-10CB-P 10KW HEAT STRIP W/CIRCUIT BREAKER |
| BCE3 30, 36, 42, 48, 60 | 1 | EA | 84024 | ECB25-12.5CB-P 12.5KW HEAT STRIP W/CIRCUIT BREAKER |
| BCE3 36, 42, 48, 60 | 1 | EA | 84036 | ECB25-15CB-P 15KW HEAT STRIP W/CIRCUIT BREAKER |
| BCE3 48, 60 | 1 | EA | 84037 | ECB25-20CB-P 20KW (89W51) HEAT STRIP W/CIRCUIT BREAKER |

# EFC/EFV Modular Air Handlers



### Application
- 1-1/2 to 5 ton sizes
- Upflow, counterflow, and horizontal positions

### Cabinet
- Cabinet dimensions match standard furnace widths
- Painted galvanized cabinet

### Components
- EFC models feature PSC motors
- EFV models feature ECM variable speed motors
- Field installed 5–20 kW heat strips
- Factory installed fan relays for non-heat strip installations

### Warranties
- 10 year limited warranty on parts when applied with a system*
- Extended warranty available
- ETL certified

* On-line registration required within 60 days of installation. Warranty terms will be impacted if registration not completerd on time. See warranty certificate for complete details.

### EFC Modular Air Handlers, Constant Speed

| Model No. | CFM@ 0.3" ESP High/Med/Low | Electric Heat (kW) | Voltage | Dimensions H x W x D | Ship Weight (Lbs) |
|---|---|---|---|---|---|
| EFC08BC | 950//830/590 | 10 | 208-230 | 25 x 17-1/2 x 21 | 78 |
| EFC12BC | 1330/1250/1060 | 15 | 208-230 | 25 x 17-1/2 x 21 | 85 |
| EFC16CC | 16640/1590/1440 | 15 | 208-230 | 26 x 21 x 21 | 96 |
| EFC20DC | 2040/1910/1550 | 20 | 208-230 | 26 x 24-1/2 x 21 | 104 |

### EFV Modular Air Handlers, Variable Speed

| Model No. | CFM@ 0.3" ESP* | Electric Heat (kW) | Voltage | Dimensions H x W x D | Ship Weight (Lbs) |
|---|---|---|---|---|---|
| EFV08BC | 310–970 | 5, 7-1/2, 10 | 208-230 | 25 x 17-1/2 x 21 | 79 |
| EFV12BC | 440–1210 | 5, 7-1/2, 10, 15 | 208-230 | 25 x 17-1/2 x 21 | 86 |
| EFV16CC | 390–1640 | 10, 15, 20 | 208-230 | 26 x 21 x 21 | 97 |
| EFV20DC | 580–1810 | 10, 15, 20 | 208-230 | 26 x 24-1/2 x 21 | 105 |

### Air Handlers

**Prices Available on Request**

| STD PKG | U/M | BERCOR NUMBER | DESCRIPTION |
|---|---|---|---|
| 1 | EA | 65524 | EFC08BCP-1A 208/230 1PH CONSTANT SPD MODULAR AIR HANDLER |
| 1 | EA | 65525 | EFC12BCP-1A 208/230 1PH CONSTANT SPD MODULAR AIR HANDLER |
| 1 | EA | 65526 | EFC16CCP-1A 208/230 1PH CONSTANT SPD MODULAR AIR HANDLER |
| 1 | EA | 65529 | EFC20DCP-1A 208/230 1PH CONSTANT SPD MODULAR AIR HANDLER |
| 1 | EA | 84078 | EFV08BCP-1A 208/230 1PH VARIABLE SPD MODULAR AIR HANDLER |
| 1 | EA | 65530 | EFV12BCP-1A 208/230 1PH VARIABLE SPD MODULAR AIR HANDLER |
| 1 | EA | 65531 | EFV16CCP-1A 208/230 1PH VARIABLE SPD MODULAR AIR HANDLER |
| 1 | EA | 65532 | EFV20DCP-1A 208/230 1PH VARIABLE SPD MODULAR AIR HANDLER |

### Accessories

| Used On | STD PKG | U/M | BERCOR NUMBER | DESCRIPTION |
|---|---|---|---|---|
| BCS2 24, 36, 42, 48, 60 | 1 | EA | 61199 | 12W61 CB26 DOWNFLOW CONVERSION KIT |
| BCS2 24, 36, 42, 48, 60; EFC/V 08, 12 | 1 | EA | 69166 | AEHBCC05CSA 5KW HEAT STRIP W/CIRCUIT BREAKER |
| BCS2 24, 36, 42, 48, 60; EFC/V 08, 12 | 1 | EA | 69178 | AEHBCC07CSA 7.5KW HEAT STRIP W/CIRCUIT BREAKER |
| All BCS2, EFC and EFV Models | 1 | EA | 66907 | AEHBCC10CSA-1 10KW HEAT STRIP W/CIRCUIT BREAKER |
| All BCS2, EFC and EFV Models | 1 | EA | 69106 | AEHBCC10NSA-1 10KW HEAT STRIP W/TERMINAL BLOCK |
| BCS2 36, 42, 48, 60; EFC/V 12, 16, 20 | 1 | EA | 69107 | AEHBCC15CSA-1 15KW HEAT STRIP W/CIRCUIT BREAKER |
| BCS2 48, 60; EFC/V 16, 20 | 1 | EA | 69108 | AEHBCC20CSA-1 20KW HEAT STRIP W/CIRCUIT BREAKER |

# V-Series™ HWC9 Packaged Units

## 93%+ Gas Heating and Electric Cooling



- Self-contained heating and cooling package
- No outside condensing unit
- No external refrigerant lines
- No separate cooling coil
- Pre-wired and pre-charged
- Individually metered and controlled
- Slide-out cooling chassis
- Internal vent system (direct vent)
- High efficiency compressor
- Copper tubing with enhanced fin coils
- Multispeed motor for wide airflow range PSC permanently lubricated motor for low maintenance and maximum efficiency
- Dynamically balanced blower with resilient
- motor mounts for smooth and quiet operation
- Internal washable filter
- 5 year limited warranty on all parts
- 20 year warranty on stainless steel heat exchanger
- ETL certified
- ARI listed

### Ratings and Specifications

| Model No. | Cooling | | | | Heating | | | | Refrig. Charge (Oz.) | Weight (Lbs.) |
|---|---|---|---|---|---|---|---|---|---|---|
| | BTUH | EER | S/T | CFM | Input BTUH | Output BTUH | AFUE % | Temp. | | |
| HWC9N2211P12A | 11,800 | 11 | .70 | 400 | 22,000 | 20,500 | 95 | 25-55 | 49 | 290 |
| HWC9N3311P12A | 11,800 | 11 | .70 | 400 | 33,000 | 31,000 | 94 | 35-65 | 49 | 290 |
| HWC9N3311P18A | 17,000 | 11 | .74 | 600 | 33,000 | 31,000 | 94 | 30-60 | 54 | 310 |
| HWC9N4411P18A | 17,000 | 11 | .74 | 600 | 44,000 | 41,000 | 94 | 35-65 | 54 | 310 |
| HWC9N5511P18A | 17,000 | 11 | .74 | 600 | 55,000 | 51,500 | 93 | 45-75 | 54 | 310 |
| HWC9N3311P24A | 22,000 | 10 | .73 | 800 | 33,000 | 31,000 | 94 | 30-60 | 66 | 320 |
| HWC9N4411P24A | 22,000 | 10 | .73 | 800 | 44,000 | 41,000 | 94 | 35-65 | 66 | 320 |
| HWC9N5511P24A | 22,000 | 10 | .73 | 800 | 55,000 | 51,500 | 93 | 45-75 | 66 | 320 |
| HWC9N4411P30A | 27,600 | 9.2 | .68 | 800 | 44,000 | 41,000 | 94 | 35-65 | 63 | 350 |
| HWC9N5511P30A | 27,600 | 9.2 | .68 | 800 | 55,000 | 51,500 | 93 | 45-75 | 63 | 350 |

| Model No. | Voltage/ Hz/Phase | Nominal Voltage Range | Min. Circuit (amps) | Max. Fuse/ HACR Brkr (amps) | Compressor | | Outside Fan | | | | Indoor Blower | | |
|---|---|---|---|---|---|---|---|---|---|---|---|---|---|
| | | | | | Rated Load (amps) | Locked Rotor (amps) | Dia. (In.) | Nom. RPM | Rated Load (amps) | Rated HP | Wheel Dia. x Width (In) | Rated Load Amps | Rated HP |
| HWC9N2211P12A | 208-230/60/1 | 197-253 | 7.5 | 15 | 4.9 | 27 | 18 | 1075 | 0.9 | 1/8 | 10 x 4.5 | .5 | 1/2 |
| HWC9N3311P12A | 208-230/60/1 | 197-253 | 7.5 | 15 | 4.9 | 27 | 18 | 1075 | 0.9 | 1/8 | 10 x 4.5 | .5 | 1/2 |
| HWC9N3311P18A | 208-230/60/1 | 197-253 | 11.2 | 15 | 6.7 | 37.5 | 18 | 1075 | 1.6 | 1/4 | 10 x 4.5 | 1.2 | 1/2 |
| HWC9N4411P18A | 208-230/60/1 | 197-253 | 11.2 | 15 | 6.7 | 37.5 | 18 | 1075 | 1.6 | 1/4 | 10 x 4.5 | 1.2 | 1/2 |
| HWC9N5511P18A | 208-230/60/1 | 197-253 | 11.2 | 15 | 6.7 | 37.5 | 18 | 1075 | 1.6 | 1/4 | 10 x 4.5 | 1.2 | 1/2 |
| HWC9N3311P24A | 208-230/60/1 | 197-253 | 14.8 | 20 | 8.5 | 38 | 18 | 1075 | 1.6 | 1/4 | 10 x 4.5 | 2.6 | 1/2 |
| HWC9N4411P24A | 208-230/60/1 | 197-253 | 14.8 | 20 | 8.5 | 38 | 18 | 1075 | 1.6 | 1/4 | 10 x 4.5 | 2.6 | 1/2 |
| HWC9N5511P24A | 208-230/60/1 | 197-253 | 14.8 | 20 | 8.5 | 38 | 18 | 1075 | 1.6 | 1/4 | 10 x 4.5 | 2.6 | 1/2 |
| HWC9N4411P30A | 208-230/60/1 | 197-253 | 20.5 | 30 | 13.1 | 74 | 18 | 1075 | 1.6 | 1/4 | 10 x 4.5 | 2.5 | 1/2 |
| HWC9N5511P30A | 208-230/60/1 | 197-253 | 20.5 | 30 | 13.1 | 74 | 18 | 1075 | 1.6 | 1/4 | 10 x 4.5 | 2.5 | 1/2 |

### Packaged Units

**Prices Available Upon Request**

| STD PKG | U/M | BERCOR NUMBER | DESCRIPTION |
|---|---|---|---|
| 1 | EA | 85320 | HWC9N2211P12A 95% MAGIC PAK |
| 1 | EA | 85321 | HWC9N3311P12A 94% MAGIC PAK |
| 1 | EA | 85322 | HWC9N3311P18A 94% MAGIC PAK |
| 1 | EA | 85323 | HWC9N4411P18A 94% MAGIC PAK |
| 1 | EA | 85324 | HWC9N5511P18A 93% MAGIC PAK |
| 1 | EA | 85325 | HWC9N3311P24A 94% MAGIC PAK |
| 1 | EA | 85326 | HWC9N4411P24A 94% MAGIC PAK |
| 1 | EA | 85327 | HWC9N5511P24A 93% MAGIC PAK |
| 1 | EA | 85328 | HWC9N4411P30A 94% MAGIC PAK |
| 1 | EA | 85329 | HWC9N5511P30A 93% MAGIC PAK |

### Accessories

| | | | |
|---|---|---|---|
| 1 | EA | 60559 | CA239-1 KNOCK DOWN WALL SLEEVE ALL HWC/EWC |
| 1 | EA | 61691 | A242-1 WALL SLEEVE ADAPTER KIT ALL HWC/EWC |
| 1 | EA | 85315 | ALPKT-843 LP KIT FOR HWC9 MAGIC PAK |
| 1 | EA | 85330 | HWC11P18A 1 1/2 TON 90% HWC COOLING CHASSIS |
| 1 | EA | 85331 | HWC11P24A 2 TON 90% HWC COOLING CHASSIS |
| 1 | EA | 85332 | HWC11P30A 2.5 TON 90% HWC COOLING CHASSIS |
| 1 | EA | 69874 | ADAPT420-2 HWC CHASIS ADAPTER KIT |
| 1 | EA | 86049 | ACHASS490 WIRING ADAPTER KIT |

# V-Series™ HWC8 Packaged Units

## Gas Heating and Electric Cooling



- Self-contained heating and cooling package
- No outside condensing unit
- No external refrigerant lines
- No separate cooling coil
- Pre-wired and pre-charged
- Individually metered and controlled
- Slide-out cooling chassis
- Internal vent system (direct vent)
- High efficiency compressor
- Copper tubing with enhanced fin coils
- Aluminized steel tubular heat exchanger
- Multispeed motor for wide airflow range; PSC permanently lubricated motor for low maintenance and maximum efficiency
- Dynamically balanced blower with resilient motor mounts for smooth and quiet operation
- Internal washable filter
- 5 year limited warranty on all parts
- 10 year warranty on aluminized heat exchanger
- ETL certified
- ARI listed

### Ratings and Specifications

| Model No. | Cooling | | | | Heating | | | | Refrig. Charge (Oz.) | Weight (Lbs.) |
|---|---|---|---|---|---|---|---|---|---|---|
| | BTUH | EER | S/T | CFM | Input BTUH | Output BTUH | AFUE % | Temp. | | |
| HWC8(R,N)2409P12A | 11,800 | 9.2 | .72 | 425 | 24,000 | 19,000 | 80 | 25-55 | 43 | 290 |
| HWC8(R,N)3609P12A | 11,800 | 9.2 | .72 | 425 | 36,000 | 28,500 | 80 | 35-65 | 43 | 290 |
| HWC8(R,N)3609P18A | 17,000 | 9.2 | .75 | 625 | 36,000 | 28,500 | 80 | 25-55 | 51 | 310 |
| HWC8(R,N)4809P18A | 17,000 | 9.2 | .75 | 625 | 48,000 | 38,000 | 80 | 35-65 | 51 | 310 |
| HWC8(R,N)6009P18A | 17,000 | 9.2 | .75 | 625 | 60,000 | 47,500 | 80 | 45-75 | 51 | 310 |
| HWC8(R,N)3609P24A | 22,000 | 9.2 | .74 | 800 | 36,000 | 28,500 | 80 | 25-55 | 56 | 320 |
| HWC8(R,N)4809P24A | 22,000 | 9.2 | .74 | 800 | 48,000 | 38,000 | 80 | 35-65 | 56 | 320 |
| HWC8(R,N)6009P24A | 22,000 | 9.2 | .74 | 800 | 60,000 | 47,500 | 80 | 45-75 | 56 | 320 |
| HWC8(R,N)4809P30A | 27,600 | 9.2 | .68 | 800 | 48,000 | 38,000 | 80 | 30-60 | 63 | 350 |
| HWC8(R,N)6009P30A | 27,600 | 9.2 | .68 | 800 | 60,000 | 47,500 | 80 | 45-75 | 63 | 350 |

| Model No. | Voltage/ Hz/Phase | Nominal Voltage Range | Min. Circuit (amps) | Max. Fuse HACR Brkr (amps) | Compressor | | Outside Fan | | | | Indoor Blower | | |
|---|---|---|---|---|---|---|---|---|---|---|---|---|---|
| | | | | | Rated Load (amps) | Locked Rotor (amps) | Dia. (In.) | Nom. RPM | Rated Load (amps) | Rated HP | Wheel Dia. x Width (In.) | Rated Load Amps | Rated HP |
| HWC8(R,N)2409P12A | 208-230/60/1 | 197-253 | 8.3 | 15 | 4.9 | 27 | 18 | 1075 | 0.9 | 1/8 | 10 x 4.5 | 1.3 | 1/6 |
| HWC8(R,N)3609P12A | 208-230/60/1 | 197-253 | 8.3 | 15 | 4.9 | 27 | 18 | 1075 | 0.9 | 1/8 | 10 x 4.5 | 1.3 | 1/6 |
| HWC8(R,N)3609P18A | 208-230/60/1 | 197-253 | 11.3 | 15 | 6.7 | 37.5 | 18 | 1075 | 0.9 | 1/8 | 10 x 4.5 | 2.0 | 1/3 |
| HWC8(R,N)4809P18A | 208-230/60/1 | 197-253 | 11.3 | 15 | 6.7 | 37.5 | 18 | 1075 | 0.9 | 1/8 | 10 x 4.5 | 2.0 | 1/3 |
| HWC8(R,N)6009P18A | 208-230/60/1 | 197-253 | 11.3 | 15 | 6.7 | 37.5 | 18 | 1075 | 0.9 | 1/8 | 10 x 4.5 | 2.0 | 1/3 |
| HWC8(R,N)3609P24A | 208-230/60/1 | 197-253 | 14.2 | 20 | 8.5 | 38 | 18 | 1075 | 1.6 | 1/4 | 10 x 4.5 | 2.0 | 1/3 |
| HWC8(R,N)4809P24A | 208-230/60/1 | 197-253 | 14.2 | 20 | 8.5 | 38 | 18 | 1075 | 1.6 | 1/4 | 10 x 4.5 | 2.0 | 1/3 |
| HWC8(R,N)6009P24A | 208-230/60/1 | 197-253 | 14.2 | 20 | 8.5 | 38 | 18 | 1075 | 1.6 | 1/4 | 10 x 4.5 | 2.0 | 1/3 |
| HWC8(R,N)4809P30A | 208-230/60/1 | 197-253 | 20.5 | 30 | 13.1 | 74 | 18 | 1075 | 1.6 | 1/4 | 10 x 4.5 | 2.5 | 1/2 |
| HWC8(R,N)6009P30A | 208-230/60/1 | 197-253 | 20.5 | 30 | 13.1 | 74 | 18 | 1075 | 1.6 | 1/4 | 10 x 4.5 | 2.5 | 1/2 |

### Packaged Units

**Prices Available Upon Request**

| STD PKG | U/M | BERCOR NUMBER | DESCRIPTION |
|---|---|---|---|
| 1 | EA | 85300 | HWC8R2409P12A1 80% MAGIC-PAK |
| 1 | EA | 85301 | HWC8R3609P18A1 80% MAGIC-PAK |
| 1 | EA | 85302 | HWC8R4809P18A1 80% MAGIC-PAK |
| 1 | EA | 85303 | HWC8R6009P18A1 80% MAGIC-PAK |
| 1 | EA | 85304 | HWC8R3609P24A1 80% MAGIC-PAK |
| 1 | EA | 85305 | HWC8R4809P24A1 80% MAGIC-PAK |
| 1 | EA | 85306 | HWC8R6009P24A1 80% MAGIC-PAK |
| 1 | EA | 85307 | HWC8R4809P30A1 80% MAGIC-PAK |
| 1 | EA | 85308 | HWC8R6009P30A1 80% MAGIC-PAK |

### Accessories

| | | | |
|---|---|---|---|
| 1 | EA | 60559 | CA239-1 KNOCK DOWN WALL SLEEVE ALL HWC/EWC |
| 1 | EA | 61691 | A242-1 WALL SLEEVE ADAPTER KIT ALL HWC/EWC |
| 1 | EA | 85316 | ALPKT-842 LP KIT FOR HWC8 MAGIC PAK |
| 1 | EA | 85312 | HWC09P18A1 1.5 TON 80% HWC COOLING CHASSIS |
| 1 | EA | 85313 | HWC09P24A1 2 TON 80% HWC COOLING CHASSIS |
| 1 | EA | 85314 | HWC09P30A1 2.5 TON 80% & 90% HWC COOLING CHASSIS |
| 1 | EA | 69874 | ADAPT420-2 HWC CHASIS ADAPTER KIT |
| 1 | EA | 86049 | ACHASS490 WIRING ADAPTER KIT |

# V-Series™ EWC Packaged Units

## Electric Heating and Electric Cooling



- Standard and High Efficiency cooling
- Completely self-contained heating and cooling package
- Pre-wired and pre-charged
- High efficiency compressor
- Multispeed motor for wide air flow range
- Internal filter, optional MERV8
- Color coded wiring for easy service
- 5 year limited warranty on all parts

### Ratings and Specifications

| Model No. | Cooling | | | | Heating | | | | Refrig. Charge (Oz.) |
|---|---|---|---|---|---|---|---|---|---|
| | BTUH | EER | S/T | CFM | 240V kW/Hr | 240V Btu/Hr | 208V kW/Hr | 208V Btu/Hr | |
| EWC1009P24A | 22,000 | 9.2 | .74 | 825 | 9.6 | 32,700 | 7.2 | 24,600 | 56 |
| EWC1509P24A | 22,000 | 9.2 | .74 | 825 | 14.4 | 49,100 | 10.8 | 36,900 | 56 |
| EWC1509P30A | 27,600 | 9.2 | .68 | 800 | 14.4 | 49,100 | 10.8 | 36,900 | 63 |

| Model No. | Voltage/ Hz/Phase | Nominal Voltage Range | Min. Circuit (amps) 240V | Max. Fuse/ HACR Brkr (amps) 240V | Compressor | | Outside Fan | | | | Indoor Blower | | |
|---|---|---|---|---|---|---|---|---|---|---|---|---|---|
| | | | | | Rated Load (amps) | Locked Rotor (amps) | Dia. (In.) | Nom. RPM | Rated Load (amps) | Rated HP | Wheel Dia. x Width (In.) | Rated Load Amps | Rated HP |
| EWC1009P24A | 208-230/60/1 | 197-253 | 52.5 | 60 | 8.5 | 38 | 18 | 1075 | 1.6 | 1/4 | 10 x 4.5 | 2 | 1/3 |
| EWC1509P24A | 208-230/60/1 | 197-253 | 27.5 | 30 | 8.5 | 38 | 18 | 1075 | 1.6 | 1/4 | 10 x 4.5 | 2 | 1/3 |
| EWC1509P30A | 208-230/60/1 | 197-253 | 28.1 | 30 | 13.1 | 74 | 18 | 1075 | 1.6 | 1/4 | 10 x 4.5 | 2.5 | 1/2 |

### Packaged Units

**Prices Available on Request**

| STD PKG | U/M | BERCOR NUMBER | DESCRIPTION |
|---|---|---|---|
| 1 | EA | 85309 | EWC1009P24A1 MAGIC-PAK |
| 1 | EA | 85310 | EWC1509P24A1 MAGIC-PAK |
| 1 | EA | 85311 | EWC1509P30A1 MAGIC-PAK |

### Accessories

| | | | |
|---|---|---|---|
| 1 | EA | 60559 | CA239-1 KNOCK DOWN WALL SLEEVE ALL HWC/EWC |
| 1 | EA | 61691 | A242-1 WALL SLEEVE ADAPTER KIT ALL HWC/EWC |
| 1 | EA | 86049 | ACHASS490 WIRING ADAPTER KIT |

# ALLIED Commercial 4SCU13LC Light Commercial Condensing Units

## 13 SEER, R-410A, 3-Phase



### Compressor
- High efficiency scroll compressor.
- Grommet mounted compressor for quiet operation.
- Internally protected against high temperature motor overload conditions.
- Heavy-duty compressor sound blanket.

### Cabinet
- Full metal louvered jacket coil guard protection
- Controls located in corner post for easy installation and service
- Rounded corners for safety and attractive, clean appearance
- Baked polyester paint finish over galvanized steel for maximum durability
- PVC-coated wire fan discharge grille
- External guage ports for easy service

### Coils
- Enhanced aluminum fins and copper tubing for high efficiency and capacity
- Raised coil prevents debris from collecting in bottom of coil and causing loss of airflow

### Components
- Filter drier installed for system protection.
- Indoor coil orifice shipped with outdoor unit for optimum efficiency and capacity
- Charged for 15 feet of line set

### Warranty
- 5 year limited warranty
- 1 year limited warranty
- U.L. Listed

* On-line registration required within 60 days of installation. Warranty terms will be impacted if registration not completed on time. See warranty certificate for complete details.

### 3-Phase Condensing Units

**Prices Available on Request**

| Dimensions H x W x D (In.) | STD PKG | U/M | BERCOR NUMBER | DESCRIPTION |
|---|---|---|---|---|
| 29-3/4 x 26-3/4 x 24-3/4 | 1 | EA | 84204 | 4SCU13LC136T 3T 208/230V 3PH R410 CONDENSER |
| 37-3/4 x 31-1/4 x 29-3/8 | 1 | EA | 84205 | 4SCU13LC148T 4T 208/230V 3PH R410A CONDENSER |
| 33-3/4 x 31-1/4 x 29-3/8 | 1 | EA | 84206 | 4SCU13LC160T 5T 208/230V 3PH R410A CONDENSER |
| 29-3/4 x 26-3/4 x 24-3/4 | 1 | EA | 84207 | 4SCU13LC136F 3T 460V 3PH R410A CONDENSER |
| 37-3/4 x 31-1/4 x 29-3/8 | 1 | EA | 84208 | 4SCU13LC148F 4T 460V 3PH R410A CONDENSER |
| 33-3/4 x 31-1/4 x 29-3/8 | 1 | EA | 84209 | 4SCU13LC160F 5T 460V 3PH R410A CONDENSER |

### Accessories

| For Use With | STD PKG | U/M | BERCOR NUMBER | DESCRIPTION |
|---|---|---|---|---|
| All 4SCU13LE, LT | 1 | EA | 61692 | 34M72 LOW AMBIENT KIT |
| 4SCU13LE 18 -42 | 1 | EA | 67835 | A4TXV01-1 R-410A EXPANSION VALVE |
| 4SCU13LE 48,60 4SCU13LT 36,48 | 1 | EA | 67836 | A4TXV02-1 R-410A EXPANSION VALVE |
| 4SCU13LT60 | 1 | EA | 67839 | H4TXV03-1 R-410A EXPANSION VALVE |
| All 4SCU13LC | 1 | EA | 86229 | 47J27 LB-50709BK OFF CONTROL-TIMED |
| All 4SCU13LC | 1 | EA | 86920 | 93G35 FREEZE THERMOSTAT |

# 4SCU13LC Condensing Unit Performance Ratings

## with Evaporator Coils

| Outdoor Model | Indoor Model / Evaporator Coil[3] | SEER | EER | AHRI Rated Capacity[1] | Rated Sensible Capacity Btuh | CFM | Refrigerant Connection | | | | Refrigerant Line Size | | Indoor Expansion Device | |
|---|---|---|---|---|---|---|---|---|---|---|---|---|---|---|
| | | | | | | | Outdoor | | Indoor | | | | | |
| | | | | | | | Suction | Liquid | Suction | Liquid | Suction | Liquid | Piston[2] | TXV |
| 4SCU13LC136F | E(U,C,M)1P50C | 13.00 | 10.80 | 34,800 | 26,100 | 1200 | 7/8 | 3/8 | 7/8 | 3/8 | 7/8 | 3/8 | 0.073 | A4TXV02 |
| | E(U,C,M)1P50C | 13.00 | 10.80 | 34,800 | 26,100 | 1200 | 7/8 | 3/8 | 7/8 | 3/8 | 7/8 | 3/8 | 0.073 | A4TXV02 |
| | E(U,C,M)1P50C | 13.00 | 10.80 | 34,800 | 26,100 | 1200 | 7/8 | 3/8 | 7/8 | 3/8 | 7/8 | 3/8 | 0.073 | A4TXV02 |
| 4SCU13LC136T | E(U,C,M)1P50C | 13.00 | 10.80 | 34,800 | 26,100 | 1200 | 7/8 | 3/8 | 7/8 | 3/8 | 7/8 | 3/8 | 0.073 | A4TXV02 |
| | E(U,C,M,H)1P36A,B,C | 13.00 | 10.80 | 34,800 | 26,100 | 1200 | 7/8 | 3/8 | 7/8 | 3/8 | 7/8 | 3/8 | 0.073 | A4TXV02 |
| | E(U,C,M,H)1P43B,C | 13.00 | 10.80 | 34,800 | 26,100 | 1200 | 7/8 | 3/8 | 7/8 | 3/8 | 7/8 | 3/8 | 0.073 | A4TXV02 |
| 4SCU13LC148F | E(U,C)1P60D | 13.00 | 10.80 | 47,000 | 34,800 | 1600 | 7/8 | 3/8 | 7/8 | 3/8 | 7/8 | 3/8 | 0.081 | A4TXV02 |
| | E(U,C,H)1P49C | 13.00 | 10.80 | 47,000 | 34,800 | 1600 | 7/8 | 3/8 | 7/8 | 3/8 | 7/8 | 3/8 | 0.081 | A4TXV02 |
| | E(U,C,H)1P62C | 13.00 | 10.80 | 47,000 | 34,800 | 1600 | 7/8 | 3/8 | 7/8 | 3/8 | 7/8 | 3/8 | 0.081 | A4TXV02 |
| | E(U,C,H)1P62D | 13.00 | 10.80 | 47,000 | 34,800 | 1600 | 7/8 | 3/8 | 7/8 | 3/8 | 7/8 | 3/8 | 0.081 | A4TXV02 |
| | E(U,C,M)1P48C | 13.00 | 10.80 | 46,500 | 34,400 | 1600 | 7/8 | 3/8 | 7/8 | 3/8 | 7/8 | 3/8 | 0.081 | A4TXV02 |
| | E(U,C,M)1P50C | 13.00 | 10.80 | 47,000 | 34,800 | 1600 | 7/8 | 3/8 | 7/8 | 3/8 | 7/8 | 3/8 | 0.081 | A4TXV02 |
| 4SCU13LC148T | E(U,C)1P60D | 13.00 | 10.80 | 47,000 | 34,800 | 1600 | 7/8 | 3/8 | 7/8 | 3/8 | 7/8 | 3/8 | 0.081 | A4TXV02 |
| | E(U,C,H)1P49C | 13.00 | 10.80 | 47,000 | 34,800 | 1600 | 7/8 | 3/8 | 7/8 | 3/8 | 7/8 | 3/8 | 0.081 | A4TXV02 |
| | E(U,C,H)1P62C | 13.00 | 10.80 | 47,000 | 34,800 | 1600 | 7/8 | 3/8 | 7/8 | 3/8 | 7/8 | 3/8 | 0.081 | A4TXV02 |
| | E(U,C,H)1P62D | 13.00 | 10.80 | 47,000 | 34,800 | 1600 | 7/8 | 3/8 | 7/8 | 3/8 | 7/8 | 3/8 | 0.081 | A4TXV02 |
| | E(U,C,M)1P48C | 13.00 | 10.80 | 46,500 | 34,400 | 1600 | 7/8 | 3/8 | 7/8 | 3/8 | 7/8 | 3/8 | NA | A4TXV02 |
| | E(U,C,M)1P50C | 13.00 | 10.80 | 47,000 | 34,800 | 1600 | 7/8 | 3/8 | 7/8 | 3/8 | 7/8 | 3/8 | 0.081 | A4TXV02 |
| 4SCU13LC160F | E(U,C,H)1P49C | 13.00 | 11.00 | 58,000 | 41,200 | 1800 | 7/8 | 3/8 | 7/8 | 3/8 | 1 1/8 | 3/8 | 0.090 | H4TXV03 |
| | E(U,C,H)1P62C | 13.00 | 11.00 | 58,000 | 41,200 | 1800 | 7/8 | 3/8 | 7/8 | 3/8 | 1 1/8 | 3/8 | 0.090 | H4TXV03 |
| | E(U,C,H)1P62D | 13.00 | 11.00 | 58,000 | 41,200 | 1800 | 7/8 | 3/8 | 7/8 | 3/8 | 1 1/8 | 3/8 | 0.090 | H4TXV03 |
| 4SCU13LC160T | E(U,C,H)1P49C | 13.00 | 11.00 | 58,000 | 41,200 | 1800 | 7/8 | 3/8 | 7/8 | 3/8 | 1 1/8 | 3/8 | 0.090 | H4TXV03 |
| | E(U,C,H)1P62C | 13.00 | 11.00 | 58,000 | 41,200 | 1800 | 7/8 | 3/8 | 7/8 | 3/8 | 1 1/8 | 3/8 | 0.090 | H4TXV03 |
| | E(U,C,H)1P62D | 13.00 | 11.00 | 58,000 | 41,200 | 1800 | 7/8 | 3/8 | 7/8 | 3/8 | 1 1/8 | 3/8 | 0.090 | H4TXV03 |

Note:
1 Certified in accordance with Unitary Air Conditioner Certification Program, which is based on AHRI Standard 210/240
2 Required to achieve AHRI rating. If NA (Not Applicable) is in the piston column, then TXV is required.
3 A blower time delay relay is required to achieve AHRI rating. This feature is standard on all Allied Air Enterprises furnace and AH products.

# 4SHP13LC Light Commercial Heat Pumps

## 13 SEER, R-410A, 3-Phase



### Compressor

- High efficiency scroll compressor
- Grommet mounted compressor for quiet operation
- Protected against high temperature motor overload conditions

### Cabinet

- Full metal louvered panel coil guard protection that is easily removed for coil cleaning
- Controls located in corner post for easy installation and service
- Baked polyester paint finish over galvanized steel for maximum durability
- Stamped, one-piece top
- External gauge ports for easy service
- External base pan with ports allows for water and debris drainage

### Components

- Bi-directional filter drier shipped loose for installation flexibility
- Discharge muffler for quiet operation
- High pressure switch
- Reliable, solid-state, time-initiated, temperature-terminated defrost system
- Low pressure switch for loss of charge protection
- Defrost control has short cycle protection to protect the compressor with field selectable 30/60/90 minute defrost cycle
- Defrost control is Quiet Shift™ capable

### Warranties

- 1 year parts warranty
- 5 year compressor warranty

### 3-Phase Heat Pumps

**Prices Available on Request**

| Dimensions H x W x D (In) | STD PKG | U/M | BERCOR NUMBER | DESCRIPTION |
|---|---|---|---|---|
| 29-3/4 x 26-3/4 x 24-3/4 | 1 | EA | 84210 | 4SHP13LC136T 3T 208/230V 3PH R410A HEAT PUMP |
| 33-3/4 x 31-1/4 x 29-3/8 | 1 | EA | 84211 | 4SHP13LC148T 4T 208/230V 3PH R410A HEAT PUMP |
| 43-3/4 x 31-1/4 x 29-3/8 | 1 | EA | 84212 | 4SHP13LC160T 5T 208/230V 3PH R410A HEAT PUMP |
| 29-3/4 x 26-3/4 x 24-3/4 | 1 | EA | 84213 | 4SHP13LC136F 3T 460V 3PH R410A HEAT PUMP |
| 33-3/4 x 31-1/4 x 29-3/8 | 1 | EA | 84214 | 4SHP13LC148F 4T 460V 3PH R410A HEAT PUMP |
| 43-3/4 x 31-1/4 x 29-3/8 | 1 | EA | 84215 | 4SHP13LC160F 5T 460V 3PH R410A HEAT PUMP |

### Accessories

| For Use with the Following | STD PKG | U/M | BERCOR NUMBER | DESCRIPTION |
|---|---|---|---|---|
| 4SHP13LC 36 | 1 | EA | 67838 | H4TXV02-1 R-410A EXPANSION VALVE |
| 4SHP13LC 48, 60 | 1 | EA | 67839 | H4TXV03-1 R-410A EXPANSION VALVE |
| All 4SHP13LC | 1 | EA | 61702 | 45F08 T6-1469 COMPRESSOR LOW AMBIENT CUT-OFF |
| All 4SHP13LC | 1 | EA | 86920 | 93G35 FREEZE THERMOSTAT |
| All 4SHP13LC | 1 | EA | 61692 | 34M72 LOW AMBIENT KIT |

# 4SHP13LC Heat Pump Performance Ratings
## with Air Handlers and Furnaces

| Indoor Model | | Cooling | | | | Heating | | | | | CFM | Refrigerant Connection* | | Refrig. Line Size* | Indoor Exp. Valve |
|---|---|---|---|---|---|---|---|---|---|---|---|---|---|---|---|
| Evaporator Coil or Air Handler | Furnace | SEER | EER | AHRI Rated Cap. | Sens. Cap. | HSPF | 47° | | 17° | | | Outdoor Suction | Indoor Suction | | |
| | | | | | | | Btuh | COP | Btuh | COP | | | | | |
| **4SHP13LC136F** | | | | | | | | | | | | | | | |
| E(U,C,M,H)1P36C | A95UH1E090C16S | 14.0 | 11.0 | 35,000 | 25,200 | 7.7 | 33,000 | 3.7 | 18,000 | 2.50 | 1,200 | 7/8 | 3/4 | 7/8 | H4TXV02 |
| E(U,C,M,H)1P36C | A95UH1E110C20S | 13.5 | 11.0 | 35,000 | 25,200 | 7.7 | 33,000 | 3.7 | 18,000 | 2.50 | 1,200 | 7/8 | 3/4 | 7/8 | H4TXV02 |
| E(U,C,M,H)1P36B | A95UH2V045B12S | 13.5 | 11.0 | 35,000 | 25,200 | 7.7 | 33,000 | 3.7 | 18,000 | 2.50 | 1,200 | 7/8 | 3/4 | 7/8 | H4TXV02 |
| E(U,C,M,H)1P36B | A95UH2V070B12S | 14.0 | 11.0 | 35,000 | 25,200 | 7.7 | 33,000 | 3.7 | 18,000 | 2.50 | 1,200 | 7/8 | 3/4 | 7/8 | H4TXV02 |
| E(U,C,M,H)1P36C | A95UH2V090C12S | 14.0 | 11.0 | 35,000 | 25,200 | 7.7 | 33,000 | 3.7 | 18,000 | 2.50 | 1,200 | 7/8 | 3/4 | 7/8 | H4TXV02 |
| E(U,C,M,H)1P36C | A95UH2V090C16S | 14.0 | 11.0 | 35,000 | 25,200 | 7.7 | 33,000 | 3.7 | 18,000 | 2.50 | 1,200 | 7/8 | 3/4 | 7/8 | H4TXV02 |
| E(U,C,M,H)1P36C | A95UH2V090C20S | 14.0 | 11.0 | 35,000 | 25,200 | 7.7 | 33,000 | 3.7 | 18,000 | 2.50 | 1,200 | 7/8 | 3/4 | 7/8 | H4TXV02 |
| E(U,C,M,H)1P36C | A95UH2V110C16S | 14.0 | 11.0 | 35,000 | 25,200 | 7.7 | 33,000 | 3.7 | 18,000 | 2.50 | 1,200 | 7/8 | 3/4 | 7/8 | H4TXV02 |
| E(U,C,M,H)1P36C | A95UH2V110C20S | 14.0 | 11.0 | 35,000 | 25,200 | 7.7 | 33,000 | 3.7 | 18,000 | 2.50 | 1,200 | 7/8 | 3/4 | 7/8 | H4TXV02 |
| E(U,C,M,H)1P36B | A96DFMV070B12 | 13.0 | 11.0 | 34,000 | 24,500 | 7.7 | 35,000 | 3.7 | 21,000 | 2.50 | 1,200 | 7/8 | 3/4 | 7/8 | H4TXV02 |
| E(U,C,M,H)1P36C | A96DFMV090C16 | 13.0 | 11.0 | 34,000 | 24,500 | 7.7 | 33,000 | 3.7 | 21,000 | 2.50 | 1,200 | 7/8 | 3/4 | 7/8 | H4TXV02 |
| E(U,C,M,H)1P36C | A96DFMV090C20 | 13.0 | 11.0 | 34,000 | 24,500 | 7.7 | 33,000 | 3.7 | 21,000 | 2.50 | 1,200 | 7/8 | 3/4 | 7/8 | H4TXV02 |
| E(U,C,M,H)1P36C | A96DFMV110C20 | 13.0 | 11.0 | 34,000 | 24,500 | 7.7 | 33,000 | 3.7 | 21,000 | 2.50 | 1,200 | 7/8 | 3/4 | 7/8 | H4TXV02 |
| E(U,C,M,H)1P36B | A96UHMV070B12 | 13.0 | 11.0 | 34,000 | 24,500 | 7.7 | 33,000 | 3.7 | 21,000 | 2.50 | 1,200 | 7/8 | 3/4 | 7/8 | H4TXV02 |
| E(U,C,M,H)1P36C | A96UHMV090C12 | 13.0 | 11.0 | 34,000 | 24,500 | 7.7 | 33,000 | 3.7 | 21,000 | 2.50 | 1,200 | 7/8 | 3/4 | 7/8 | H4TXV02 |
| E(U,C,M,H)1P36C | A96UHMV110C20 | 13.0 | 11.0 | 34,000 | 24,500 | 7.7 | 33,000 | 3.7 | 21,000 | 2.50 | 1,200 | 7/8 | 3/4 | 7/8 | H4TXV02 |
| E(U,C,M,H)1P36B | EFV12BC | 13.0 | 11.0 | 34,000 | 24,500 | 7.7 | 33,000 | 3.7 | 21,000 | 2.50 | 1,200 | 7/8 | 3/4 | 7/8 | H4TXV02 |
| E(U,C,M,H)1P36C | EFV16CC | 13.0 | 11.0 | 34,000 | 24,500 | 7.7 | 33,000 | 3.7 | 21,000 | 2.50 | 1,200 | 7/8 | 3/4 | 7/8 | H4TXV02 |
| BCS2M36c****4X | | 13.0 | 11.0 | 34,000 | 24,500 | 7.7 | 33,000 | 3.7 | 21,000 | 2.50 | 1,200 | 7/8 | 7/8 | 7/8 | N/A |
| BCS2M36C000NA-1P | | 13.0 | 11.0 | 34,000 | 24,500 | 7.7 | 33,000 | 3.7 | 21,000 | 2.50 | 1,200 | 7/8 | 7/8 | 7/8 | H4TXV02 |
| **4SHP13LC136T** | | | | | | | | | | | | | | | |
| E(U,C,M,H)1P36A | 80G2UH070AV12 | 13.0 | 11.0 | 34,000 | 24,500 | 7.7 | 35,200 | 3.7 | 21,000 | 2.50 | 1,200 | 7/8 | 3/4 | 7/8 | H4TXV02 |
| E(U,C,M,H)1P36B | 80G2UH090BV16 | 13.0 | 10.5 | 34,000 | 24,500 | 7.7 | 35,200 | 3.7 | 21,000 | 2.50 | 1,200 | 7/8 | 3/4 | 7/8 | H4TXV02 |
| E(U,C,M,H)1P36C | 80G2UH110CV020 | 13.0 | 11.0 | 34,000 | 24,500 | 7.7 | 35,000 | 3.7 | 21,000 | 2.50 | 1,200 | 7/8 | 3/4 | 7/8 | H4TXV02 |
| E(U,C,M,H)1P36A | A80DF1E045A12 | 14.0 | 11.0 | 35,000 | 25,200 | 7.7 | 33,000 | 3.7 | 18,000 | 2.50 | 1,200 | 7/8 | 3/4 | 7/8 | H4TXV02 |
| E(U,C,M,H)1P36B | A80DF1E070B12 | 14.0 | 11.0 | 35,000 | 25,200 | 7.7 | 33,000 | 3.7 | 18,000 | 2.50 | 1,200 | 7/8 | 3/4 | 7/8 | H4TXV02 |
| E(U,C,M,H)1P36B | A80DF1E090B16 | 13.5 | 11.0 | 35,000 | 25,200 | 7.7 | 33,000 | 3.7 | 18,000 | 2.50 | 1,200 | 7/8 | 3/4 | 7/8 | H4TXV02 |
| E(U,C,M,H)1P36C | A80DF1E110C20 | 14.0 | 11.0 | 35,000 | 25,200 | 7.7 | 33,000 | 3.7 | 18,000 | 2.50 | 1,200 | 7/8 | 3/4 | 7/8 | H4TXV02 |
| E(U,C,M,H)1P36A | A80DF2V070A12 | 13.0 | 11.0 | 34,000 | 24,500 | 7.7 | 35,000 | 3.7 | 21,000 | 2.50 | 1,200 | 7/8 | 3/4 | 7/8 | H4TXV02 |
| E(U,C,M,H)1P36B | A80DF2V090B16 | 13.0 | 11.0 | 34,000 | 24,500 | 7.7 | 35,000 | 3.7 | 21,000 | 2.50 | 1,200 | 7/8 | 3/4 | 7/8 | H4TXV02 |
| E(U,C,M,H)1P36C | A80DF2V110C20 | 13.0 | 11.0 | 34,000 | 24,500 | 7.7 | 35,000 | 3.7 | 21,000 | 2.50 | 1,200 | 7/8 | 3/4 | 7/8 | H4TXV02 |
| E(U,C,M,H)1P36B | A80UH1E070B12* | 14.0 | 11.0 | 35,000 | 25,200 | 7.7 | 33,000 | 3.7 | 18,000 | 2.50 | 1,200 | 7/8 | 3/4 | 7/8 | H4TXV02 |
| E(U,C,M,H)1P36B | A80UH1E090B16* | 14.0 | 11.0 | 35,000 | 25,200 | 7.7 | 33,000 | 3.7 | 18,000 | 2.50 | 1,200 | 7/8 | 3/4 | 7/8 | H4TXV02 |
| E(U,C,M,H)1P36C | A80UH1E090C20* | 14.0 | 11.0 | 35,000 | 25,200 | 7.7 | 33,000 | 3.7 | 18,000 | 2.50 | 1,200 | 7/8 | 3/4 | 7/8 | H4TXV02 |
| E(U,C,M,H)1P36C | A80UH1E110C20* | 14.0 | 11.0 | 35,000 | 25,200 | 7.7 | 33,000 | 3.7 | 18,000 | 2.50 | 1,200 | 7/8 | 3/4 | 7/8 | H4TXV02 |
| E(U,C,M,H)1P36A | A80UH2V070A12 | 13.0 | 11.0 | 34,000 | 24,500 | 7.7 | 35,200 | 3.7 | 21,000 | 2.50 | 1,200 | 7/8 | 3/4 | 7/8 | H4TXV02 |
| E(U,C,M,H)1P36B | A80UH2V090B12 | 13.0 | 11.0 | 34,000 | 24,500 | 7.7 | 35,200 | 3.7 | 21,000 | 2.50 | 1,200 | 7/8 | 3/4 | 7/8 | H4TXV02 |
| E(U,C,M,H)1P36B | A80UH2V090B16 | 13.0 | 10.5 | 34,000 | 24,500 | 7.7 | 35,200 | 3.7 | 21,000 | 2.50 | 1,200 | 7/8 | 3/4 | 7/8 | H4TXV02 |
| E(U,C,M,H)1P36C | A80UH2V090C20 | 13.0 | 11.0 | 34,000 | 24,500 | 7.7 | 35,000 | 3.7 | 21,000 | 2.50 | 1,200 | 7/8 | 3/4 | 7/8 | H4TXV02 |
| E(U,C,M,H)1P36C | A80UH2V110C20 | 13.0 | 11.0 | 34,000 | 24,500 | 7.7 | 35,000 | 3.7 | 21,000 | 2.50 | 1,200 | 7/8 | 3/4 | 7/8 | H4TXV02 |
| E(U,C,M,H)1P36B | A95DF1E070B16S | 13.5 | 11.0 | 35,000 | 25,200 | 7.7 | 33,000 | 3.7 | 18,000 | 2.50 | 1,200 | 7/8 | 3/4 | 7/8 | H4TXV02 |
| E(U,C,M,H)1P36C | A95DF1E090C16S | 14.0 | 11.0 | 35,000 | 25,200 | 7.7 | 33,000 | 3.7 | 18,000 | 2.50 | 1,200 | 7/8 | 3/4 | 7/8 | H4TXV02 |
| E(U,C,M,H)1P36C | A95DF1E110C20S | 13.5 | 11.0 | 35,000 | 25,200 | 7.7 | 33,000 | 3.7 | 18,000 | 2.50 | 1,200 | 7/8 | 3/4 | 7/8 | H4TXV02 |
| E(U,C,M,H)1P36B | A95DF2V045B12S | 13.5 | 11.0 | 35,000 | 25,200 | 7.7 | 33,000 | 3.7 | 18,000 | 2.50 | 1,200 | 7/8 | 3/4 | 7/8 | H4TXV02 |
| E(U,C,M,H)1P36B | A95DF2V070B16S | 13.5 | 11.0 | 35,000 | 25,200 | 7.7 | 33,000 | 3.7 | 18,000 | 2.50 | 1,200 | 7/8 | 3/4 | 7/8 | H4TXV02 |

* All Liquid lines and connections are 3/8".

***Continued on the Following Page***

## Specifications—4SHP13LC Continued

| Indoor Model | | Cooling | | | | Heating | | | | | CFM | Refrigerant Connection* | | Refrig. Line Size* | Indoor Exp. Valve |
|---|---|---|---|---|---|---|---|---|---|---|---|---|---|---|---|
| Evaporator Coil or Air Handler | Furnace | SEER | EER | AHRI Rated Cap. | Sens. Cap. | HSPF | 47° | | 17° | | | Outdoor Suction | Indoor Suction | | |
| | | | | | | | Btuh | COP | Btuh | COP | | | | | |
| **4SHP13LC136T Continued** | | | | | | | | | | | | | | | |
| E(U,C,M,H)1P36C | A95DF2V090C20S | 14.0 | 11.0 | 35,000 | 25,200 | 7.7 | 33,000 | 3.7 | 18,000 | 2.50 | 1,200 | 7/8 | 7/8 | 7/8 | H4TXV02 |
| E(U,C,M,H)1P36C | A95DF2V110C20S | 14.0 | 11.0 | 35,000 | 25,200 | 7.7 | 33,000 | 3.7 | 18,000 | 2.50 | 1,200 | 7/8 | 7/8 | 7/8 | H4TXV02 |
| E(U,C,M,H)1P36C | A95UH1E090C16S | 14.0 | 11.0 | 35,000 | 25,200 | 7.7 | 33,000 | 3.7 | 18,000 | 2.50 | 1,200 | 7/8 | 3/4 | 7/8 | H4TXV02 |
| E(U,C,M,H)1P36C | A95UH1E110C20S | 13.5 | 11.0 | 35,000 | 25,200 | 7.7 | 33,000 | 3.7 | 18,000 | 2.50 | 1,200 | 7/8 | 3/4 | 7/8 | H4TXV02 |
| E(U,C,M,H)1P36B | A95UH2V045B12S | 13.5 | 11.0 | 35,000 | 25,200 | 7.7 | 33,000 | 3.7 | 18,000 | 2.50 | 1,200 | 7/8 | 3/4 | 7/8 | H4TXV02 |
| E(U,C,M,H)1P36B | A95UH2V070B12S | 14.0 | 11.0 | 35,000 | 25,200 | 7.7 | 33,000 | 3.7 | 18,000 | 2.50 | 1,200 | 7/8 | 3/4 | 7/8 | H4TXV02 |
| E(U,C,M,H)1P36C | A95UH2V090C12S | 14.0 | 11.0 | 35,000 | 25,200 | 7.7 | 33,000 | 3.7 | 18,000 | 2.50 | 1,200 | 7/8 | 3/4 | 7/8 | H4TXV02 |
| E(U,C,M,H)1P36C | A95UH2V090C16S | 14.0 | 11.0 | 35,000 | 25,200 | 7.7 | 33,000 | 3.7 | 18,000 | 2.50 | 1,200 | 7/8 | 3/4 | 7/8 | H4TXV02 |
| E(U,C,M,H)1P36C | A95UH2V090C20S | 14.0 | 11.0 | 35,000 | 25,200 | 7.7 | 33,000 | 3.7 | 18,000 | 2.50 | 1,200 | 7/8 | 3/4 | 7/8 | H4TXV02 |
| E(U,C,M,H)1P36C | A95UH2V110C16S | 14.0 | 11.0 | 35,000 | 25,200 | 7.7 | 33,000 | 3.7 | 18,000 | 2.50 | 1,200 | 7/8 | 7/8 | 7/8 | H4TXV02 |
| E(U,C,M,H)1P36C | A95UH2V110C20S | 14.0 | 11.0 | 35,000 | 25,200 | 7.7 | 33,000 | 3.7 | 18,000 | 2.50 | 1,200 | 7/8 | 7/8 | 7/8 | H4TXV02 |
| E(U,C,M,H)1P36B | A96DFMV070B12 | 13.0 | 11.0 | 34,000 | 24,500 | 7.7 | 35,000 | 3.7 | 21,000 | 2.50 | 1,200 | 7/8 | 3/4 | 7/8 | H4TXV02 |
| E(U,C,M,H)1P36C | A96DFMV090C16 | 13.0 | 11.0 | 34,000 | 24,500 | 7.7 | 35,000 | 3.7 | 21,000 | 2.50 | 1,200 | 7/8 | 3/4 | 7/8 | H4TXV02 |
| E(U,C,M,H)1P36C | A96DFMV090C20 | 13.0 | 11.0 | 34,000 | 24,500 | 7.7 | 35,000 | 3.7 | 21,000 | 2.50 | 1,200 | 7/8 | 3/4 | 7/8 | H4TXV02 |
| E(U,C,M,H)1P36C | A96DFMV110C20 | 13.0 | 11.0 | 34,000 | 24,500 | 7.7 | 35,000 | 3.7 | 21,000 | 2.50 | 1,200 | 7/8 | 3/4 | 7/8 | H4TXV02 |
| E(U,C,M,H)1P36B | A96UHMV070B12 | 13.0 | 11.0 | 34,000 | 24,500 | 7.7 | 35,000 | 3.7 | 21,000 | 2.50 | 1,200 | 7/8 | 3/4 | 7/8 | H4TXV02 |
| E(U,C,M,H)1P36C | A96UHMV090C12 | 13.0 | 11.0 | 34,000 | 24,500 | 7.7 | 35,000 | 3.7 | 21,000 | 2.50 | 1,200 | 7/8 | 3/4 | 7/8 | H4TXV02 |
| E(U,C,M,H)1P36C | A96UHMV110C20 | 13.0 | 11.0 | 34,000 | 24,500 | 7.7 | 35,000 | 3.7 | 21,000 | 2.50 | 1,200 | 7/8 | 3/4 | 7/8 | H4TXV02 |
| E(U,C,M,H)1P36B | EFC12BC | 13.0 | 11.0 | 34,000 | 24,500 | 7.7 | 35,000 | 3.7 | 21,400 | 2.50 | 1,200 | 7/8 | 3/4 | 7/8 | H4TXV02 |
| E(U,C,M,H)1P36C | EFC16CC | 13.0 | 11.0 | 34,000 | 24,500 | 7.7 | 35,000 | 3.7 | 21,400 | 2.50 | 1,200 | 7/8 | 3/4 | 7/8 | H4TXV02 |
| BCS2M36C****4X | | 13.0 | 11.0 | 34,000 | 24,500 | 7.7 | 35,000 | 3.7 | 21,400 | 2.50 | 1,200 | 7/8 | 7/8 | 7/8 | NA |
| BCS2M36C00NA-1P | | 13.0 | 11.0 | 34,000 | 24,500 | 7.7 | 35,000 | 3.7 | 21,400 | 2.50 | 1,200 | 7/8 | 7/8 | 7/8 | H4TXV02 |
| **4SHP13LC148F** | | | | | | | | | | | | | | | |
| E(U,C)1P60D | A80UH2V135D20 | 13.0 | 11.0 | 47,500 | 34,200 | 7.7 | 44,000 | 3.4 | 27,600 | 2.40 | 1,600 | 7/8 | 7/8 | 7/8 | H4TXV03 |
| E(U,C)1P60D | A80UH2V135D20 | 13.0 | 11.0 | 47,500 | 34,200 | 7.7 | 44,000 | 3.4 | 27,600 | 2.40 | 1,600 | 7/8 | 7/8 | 7/8 | H4TXV03 |
| E(U,C)1P60D | EFC20DC | 13.0 | 11.0 | 47,500 | 34,200 | 7.7 | 43,500 | 3.5 | 27,600 | 2.40 | 1,600 | 7/8 | 7/8 | 7/8 | H4TXV03 |
| ACBX32CM-148 | | 13.0 | 11.0 | 47,500 | 34,200 | 7.7 | 43,500 | 3.5 | 27,600 | 2.40 | 1,600 | 7/8 | 7/8 | 7/8 | NA |
| **4SHP13LC148T** | | | | | | | | | | | | | | | |
| E(U,C)1P60D | A80UH2V135D20 | 13.0 | 11.0 | 47,500 | 34,200 | 7.7 | 44,000 | 3.4 | 27,600 | 2.40 | 1,600 | 7/8 | 7/8 | 7/8 | H4TXV03 |
| E(U,C)1P60D | A80UH2V135D20 | 13.0 | 11.0 | 47,500 | 34,200 | 7.7 | 44,000 | 3.4 | 27,600 | 2.40 | 1,600 | 7/8 | 7/8 | 7/8 | H4TXV03 |
| E(U,C)1P60D | EFC20DC | 13.0 | 11.0 | 47,500 | 34,200 | 7.7 | 43,500 | 3.5 | 27,600 | 2.40 | 1,600 | 7/8 | 7/8 | 7/8 | H4TXV03 |
| ACBX32CM-148 | | 13.0 | 11.0 | 47,500 | 34,200 | 7.7 | 43,500 | 3.5 | 27,600 | 2.40 | 1,600 | 7/8 | 7/8 | 7/8 | NA |
| **4SHP13LC160F** | | | | | | | | | | | | | | | |
| BCS2M60C***4X | | 13.0 | 10.8 | 57,000 | 40,500 | 7.7 | 56,000 | 3.3 | 36,000 | 2.50 | 1,800 | 7/8 | 7/8 | 1-1/8 | NA |
| BCS2M60C00NA-1P | | 13.0 | 10.8 | 57,000 | 40,500 | 7.7 | 56,000 | 3.3 | 36,000 | 2.50 | 1,800 | 7/8 | 7/8 | 1-1/8 | H4TXV03 |
| **4SHP13LC160T** | | | | | | | | | | | | | | | |
| BCS2M60C****4X | | 13.0 | 10.8 | 57,000 | 40,500 | 7.7 | 56,000 | 3.3 | 36,000 | 2.50 | 1,800 | 7/8 | 7/8 | 1-1/8 | NA |
| BCS2M60C00NA-1P | | 13.0 | 10.8 | 57,000 | 40,500 | 77 | 56,000 | 3.3 | 36,000 | 2.50 | 1,800 | 7/8 | 7/8 | 1-1/8 | H4TXV03 |

* All Liquid lines and connections are 3/8".

# ALLIED Commercial ACBX32CM Light Commercial Air Handlers

## Multi-Position, 3-Phase



### Application

- 3, 4, and 5 ton nominal capacities
- Multi-position applications
- One piece design for easy installation but may be disassembled into two separate sections for ease of installation in tight spaces
- Optional field installed electric heat kits: 10, 15, and 20kW

### Cabinet

- Foil faced insulation
- Painted, heavy-gauge galvanized cabinet
- Tool-less access to filter area for quick and easy servicing. Disposable frame type filter factory installed in rails in cabinet.
- High-strength, UV, and heat resistant plastic drain pan for corrosion resistance have dual pipe drains.
- Easy slide out blower assembly
- Electrical inlets in sides and top of cabinet

### Warranty

- 1-year limited parts waranty

### Components

- Efficient multi-speed PSC blower motor
- Standard transformer and blower relay
- Protective sleeves on distributor tubing
- Built-in indoor time delay f
- Drain pan designed for upflow, downflow, or horizontal applications. Deep, corrosion resistant plastic drain pans have dual pipe drains.
- Factory installed R-410A TXV

### Installation

- 1 piece design for easier installation
- Multiposition: upflow/horizontal left/right
- Slide-out blower assembly
- Approved for use in manufactured housing and mobile homes

### Accessories

- Single point power kit
- Counterflow kit
- Combustible floor kit
- Electric heat kits

### Specifications

| Model No. | Volts/Hz/Phase | Electric Heat Available (kW) | Transformer Size & Type | Filter Size (In.) | Refrigerant Connection (IDS) | | Weight (Lbs.) |
|---|---|---|---|---|---|---|---|
| | | | | | Suction (In.) | Liquid (In.) | |
| ABCX32CM-136 | 208-230/60/1<br>460/60/1 | 10, 15, 20 | 40 VA, Class 2 | 20 x 22 | 3/4 | 3/8 | 177 |
| ABCX32CM-148 | 208-230/60/1<br>460/60/1 | 10, 15, 20 | 40 VA, Class 2 | 20 x 24 | 7/8 | 3/8 | 206 |
| ABCX32CM-160 | 208-230/60/1<br>460/60/1 | 10, 15, 20 | 40 VA, Class 2 | 20 x 24 | 1-1/8 | 3/8 | 206 |

### Dimensions

| Air Handler | Height (In.) | Depth (In.) | Width (In.) | Supply Duct Opening (In.) | | Return Duct Opening (In.) | |
|---|---|---|---|---|---|---|---|
| | | | | Depth | Width | Depth | Width |
| ABCX32CM-136 | 51 | 22-5/8 | 21-1/4 | 11-1/16 | 19-3/4 | 21 | 20 |
| ABCX32CM-148 | 58-1/2 | 24-5/8 | 21-1/4 | 11-1/16 | 19-3/4 | 23 | 20 |
| ABCX32CM-160 | 58-1/2 | 24-5/8 | 21-1/4 | 11-1/16 | 19-3/4 | 23 | 20 |

### Air Handlers (Single-phase Blowers) — Prices Available on Request

| STD PKG | U/M | BERCOR NUMBER | DESCRIPTION |
|---|---|---|---|
| 1 | EA | 84791 | ACBX32CM-136-230 3T 208-230V 1 PHASE AIR HANDLER |
| 1 | EA | 84794 | ACBX32CM-136-460 3T 460V 1 PHASE AIR HANDLER |
| 1 | EA | 84792 | ACBX32CM-148-230 4T 208-230V 1 PHASE AIR HANDLER |
| 1 | EA | 84795 | ACBX32CM-148-460 4T 460V 1 PHASE AIR HANDLER |
| 1 | EA | 84793 | ACBX32CM-160-230 5T 208-230V 1 PHASE AIR HANDLER |
| 1 | EA | 84796 | ACBX32CM-160-460 5T 460V 1 PHASE AIR HANDLER |

### 3-Phase Electric Heat Kits

| Used On | STD PKG | U/M | BERCOR NUMBER | DESCRIPTION |
|---|---|---|---|---|
| 230V | 1 | EA | 84797 | ECB29-15CB-Y 15KW 230V 3 PHASE HEAT KIT F/ACBX32 AIR HANDLER |
| 230V | 1 | EA | 84798 | ECB29-20CB-Y 20KW 230V 3 PHASE HEAT KIT F/ACBX32 AIR HANDLER |
| 460V | 1 | EA | 84799 | ECB29-15F-G 15KW 460V 3 PHASE HEAT KIT F/ACBX32 AIR HANDLER |
| 460V | 1 | EA | 84800 | ECB29-20F-G 20KW 460V 3 PHASE HEAT KIT F/ACBX32 AIR HANDLER |

# TS Split System Commercial Condensing Units

## 6 to 20 Tons, R-410A



### Refrigeration System

- High pressure switch shuts off unit if abnormal operating conditions cause discharge pressure to rise above setting.
- Loss of charge switch shuts off unit if liquid line pressure falls below setting.
- Hi-capacity driers trap moisture or dirt that could contaminate the refrigerant system.

### Compressors

- TSA072, 090, and 120S4S models feature a single scroll compressor.
- TSA120S4D, 150, 180 and 240 models have two scroll compressors.
- Crankcase heaters prevent migration of liquid refrigerant into compressors and ensures proper compressor lubrication.

### Cabinet

- Heavy-gauge, pre-painted steel cabinet provides superior rust and corrosion protection.
- Heavy duty steel base channels raise the unit off of mounting surface away from damaging moisture.
- Control box located in separate compartment in unit cabinet.

### Warranties

- 5 year limited warranty on compressor
- 1 year limited warranty on parts

### Specifications

| Model No. | | | TSA072S4S | TSA090S4S | TSA120S4D | TSA150S4D | TSA180S4D | TSA240S4D |
|---|---|---|---|---|---|---|---|---|
| Nominal Size | | Tons | 6 | 7.5 | 10 | 12.5 | 15 | 20 |
| Condenser Coil | Net Face Area | Outer Coil | 29.3 | 29.3 | 29.3 | 34.2 | 58.7 | 58.7 |
| | (Sq. Ft.) | Inner Coil | – | 28.4 | 28.4 | 33.3 | 57.7 | 57.7 |
| | Tube Diameter | In – No. of Rows | 3/8 – 1 | 3/8 – 2 | 3/8 – 2 | 3/8 – 2 | 3/8 – 2 | 3/8 – 2 |
| | Fins Per Inch | | 20 | 20 | 20 | 20 | 20 | 20 |
| Condenser Fans | Diameter | In – No. of Blades | (1) 24 – 3 | (1) 24 – 4 | (2) 24 – 3 | (2) 24 – 4 | (4) 24 – 3 | (4) 24 – 3 |
| | Motor | HP | (1) 1/3 | (1) 1/2 | (2) 1/3 | (2) 1/2 | (4) 1/3 | (4) 1/3 |
| | Total Air Volume | CFM | 5,100 | 5,600 | 8,300 | 10,300 | 16,600 | 16,600 |
| | RPM | | 1075 | 1075 | 1075 | 1075 | 1075 | 1075 |
| | Watts | | 430 | 580 | 830 | 1130 | 1660 | 1660 |
| Connections (Sweat) | Liquid Line – in. (o.d.) | | (1) 5/8 | (1) 5/8 | (2) 5/8 | (2) 5/8 | (2) 5/8 | (2) 5/8 |
| | Suction Line – in. (o.d.) | | (1) 1-1/8 | (1) 1-1/8 | (2) 1-1/8 | (2) 1-1/8 | (2) 1-1/8 | (2) 1-3/8 |
| Shipping Weight | | Lbs | 325 | 375 | 505 | 560 | 800 | 890 |
| Dimensions | H x W x D | In | 48-3/4 x 39-7/8 x 48-3/8 | | 48-3/4 x 60-1/8 x 43-5/8 | | | |

| Model No. | | TSA072S4S | | TSA090S4S | | TSA120S4D | | TSA150S4D | | TSA180S4D | | TSA240S4D | |
|---|---|---|---|---|---|---|---|---|---|---|---|---|---|
| Line Voltage Data (V) at 60 Hz., 3 Phase | | 208/230 | 460 | 208/230 | 460 | 208/230 | 460 | 208/230 | 460 | 208/230 | 460 | 208/230 | 460 |
| Max. Overcurrent Protection (amps)[1] | | 45 | 20 | 50 | 25 | 50 | 25 | 60 | 30 | 90 | 40 | 100 | 50 |
| Min. Circuit Ampacity[2] | | 27 | 14 | 35 | 17 | 41 | 21 | 49 | 25 | 66 | 33 | 78 | 43 |
| Compressor | Rated Load amps (Total) | 19 | 9.7 | 25 | 12.2 | 18(32) | 7.8 (15.6) | 19 (38) | 9.7 (19.4) | 25 (50) | 12.2 (24.4) | 30.1 (60.2) | 16.7 (33.4) |
| | Locked Rotor amps (Total) | 123 | 62 | 164 | 100 | 110 (220) | 52 (104) | 123 (246) | 62 (124) | 164 (328) | 100 (200) | 225 (450) | 114 (228) |
| Condenser Fan Motor (1 Phase) | Full Load Amps (Total) | 2.4 | 1.3 | 3 | 1.5 | 2.4 (4.8) | 1.3 (2.6) | 3 (6) | 1.5 (3) | 2.4 (9.6) | 1.3 (5.2) | 2.4 (9.6) | 1.3 (5.2) |
| | Locked Rotor amps (Total) | 4.7 | 2.4 | 6 | 3 | 4.7 (9.4) | 2.4 (4.8) | 6 (12) | 3 (6) | 4.7 (18.8) | 2.4 (9.6) | 4.7 (18.8) | 2.4 (9.6) |

[1] HACR type circuit breaker or fuse. [2] Refer to National or Canadian Electrical Code manual to determine wire, fuse and disconnect size requirements.

**Prices Available on Request**

| STD PKG | U/M | BERCOR NUMBER | DESCRIPTION |
|---|---|---|---|
| 1 | EA | 84226 | TSA072S4S-Y 6T 208/230V 3PH R410A CONDENSER 45W00 |
| 1 | EA | 84228 | TSA090S4S-Y 7.5T 208/230V 3PH R410A CONDENSER 45W04 |
| 1 | EA | 84230 | TSA120S4D-Y 10T 208/230V 3PH R410A CONDENSER 45W12 |
| 1 | EA | 84232 | TSA150S4D-Y 12.5T 208/230V 3PH R410A CONDENSER 45W16 |
| 1 | EA | 84234 | TSA180S4D-Y 15T 208/230V 3PH R410A CONDENSER 45W20 |
| 1 | EA | 84236 | TSA240S4D-Y 20T 208/230V 3PH R410A CONDENSER 45W24 |
| 1 | EA | 84237 | TSA240S4D-G 20T 460V 3PH R410A CONDENSER 45W25 |
| 1 | EA | 84227 | TSA072S4S-G 6T 460V 3PH R410A CONDENSER 45W01 |
| 1 | EA | 84229 | TSA090S4S-G 7.5T 460V 3PH R410A CONDENSER 45W05 |
| 1 | EA | 84231 | TSA120S4D-G 10T 460V 3PH R410A CONDENSER 45W13 |
| 1 | EA | 84233 | TSA150S4D-G 12.5T 460V 3PH R410A CONDENSER 45W17 |
| 1 | EA | 84235 | TSA180S4D-G 15T 460V 3PH R410A CONDENSER 45W21 |

### Low Ambient Kits

| | | | |
|---|---|---|---|
| 1 | EA | 86398 | 44W17 T2CWKT01LM1 LOW AMBIENT KIT F/TSA72-120 |
| 1 | EA | 86399 | 44W18 T2CWKT02LM1 LOW AMBIENT KIT F/TSA120-150 |
| 1 | EA | 86400 | 44W19 T2CWKT02LM1 LOW AMBIENT KIT F/TSA180-240 |

# TA Split System Commercial Air Handlers

## 6 to 20 Tons, R-410A



- Models 072, 090, 120, 150: single blower wheel
- Models 180, 240: dual blower wheels
- Control box located in separate compartment in unit cabinet. Box may be relocated to alternate location for easier access.
- Cabinet is constructed of heavy-gauge, galvanized steel. It is completely lined with thick fiberglass insulation resulting in quiet and efficient operation due to the excellent sound deadening and insulating qualities of fiberglass.
- Deep, corrosion resistant plastic drain pan.
- Reversible drain pan allows for drain outlets on either end of cabinet; can be repositioned f for horizontal air flow applications.
- Expansion valve is factory installed and piped.
- Multi-circuit coils are equipped with one thermal expansion valve per circuit.
- Knockouts on both sides of the cabinet.
- 5 year limited warranty on compressor
- 1 year limited warranty on parts

| **Model No.** | | **TAA072S4S** | **TAA090S4D** | **TAA120S4D** | **TAA150S4D** | **TAA180S4D** | **TAA240S4D** |
|---|---|---|---|---|---|---|---|
| Nominal Size, Tons | | 6 | 7.5 | 10 | 12.5 | 15 | 20 |
| Connections | Liquid: O.D. – In (sweat) | (1) 5/8 | (2) 5/8 | (2) 5/8 | (2) 5/8 | (2) 5/8 | (2) 5/8 |
| | Suction: O.D. – In (sweat) | (1) 1-1/8 | (2) 7/8 | (2) 7/8 | (2) 7/8 | (2) 1-1/8 | (2) 1-1/8 |
| | Condensate Drain – In (fpt) | (1) NPT | (1) NPT | (1) NPT | (1) NPT | (1) NPT | (1) NPT |
| Evaporator Coil | Net face area (Sq. Ft.) | 8.2 | 8.2 | 11.3 | 11.3 | 16.9 | 16.9 |
| | Coil split: 1st /2nd stage (%) | – | 50/50 | 50/50 | 50/50 | 50/50 | 50/50 |
| | Tube diameter (In) | 3/8 | 3/8 | 3/8 | 3/8 | 3/8 | 3/8 |
| | Number of Rows | 3 | 4 | 4 | 4 | 3 | 4 |
| | Fins per Inch | 14 | 14 | 14 | 14 | 14 | 14 |
| Blower & Drive | Wheel (No.) Dia. x Width (In) | (1) 15 x 15 | (1) 15 x 15 | (1) 15 x 15 | (1) 15 x 15 | (2) 15 x 15 | (2) 15 x 15 |
| Filter | Number and size (In) | (3) 16 x 25 x 2 | (3) 16 x 25 x 2 | (4) 16 x 25 x 2 | (4) 16 x 25 x 2 | (6) 16 x 25 x 2 | (6) 16 x 25 x 2 |
| Shipping Weight (Lbs.) | | 380 | 400 | 495 | 515 | 760 | 800 |
| Dimensions | H x W x D (In) | 54-3/4 x 29-1/2 x 51-1/4 | | 54-3/4 x 29-1/2 x 67-1/4 | | 54-3/4 x 29-1/2 x 96-1/4 | |

### Air Handlers

**Prices Available on Request**

| STD PKG | U/M | BERCOR NUMBER | DESCRIPTION |
|---|---|---|---|
| 1 | EA | 84238 | TAA072S4S 6T 208/230V 3PH R410A AIR HANDLER 45W60 |
| 1 | EA | 84239 | TAA072S4S 6T 460V 3PH R410A AIR HANDLER 45W61 |
| 1 | EA | 84240 | TAA090S4D 7.5T 208/230V 3PH R410 AIR HANDLER 45W64 |
| 1 | EA | 84241 | TAA090S4D 7.5T 460V 3PH R410A AIR HANDLER 45W65 |
| 1 | EA | 84242 | TAA120S4D 10T 208/230V 3PH R410A AIR HANDLER 45W68 |
| 1 | EA | 84243 | TAA120S4D 10T 460V 3PH R410A AIR HANDLER 45W69 |
| 1 | EA | 84244 | TAA150S4D 12.5T 208/230V 3PH R410A AIR HANDLER 45W72 |
| 1 | EA | 84245 | TAA150S4D 12.5T 460V 3PH R410A AIR HANDLER 45W73 |
| 1 | EA | 84246 | TAA180S4D 15T 208/230V 3PH R410A AIR HANDLER 45W76 |
| 1 | EA | 84247 | TAA180S4D 15T 460V 3PH R410A AIR HANDLER 45W77 |
| 1 | EA | 84248 | TAA240S4D 20T 208/230V 3PH R410A AIR HANDLER 45W80 |
| 1 | EA | 84249 | TAA240S4D 20T 460V 3PH R410A AIR HANDLER 45W81 |

### Heat Kits for TAA 6 through 12.5 Ton Air Handlers

| | | | |
|---|---|---|---|
| 1 | EA | 86401 | 46W50 10KW 208/230V 3PH HEAT KIT FOR TAA T3H0010LM1Y |
| 1 | EA | 86402 | 46W55 10KW 460V 3PH HEAT KIT FOR TAA T3H0010LM1G |
| 1 | EA | 86403 | 46W51 15KW 208/230V 3PH HEAT KIT FOR TAA T3H0015LM1Y |
| 1 | EA | 86404 | 46W56 15KW 460V 3PH HEAT KIT FOR TAA T3H0015LM1G |
| 1 | EA | 86405 | 46W52 25KW 208/230V 3PH HEAT KIT FOR TAA T3H0025LM1Y |
| 1 | EA | 86406 | 46W57 25KW 460V 3PH HEAT KIT FOR TAA T3H0025LM1G |
| 1 | EA | 86407 | 46W53 35KW 208/240V 3PH HEAT KIT FOR TAA T3H0035LM1Y |
| 1 | EA | 86408 | 46W58 35KW 460V 3PH HEAT KIT FOR TAA T3H0035LM1G |

### Heat Kits for TAA 15 through 20 Ton Air Handlers

| | | | |
|---|---|---|---|
| 1 | EA | 86409 | 46W65 20KW 208/240V 3PH HEAT KIT FOR TAA T3EH0020N-1Y |
| 1 | EA | 86410 | 46W69 20KW 460V 3PH HEAT KIT FOR TAA T3EH0020N-1G |
| 1 | EA | 86411 | 46W66 30KW 208/240V 3PH HEAT KIT FOR TAA T3EH0030N-1Y |
| 1 | EA | 86412 | 46W70 30KW 460V 3PH HEAT KIT FOR TAA T3EH0030N-1G |
| 1 | EA | 84252 | 49W39 40KW 208/240 3PH HEAT KIT T3EH0040N-1Y |
| 1 | EA | 84255 | 49W40 40KW 460V 3PH HEAT KIT T3EH0040N-1G |
| 1 | EA | 86415 | 46W67 50KW 208/240V 3PH HEAT KIT FOR TAA T3EH0050N-1Y |
| 1 | EA | 86416 | 46W71 50KW 460V 3PH HEAT KIT FOR TAA T3EH0050N-1G |

# ALLIED Commercial ZGB & ZGA Packaged Gas/Electric Rooftop Units

## 3 to 6 Tons



**ZGB**



**ZGA**

### Cabinet

- Heavy-gauge steel panels and full perimeter heavy-gauge galvanized steel base rail.
- Units are shipped in downflow (vertical) configuration and can be field converted to horizontal air flow.
- Access panels are provided for the compressor, heating, controls, blower and air filter/economizer section.

### Heating System

- Heat exchanger: Tubular construction, aluminized steel, life cycle tested.
- Electronic pilot ignition.

### Warranties

- Limited 10-year on aluminized heat exchanger.
- Limited 5-year warranty on compressor.
- Limited 3-years on the Eco-last™ coil system
- Limited one year on all other covered components.

### Cooling System

- Designed to maximize sensible and latent cooling performance at design conditions.
- Eco-Last™ coil system condenser coil features lightweight, all aluminum brazed fin construction and is constructed of three components: a flat extrusion tube, fins in-between the flat extrusion tube and two refrigerant manifolds. This system provides improved heat transfer performance and requires a smaller refrigerant charge.
- Scroll compressors used for high performance, reliability and quiet operation.
- Evaporator features copper tube coil construction, enhanced rippled-edge aluminum fins, with flared shoulder tubing connections, and silver soldered construction for improved heat transfer.
- Factory leak tested.
- Outdoor coil fan motor is thermal overload protected, totally enclosed, has permanently lubricated bearings, and is shaft down, fan guard mounted.

### 14 Seer 1-Phase ZGB Units — Prices Available Upon Request

| STD PKG | U/M | BERCOR NUMBER | DESCRIPTION |
|---|---|---|---|
| 1 | EA | 86480 | ZGB036S4BY-P AE823 208/230V 1PH 3T 14 SEER 108KB BELT DR G/E PKG |
| 1 | EA | 86481 | ZGB048S4BX-P AE824 208/230V 1PH 4T 14 SEER 150KB BELT DR G/E PKG |
| 1 | EA | 86482 | ZGB060S4BY-P AE821 208/230V 1PH 5T 14 SEER 108KB BELT DR G/E PKG |
| 1 | EA | 86483 | ZGB060S4BX-P AE822 208/230V 1PH 5T 14 SEER 150KB BELT DR G/E PKG |

### 13 Seer 3-Phase ZGA Units

| | | | |
|---|---|---|---|
| 1 | EA | 86426 | ZGA036S4BM-Y V9638 208/230V 3PH 3T 108KB BELT DR GAS/ELEC PKG |
| 1 | EA | 86427 | ZGA036S4BM-G V9642 460V 3PH 3T 108KB BELT DR GAS/ELEC PKG |
| 1 | EA | 86429 | ZGA048S4BM-Y V9649 208/230V 3PH 4T 108KB BELT DR GAS/ELEC PKG |
| 1 | EA | 86430 | ZGA048S4BH-Y V9648 208/230V 3PH 4T 150KB BELT DR GAS/ELEC PKG |
| 1 | EA | 86431 | ZGA048S4BM-G L1898 460V 3PH 4T 108KB BELT DR GAS/ELEC PKG |
| 1 | EA | 86434 | ZGA060S4BM-Y V9661 208/230V 3PH 5T 108KB BELT DR GAS/ELEC PKG |
| 1 | EA | 86435 | ZGA060S4BU-Y V9662 208/230V 3PH 5T 108KB 2-STG BELT GAS/ELEC PKG |
| 1 | EA | 86486 | ZGA060S4BM-G L1897 460V 3PH 5T 108KB 1-STG BELT GAS/ELEC PKG |
| 1 | EA | 86436 | ZGA060S4BH-Y V9660 208/230V 3PH 5T 150KB 2-STG BELT GAS/ELEC PKG |
| 1 | EA | 86437 | ZGA060S4BH-G V9668 460V 3PH 5T 150KB 2-STG BELT GAS/ELEC PKG |
| 1 | EA | 86484 | ZGA072S4BH-Y AF068 208/230V 3PH 6T 150KB BELT DR GAS/ELEC PKG |
| 1 | EA | 86485 | ZGA072S4BH-G AF070 460V 3PH 6T 150KB BELT DR GAS/ELEC PKG |

***Continued on the Following Page***

## ZGB Cooling Specifications, 3 to 6 Tons

| General Data | Nominal Tonnage | 3 Ton | 4 Ton | 5 Ton |
|---|---|---|---|---|
| | **Model No.** | **ZGB036S4B** | **ZGB048S4B** | **ZGB060S4B** |
| | **Efficiency Type** | **Standard** | **Standard** | **Standard** |
| **Cooling Performance** | Gross Cooling Capacity (Btuh) | 36,200 | 46,700 | 58,300 |
| | Net Cooling Capacity (Btuh)[1] | 35,000 | 45,500 | 57,000 |
| | AHRI Rated Air Flow (CFM) | 1190 | 1380 | 1725 |
| | Sound Rating Number (SRN) (dBA)[2] | 77 | 80 | 78 |
| | Total Unit Power (kW) | 3.0 | 4.1 | 5.1 |
| | SEER (Btuh/Watt)[1] | 14.00 | 14.00 | 14.00 |
| | EER (Btuh/Watt)[1] | 11.70 | 11.20 | 11.20 |
| **Refrigerant** | Type | R-410A | R-410A | R-410A |
| | Charge Furnished | 5 lbs. 2 oz. | 5 lbs. 4 oz. | 7 lbs. 5 oz. |
| **Gas Heating Options** | | Standard (1 Stage) or Medium (1 or 2 Stage) | Standard (1 Stage), Medium (1 or 2 Stage) or High (1 or 2 Stage) | |
| **Compressor Type (one per unit)** | | Scroll | Scroll | Scroll |
| **Outdoor Coil** | Net Face Area (Sq. Ft.) | 12.8 | 12.8 | 19.90 |
| | Number of Rows | 1 | 1 | 1 |
| | Fins / Inch | 23 | 23 | 23 |
| **Outdoor Coil Fan** | Motor HP | (1) 1/4 (PSC) | (1) 1/4 (PSC) | (1) 1/4 (PSC) |
| | Motor RPM | 825 | 825 | 825 |
| | Total Motor Watts | 310 | 310 | 310 |
| | Diameter (In.) | (1) 22 | (1) 22 | (1) 22 |
| | Number of Blades | 4 | 4 | 4 |
| | Total Air Volume (CFM) | 3700 | 3700 | 3700 |
| **Indoor Coil** | Net Face Area (Sq. Ft.) | 8.4 | 8.4 | 10.8 |
| | Tube Diameter (In.) | 3/8 | 3/8 | 3/8 |
| | Number of Rows | 3 | 3 | 3 |
| | Fins per Inch | 14 | 14 | 14 |
| | Drain Connection: No. and Size (In.) | (1) 1 NPT | (1) 1 NPT | (1) 1 NPT |
| | Expansion Device Type | Fixed Orifice | Fixed Orifice | Fixed Orifice |
| **Indoor Blower & Drive Selection[3]** | Nominal Motor HP | 1 HP[4], 1.5 HP | 1 HP[4], 1.5 HP | 1 HP[4], 1.5 HP |
| | Maximum Usable Motor HP | 1.15 HP, 1.7 HP | 1.15 HP, 1.7 HP | 1.15 HP, 1.7 HP |
| | Available Drive Kits | Kit #ZA01 678-1035 rpm Kit #ZA04 964-1471 rpm | Kit #ZA02 803-1226 rpm Kit #ZA05[5] 1098-1490 rpm | Kit #ZA03 906-1383 rpm Kit #ZA06[5] 1262-1634 rpm |
| **Wheel Nominal Diameter x Width (In.)** | | 10 x 10 | 10 x 10 | 10 x 10 |
| **Filters** | Type | Disposable | | |
| | Number and Size (In.) | (4) 14 x 20 x 2 | | (2) 16 x 20 x 2, (2) 20 x 20 x2 |
| **Electrical Characteristics** | 1-Phase, 60 Hz. | 208/230V | | |
| | 3-Phase, 60 Hz. | 208/230V, 460V & 575V | | |

NOTE: Net capacity includes evaporator blower motor heat deduction. Gross capacity does not include evaporator blower motor heat deduction.

1 AHRI Certified to AHRI Standard 210/240: 95° F outdoor air temperature and 80° F db/67° F wb entering evaporator air; minimum external duct static pressure.

2 Sound Rating Number (SRN) rated in accordance with test conditions included in ANSI/AHRI Standard 270-2008.

3 Using total air volume and system static pressure requirements determine from blower performance tables rpm and motor HP required. Maximum usable HP of motors furnished is shown. In Canada, nominal motor HP is also maximum usable motor HP output. If motors of comparable HP are used, be sure to keep within the service factor limitations outlined on the motor nameplate.

4 1 HP blower motor is not available for 208/230V-1ph applications.

5 1.5 HP motor is required with Z05 and Z06 drive kits.

## ZGB Heating Specifications

| Model No. | | ZGB036, 048, 060 | ZGB036, 048, 060 | ZGB036. 048, 060 | ZGB048, 060 | ZGB048,060 |
|---|---|---|---|---|---|---|
| **Heat Input Type** | | Standard (1-Stage) | Medium (1-Stage) | Medium (2-Stage) | High (1-Stage) | High (2-Stage) |
| **Input** | 1st Stage | 65,000 | 108,000 | 75,600 | 150,000 | 105,000 |
| **BTUH** | 2nd Stage | – | – | 108,000 | – | 150,000 |
| **Output** | 1st Stage | 52,000 | 84,600 | 60,480 | 120,000 | 84,000 |
| **BTUH** | 2nd Stage | – | – | 86,400 | – | 120,000 |
| **Temperature** | 1st stage | 15–45 | 35–65 | 20–50 | 45–75 | 25–55 |
| **Rise** | 2nd Stage | – | – | 35 - 65 | – | 45–75 |
| **AFUE[1]** | | 80% | 80% | 80% | 80% | 80% |
| **Thermal Efficiency[2]** | | 80% | 80% | 80% | 80% | 80% |
| **Gas Supply Connections** | | 1/2 In. NPT | | | | |
| **Rec. Gas Supply Pressure (Nat./LPG)** | | 7 In. w.g./11 In. w.g. | | | | |

1 1-phase models: Annual Fuel Utilization Efficiency based on U.S. DOE test procedures and FTC labeling regulations.

2 3-phase models.

## ZGA Cooling Specifications, 3 to 5 Tons

| | | | | |
|---|---|---|---|---|
| **General Data** | Nominal Tonnage | **3 Ton** | **4 Ton** | **5 Ton** |
| | Model No. | **ZGA036S4B** | **ZGA048S4B** | **ZGA060S4B** |
| | Efficiency Type | Standard | Standard | Standard |
| **Cooling Performance** | Gross Cooling Capacity (Btuh) | 36,100 | 47,000 | 58,900 |
| | Net Cooling Capacity (Btuh)[1] | 34,600 | 45,000 | 57,000 |
| | AHRI Rated Air Flow (CFM) | 1200 | 1550 | 1650 |
| | Sound Rating Number (SRN) (dBA)[2] | 77 | 80 | 83 |
| | Total Unit Power (kW) | 3.0 | 4.3 | 5.3 |
| | SEER (Btuh/Watt)[1] | 13.00 | 13.00 | 13.00 |
| | EER (Btuh/Watt)[1] | 11.50 | 10.60 | 10.70 |
| **Refrigerant** | Type | R-410A | R-410A | R-410A |
| | Charge Furnished | 4 lbs. 1 oz. | 4 lbs. 6 oz. | 5 lbs. 6 oz. |
| **Gas Heating Options** | | Standard (1 Stage) or Medium (1 or 2 Stage) | Standard (1 Stage), Medium (1 or 2 Stage) or High (1 or 2 Stage) | |
| **Compressor Type (one per unit)** | | Scroll | Scroll | Scroll |
| **Outdoor Coil** | Net Face Area (Sq. Ft.) | 12.8 | 12.8 | 15.2 |
| | Number of Rows | 1 | 1 | 1 |
| | Fins / Inch | 23 | 23 | 23 |
| **Outdoor Coil Fan** | Motor HP | (1) 1/6 (PSC) | (1) 1/4 (PSC) | (1) 1/3 (PSC) |
| | Motor RPM | 825 | 825 | 1075 |
| | Total Motor Watts | 200 | 310 | 360 |
| | Diameter (In.) | (1) 22 | (1) 22 | (1) 22 |
| | Number of Blades | 4 | 4 | 3 |
| | Total Air Volume (CFM) | 2700 | 3300 | 3800 |
| **Indoor Coil** | Net Face Area (Sq. Ft.) | 8.4 | 8.4 | 8.4 |
| | Tube Diameter (In.) | 3/8 | 3/8 | 3/8 |
| | Number of Rows | 2 | 2 | 3 |
| | Fins per Inch | 14 | 14 | 14 |
| | Drain Connection: No. and Size (In.) | (1) 1 NPT | (1) 1 NPT | (1) 1 NPT |
| | Expansion Device Type | Fixed Orifice | Fixed Orifice | Fixed Orifice |
| **Indoor Blower & Drive Selection[3]** | Nominal Motor HP | 1 HP[4], 1.5 HP | 1 HP[4], 1.5 HP | 1 HP[4], 1.5 HP |
| | Maximum Usable Motor HP | 1.15 HP, 1.7 HP | 1.15 HP, 1.7 HP | 1.15 HP, 1.7 HP |
| | Available Drive Kits | Kit #Z01 678-1035 rpm Kit #Z04 964-1471 rpm | Kit #Z02 803-1226 rpm Kit #Z05[5] 1098-1490 rpm | Kit #Z03 906-1383 rpm Kit #Z06[5] 1262-1634 rpm |
| **Wheel Nominal Diameter x Width (In.)** | | 10 x 10 | 10 x 10 | 10 x 10 |
| **Filters** | Type | Disposable | | |
| | Number and Size (In.) | (4) 14 x 20 x 2 | | |
| **Electrical Characteristics** | 1-Phase, 60 Hz. | 208/230V | | |
| | 3-Phase, 60 Hz. | 208/230V, 460V & 575V | | |

NOTE: Net capacity includes evaporator blower motor heat deduction. Gross capacity does not include evaporator blower motor heat deduction.

[1] AHRI Certified to AHRI Standard 210/240: 95° F outdoor air temperature and 80° F db/67° F wb entering evaporator air; minimum external duct static pressure.

[2] Sound Rating Number (SRN) rated in accordance with test conditions included in ANSI/AHRI Standard 270-2008.

[3] Using total air volume and system static pressure requirements determine from blower performance tables rpm and motor HP required. Maximum usable HP of motors furnished is shown. In Canada, nominal motor HP is also maximum usable motor HP output. If motors of comparable HP are used, be sure to keep within the service factor limitations outlined on the motor nameplate.

[4] 1 HP blower motor is not available for 208/230V-1ph applications.

[5] 1.5 HP motor is required with Z05 and Z06 drive kits.

## ZGA Heating Specifications

| **Model No.** | | **ZGA036, 048, 060** | **ZGA036, 048, 060** | **ZGA036. 048, 060** | **ZGA048, 060** | **ZGA048,060** |
|---|---|---|---|---|---|---|
| **Heat Input Type** | | Standard (1-Stage) | Medium (1-Stage) | Medium (2-Stage) | High (1-Stage) | High (2-Stage) |
| **Input** | 1st Stage | 65,000 | 108,000 | 75,600 | 150,000 | 105,000 |
| **BTUH** | 2nd Stage | – | – | 108,000 | – | 150,000 |
| **Output** | 1st Stage | 52,000 | 84,600 | 60,480 | 120,000 | 84,000 |
| **BTUH** | 2nd Stage | – | – | 86,400 | – | 120,000 |
| **Temperature** | 1st stage | 15–45 | 35–65 | 20–50 | 45–75 | 25–55 |
| **Rise** | 2nd Stage | – | – | 35 - 65 | – | 45–75 |
| **AFUE[1]** | | 80% | 80% | 80% | 80% | 80% |
| **Thermal Efficiency[2]** | | 80% | 80% | 80% | 80% | 80% |
| **Gas Supply Connections** | | 1/2 In. NPT | | | | |
| **Rec. Gas Supply Pressure (Nat./LPG)** | | 7 In. w.g./11 In. w.g. | | | | |

[1] 1-phase models: Annual Fuel Utilization Efficiency based on U.S. DOE test procedures and FTC labeling regulations.

[2] 3-phase models.

# ALLIED Commercial ZCB & ZCA Packaged Electric/Electric Rooftop Units

## 3 to 6 Tons



ZCB



ZCA

### Cabinet

- Heavy-gauge steel panels and full perimeter heavy-gauge galvanized steel base rail.
- Units are shipped in downflow (vertical) configuration and can be field converted to horizontal air flow.
- Access panels are provided for the compressor, heating, controls, blower and air filter/ economizer section.

### Heating System

- Optional field installed electric heat

### Warranties and Approvals

- Limited 5-year warranty on compressor
- Limited 3-years on the Eco-last™ coil system
- Limited 1-year on all other covered components
- ETL and CSA listed
- ASHRAE 90.1 compliant
- AHRI certified to AHRI Standard 210/240-2008

### Cooling System

- Designed to maximize sensible and latent cooling performance at design conditions.
- Eco-Last™ coil system condenser coil features lightweight, all aluminum brazed fin construction and is constructed of three components: a flat extrusion tube, fins in-between the flat extrusion tube and two refrigerant manifolds. This system provides improved heat transfer performance and requires a smaller refrigerant charge.
- Scroll compressors used for high performance, reliability and quiet operation.
- Evaporator coil features copper tube coil construction, enhanced rippled-edge aluminum fins, with flared shoulder tubing connections, and silver soldered construction for improved heat transfer.
- Factory leak tested.
- Outdoor coil fan motor is thermal overload protected, totally enclosed, has permanently lubricated bearings, and is shaft down, fan guard mounted.

### 14 SEER 1-Phase ZCB Units

**Prices Available on Request**

| STD PKG | U/M | BERCOR NUMBER | DESCRIPTION |
|---|---|---|---|
| 1 | EA | 86475 | ZCB036S4BN-P AE715 208/230V 1PH 3T 14 SEER BELT DR PKG AC |
| 1 | EA | 86476 | ZCB048S4BN-P AE829 208/230V 1PH 4T 14 SEER BELT DR PKG AC |
| 1 | EA | 86477 | ZCB060S4BN-P AE820 208/230V 1PH 5T 14 SEER BELT DR PKG AC |

### 13 Seer 1-Phase ZCA Units

| | | | |
|---|---|---|---|
| 1 | EA | 86442 | ZCA060S4BN-P V9632 208/230V 1PH 5T BELT DR PKG AC |

### 13 Seer 3-Phase ZCA Units

| | | | |
|---|---|---|---|
| 1 | EA | 86439 | ZCA036S4BN Y V9625 208/230V 3PH 3T BELT DR PKG AC |
| 1 | EA | 86441 | ZCA048S4BN-Y V9628 208/230V 3PH 4T BELT DR PKG AC |
| 1 | EA | 86443 | ZCA060S4BN-Y V9631 208/230V 3PH 5T BELT DR PKG AC |
| 1 | EA | 86444 | ZCA060S4BN-G V9633 460V 3PH 5T BELT DR PKG AC |
| 1 | EA | 86478 | ZCA072S4BN-Y AF071 208/230V 3PH 6T BELT DR PKG AC |
| 1 | EA | 86479 | ZCA072S4BN-G AF021 460V 3PH 6T BELT DR PKG AC |

***Continued on the Following Page***

## ZCB Cooling Specifications, 3 to 6 Tons, 14 SEER

| | | | | |
|---|---|---|---|---|
| **General Data** | **Nominal Tonnage** | **3 Ton** | **4 Ton** | **5 Ton** |
| | **Model No.** | **ZCB036S4B** | **ZCB048S4B** | **ZCB060S4B** |
| | **Efficiency Type** | **Standard** | **Standard** | **Standard** |
| | Gross Cooling Capacity (Btuh) | 36,200 | 46,700 | 58,300 |
| | Net Cooling Capacity (Btuh) [1] | 35,000 | 45,500 | 57,000 |
| | AHRI Rated Air Flow (CFM) | 1190 | 1380 | 1725 |
| | Sound Rating Number (SRN) (dBA) [2] | 77 | 80 | 78 |
| | Total Unit Power (Kw) | 3.0 | 4.1 | 5.1 |
| | SEER (Btuh/Watt) [1] | 14.00 | 14.00 | 14.00 |
| | EER (Btuh/Watt) [1] | 11.70 | 11.20 | 11.20 |
| **Refrigerant** | Type | R-410A | R-410A | R-410A |
| | Charge Furnished | 5 lbs. 2 oz. | 5 lbs. 4 oz. | 7 lbs. 5 oz. |
| **Electric Heat Available** | | 5, 7.5, 10, 15 kW | 5, 7.5, 10, 15, 22.5 kW | |
| **Compressor Type (One per Unit)** | | Scroll | Scroll | Scroll |
| **Outdoor Coil** | Net Face Area (Sq. Ft.) | 12.8 | 12.8 | 19.9 |
| | Number of Rows | 1 | 1 | 1 |
| | Fins / Inch | 23 | 23 | 23 |
| **Outdoor Coil Fan** | Motor HP | (1) 1/4 (PSC) | (1) 1/4 (PSC) | (1) 1/4 (PSC) |
| | Motor RPM | 825 | 825 | 825 |
| | Total Motor Watts | 315 | 315 | 315 |
| | Diameter (In.) | (1) 22 | (1) 22 | (1) 22 |
| | Number of Blades | 4 | 4 | 4 |
| | Total Air Volume (CFM) | 3700 | 3700 | 3700 |
| **Indoor Coil** | Net Face Area (Sq. Ft.) | 8.4 | 8.4 | 10.8 |
| | Tube Diameter (In.) | 3/8 | 3/8 | 3/8 |
| | Number of Rows | 3 | 3 | 3 |
| | Fins per Inch | 14 | 14 | 14 |
| | Drain Connection (No. and Size) (In.) | (1) 1 NPT | (1) 1 NPT | (1) 1 NPT |
| | Expansion Device Type | Fixed Orifice | Fixed Orifice | Fixed Orifice |
| **Indoor Blower & Drive Selection** [3] | Nominal Motor HP | 1 HP[4], 1.5 HP | 1 HP[4], 1.5 HP | 1 HP[4], 1.5 HP |
| | Maximum Usable Motor HP | 1.15 HP, 1.7 HP | 1.15 HP, 1.7 HP | 1.15 HP, 1.7 HP |
| | Available Drive Kits | Kit #ZA01<br>678-1035 RPM<br>Kit #ZA04<br>964-1471 RPM | Kit #ZA02<br>803-1226 RPM<br>Kit #ZA05[5]<br>1098-1490 RPM | Kit #ZA03<br>906-1383 RPM<br>Kit #ZA06[5]<br>1262-1634 RPM |
| **Wheel Nominal Diameter x Width (In.)** | | 10 x 10 | 10 x 10 | |
| **Filters** | Type | Disposable | | |
| | Number and Size (In.) | (4) 14 x 20 x 2 | | (2) 16 x 20 x 2,<br>(2) 20 x 20 x2 |
| **Electrical Characteristics** | 1-Phase, 60 Hz. | 208/230V | 208/230V | 208/230V |
| | 3-Phase, 60 Hz. | 208/230V,<br>460V & 575V | 208/230V<br>460V & 575V | 208/230V<br>460V & 575V |

NOTE: Net capacity includes evaporator blower motor heat deduction. Gross capacity does not include evaporator blower motor heat deduction.

[1] AHRI Certified to AHRI Standard 210/240: 95°F outdoor air temperature and 80° F db/67° F wb entering evaporator air; minimum external duct static pressure.

[2] Sound Rating Number (SRN) rated in accordance with test conditions included in ANSI/AHRI Standard 270-2008.

[3] Using total air volume and system static pressure requirements determine from blower performance tables RPM and motor HP required. Maximum usable HP of motors furnished is shown. In Canada, nominal motor HP is also maximum usable motor HP output. If motors of comparable HP are used, be sure to keep within the service factor limitations outlined on the motor nameplate.

[4] 1 HP blower motor is not available for 208/230V-1Ph applications.

[5] 1.5 HP motor is required with Z05 and Z06 drive kits.

## ZCA Cooling Specifications, 3 to 6 Tons, 13 SEER

| | | | | |
|---|---|---|---|---|
| **General Data** | Nominal Tonnage | **3 Ton** | **4 Ton** | **5 Ton** |
| | Model No. | **ZCA036S4B** | **ZCA048S4B** | **ZCA060S4B** |
| | Efficiency Type | Standard | Standard | Standard |
| | Gross Cooling Capacity (Btuh) | 36,100 | 47,000 | 58,900 |
| | Net Cooling Capacity (Btuh) [1] | 34,600 | 45,000 | 57,000 |
| | AHRI Rated Air Flow (CFM) | 1200 | 1550 | 1650 |
| | Sound Rating Number (SRN) (dBA) [2] | 77 | 80 | 83 |
| | Total Unit Power (Kw) | 3.1 | 4.3 | 5.3 |
| | SEER (Btuh/Watt) [1] | 13.00 | 13.00 | 13.00 |
| | EER (Btuh/Watt) [1] | 11.50 | 10.60 | 10.70 |
| **Refrigerant** | Type | R-410A | R-410A | R-410A |
| | Charge Furnished | 4 lbs. 1 oz. | 4 lbs. 6 oz. | 5 lbs. 6 oz. |
| **Electric Heat Available** | | 5, 7.5, 10, 15 kW | 5, 7.5, 10, 15, 22.5 kW | |
| **Compressor Type (One per Unit)** | | Scroll | Scroll | Scroll |
| **Outdoor Coil** | Net Face Area (Sq. Ft.) | 12.8 | 12.8 | 15.2 |
| | Number of Rows | | 1 | 1 |
| | Fins / Inch | 23 | 23 | 23 |
| **Outdoor Coil Fan** | Motor HP | (1) 1/6 (PSC) | (1) 1/4 (PSC) | (1) 1/3 (PSC) |
| | Motor RPM | 825 | 825 | 1075 |
| | Total Motor Watts | 200 | 310 | 360 |
| | Diameter (In.) | (1) 22 | (1) 22 | (1) 22 |
| | Number of Blades | 4 | 4 | 3 |
| | Total Air Volume (CFM) | 2700 | 3300 | 3800 |
| **Indoor Coil** | Net Face Area (Sq. Ft.) | 8.4 | 8.4 | 8.4 |
| | Tube Diameter (In.) | 3/8 | 3/8 | 3/8 |
| | Number of Rows | 2 | 2 | 3 |
| | Fins per Inch | 14 | 14 | 14 |
| | Drain Connection (No. and Size) (In.) | (1) 1 NPT | (1) 1 NPT | (1) 1 NPT |
| | Expansion Device Type | Fixed Orifice | Fixed Orifice | Fixed Orifice |
| **Indoor Blower & Drive Selection** [3] | Nominal Motor HP | 1 HP[4], 1.5 HP | 1 HP[4], 1.5 HP | 1 HP[4], 1.5 HP |
| | Maximum Usable Motor HP | 1.15 HP, 1.7 HP | 1.15 HP, 1.7 HP | 1.15 HP, 1.7 HP |
| | Available Drive Kits | Kit #Z01<br>678-1035 RPM<br>Kit #Z04<br>964-1471 RPM | Kit #Z02<br>803-1226 RPM<br>Kit #Z05[5]<br>1098-1490 RPM | Kit #Z03<br>906-1383 RPM<br>Kit #Z06[5]<br>1262-1634 RPM |
| **Wheel Nominal Diameter x Width (In.)** | | 10 x 10 | 10 x 10 | 10 x 10 |
| **Filters** | Type | Disposable | | |
| | Number and Size (In.) | (4) 14 x 20 x 2 | | |
| **Electrical Characteristics** | 1-Phase, 60 Hz. | 208/230V | 208/230V | 208/230V |
| | 3-Phase, 60 Hz. | 208/230V,<br>460V & 575V | 208/230V<br>460V & 575V | 208/230V<br>460V & 575V |

NOTE: Net capacity includes evaporator blower motor heat deduction. Gross capacity does not include evaporator blower motor heat deduction.

1 AHRI Certified to AHRI Standard 210/240: 95°F outdoor air temperature and 80° F db/67° F wb entering evaporator air; minimum external duct static pressure.

2 Sound Rating Number (SRN) rated in accordance with test conditions included in ANSI/AHRI Standard 270-2008.

3 Using total air volume and system static pressure requirements determine from blower performance tables RPM and motor HP required. Maximum usable HP of motors furnished is shown. In Canada, nominal motor HP is also maximum usable motor HP output. If motors of comparable HP are used, be sure to keep within the service factor limitations outlined on the motor nameplate.

4 1 HP blower motor is not available for 208/230V-1Ph applications.

5 1.5 HP motor is required with Z05 and Z06 drive kits.

# Z Series Accessories

## For Packaged Rooftop Units, 3 to 6 Tons

| STD PKG | U/M | BERCRO NUMBER | DESCRIPTION |
|---|---|---|---|
| 1 | EA | 86471 | 10A26 208/230V 1 PH 45/50/60A UNIT FUSE BLOCK |
| 1 | EA | 86472 | 10A27 208/230V 3 PH 25/30A UNIT FUSE BLOCK |
| 1 | EA | 86473 | 10A28 208/230V 3 PH 35/40A UNIT FUSE BLOCK |
| 1 | EA | 86474 | 10A29 460V 3 PH 15/20A UNIT FUSE BLOCK |
| 1 | EA | 86448 | 21E01 208/230V 1 OR 3 PH DOWNFLOW POWER EXHAUST |
| 1 | EA | 86449 | 23E01 460V 3 PH DOWNFLOW POWER EXHAUST |
| 1 | EA | 86450 | 24E01 230V 1 OR 3PH Z SERIES HORIZ POWER EXHAUST |
| 1 | EA | 86455 | 27G86 FLUSH CEILING DIFFUSER |
| 1 | EA | 86454 | 27G87 STEP DOWN CEILING DIFFUSER |
| 1 | EA | 86451 | 28E01 460V 3PH Z SERIES HORIZ POWER EXHAUST |
| 1 | EA | 86445 | 11F77 3-5T 14" HYBRID CURB FOR Z SERIES PACKAGE UNIT |
| 1 | EA | 86453 | 95W73 MANUAL DAMPER W/HOOD |
| 1 | EA | 86452 | 95W74 MOTORIZED DAMPER W/HOOD |
| 1 | EA | 86446 | 98W09 3-6T Z-SERIES DOWNFLOW ECONOMIZER W/DAMPER AND HOOD |
| 1 | EA | 86447 | 98W68 2-6T Z-SERIES HORIZONTAL ECONOMIZER W/DAMPER AND HOOD |
| 1 | EA | 86461 | 98W98 10KW 208/230V 1 PH HEAT KIT |
| 1 | EA | 86464 | 98W99 15KW 208/230V 1 PH HEAT KIT |
| 1 | EA | 86467 | 99W00 22.5KW 208/230V 1 PH HEAT KIT |
| 1 | EA | 86462 | 99W03 10KW 208/230V 3 PH HEAT KIT |
| 1 | EA | 86465 | 99W04 15KW 208/230V 3 PH HEAT KIT |
| 1 | EA | 86468 | 99W05 22.5KW 208/230V 3 PH HEAT KIT |
| 1 | EA | 86463 | 99W08 10KW 460V 3 PH HEAT KIT |
| 1 | EA | 86466 | 99W09 15KW 460V 3 PH HEAT KIT |
| 1 | EA | 86470 | 98W08 Z SERIES 3-5 TON BOTTOM POWER ENTRY KIT |
| 1 | EA | 86469 | 99W10 22.5KW 460V 3 PH HEAT KIT |
| 1 | EA | 86456 | 99W61 3T 208/230 1 OR 3 PH COMPRESSOR CRANKCASE HEATER |
| 1 | EA | 86458 | 99W62 3T 460V 3 PH COMPRESSOR CRANKCASE HEATER |
| 1 | EA | 86457 | 99W64 4-5T 208/230 1 OR 3 PH COMPRESSOR CRANKCASE HEATER |
| 1 | EA | 86459 | 99W65 4-5T 460V 3 PH COMPRESSOR CRANKCASE HEATER |
| 1 | EA | 86460 | 99W67 LOW AMBIENT KIT |

# ALLIED Commercial ZGA Packaged Gas/Electric Rooftop Units

## 7.5 to 12.5 Tons



### Cabinet

- Heavy-gauge steel panels and full perimeter heavy-gauge galvanized steel base rail.
- Units are shipped in downflow (vertical) configuration and can be field converted to horizontal air flow.
- Access panels are provided for the compressor, heating, controls, blower and air filter/ economizer section.

### Heating System

- Heat exchanger: Tubular construction, aluminized steel, life cycle tested.
- Electronic pilot ignition.

### Warranties and Approvals

- Limited 10-year on aluminized heat exchanger.
- Limited 5-year on compressor.
- Limited 3-year on Eco-last™ coil system
- Limited 1-year on other covered components.
- ETL listed,
- ASHRAE 90.1-2010 compliant.
- AHRI certified to Standard 340/360-2007.

### Cooling System

- Designed to maximize sensible and latent cooling performance at design conditions.
- Eco-Last™ coil system condenser coil features lightweight, all aluminum brazed fin construction and is constructed of three components: a flat extrusion tube, fins in-between the flat extrusin tube, and and two refrigerant manifolds. This system provides improved heat transfer performance and requires a smaller refrigerant charge.
- Scroll compressors used for high performance, reliability and quiet operation.
- Evaporator features copper tube coil construction, enhanced rippled-edge aluminum fins, with flared shoulder tubing construction, enhanced rippled-edge connections, and silver soldered construction for improved heat transfer.
- Outdoor coil fan motor is thermal overload protected, totally enclosed, has permanently lubricated bearings, and is shaft up, wire basket mounted.

**208/230V 3-Phase Belt Drive Gas/Electric** **Prices Available on Request**

| STD PKG | U/M | BERCOR NUMBER | DESCRIPTION |
|---|---|---|---|
| 1 | EA | 86279 | ZGA092S4BH-Y L2522 208/230V 3PH 7.5T 240KB 2-STG BELT GAS/ELEC PKG |
| 1 | EA | 86271 | ZGA092S4BM-Y L2513 208/230V 3PH 7.5T 180KB 2-STG BELT GAS/ELEC PKG |
| 1 | EA | 86273 | ZGA102S4BM-Y L2516 208/230V 3PH 8.5T 180KB 2-STG BELT GAS/ELEC PKG |
| 1 | EA | 86281 | ZGA120S4BH-Y L2525 208/230V 3PH 10T 240KB 2-STG BELT GAS/ELEC PKG |
| 1 | EA | 86275 | ZGA120S4BM-Y L2518 208/230V 3PH 10T 180KB 2-STG BELT GAS/ELEC PKG |
| 1 | EA | 86283 | ZGA150S4BH-Y L2528 208/230V 3PH 12.5T 240KB 2-STG BELT GAS/ELEC PKG |
| 1 | EA | 86277 | ZGA150S4BM-Y L2520 208/230V 3PH 12.5T 180KB 2-STG BELT GAS/ELEC PKG |

**460V 3-Phase Belt Drive Gas/Electric**

| | | | |
|---|---|---|---|
| 1 | EA | 86272 | ZGA092S4BM-G L2511 460V 3PH 7.5T 180KB 2-STG BELT GAS/ELEC PKG |
| 1 | EA | 86274 | ZGA102S4BM-G L2514 460V 3PH 8.5T 180KB 2-STG BELT GAS/ELEC PKG |
| 1 | EA | 86282 | ZGA120S4BH-G L2523 460V 3PH 10T 240KB 2-STG BELT GAS/ELEC PKG |
| 1 | EA | 86276 | ZGA120S4BM-G L2517 460V 3PH 10T 180KB 2-STG BELT GAS/ELEC PKG |
| 1 | EA | 86284 | ZGA150S4BH-G L2526 460V 3PH 12.5T 240KB 2-STG BELT GAS/ELEC PKG |
| 1 | EA | 86278 | ZGA150S4BM-G L2519 460V 3PH 12.5T 180KB 2-STG BELT GAS/ELEC PKG |

***Continued on the Following Page***

## ZGA Heating Specifications, 7.5 to 12.5 Tons

| Heat Input Type | Standard (2-Stage) | | Medium (2-Stage) | High (2-Stage) |
|---|---|---|---|---|
| **Input (BTUH)** | 1st Stage | 84,500 | 117,000 | 156,000 |
| | 2nd Stage | 130,000 | 180,000 | 240,000 |
| **Output (BTUH)** | 2nd Stage | 104,000 | 144,000 | 192,000 |
| **Temperature Rise Range (° F)** | | 15–45 | 30–60 | 40–70 |
| **Thermal Efficiency** | | 80% | 80% | 80% |
| **Gas Supply Connections** | | 3/4 In. NPT | 3/4 In. NPT | 3/4 In. NPT |
| **Recommended Gas Supply Pressure** | Natural (In. w.g.) | 7 | 7 | 7 |
| **Gas Supply Pressure** | LPG/Propane (In. w.g.) | 11 | 11 | 11 |

## ZGA Cooling Specifications, 7.5 & 8.5 Tons

| | | | |
|---|---|---|---|
| **General Data** | Nominal Tonnage | **7.5 Ton** | **8.5 Ton** |
| | Model No. | **ZGA092S4B** | **ZGA102S4B** |
| | Efficiency Type | Standard | Standard |
| | Blower Type | Constant Air Volume (CAV) | Constant Air Volume (CAV) |
| **Cooling Performance** | Gross Cooling Capacity (Btuh) | 88,200 | 99,900 |
| | Net Cooling Capacity (Btuh)[1] | 86,600 | 97,000 |
| | AHRI Rated Air Flow (CFM) | 2,800 | 3,250 |
| | Total Unit Power (kW) | 7.8 | 8.8 |
| | SEER (Btuh/Watt)[1] | 11.00 | 11.00 |
| | EER (Btuh/Watt)[1] | 11.80 | 11.80 |
| **Refrigerant** | Type | R-410A | R-410A |
| | Charge Furnished (Circuit 1) | 4 lbs. 7 oz. | 4 lbs. 13 oz. |
| | Charge Furnished (Circuit 2) | 3 lbs. 1 oz. | 4 lbs. 10 oz. |
| **Gas Heating Options** | | Standard (2-Stage)<br>Medium (2-Stage)<br>High (2-Stage | Standard (2-Stage)<br>Medium (2-Stage)<br>High (2-stage |
| **Compressor Type** (Number) | | Scroll (2) | Scroll (2) |
| **Outdoor Coil** | Net Face Area (Sq. Ft.) | 20.9 | 20.9 |
| | Number of Rows | 1 | 1 |
| | Fins/Inch | 23 | 23 |
| **Outdoor Coil Fan** | Motor HP(Number) | 1/3 (2) | 1/3 (2) |
| | Motor RPM | 1075 | 1075 |
| | Total Motor Watts | 740 | 740 |
| | Diameter (No.) | 24 In. (2) | 24 In. (2) |
| | Number of Blades | 3 | 3 |
| | Total Air Volume (CFM) | 8,800 | 8,800 |
| **Indoor Coil** | Net Face Area (Sq. Ft.) | 12.78 | 12.78 |
| | Tube Diameter (In.) | 3/8 | 3/8 |
| | Number of Rows | 2 | 3 |
| | Fins per Inch | 14 | 14 |
| | Drain Connection: Size (No.) | 1 In. NPT (2) | 1 In. NPT (2) |
| | Expansion Device Type | Refrigerant Metering Orifice (RFC) | Refrigerant Metering Orifice (RFC) |
| **Indoor Blower & Drive Selection**[2] | Nominal Motor Output (HP) | 2, 3, 5 | 2, 3, 5 |
| | Max. Usable Motor Output (HP) | 2.3, 3.45, 5.75 | 2.3, 3.45, 5.75 |
| | Motor Drive Kit Number | **2 HP**: Kit 1 (590-890 RPM), Kit 2 (800-1105 RPM), Kit 3 (795-1195 RPM)<br>**3 HP**: Kit 4 (730-970 RPM), Kit 5 (940-1200 RPM), Kit 6 (1015-1300 RPM)<br>**5 HP**: Kit 10 (900-1135 RPM), Kit 11 (1040-1315 RPM), Kit 12 (1125-1425 RPM) | |
| | Wheel Nominal Dia.. x Width (In.) | 15 x 15 | 15 x 15 |
| **Filters** | Type | Disposable | Disposable |
| | Size and (Number) | 20" x 24" x 2" (4) | 20" x 24" x 2" (4) |
| **Electrical Characteristics** | 3-Phase, 60 Hz | 208/230V, 460V, 575V | |

NOTE: Net capacity includes evaporator blower motor heat deduction. Gross capacity does not include evaporator blower motor heat deduction.

[1] AHRI Certified to AHRI Standard 340/360: 95° F outdoor air temperature and 80° F db/67° F wb entering evaporator air; minimum external duct static pressure.
[2] Using total air volume and system static pressure requirements determine from blower performance tables rpm and motor HP required. Maximum usable HP of motors furnished is shown. In Canada, nominal motor HP is also maximum usable motor HP output. If motors of comparable HP are used, be sure to keep within the service factor limitations outlined on the motor nameplate.

NOTE: Units equipped with Single VAV Supply Fan option are limited to a motor service factor of 1.0.

***Continued on the Following Page***

## ZGA Cooling Specifications, 10 & 12.5 Ton

| | | | |
|---|---|---|---|
| **General Data** | Nominal Tonnage | **10 Ton** | **12.5Ton** |
| | Model No. | **ZGA120S4B** | **ZGA150S4B** |
| | Efficiency Type | Standard | Standard |
| | Blower Type | Constant Air Volume (CAV) | Constant Air Volume (CAV) |
| **Cooling Performance** | Gross Cooling Capacity (Btuh) | 118,400 | 142,000 |
| | Net Cooling Capacity (Btuh) [1] | 115,000 | 136,000 |
| | AHRI Rated Air Flow (CFM) | 3,800 | 4,400 |
| | Total Unit Power (kW) | 10.50 | 12.60 |
| | SEER (Btuh/Watt) [1] | 11.00 | 10.80 |
| | EER (Btuh/Watt) [1] | 11.80 | 11.40 |
| **Refrigerant** | Type | R-410A | R-410A |
| | Charge Furnished (Circuit 1) | 5 lbs. 0 oz. | 7 lbs. 0 oz. |
| | Charge Furnished (Circuit 2) | 5 lbs. 4 oz. | 6 lbs. 12 oz. |
| **Gas Heating Options** | | Standard (2-Stage)<br>Medium (2-Stage)<br>High (2-Stage | Standard (2-Stage)<br>Medium (2-Stage)<br>High (2-stage |
| **Compressor Type** (Number) | | Scroll (2) | Scroll (2) |
| **Outdoor Coil** | Net Face Area (Sq. Ft.) | 28.0 | 28.0 |
| | Number of Rows | 1 | 1 |
| | Fins/Inch | 23 | 23 |
| **Outdoor Coil Fan** | Motor HP(Number) | 1/3 (2) | 1/3 (2) |
| | Motor RPM | 1075 | 1075 |
| | Total Motor Watts | 700 | 950 |
| | Diameter (No.) | 24 In. (2) | 24 In. (2) |
| | Number of Blades | 3 | 3 |
| | Total Air Volume (CFM) | 9,000 | 9,600 |
| **Indoor Coil** | Net Face Area (Sq. Ft.) | 13.54 | 13.54 |
| | Tube Diameter (In.) | 3/8 | 3/8 |
| | Number of Rows | 3 | 4 |
| | Fins per Inch | 14 | 14 |
| | Drain Connection: Size (No.) | 1 In. NPT (2) | 1 In. NPT (2) |
| | Expansion Device Type | Refrigerant Metering Orifice (RFC) | Refrigerant Metering Orifice (RFC) |
| **Indoor Blower & Drive Selection** [2] | Nominal Motor Output (HP) | 2, 3, 5 | 2, 3, 5 |
| | Max. Usable Motor Output (HP) | 2.3, 3.45, 5.75 | 2.3, 3.45, 5.75 |
| | Motor Drive Kit Number | **2 HP**: Kit 1 (590-890 RPM), Kit 2 (800-1105 RPM), Kit 3 (795-1195 RPM)<br>**3 HP**: Kit 4 (730-970 RPM), Kit 5 (940-1200 RPM), Kit 6 (1015-1300 RPM)<br>**5 HP**: Kit 10 (900-1135 RPM), Kit 11 (1040-1315 RPM), Kit 12 (1125-1425 RPM) | |
| | Wheel Nominal Dia. x Width (In.) | 15 x 15 | 15 x 15 |
| **Filters** | Type | Disposable | Disposable |
| | Size and (Number) | 20" x 24" x 2" (4) | 20" x 24" x 2" (4) |
| **Electrical Characteristics** | 3-Phase, 60 Hz, | 208/230V, 460V, 575V | |

NOTE: Net capacity includes evaporator blower motor heat deduction. Gross capacity does not include evaporator blower motor heat deduction.

NOTE: Units equipped with Single VAV Supply Fan option are limited to a motor service factor of 1.0.

[1] AHRI Certified to AHRI Standard 340/360: 95° F outdoor air temperature and 80° F db/67° F wb entering evaporator air; minimum external duct static pressure.

[2] Using total air volume and system static pressure requirements determine from blower performance tables rpm and motor HP required. Maximum usable HP of motors furnished is shown. In Canada, nominal motor HP is also maximum usable motor HP output. If motors of comparable HP are used, be sure to keep within the service factor limitations outlined on the motor nameplate.

# ALLIED Commercial ZCA Packaged Electric/Electric Rooftop Units

## 7.5 to 10 Tons



### Cabinet

- Heavy-gauge steel panels and full perimeter heavy-gauge galvanized steel base rail.
- Units are shipped in downflow (vertical) configuration and can be field converted to horizontal air flow.
- Access panels are provided for the compressor, heating, controls, blower and air filter/ economizer section.

### Heating System

- Optional field installed electric heat

### Warranties and Approvals

- Limited 5-year on compressor.
- Limited 3-year on Eco-last™ coil system
- Limited 1-year on all other covered components.
- ETL listed
- ASHRAE 90.1-2010 compliant
- AHRI certified to Standard 340/360-2007

### Cooling System

- Designed to maximize sensible and latent cooling performance at design conditions.
- Eco-Last™ coil system condenser coil features lightweight, all aluminum brazed fin construction and is constructed of three components: a flat extrusion tube, fins in-between the flat extrusion tube and two refrigerant manifolds. This system provides improved heat transfer performance and requires a smaller refrigerant charge.
- Scroll compressors used for high performance, reliability and quiet operation.
- Evaporator coil features copper tube construction, enhanced rippled-edge aluminum fins, with flared shoulder tubing connections, and silver soldered construction for improved heat transfer.
- Outdoor coil fan motor is thermal overload protected, totally enclosed, has permanently lubricated bearings, and is shaft up, wire basket mounted.

### 208/230 V 3-Phase Belt Drive Cooling Only — Prices Available on Request

| STD PKG | U/M | BERCOR NUMBER | DESCRIPTION |
|---|---|---|---|
| 1 | EA | 86262 | ZCA092S4BN-Y L2497 208/230V 3PH 7.5T BELT DR PKG AC |
| 1 | EA | 86264 | ZCA102S4BN-Y L2499 208/230V 3PH 8.5T BELT DR PKG AC |
| 1 | EA | 86266 | ZCA120S4BN-Y L2502 208/230V 3PH 10T BELT DR PKG AC |

### 460 V 3-Phase Belt Drive Cooling Only

| | | | |
|---|---|---|---|
| 1 | EA | 86263 | ZCA092S4BN-G L2495 460V 3PH 7.5T BELT DR PKG AC |
| 1 | EA | 86265 | ZCA102S4BN-G L2498 460V 3PH 8.5T BELT DR PKG AC |
| 1 | EA | 86267 | ZCA120S4BN-G L2500 460V 3PH 10T BELT DR PKG AC |

***Continued on the Following Page***

## ZCA Cooling Specifications, 7.5 to 10 Tons

| | | | | |
|---|---|---|---|---|
| **General Data** | Nominal Tonnage | **7.5 Ton** | **8.5 Ton** | **10 Ton** |
| | Model No. | **ZCA092S4B** | **ZCA102S4B** | **ZCA120S4B** |
| | Efficiency Type | Standard | Standard | Standard |
| | Blower Type | Constant Air Volume (CAV) | Constant Air Volume (CAV) | Constant Air Volume (CAV) |
| **Cooling Performance** | Gross Cooling Capacity (Btuh) | 88,200 | 99,900 | 118,400 |
| | Net Cooling Capacity (Btuh)[1] | 86,000 | 97,000 | 115,000 |
| | AHRI Rated Air Flow (CFM) | 2,800 | 3,250 | 3,800 |
| | Total Unit Power (kW) | 7.7 | 8.7 | 10.3 |
| | SEER (Btuh/Watt)[1] | 11.20 | 11.20 | 11.20 |
| | EER (Btuh/Watt)[1] | 12.00 | 12.00 | 12.00 |
| **Refrigerant** | Type | R-410A | R-410A | R-410A |
| | Charge Furnished (Circuit 1) | 4 lbs. 7 oz. | 4 lbs. 13 oz. | 5 lbs., 0 oz. |
| | Charge Furnished (Circuit 2) | 3 lbs. 1 oz. | 4 lbs. 10 oz. | 5 lbs., 4 oz. |
| **Electric Heat Available** | | 7-1/2, 15, 22-1/2 30, 45 kW | 7-1/2, 15, 22-1/2 30, 45 kW | 15, 22-1/2 30, 45, 60 kW |
| **Compressor Type** (Number) | | Scroll (2) | Scroll (2) | Scroll |
| **Outdoor Coil** | Net Face Area (Sq. Ft.) | 20.9 | 20.9 | 28.0 |
| | Number of Rows | 1 | 1 | 1 |
| | Fins/Inch | 23 | 23 | 23 |
| **Outdoor Coil Fan** | Motor HP(Number) | 1/3 (2) | 1/3 (2) | 1/3 (2) |
| | Motor RPM | 1075 | 1075 | 1075 |
| | Total Motor Watts | 740 | 740 | 700 |
| | Diameter In. (No.) | 24 (2) | 24 (2) | 24 (2) |
| | Number of Blades | 3 | 3 | 3 |
| | Total Air Volume (CFM) | 8,800 | 8,800 | 9,000 |
| **Indoor Coil** | Net Face Area (Sq. Ft.) | 12.78 | 12.78 | 13.54 |
| | Tube Diameter (In.) | 3/8 | 3/8 | 3/8 |
| | Number of Rows | 2 | 3 | 3 |
| | Fins per Inch | 14 | 14 | 14 |
| | Drain Connection: Size (No.) | 1 In. NPT (1) | 1 In. NPT (1) | 1 In. NPT (1) |
| | Expansion Device Type | Refrig. Metering Orifice (RFC) | Refrig. Metering Orifice (RFC) | Refrig. Metering Orifice (RFC) |
| **Indoor Blower & Drive Selection**[2] | Nominal Motor Output (HP) | 2, 3, 5 | 2, 3, 5 | 2, 3, 5 |
| | Max. Usable Motor Output (HP) | 2.3, 3.45, 5.75 | 2.3, 3.45, 5.75 | 2.3, 3.45, 5.75 |
| | Motor Drive Kit Number | **2 HP**: Kit 1 (590-890 RPM), Kit 2 (800-1105 RPM), Kit 3 (795-1195 RPM)<br>**3 HP**: Kit 4 (730-970 RPM), Kit 5 (940-1200 RPM), Kit 6 (1015-1300 RPM)<br>**5 HP**: Kit 10 (900-1135 RPM), Kit 11 (1040-1315 RPM), Kit 12 (1125-1425 RPM) | | |
| | Wheel Nom. Dia. x Width (In.) | 15 x 15 | 15 x 15 | 15 x 15 |
| **Filters** | Type | Disposable | Disposable | Disposable |
| | Size In. (Number) | 20 x 24 x 2 (4) | 20 x 24 x 2 (4) | 20 x 24 x 2 (4) |
| **Electrical Characteristics** | 3-Phase, 60 Hz. | 208/230V, 460V or 575V | 208/230V, 460V or 575V | 208/230V, 460V or 575V |

NOTE: Net capacity includes evaporator blower motor heat deduction. Gross capacity does not include evaporator blower motor heat deduction.

[1] AHRI Certified to AHRI Standard 340/360: 95° F outdoor air temperature and 80° F db/67° F wb entering evaporator air; minimum external duct static pressure.

[2] Using total air volume and system static pressure requirements determine from blower performance tables rpm and motor HP required. Maximum usable HP of motors furnished is shown. In Canada, nominal motor HP is also maximum usable motor HP output. If motors of comparable HP are used, be sure to keep within the service factor limitations outlined on the motor nameplate.

NOTE: Units equipped with Single VAV Supply Fan option are limited to a motor service factor of 1.0.

# ALLIED Commercial Z Series Accessories

## For Packaged Rooftop Units, 7.5 to 12.5 Tons

**Prices Available on Request**

| STD PKG | U/M | BERCOR NUMBER | DESCRIPTION |
|---|---|---|---|
| 1 | EA | 86299 | 10Y09 7.5-12.5T Z ZERIES HAIL GUARD |
| 1 | EA | 86285 | 10Z26 14" 7.5-12.5T Z-SERIES HYBRID ROOF CURB - DOWNFLOW |
| 1 | EA | 86286 | 10Z29 7.5-12.5 Z SERIES DOWNFL ECONOMIZER W/DAMPER & HOOD |
| 1 | EA | 86288 | 10Z32 7.5-12.5 Z SERIES MANUAL DAMPER & HOOD |
| 1 | EA | 86297 | 10Z70 208/230V 3 PH 7.5-12.5T DOWNFLOW POWER EXHAUST |
| 1 | EA | 86298 | 10Z71 460V 3 PH 7.5-12.5T DOWNFLOW POWER EXHAUST |
| 1 | EA | 86287 | 11G98 7.5-12.5 Z SERIES HORIZ ECONOMIZER W/DAMPER & HOOD |
| 1 | EA | 86450 | 24E01 230V 1 OR 3PH Z SERIES HORIZ POWER EXHAUST |
| 1 | EA | 86451 | 28E01 460V 3PH Z SERIES HORIZ POWER EXHAUST |
| 1 | EA | 63138 | 29G06 RTD11-185 STEP DOWN DIFFUSER |
| 1 | EA | 68348 | 29G08 FD11-95 CONCENTRIC DIFF-FLUSH |
| 1 | EA | 68349 | 29G09 FD11-135 DIFFUSER FLUSH |
| 1 | EA | 65967 | 53K04 7.5-12.5T HORIZONTAL BAROMETRIC RELIEF DAMPER |
| 1 | EA | 86350 | 53W64 SINGLE ENTHALPY CONTROL C1SNSR64FF1 |

# ALLIED Commercial K Series and Z Series Model Number Guide

| K | G | A | 060 | S | 4 | B | S | 1 | Y |
|---|---|---|---|---|---|---|---|---|---|
| Brand/Family<br><br>K = K Product Line<br><br>Z = Z Product Line | Unit Type<br><br>G = Packaged Gas Heat with Electric Cooling<br><br>C = Packaged Electric Cooling with Optional Heat | Major Design Sequence<br><br>A = 1st Gen.<br><br>B = 2nd Gen. | Nom. Cooling Capacity (Tons)<br><br>024=2<br>30=2.5<br>036 = 3<br>048 = 4<br>060 = 5<br>072 = 6<br>090 =7.5<br>092=7.5<br>102 = 8.5<br>120 = 10<br>150 = 12.5<br>180 = 15<br>210 = 17.5<br>240 = 20<br>300 = 25 | Cooling Efficiency<br><br>S = Standard Efficiency | Refrigerant Type<br><br>4 = R-410A | Blower Type<br><br>D = Direct Drive<br><br>B = Belt Drive | Heating Type<br><br>S = Standard Gas Heat,1-Stage<br><br>M = Medium Gas Heat, 1-Stage<br><br>H = High Gas Heat, 2-Stage<br><br>N = No Heat | Minor Design Sequence<br><br>1 = 1st Rev.<br><br>2 = 2nd Rev.<br><br>3 = 3rd Rev. | Voltage<br><br>P = 208/230V, 1 Ph., 60 Hz.<br><br>Y = 208/230V, 3 Ph., 60 Hz.<br><br>G = 460V, 3 Ph., 60 Hz.<br><br>J = 575V, 3 Ph., 60 Hz. |

# KGB/KGA Packaged Gas/Electric Rooftop Units

## 2 to 7.5 Tons, R-410A



### Cabinet

- Heavy-gauge steel panels and full perimeter heavy-gauge galvanized steel base rail.
- Units are shipped in downflow (vertical) configuration and can be field converted to horizontal air flow.
- Large access panels are hinged and have quarter-turn, latching handles for quick and easy access to maintenance areas.

### Heating System

- Heat exchanger: Tubular construction, aluminized steel, life cycle tested.
- Electronic pilot ignition.

### Warranties and Approvals

- Limited 10-year warranty on aluminized heat exchanger.
- Limited 5-year warranty on compressor.
- Limited 1-year on all other covered components.
- ETL and CSA listed.
- ASHRAE 90.1 compliant.

### Cooling System

- Designed to maximize sensible and latent cooling performance at design conditions.
- Scroll compressors used for high performance, reliability and quiet operation.
- Copper tube coil construction, enhanced rippled-edge aluminum fins, with flared shoulder tubing connections, and silver soldered construction for improved heat transfer. Factory leak tested.
- Outdoor coil fan motor is thermal overload protected, totally enclosed, with permanently lubricated sleeve (024, 030, 036 and 048 models) or ball bearings (060, 072, and 090 models) and is shaft up, wire basket mount.

### KGB 14 SEER Units, 2 to 5 Tons, Direct Drive — Prices Available on Request

| STD PKG | U/M | BERCOR NUMBER | DESCRIPTION |
|---|---|---|---|
| 1 | EA | 86193 | KGB024S4DS-P AC294 230V 1PH 2T 65KB 14 SEER DIR DRV GAS/ELEC PKG |
| 1 | EA | 86194 | KGB030S4DS-P AC296 230V 1PH 2.5T 65KB 14 SEER DIR DRV GAS/ELEC PKG |
| 1 | EA | 86195 | KGB036S4DM-P AC297 230V 1PH 3T 108KB 14 SEER DIR DRV GAS/ELEC PKG |
| 1 | EA | 86196 | KGB048S4DH-P AC299 230V 1PH 4T 150KB 14 SEER DIR DRV GAS/ELEC PKG |
| 1 | EA | 86197 | KGB060S4DH-P AC304 230V 1PH 5T 150KB 14 SEER DIR DRV GAS/ELEC PKG |

### KGA 13 SEER Units, 2 to 5 Tons, Direct Drive

| | | | |
|---|---|---|---|
| 1 | EA | 86088 | KGA036S4DM-G L0888 460V 3PH 3T 105KB DIR DR GAS/ELEC PKG R410 |
| 1 | EA | 86191 | KGA036S4DM-Y AC376 208/230V 3PH 3T 108KB DIR DR GAS/ELEC PKG R410 |
| 1 | EA | 86192 | KGA036S4DM-G AC377 460V 3PH 3T 108KB DIR DR GAS/ELEC PKG R410 |
| 1 | EA | 86090 | KGA048S4DH-Y L0902 208/230V 3PH 4T 150KB DIR DR GAS/ELEC PKG R410 |
| 1 | EA | 86091 | KGA048S4DH-G L0899 460V 3PH 4T 150KB DIR DR GAS/ELEC PKG R410 |
| 1 | EA | 86093 | KGA060S4DH-Y L0919 208/230V 3PH 5T 150KB DIR DR GAS/ELEC PKG R410 |
| 1 | EA | 86094 | KGA060S4DH-G L0915 460V 3PH 5T 150KB DIR DR GAS/ELEC PKG R410 |

### KGA 13 SEER Units, 4 to 7.5 Tons, Belt Drive

| | | | |
|---|---|---|---|
| 1 | EA | 86301 | KGA048S4BH-Y L0895 208/230V 3PH 4T 150KB BELT GAS/ELE PKG NS |
| 1 | EA | 86095 | KGA060S4BH-Y L0909 208/230V 3PH 5T 150KB BELT GAS/ELEC PKG NS |
| 1 | EA | 86198 | KGA072S4BH-Y AD584 208/230V 3PH 6T 150KB BELT DR GAS/ELEC PKG 410 |
| 1 | EA | 86199 | KGA072S4BH-G AD585 460V 3PH 6T 150KB BELT DR GAS/ELEC PKG 410 |
| 1 | EA | 86098 | KGA090S4BH-Y V9867 208/230V 3PH 7.5T 150KB GAS/ELEC PKG NS (L0930) |
| 1 | EA | 86099 | KGA090S4BH-Y V9868 208/230V 3PH 7.5T 150KB GAS/ELEC W/ECON&DAMP NS |

### Accessories

| | | | |
|---|---|---|---|
| 1 | EA | 61674 | 16W87 3-5T T-SERIES ECONOMIZER HOOD -SHORT CABINET |
| 1 | EA | 61677 | 53W34 3-6T K-SERIES MANUAL DAMPER W/HOOD-C1DAMP11A |
| 1 | EA | 63066 | 76M37 3-25T T-SERIES SENSIBLE CONTROL KIT |
| 1 | EA | 86029 | 11F51 14" 2-6T K-SERIES 16W94 CLIP LOCK ROOF CURB - DOWNFLOW |
| 1 | EA | 86260 | 90W61 2-6T K-SERIES ECONOMIZER W/HOOD |
| 1 | EA | 86319 | 17W71 T1SNSR60AN1 DIFFERENTIAL ENTHALPY SENSOR |
| 1 | EA | 86320 | 53W37 T1DAMP11AT1 MANUAL DAMPER WITH HOOD 16W91 |
| 1 | EA | 86321 | 53W78 C1SNSR44AP1 SMOKE DETECTOR SUPPLY OR RTN |

***Continued on the Following Page***

***Continued from the Previous Page***

## Specifications—KGB 14 SEER Units with Direct Drive Blower

| | | | | | | |
|---|---|---|---|---|---|---|
| General Data | Nominal Tonnage | 2 Ton | 2.5 Ton | 3 Ton | 4 Ton | 5 Ton |
| | Model Number | **KGB024S4D** | **KGB030S4D** | **KGB036S4D** | **KGB048S4D** | **KGB060S4D** |
| | Shipping Weight | 591 | 593 | 594 | 631 | 661 |
| | Dimensions (H x W x D) | 38-7/8 x 85-1/4 x 47 | | | | |
| | Efficiency Type | Standard | Standard | Standard | Standard | Standard |
| Cooling Performance | Gross Cooling Capacity (Btuh) | 24,800 | 31,200 | 38,500 | 49,700 | 61,900 |
| | Net Cooling Capacity (Btuh ) | 24,200 | 30,200 | 37,200 | 47,500 | 59,500 |
| | ARI Rated Airflow (cfm) | 840 | 1,010 | 1,140 | 1,600 | 1,760 |
| | Total Unit Power | 1.9 | 2.4 | 2.9 | 4.1 | 5.0 |
| | SEER (BTUH/Watt)[1] | 14.0 | 14.0 | 14.0 | 14.0 | 14.0 |
| | EER (BTUH/Watt) | 12.7 | 11.5 | 12.5 | 11.5 | 11.8 |
| | Refrigerant Charge Furnished | 4 lbs. 3 oz. | 5 lbs. 1 oz. | 5 lbs. 9 oz. | 5 lbs. 6 oz. | 6 lbs. 13 oz. |
| Sound Rating Number (dB)[2] | | 74 | 74 | 74 | 74 | 79 |
| Compressor Type | One Per Unit | Scroll | Scroll | Scroll | Scroll | Scroll |
| Condenser Coil | Net face area (Sq. Ft.) | 11.7 | 11.7 | 14.5 | 14.5 | 17.8 |
| | Tube diameter (In.) | 3/8 | 3/8 | 3/8 | 3/8 | 3/8 |
| | Number of rows | 1.0 | 1.0 | 1.0 | 1.0 | 1.0 |
| | Fins per inch | 23 | 23 | 23 | 23 | 23 |
| Condenser Fan | Motor Horsepower (HP) | 1/4 | 1/4 | 1/4 | 1/4 | 1/3 |
| | Motor rpm | 825 | 825 | 825 | 825 | 1075 |
| | Total Motor watts | 250 | 250 | 250 | 250 | 370 |
| | Diameter (In.) - No. of blades | 24 – 3 | 24 – 3 | 24 – 3 | 24 – 3 | 24 – 3 |
| | Total air volume (cfm) | 3,100 | 3,100 | 3,300 | 3,300 | 4,700 |
| Evaporator Coil | Net face area (Sq. Ft.) | 7.8 | 7.8 | 7.8 | 7.8 | 9.7 |
| | Tube diameter (In.) | 3/8 | 3/8 | 3/8 | 3/8 | 3/8 |
| | Number of rows | 2 | 3 | 3 | 3 | 4 |
| | Fins per inch | 14 | 14 | 14 | 14 | 14 |
| | Drain Connection (No. and Size) | (1)1 in. NPT | (1) 1 in. NPT | (1) 1 in. NPT | (1) 1 in. NPT | (1) 1 in. NPT |
| | Expansion device type | Balanced Port Thermostatic Expansion Valve, removable power head | | | | |
| Standard Indoor Blower and Drive | Nominal motor HP | .25 | .25 | .5 | .5 | .75 |
| | Wheel nominal diameter x width (In.) | 10 x 10 | 10 x 10 | 10 x 10 | 10 x 10 | 11 x 10 |
| Filters | Type of filter | Disposable, | | | | |
| | Number and size (In.) | (4) 16 x 20 x 2 | | | | |
| Electrical Characteristics – 60 Hz | | 208/230V 1 Phase | 208/230V 1 Phase | 208/230V 1 Phase 208/230V, 460V & 575V 3 Phase | 208/230V 1 Phase 208/230V, 460V & 575V 3 Phase | 208/230V 1 Phase 208/230V, 460V & 575V 3 Phase |

[1] Certified in accordance with USE certification program, which is based on ARI Standard 210/240, 95° F outdoor air temperature and 80° F db/67° F wb entering evaporator air, minimum external duct static pressure.

[2] Sound Rating Number rated in accordance with test conditions included in ARI Standard 270.

***Continued on the Following Page***

***Continued from the Previous Page***

## Specifications—KGA 13 SEER Units with Direct Drive Blower

| | | | | | | |
|---|---|---|---|---|---|---|
| General Data | Nominal Tonnage | 2 Ton | 2.5 Ton | 3 Ton | 4 Ton | 5 Ton |
| | Model Number | **KGA024S4D** | **KGA030S4D** | **KGA036S4D** | **KGA048S4D** | **KGA060S4D** |
| | Shipping Weight | 591 | 593 | 594 | 631 | 661 |
| | Dimensions (H x W x D) | 38-7/8 x 85-1/4 x 47 | | | | |
| | Efficiency Type | Standard | Standard | Standard | Standard | Standard |
| Cooling Performance | Gross Cooling Capacity (Btuh) | 24,400 | 29,800 | 37,500 | 50,000 | 61,800 |
| | Net Cooling Capacity (Btuh ) | 23,600 | 28,800 | 36,000 | 48,000 | 59,000 |
| | ARI Rated Airflow (cfm) | 840 | 1,000 | 1,200 | 1,600 | 1,800 |
| | Total Unit Power | 2.1 | 2.6 | 3.4 | 4.4 | 5.3 |
| | SEER (BTUH/Watt)[1] | 13.0 | 13.0 | 13.0 | 13.0 | 13.0 |
| | EER (BTUH/Watt) | 11.4 | 11.2 | 10.7 | 11 | 11.2 |
| | Refrigerant Charge Furnished | 7 lbs. 0 oz. | 7 lbs. 12 oz. | 8 lbs. 5 oz. | 8 lbs. 10 oz. | 11 lbs. 0 oz. |
| Sound Rating Number (dB) | | 75 | 75 | 75 | 75 | 82 |
| Compressor Type | One Per Unit | Scroll | Scroll | Scroll | Scroll | Scroll |
| Condenser Coil | Net face area (Sq. Ft.) | 15.6 | 15.6 | 15.6 | 15.6 | 15.6 |
| | Tube diameter (In.) | 3/8 | 3/8 | 3/8 | 3/8 | 3/8 |
| | Number of rows | 1.0 | 1.0 | 1.0 | 1.5 | 2.0 |
| | Fins per inch | 20 | 20 | 20 | 20 | 20 |
| Condenser Fan | Motor Horsepower (HP) | 1/4 | 1/4 | 1/4 | 1/4 | 1/3 |
| | Motor rpm | 825 | 825 | 825 | 825 | 1075 |
| | Total Motor watts | 250 | 250 | 250 | 250 | 370 |
| | Diameter (In.) - No. of blades | 24 – 3 | 24 – 3 | 24 – 3 | 24 – 3 | 24 – 3 |
| | Total air volume (cfm) | 3,700 | 3,700 | 3,700 | 3,500 | 4,300 |
| Evaporator Coil | Net face area (Sq. Ft.) | 7.8 | 7.8 | 7.8 | 7.8 | 7.8 |
| | Tube diameter (In.) | 3/8 | 3/8 | 3/8 | 3/8 | 3/8 |
| | Number of rows | 3 | 3 | 3 | 3 | 4 |
| | Fins per inch | 14 | 14 | 14 | 14 | 14 |
| | Drain Connection (No. and Size) | (1)1 in. NPT | (1) 1 in. NPT | (1) 1 in. NPT | (1) 1 in. NPT | (1) 1 in. NPT |
| | Expansion device type | Balanced Port Thermostatic Expansion Valve, removable power head | | | | |
| Standard Indoor Blower and Drive | Nominal motor HP | .25 | .25 | .5 | .5 | .75 |
| | Wheel nominal diameter x width (In.) | 10 x 10 | 10 x 10 | 10 x 10 | 10 x 10 | 11 x 10 |
| Filters | Type of filter | Disposable, | | | | |
| | Number and size (In.) | (4) 16 x 20 x 2 | | | | |
| Electrical Characteristics – 60 Hz | | 208/230V 1 Phase | 208/230V 1 Phase | 208/230V 1 Phase 208/230V, 460V & 575V 3 Phase | 208/230V 1 Phase 208/230V, 460V & 575V 3 Phase | 208/230V 1 Phase 208/230V, 460V & 575V 3 Phase |

[1] Certified in accordance with USE certification program, which is based on ARI Standard 210/240, 95° F outdoor air temperature and 80° F db/67° F wb entering evaporator air, minimum external duct static pressure.

[2] Sound Rating Number rated in accordance with test conditions included in ARI Standard 270.

***Continued on the Following Page***

***Continued from the Previous Page***

## Specifications—KGA 13 SEER Units with Belt Drive Blower

| | | | |
|---|---|---|---|
| General Data | Nominal Tonnage | 6 Ton | 7.5 Ton |
| | Model Number | **KGA072S4B** | **KGA090S4B** |
| | Shipping Weight | 760 | 865 |
| | Dimensions (H x W x D) | 38-7/8 x 85-1/4 x 46-7/8 | |
| | Efficiency Type | Standard | Standard |
| Cooling Performance | Gross Cooling Capacity (Btuh) | 72,800 | 92,000 |
| | Net Cooling Capacity (Btuh )[1] | 70,000[1] | 90,000[1] |
| | ARI Rated Airflow (cfm) | 2,100 | 2,660 |
| | Total Unit Power | 6.3 | 8.2 |
| | EER (BTUH/Watt) | 11.2[1] | 11.2[1] |
| | Refrigerant Charge Furnished | 14 lbs. 12 oz. | 17 lbs. 0 oz. |
| Sound Rating Number (dB)[2] | | 82 | 79 |
| Compressor Type | One Per Unit | Scroll | Scroll |
| Condenser Coil | Net face area (Sq. Ft.) | 19.3 | 28.0 |
| | Tube diameter (In.) | 3/8 | 3/8 |
| | Number of rows | 2 | 2 |
| | Fins per inch | 20 | 20 |
| Condenser Fan | Motor Horsepower (HP) | 1/3 | 1/3 |
| | Motor rpm | 1075 | 1075 |
| | Total Motor watts | 405 | 350 |
| | Diameter (In.) - No. of blades | 24-3 | 24-4 |
| | Total air volume (cfm) | 4,800 | 4,900 |
| Evaporator Coil | Net face area (Sq. Ft.) | 9.7 | 9.7 |
| | Tube diameter (In.) | 3/8 | 3/8 |
| | Number of rows | 4 | 4 |
| | Fins per inch | 14 | 14 |
| | Drain Connection (No. and Size) | (1) 3/4 in. NPT | (1) 3/4 in. NPT |
| | Expansion device type | Balanced Port Thermostatic Expansion Valve, removable power head | |
| Standard Indoor Blower and Drive | Nominal motor HP | 1.5 hp, 2 hp | 1 hp, 3 hp |
| | Wheel nominal diameter x width (In.) | 10 x 10 | 15 x 9 |
| Filters | Type of filter | Disposable | |
| | Number and size (In.) | (4) 20 x 20 x 2 | (4) 20 x 20 x 2 |
| Electrical Characteristics – 60 Hz | | 208/230V, 460V & 575V 3 Phase | 208/230V, 460V & 575V 3 Phase |

[1] Certified in accordance with USE certification program, which is based on ARI Standard 210/240, 95° F outdoor air temperature and 80° F db/67° F wb entering evaporator air, minimum external duct static pressure.

[2] Sound Rating Number rated in accordance with test conditions included in ARI Standard 270.

# KCB & KCA Electric/Electric Packaged Units

## 2 to 7.5 Tons, R-410A



### Cabinet

- Heavy-gauge steel panels and full perimeter heavy-gauge galvanized steel base rail.
- Shipped in downflow configuration; field convertible to horizontal air flow.
- Access panels are hinged and have quarter-turn, latching handles for quick and easy access.

### Heating System

- Heat exchanger: Tubular construction, aluminized steel, life cycle tested.
- Electronic pilot ignition.

### Warranties

- Limited 10-year on aluminized heat exchanger
- Limited 5-year on compressor
- Limited 1-year on all other covered components

### Cooling System

- Designed to maximize sensible and latent cooling performance at design conditions.
- Scroll compressors used for high performance, reliability and quiet operation.
- Copper tube coil construction, enchanced rippled-edge aluminum fins, with flared shoulder tubing connections. Leak tested.
- Outdoor coil fan motor is thermal overload protected, enclosed, permanently lubricated ball bearings, shaft up, basket mount

### Approvals

- ETL and CSA listed
- ASHRAE 90.1 compliant

### KCB 14 SEER Units, 2 to 5 Tons, Direct Drive, Non-Stock — Prices Available on Request

| STD PKG | U/M | BERCOR NUMBER | DESCRIPTION |
|---|---|---|---|
| 1 | EA | 86185 | KCB024S4DN-P AC289 208/230V 1PH 2T 14 SEER DIRECT DRIVE PKG A/C |
| 1 | EA | 86186 | KCB030S4DN-P AC290 208/230V 1PH 2.5T 14 SEER DIRECT DRIVE PKG A/C |
| 1 | EA | 86187 | KCB036S4DN-P AC291 208/230V 1PH 3T 14 SEER DIRECT DRIVE PKG A/C |
| 1 | EA | 86188 | KCB048S4DN-P AC292 208/230V 1PH 4T 14 SEER DIRECT DRIVE PKG A/C |
| 1 | EA | 86189 | KCB060S4DN-P AC293 208/230V 1PH 5T 14 SEER DIRECT DRIVE PKG A/C |

### KCA 13 SEER Units, 3 to 5 Tons, Direct Drive, Non-Stock

| | | | |
|---|---|---|---|
| 1 | EA | 86251 | KCA036S4DN-Y L0865 208/230V 3PH 3T DIRECT DR PKG AC |
| 1 | EA | 86252 | KCA036S4DN-G L0863 460V 3PH 3T DIRECT DR PKG AC |
| 1 | EA | 86310 | KCA048S4DN-Y L0870 208/230V 3PH 4T DIRECT DR PKG AC |
| 1 | EA | 86311 | KCA048S4DN-G L0867 460V 3PH 4T DIRECT DR PKG AC |
| 1 | EA | 86254 | KCA060S4DN-Y L0876 208/230V 3PH 5T DIRECT DR PKG AC |
| 1 | EA | 86255 | KCA060S4DN-G L0874 460V 3PH 5T DIRECT DR PKG AC |

### KCA 13 SEER Units, 7.5 Tons, Belt Drive, Non-Stock

| | | | |
|---|---|---|---|
| 1 | EA | 86257 | KCA090S4BN-Y V9864 208/230V 3PH 7.5T BELT DR PKG AC |
| 1 | EA | 86318 | KCA090S4BN-G V9863 460V 3PH 7.5T BELT DR PKG AC |

### Accessories

| | | | |
|---|---|---|---|
| 1 | EA | 86029 | 11F51 14" 2-6T K-SERIES 16W94 CLIP LOCK ROOF CURB - DOWNFLOW |
| 1 | EA | 86324 | 14W32 7.5KW 2-5T 208/240V 1PH HEAT KIT T1EH0075AN1P |
| 1 | EA | 86328 | 14W33 15KW 3-5T 208/240 1PH HEAT KIT T1EH0150AN1P |
| 1 | EA | 86331 | 14W34 22.5KW 5T 208/240V 1PH HEAT KIT T1EH0225AN1P |
| 1 | EA | 86325 | 14W35 7.5KW 3-7.5T 208/24V 3PH HEAT KIT T1EH0075AN1Y |
| 1 | EA | 86329 | 14W36 15KW 3-7.5T 208/240V 3PH HEAT KIT T1EH0150AN1Y |
| 1 | EA | 86332 | 14W37 22.5KW 5-7.5T 208/240V 3PH HEAT KIT T1EH0225AN1Y |
| 1 | EA | 86334 | 14W38 30KW 6-7.5T 208/240V 3PH HEAT KIT T1EH0300N-1Y |
| 1 | EA | 86326 | 14W39 7.5 KW 3-7.5T 460V 3PH HEAT KIT T1EH0075AN1G |
| 1 | EA | 86330 | 14W40 15KW 3-7.5T 460V 3PH HEAT KIT T1EH0150AN1G |
| 1 | EA | 86333 | 14W41 22.5KW 5-7.5T 460V 3PH HEAT KIT T1EH0225AN1G |
| 1 | EA | 86335 | 14W42 30KW 6-7.5T 460V 3PH HEAT KIT T1EH0300N-1G |
| 1 | EA | 86417 | 17W45 T1HECK00AN-1 HORIZ ECONO CONVERSION KIT |
| 1 | EA | 86336 | 20W15 80 AMP 2-5T DISCONNECT T2DISC080A-1 80A |
| 1 | EA | 86337 | 20W16 150 AMP 2-5T DISCONNECT T2DISC150A-1 150A |
| 1 | EA | 86338 | 20W18 80 AMP 6-7.5T DISCONNECT T2DISC080N-1 80A |
| 1 | EA | 86339 | 20W19 150 AMP 6-7.5T DISCONNECT T2D1SC150N-1 150A |
| 1 | EA | 86455 | 27G86 FLUSH CEILING DIFFUSER |
| 1 | EA | 86454 | 27G87 STEP DOWN CEILING DIFFUSER |
| 1 | EA | 68348 | 29G08 FD11-95 CONCENTRIC DIFF-FLUSH |
| 1 | EA | 86327 | 30W26 10KW 2-2.5T 208/240V 1PH HEAT KIT T1EH0100A1P |
| 1 | EA | 86322 | 41W33 LOW AMBIENT KIT K1SNSR33AN1 |
| 1 | EA | 61677 | 53W34 3-6T K-SERIES MANUAL DAMPER W/HOOD-C1DAMP11A |
| 1 | EA | 86350 | 53W64 SINGLE ENTHALPY CONTROL C1SNSR64FF1 |
| 1 | EA | 86321 | 53W78 C1SNSR44AP1 SMOKE DETECTOR SUPPLY OR RTN |
| 1 | EA | 86260 | 90W61 2-6T K-SERIES ECONOMIZER W/HOOD |


*Continued on the Following Page*

***Continued from the Previous Page***

## Specifications—KCB 14 SEER Units, 2 to 5 Tons, Direct Drive

| | | | | | | |
|---|---|---|---|---|---|---|
| **General Data** | Nominal Tonnage | **2 Ton** | **2.5 Ton** | **3 Ton** | **4 Ton** | **5 Ton** |
| | Model No. | KCBO24S4D | KCB030S4D | KCB036S4D | KCB048S4D | KCB060S4D |
| | Efficiency Type | Standard | Standard | Standard | Standard | Standard |
| **Coding** | Blower Type | Mu.lti-speed, Direct Drive | | | | |
| **Performance** | Gross Cooling Cap. (Btuh)[1] | 24,800 | 31,200 | 38,500 | 49,700 | 61,900 |
| | Net Cooling Cap. (Btuh)[1] | 24,200 | 30,200 | 37,200 | 47,500 | 59,500 |
| | AHRI Rated Air Flow (CFM) | 840 | 1010 | 1140 | 1600 | 1760 |
| | Sound Rating (dBA) | 74 | 74 | 74 | 74 | 79 |
| | Total Unit Power (Kw) | 1.9 | 2.4 | 2.9 | 4.1 | 5.0 |
| | SEER (Btuh/Watt)[1] | 14.0 | 14.0 | 14.0 | 14.0 | 14.0 |
| | EER (Btuh/Watt)[1] | 12.7 | 11.55 | 12.5 | 11.5 | 11.8 |
| **Refrigerant** | Type | R-410A | R-410A | R-410A | R-410A | R-410A |
| | Charge Furnished | 4 lbs. 3 oz. | 5 lbs. 1 oz. | 5 lbs. 9 oz. | 5 lbs. 6oz. | 6 lbs. 13oz. |
| **Electric Heat Available** | | 5, 7.5, 10kW | 5, 7.5, 10kW | 7.5, 15 kW | 7.5, 15 kW | 7.5, 15, 22.5 KW |
| **Compressor Type (One per Unit)** | | Scroll | Scroll | Scroll | Scroll | Scroll |
| **Outdoor Coil** | Net Face Area (Sq. Ft.) | 11.7 | 11.7 | 14.5 | 14.5 | 17.8 |
| | Number of Rows | 1 | 1 | 1 | 1 | 1 |
| | Fins / Inch | 23 | 23 | 23 | 23 | 23 |
| **Outdoor Coil Fan** | Motor HP | (1) 1/4 | (1) 1/4 | (1) 1/4 | (1) 1/4 | (1) 1/3 |
| | Motor RPM | 825 | 825 | 825 | 825 | 1075 |
| | Total Motor Watts | 250 | 250 | 250 | 250 | 250 |
| | Diameter (In.) | 24 | 24 | 24 | 24 | 24 |
| | Number of Blades | 3 | 3 | 3 | 3 | 3 |
| | Total Air Volume (CFM) | 3100 | 3100 | 3300 | 3300 | 4700 |
| **Indoor Coil[2]** | Net Face Area (Sq. Ft.) | 7.8 | 7.8 | 7.8 | 7.8 | 9.7 |
| | Tube Diameter (In.) | 3/8 | 3/8 | 3/8 | 3/8 | 3/8 |
| | Number of Rows | 2 | 3 | 3 | 3 | 4 |
| | Fins per Inch | 14 | 14 | 14 | 14 | 14 |
| | Drain Connection (No. and Size) (In.) | (1) 1 NPT | (1) 1 NPT | (1) 1 NPT | (1) 1 NPT | (1) 1 NPT |
| **Indoor Blower** | Nominal Motor HP | 0.25 hp | 0.25 hp | 0.5 hp | 0.5 hp | 0.75 hp |
| | Wheel Nominal Dia. x Width (In.) | (1) 10 x 10 | (1) 10 x 10 | (1) 10 x 10 | (1) 10 x 10 | (1) 11 x 10 |
| **Filters** | Type | Disposable | Disposable | Disposable | Disposable | Disposable |
| | Number and Size (In.) | (4) 16 x 20 x 2 | (4) 16 x 20 x 2 | (4) 16 x 20 x 2 | (4) 16 x 20 x 2 | (4) 20x 20 x 2 |
| **Electrical** | 3-Phase, 60 Hz. | 208/230v 1 phase | 208/230v 1 phase | 208/230v 1 phase | 208/230v 1 phase | 208/230v 1 phase |

[1]Net capacity includes evaporator blower motor heat deduction. Gross capacity does not include evaporator blower motor heat deduction. AHRI Certified to AHRI Standard 210/240: 95°F outdoor air temperature and 80° F db/67° F wb entering evaporator air; minimum external duct static pressure.

[2]Expansion Device Type: Balanced Port Thermostatic Expansion Valve, removable power head

***Continued on the Following Page***

***Continued from the Previous Page***

## Specifications—KCA 13 SEER Units, 3 to 7.5 Tons

| | | | | | |
|---|---|---|---|---|---|
| **General Data** | Nominal Tonnage | **3 Ton** | **4 Ton** | **5 Ton** | **7.5 Ton** |
| | Model No. | KCA036S4D | KCA048S4D | KCA060S4D | KCA090S4B |
| | Efficiency Type | Standard | Standard | Standard | Standard |
| | Blower Type | Single Speed Belt Drive | Single Speed Belt Drive | Single Speed Belt Drive | Single Speed Belt Drive |
| **Cooling Performance** | Gross Cooling Cap. (Btuh) [1] | 37,500 | 50,000 | 61,800. | 92,000 |
| | Net Cooling Cap. (Btuh) [1] | 36,000 | 48,000 | 59,000 | 90,000 |
| | AHRI Rated Air Flow (CFM) | 1200 | 1600 | 1800 | 2430 |
| | Sound Rating (dBA) | 75 | 75 | 82 | 79 |
| | Total Unit Power (Kw) | 3.4 | 4.4 | 5.3 | 8.2 |
| | SEER (Btuh/Watt) [1] | 13.0 | 13.0 | 13.0 | 11.4 |
| | EER (Btuh/Watt) [1] | 10.7 | 11.0 | 11.2 | 11.2 |
| **Refrigerant** | Type | R-410A | R-410A | R-410A | R-410A |
| | Charge Furnished | 7 lbs. 12 oz. | 8 lbs. 12 oz. | 12 lbs. 8 oz. | 8 lbs. 8 oz. |
| **Electric Heat Available** | | 7.5, 15 kW | 7.5, 15 kW | 7.5, 15, 22.5 kW | 7.5, 15, 22.5, 30 kW |
| **Compressor Type (One per Unit)** | | Scroll | Scroll | Scroll | Scroll |
| **Outdoor Coil** | Net Face Area (Sq. Ft.) | 15.6 | 15.6 | 15.6 | 24.2 |
| | Tube Diameter (In.) | (1) 3/8 | (1) 3/8 | (1) 3/8 | (1) 3/8 |
| | Number of Rows | 1 | 1.5 | 2 | 1 |
| | Fins / Inch | 20 | 20 | 20 | 23 |
| **Outdoor Coil Fan** | Motor HP | 1/4 | 1/4 | 1/3 | 1/2 |
| | Motor RPM | 825 | 825 | 1075 | 1075 |
| | Total Motor Watts | 250 | 250 | 370 | 520 |
| | Diameter (In.) | 24 | 24 | 24 | 24 |
| | Number of Blades | 3 | 3 | 3 | 4 |
| | Total Air Volume (CFM) | 3700 | 3500 | 4300 | 5300 |
| **Indoor Coil** | Net Face Area (Sq. Ft.) | 7.8 | 7.8 | 7.8 | 9.7 |
| | Tube Diameter (In.) | 3/8 | 3/8 | 3/8 | 3/8 |
| | Number of Rows | 3 | 3 | 4 | 4 |
| | Fins per Inch | 14 | 14 | 14 | 14 |
| | Drain Connection (No. and Size) (In.) | (1) 1 NPT | (1) 1 NPT | (1) 1 NPT | (1) 1 NPT |
| | Expansion Device Type | Refrigerant Metter Orifice ((RFC) | Refrigerant Metter Orifice ((RFC) | Refrigerant Metter Orifice ((RFC) | Refrigerant Metter Orifice ((RFC) |
| **Indoor Blower** | Nominal Motor HP | 0.5 hp | 0.5 hp | 0.75 ph | 1 hp |
| | Wheel Nominal Dia. x Width (In.) | (1) 10 x 10 | (1) 10 x 10 | (1) 11 x 10 | (1) 15 x 9 |
| **Filters** | Type | Disposable | Disposable | Disposable | Disposable |
| | Number and Size (In.) | (4) 16 x 20 x 2 | (4) 16 x 20 x 2 | (4) 16 x 20 x 2 | (4) 20 x 20 x 2 |
| **Electrical** | 3-Phase, 60 Hz. | 208/230V, 460V & 575V 3 phase | 208/230V, 460V & 575V 3 phase | 208/230V, 460V & 575V 3 phase | 208/230V, 460V & 575V 3 phase |

[1]Net capacity includes evaporator blower motor heat deduction. Gross capacity does not include evaporator blower motor heat deduction. AHRI Certified to AHRI Standard 210/240: 95°F outdoor air temperature and 80° F db/67° F wb entering evaporator air; minimum external duct static pressure.

*Available Drive Kit:
AA02, 632-875 rpm
AA03, 798-1105 rpm
3 HP
3.45 HP
AA04, 921-1228 rpm

# KGA Packaged Gas/Electric Rooftop Units

## 7.5 to 12.5 Tons, R-410A



### Cabinet

- Heavy-gauge steel panels and full perimeter heavy-gauge galvanized steel base rail.
- Units are shipped in downflow (vertical) configuration and can be field converted to horizontal air flow.
- Large access panels are hinged and have quarter-turn, latching handles for quick and easy access to maintenance areas.

### Heating System

- Heat exchanger: Tubular construction, aluminized steel, life cycle tested.
- Electronic pilot ignition.

### Warranties and Approvals

- Limited 10-year warranty on aluminized heat exchanger.
- Limited 5-year warranty on compressor.
- Limited 1-year on all other covered components
- ETL and CSA listed.
- ASHRAE 90.1 compliant.

### Cooling System

- Designed to maximize sensible and latent cooling performance at design conditions.
- Scroll compressors used for high performance, reliability and quiet operation.
- Copper tube coil construction, enchanced rippled-edge aluminum fins, with flared shoulder tubing connections, and silver soldered construction for improved heat transfer. Factory leak tested.
- Outdoor coil fan motor is thermal overload protected, totally enclosed, permanently lubricated ball bearings, shaft up, wire basket mount.

### KGA 7.5 to 12.5 Tons, Belt Drive with Economizer and Damper Installed — Prices Available on Request

| STD PKG | U/M | BERCOR NUMBER | DESCRIPTION |
|---|---|---|---|
| 1 | EA | 86058 | KGA092S4BM-Y V9162 208/230V 3PH 7.5T 180KB GAS/ELEC W/ECON&DAMP |
| 1 | EA | 86060 | KGA092S4BM-G V9157 460V 3PH 7.5T 180KB GAS/ELEC W/ECON&DAMP |
| 1 | EA | 86062 | KGA102S4BM-Y V9170 208/230V 3PH 8.5T 180KB GAS/ELEC W/ECON&DAMP |
| 1 | EA | 86063 | KGA102S4BM-G V9168 460V 3PH 8.5T 180KB GAS/ELEC W/ECON&DAMP NS |
| 1 | EA | 86067 | KGA120S4BH-Y V9180 208/230V 3PH 10T 240KB GAS/ELEC W/ECON&DAMP |
| 1 | EA | 86069 | KGA120S4BH-G V9175 460V 3PH 10T 240KB 240KB GAS/ELEC W/ECON&DAMP |
| 1 | EA | 86071 | KGA150S4BH-Y V9194 208/230V 3PH 12.5T 240KB GAS/ELEC W/ECON&DAMP |
| 1 | EA | 86073 | KGA150S4BH-G V9191 460V 3PH 12.5T 240KB GAS/ELEC W/ECON&DAMP |

### KGA 7.5 to 12.5 Tons, Belt Drive, Non-Stock

| | | | |
|---|---|---|---|
| 1 | EA | 86057 | KGA092S4BM-Y V9161 208/230V 3PH 7.5T 180KB GAS/ELEC ROOFTOP NS |
| 1 | EA | 86059 | KGA092S4BM-G V9158 460V 3PH 7.5T 180KB GAS/ELEC ROOFTOP NS |
| 1 | EA | 86061 | KGA102S4BM-Y V9171 208/230V 3PH 8.5T 180KB GAS/ELEC ROOFTOP NS |
| 1 | EA | 86064 | KGA120S4BH-Y V9179 208/230V 3PH 10T 240KB GAS/ELEC ROOFTOP NS |
| 1 | EA | 86068 | KGA120S4BH-G V9176 460V 3PH 10T 240KB GAS/ELEC ROOFTOP NS |
| 1 | EA | 86070 | KGA150S4BH-Y V9195 208/230V 3PH 12.5T 240KB GAS/ELEC ROOFTOP NS |
| 1 | EA | 86072 | KGA150S4BH-G V9192 460V 3PH 12.5T 240KB GAS/ELEC ROOFTOP NS |

### Accessories

| | | | |
|---|---|---|---|
| 1 | EA | 86082 | 11F55 (54W47) 14" 7.5-12.5T K-SERIES CLIP LOCK ROOF CURB - DOWNFLOW |
| 1 | EA | 86354 | 11K76 C1SNSR44B-1 SMOKE DETECTOR (53W80) |
| 1 | EA | 68348 | 29G08 FD11-95 CONCENTRIC DIFF-FLUSH |
| 1 | EA | 68349 | 29G09 FD11-135 DIFFUSER FLUSH |
| 1 | EA | 65969 | 49K56 LASRT15 LASRT15 CONCENTRIC DIFFUSR TRANS |
| 1 | EA | 86352 | 51W25 K1HECK00B-1 HORIZONTAL DISCHARGE KIT |
| 1 | EA | 65967 | 53K04 7.5-12.5T HORIZONTAL BAROMETRIC RELIEF DAMPER |
| 1 | EA | 86351 | 53W48 MANUAL DAMPER W/HOOD-T1DAMP10B |
| 1 | EA | 86350 | 53W64 SINGLE ENTHALPY CONTROL C1SNSR64FF1 |
| 1 | EA | 86355 | 54W16 LOW AMBIENT KIT K1SNSR33B-1 |
| 1 | EA | 86349 | 54W55 K1ECON20B-1 ECONOMIZER DOWNFLOW HORIZONTAL |
| 1 | EA | 86369 | 54W56 80 AMP DISCONNECT C1DISC080B-1 |
| 1 | EA | 86370 | 54W57 150 AMP DISCONNECT C1DISC150B-1 |
| 1 | EA | 86356 | 54W95 C1GPKT01B-01 BOTTOM GAS PIPING KIT |
| 1 | EA | 86340 | 74M70 GFI SERVICE OUTLET LTAGIK10/15 |

*Continued on the Following Page*

***Continued from the Previous Page***

## Specifications, KGA 7.5 to 12.5 Ton Units

| | | | | | |
|---|---|---|---|---|---|
| General Data | Nominal Tonnage | 7.5 Ton | 8.5 Ton | 10 Ton | 12.5 Ton |
| | Model Number | **KGA092S4B** | **KGA102S4B** | **KGA120S4B** | **KGA150S4B** |
| | Shipping Weight | 1075 | 1095 | 1135 | 1225 |
| | Dimensions (H x W x D) | 46-7/8 x 101-1/4 x 60-1/8 | | | |
| | Efficiency Type | Standard | Standard | Standard | Standard |
| Cooling Performance | Gross Cooling Capacity (BTUH) | 88,900 | 100,500 | 119,600 | 144,800 |
| | Net Cooling Capacity (BTUH[1]) | 86,000 | 97,000 | 115,000 | 138,000 |
| | ARI Rated Airflow (CFM) | 3,000 | 3,400 | 3,800 | 4,300 |
| | Total Unit Power | 7.8 | 8.8 | 10.4 | 12.8 |
| | EER (BTUH/Watt)[1] | 11 | 11 | 11 | 10.8 |
| | IEER (BTUH/Watt)[1] | 11.2 | 11.2 | 11.2 | 11 |
| | Refrigerant Charge Furnished (Circuit 1/Circuit2) | 7 lbs. 8 oz./ 7 lbs. 0 oz. | 8 lbs. 8 oz./ 8 lbs. 8 oz. | 10 lbs. 0 oz./ 10 lbs. 0 oz. | 14 lbs. 0 oz./ 12 lbs. 0 oz. |
| Compressor Type (No.) | | Scroll (2) | Scroll (2) | Scroll (2) | Scroll (2) |
| Condenser Coil | Net Face Area (Sq. Ft.) | 20.42 | 24.5 | 28.0 | 28.0 |
| | Tube Diameter (In.) | 3/8 | 3/8 | 3/8 | 3/8 |
| | Number of Rows | 2 | 2 | 2 | 3 |
| | Fins per Inch | 20 | 20 | 20 | 20 |
| Condenser Fan | Motor Horsepower (HP) | (2) 1/3 | (2) 1/3 | (2) 1/3 | (2) 1/2 |
| | Motor RPM | 1075 | 1075 | 1075 | 1075 |
| | Total Motor Watts | 670 | 670 | 670 | 830 |
| | (No.) Diameter In. | (2) 24 | | | |
| | No. of Blades | 3 | 3 | 3 | 3 |
| | Total Air Volume (cfm) | 7,200 | 7,400 | 7,800 | 8,800 |
| Evaporator Coil | Net Face Area (Sq. Ft.) | 12.78 | 12.78 | 12.78 | 13.54 |
| | Tube Diameter (In.) | 3/8 | 3/8 | 3/8 | 3/8 |
| | Number of Rows | 2 | 2 | 3 | 4 |
| | Fins per Inch | 14 | 14 | 14 | 14 |
| | Drain Connection (No.) | (1) 1 in. NPT coupling | | | |
| | Expansion Device Type | Balanced Port TXV, removable power head | | | |
| Standard Indoor Blower and Drive | Nominal Motor HP | 2 hp, 3 hp, 5 hp | | | |
| | Wheel Nominal Diameter x Width (In.) | (1) 15 x 15 | | | |
| Filters | Type of Filter | Disposable | | | |
| | Number and Size (In.) | (4) 20 x 25 x 2 | | | |
| Electrical Characteristics – 60 Hz | | 208/230V, 460V or 575V, 60 Hz, 3 Phase | | | |

**NOTE**:
Net capacity includes evaporator blower motor heat deduction. Gross capacity does not include evaporator blower motor heat deduction.

[1] Certified in accordance with USE certification program, which is based on ARI Standard 210/240, 95° F outdoor air temperature and 80° F db/67° F wb entering evaporator air, minimum external duct static pressure.

## Gas Heat Specifications

| | | | | | |
|---|---|---|---|---|---|
| Heat Input Type | | | Standard | Medium | High |
| Number of Gas Heat Stages | | | 2 | 2 | 2 |
| Gas Heating Performance | Input Btuh | First Stage | 84,500 | 117,000 | 156,000 |
| | | Second Stage | 130,000 | 180,000 | 240,000 |
| | Output Btuh | Second Stage | 104,000 | 144,000 | 192,000 |
| Temperature Rise Range (°F) | | | 15 - 45 | 30 - 60 | 40 - 70 |
| Thermal Efficiency (%) | | | 80 | | |
| Gas Supply Connections | | | 3/4 in. NPT | | |
| Recommended Gas Supply Pressure - in W.G. | | Natural | 7 in. w.c. | | |
| | | LPG/Propane | 11 in. w.c. | | |

# KCA Electric/Electric Packaged Units

## 7.5 to 12.5 Ton, R-410A



### Cabinet

- Heavy-gauge steel panels and full perimeter heavy-gauge galvanized steel base rail.
- Shipped in downflow (vertical) configuration; can be field converted to horizontal air flow.
- Large access panels are hinged and have quarter-turn, latching handles for quick and easy access to maintenance areas.

### Heating System

- Heat exchanger: Tubular construction, aluminized steel, life cycle tested.
- Electronic pilot ignition.

### Warranties

- Limited 10-year on aluminized heat exchanger.
- Limited 5-year on compressor.
- Limited 1-year on all other covered components

### Cooling System

- Designed to maximize sensible and latent cooling performance at design conditions.
- Scroll compressors used for high performance, reliability and quiet operation.
- Copper tube coil construction, enchanced rippled-edge aluminum fins, with flared shoulder tubing connections, and silver soldered construction. Factory leak tested.
- Outdoor coil fan motor is thermal overload protected, totally enclosed, permanently lubricated ball bearings, shaft up, wire basket mount.

### Approvals

- ETL and CSA listed.
- ASHRAE 90.1 compliant.

**KCA, 7.5 to12.5 Tons, Belt Drive Constant Air Volume (CAV), Non-Stock** **Prices Available on Request**

| STD PKG | U/M | BERCOR NUMBER | DESCRIPTION |
|---|---|---|---|
| 1 | EA | 86342 | KCA092S4BN-G V9145 460V 3PH 7.5T BELT DRIVE PKG AC |
| 1 | EA | 86341 | KCA092S4BN-Y V9147 208/208V 3PH 7.5T BELT DRIVE PKG AC |
| 1 | EA | 86344 | KCA102S4BN-G V9148 460V 3PH 8.5T BELT DRIVE PKG AC |
| 1 | EA | 86343 | KCA102S4BN-Y V9150 208/230V 3PH 8.5T BELT DRIVE PKG AC |
| 1 | EA | 86346 | KCA120S4BN-G V9151 460V 3PH 10T BELT DRIVE PKG AC |
| 1 | EA | 86345 | KCA120S4BN-Y V9153 208/230V 3PH 10T BELT DRIVE PKG AC |
| 1 | EA | 86348 | KCA150S4BN-G V9188 460V 3PH 12.5T BELT DRIVE PKG AC |
| 1 | EA | 86347 | KCA150S4BN-Y V9190 208/230V 3PH 12.5T BELT DRIVE PKG AC |

**Accessories**

| | | | |
|---|---|---|---|
| 1 | EA | 86082 | 11F55 (54W47) 14" 7.5-12.5T K-SERIES CLIP LOCK ROOF CURB - DOWNFLOW |
| 1 | EA | 86354 | 11K76 C1SNSR44B-1 SMOKE DETECTOR (53W80) |
| 1 | EA | 63138 | 29G06 RTD11-185 STEP DOWN DIFFUSER |
| 1 | EA | 68348 | 29G08 FD11-95 CONCENTRIC DIFF-FLUSH |
| 1 | EA | 68348 | 29G08 FD11-95 CONCENTRIC DIFF-FLUSH |
| 1 | EA | 68349 | 29G09 FD11-135 DIFFUSER FLUSH |
| 1 | EA | 65969 | 49K56 LASRT15 LASRT15 CONCENTRIC DIFFUSR TRANS |
| 1 | EA | 86352 | 51W25 K1HECK00B-1 HORIZONTAL DISCHARGE KIT |
| 1 | EA | 65967 | 53K04 7.5-12.5T HORIZONTAL BAROMETRIC RELIEF DAMPER |
| 1 | EA | 86350 | 53W64 SINGLE ENTHALPY CONTROL C1SNSR64FF1 |
| 1 | EA | 86351 | 53W48 MANUAL DAMPER W/HOOD-T1DAMP10B |
| 1 | EA | 86349 | 54W55 K1ECON20B-1 ECONOMIZER DOWNFLOW HORIZONTAL |
| 1 | EA | 86369 | 54W56 80 AMP DISCONNECT C1DISC080B-1 |
| 1 | EA | 86370 | 54W57 150 AMP DISCONNECT C1DISC150B-1 |
| 1 | EA | 86356 | 54W95 C1GPKT01B-01 BOTTOM GAS PIPING KIT |
| 1 | EA | 86353 | 54W96 C1CONV10B-1 RETURN AIR ADAPTER PLATE |
| 1 | EA | 86367 | 55W02 60KW 10-12.5T 208V 3PH HEAT KIT F/KC/KH C1EH0600B-1Y |
| 1 | EA | 86368 | 55W03 60KW 10-12.5T 460V 3PH HEAT KIT F/KC/KH C1EH0600B-1G |
| 1 | EA | 86357 | 56W38 7.5KW 7.5-8.5T 208V 3PH HEAT KIT F/KC/KH C1EH0075B-1Y |
| 1 | EA | 86358 | 56W39 7.5KW 7.5-8.5T 460V 3PH HEAT KIT F/KC/KH C1EH0075B-1G |
| 1 | EA | 86359 | 56W41 15KW 7.5-12.5T 208V 3PH HEAT KIT F/KC/KH C1EH0015B-1Y |
| 1 | EA | 86360 | 56W42 15KW 7.5-12.5T 460V 3PH HEAT KIT F/KC/KH C1EH0150B-1G |
| 1 | EA | 86361 | 56W44 22.5 7.5-12.5T 208V 3PH HEAT KIT F/KC/KH C1EH0225B-1Y |
| 1 | EA | 86362 | 56W45 22.5 7.5-12.5T 460V 3PH HEAT KIT F/KC/KH C1EH0225B-1G |
| 1 | EA | 86363 | 56W47 30 7.5-12.5T 208V 3PH HEAT KIT F/KC/KH C1EH0300B-1Y |
| 1 | EA | 86364 | 56W48 30 7.5-12.5T 460V 3PH HEAT KIT F/KC/KH C1EH0300B-1G |
| 1 | EA | 86365 | 56W50 45KW 7.5-12.5T 208V 3PH HEAT KIT F/KC/KH C1EH0450B-1Y |
| 1 | EA | 86366 | 56W51 45KW 7.5-12.5T 460V 3PH HEAT KIT F/KC/KH C1EH0450B-1G |
| 1 | EA | 86340 | 74M70 GFI SERVICE OUTLET LTAGIK10/15 |

***Continued on the Following Page***

***Continued from the Previous Page***

## Specifications—KCA 7.5 to 12 Tons, Belt Drive

| | | | | | |
|---|---|---|---|---|---|
| **General Data** | Nominal Tonnage | **7.5 Ton** | **8.5 Ton** | **10 Ton** | **12.5 Ton** |
| | Model No. | KCA092S4B | KCA102S4B | KCA120S4B | KCA150S4B |
| | Efficiency Type | Standard | Standard | Standard | Standard |
| | Blower Type | Constant Air Volume (CAV) | | | |
| **Cooling Performance** | Gross Cooling Cap. (Btuh) [1] | 88,200 | 99,600 | 118,400 | 142,600 |
| | Net Cooling Cap. (Btuh) [1] | 86,000 | 97,000 | 115,000 | 138,000 |
| | AHRI Rated Air Flow (CFM) | 3000 | 3400 | 3800 | 4100 |
| | Total Unit Power (Kw) | 7.7 | 8.7 | 10.3 | 12.3 |
| | EER (Btuh/Watt) [1] | 11.2 | 11.2 | 11.2 | 11.2 |
| | IEER (Btuh/Watt) [1] | 12.0 | 12.0 | 12.0 | 11.6 |
| | Refrigerant Type | R-410A | R-410A | R-410A | R-410A |
| | Charge Furnished (Circuit 1) | 4 lbs. 3 oz. | 3 lbs. 12 oz. | 4 lbs. 12 oz. | 7 lbs. 4 oz. |
| | Charge Furnished (Circuit 2) | 3 lbs. 6 oz. | 3 lbs. 12 oz. | 4 lbs. 10 oz. | 6 lbs. 12 oz. |
| **Electric Heat Available** | | 7.5, 15, 22.5, 30 & 45 KW | 7.5, 15, 22.5, 30 & 45 KW | 7.5, 15, 22.5, 30 & 45 KW | 7.5, 15, 22.5, 30 & 45 KW |
| **Compressor Type (Number)** | | Scroll (2) | Scroll (2) | Scroll (2) | Scroll (2) |
| **Outdoor Coil** | Net Face Area (Sq. Ft.) | 20.9 | 20.9 | 28.0 | 28.0 |
| | Number of Rows | 1 | 1 | 1 | 1 |
| | Fins / Inch | 23 | 23 | 23 | 20 |
| **Outdoor Coil Fan** | Motor (No.) HP | (2) 1/3 | (2) 1/3 | (2) 1/3 | (2) 1/2 |
| | Motor RPM | 1075 | 1075 | 1075 | 1075 |
| | Total Motor Watts | 740 | 740 | 690 | 1050 |
| | Diameter (No.) In. | (2) 24 | (2) 24 | (2) 24 | (2) 24 |
| | Number of Blades | 3 | 3 | 3 | 3 |
| | Total Air Volume (CFM) | 8800 | 8800 | 9300 | 9700 |
| **Indoor Coil** | Net Face Area (Sq. Ft.) | 12.78 | 12.78 | 12.78 | 13.54 |
| | Tube Diameter (In.) | 3/8 | 3/8 | 3/8 | 3/8 |
| | Number of Rows | 2 | 2 | 3 | 4 |
| | Fins per Inch | 14 | 14 | 14 | 14 |
| | Drain Connection (No. and Size) (In.) | (1) 1 in. NPT Coupling | (1) 1 in. NPT Coupling | (1) 1 in. NPT Coupling | (1) 1 in. NPT Coupling |
| | Expansion Device Type | Refrigerant Metering Orifice (RFC) | | | |
| **Indoor Blower** | Nominal Motor HP | 2, 3, 5 HP | | | |
| | Max. Usable Motor Output (US Only) | 2.3, 3.45, 5.75 HP | | | |
| | Wheel Nominal Dia. x Width (In.) | (1) 15 x 15 | (1) 15 x 15 | (1) 15 x 15 | (1) 15 x 15 |
| **Filters** | Type | Disposable | Disposable | Disposable | Disposable |
| | Number and Size (In.) | (4) 20 x 25 x 2 | (4) 20 x 25 x 2 | (4) 20 x 25 x 2 | (4) 20 x 25 x 2 |
| **Electrical** | 3 Phase, 60 Hz. | 208/230V, 460V, 575 V | | | |

[1]Net capacity includes evaporator blower motor heat deduction. Gross capacity does not include evaporator blower motor heat deduction. AHRI Certified to AHRI Standard 210/240: 95°F outdoor air temperature and 80° F db/67° F wb entering evaporator air; minimum external duct static pressure.

* Available drive kits.
2 HP: Kit 1 590-890 rpm, Kit 2 800-1105 rpm, Kit 3 795-1195 rpm
3HP: Kit 4 730-970 rpm, Kit 5 940-1200 rpm, Kit 6 1015-1300 rpm
5 HP: Kit 10 900-1135 rpm, Kit 11 1040-1315 rpm, Kit 12 1125-1425 rpm

# KGA Packaged Gas/Electric Rooftop Units

## 15 to 25 Tons, R-410A



### Cooling System

- Designed to maximize sensible and latent cooling performance at design conditions.
- Scroll compressors used for high performance, reliability and quiet operation.
- Copper tube coil construction, enhanced rippled-edge aluminum fins, with flared shoulder tubing connections, and silver soldered construction for improved heat transfer. Factory leak tested.
- Outdoor coil fan motor is thermal overload protected, totally enclosed, with permanently lubricated ball bearings, shaft up, wire basket mount.

### Heating System

- Heat exchanger: Tubular construction, aluminized steel, life cycle tested.
- Electronic pilot ignition.

### Cabinet

- Heavy-gauge steel panels and full perimeter heavy-gauge galvanized steel base rail.
- Units are shipped in downflow (vertical) or horizontal return air configuration.
- Access panels for the filter, blower, and compressor/controls section are hinged and have seals and quarter-turn latching handles to provide a tight air and water seal.

### Warranties and Approvals

- Limited 10-year warranty on aluminized heat exchanger.
- Limited 5-year warranty on compressor.
- Limited 1-year on all other covered components

**KGA 15 to 25 Tons, Belt Drive, Economizer & Damper Installed, Non-Stock Prices Available on Request**

| STD PKG | U/M | BERCOR NUMBER | DESCRIPTION |
|---|---|---|---|
| 1 | EA | 86074 | KGA180S4BM-Y Z3937 208/230V 3PH 15T 360KB GAS/ELEC W/ECON&DAMP NS |
| 1 | EA | 86075 | KGA180S4BM-G Z3940 460V 3PH 15T 360KB GAS/ELEC W/ECON&DAMP NS |
| 1 | EA | 86076 | KGA210S4BH-Y Z3948 208/230V 3PH 17.5T 480KB GAS/ELEC W/ECON&DAMP NS |
| 1 | EA | 86077 | KGA210S4BH-G Z3947 460V 3PH 17.5T 480KB GAS/ELEC W/ECON&DAMP NS |
| 1 | EA | 86078 | KGA240S4BH-Y Z3958 208/230V 3PH 20T 480KB GAS/ELEC W/ECON&DAMP NS |
| 1 | EA | 86079 | KGA240S4BH-G Z3956 460V 3PH 20T 480KB GAS/ELEC W/ECON&DAMP NS |
| 1 | EA | 86080 | KGA300S4BH-Y Z3968 208/230V 3PH 25T 480KB GAS/ELEC W/ECON&DAMP NS |
| 1 | EA | 86081 | KGA300S4BH-G Z3966 460V 3PH 25T 480KB GAS/ELEC W/ECON&DAMP NS |

**Accessories**

| | | | |
|---|---|---|---|
| 1 | EA | 86031 | 11F59 14" 15-25T K-SERIES CLIP LOCK ROOF CURB - DOWNFLOW |
| 1 | EA | 63122 | 11T89 26" 15-20T K-SERIES ROOF CURB - HORIZONTAL |
| 1 | EA | 63121 | 16K88 24" 15-25T T-SERIES ROOF CURB - DOWNFLOW |
| 1 | EA | 63131 | 16K99 15-25T T SERIES HORIZON BAROMETRIC DAMPER W/HOOD |
| 1 | EA | 63138 | 29G06 RTD11-185 STEP DOWN DIFFUSER |
| 1 | EA | 86350 | 53W64 SINGLE ENTHALPY CONTROL C1SNSR64FF1 |
| 1 | EA | 86386 | 54W91 80 AMP FOR KGA DISCONNECT C1DISC080C-1 |
| 1 | EA | 86387 | 54W92 150 AMP FOR KGA DISCONNECT K1DISC150C-1 |
| 1 | EA | 86377 | 55W72 LOW AMBIENT KIT K1SNSR33C-1 |
| 1 | EA | 86340 | 74M70 GFI SERVICE OUTLET LTAGIK10/15 |
| 1 | EA | 86383 | 85M31 BOTTOM GAS PIPING KIT C1PKT1C1 |
| 1 | EA | 86382 | 83W40 (53W82) SMOKE DETECTOR C1SNSR44C-1 |

***Continued on the Following Page***

***Continued from the Previous Page***

## Specifications, KGA 15 to 25 Ton Units, Cooling

| | | | | | |
|---|---|---|---|---|---|
| General Data | Nominal Tonnage | 15 Ton | 17.5 Ton | 20 Ton | 25 Ton |
| | Model Number | **KGA180S4B** | **KGA210S4B** | **KGA240S4B** | **KGA300S4B** |
| | Shipping Weight | 2055 | 2200 | 2470 | 2470 |
| | Dimensions (H x W x D) | 54-1/4 x 107-3/4 x 91-1/8 | | | |
| | Efficiency Type | Standard | Standard | Standard | Standard |
| Cooling Performance | Gross Cooling Capacity (Btuh) | 182,000 | 204,000 | 238,000 | 282,000 |
| | Net Cooling Capacity (BTUH [1]) | 176,000 | 198,000 | 228,000 | 270,000 |
| | ARI Rated Airflow (CFM) | 6,000 | 6,125 | 7,700 | 8,750 |
| | Total Unit Power | 16.3 | 18.4 | 21.1 | 26.9 |
| | EER (BTUH/Watt)[1] | 10.8 | 10.8 | 10.8 | 10.0 |
| | IER (BTUH/Watt) [1] | 11.0 | 11.0 | 11.0 | 9.9 |
| | Refrigerant Charge Furnished (Circuit 1/Circuit 2/Circuit 3) | 14 lbs. 0 oz/14 lbs. 0 oz./NA | 10 lbs. 8 oz./10 lbs. 8 oz./10 lbs. 8 oz. | 14 lbs. 0 oz./14 lbs. 0 oz/14 lbs. 0 oz. | 14 lbs. 8 oz./14 lbs. 8 oz./14 lbs. 8 oz. |
| Compressor Type (No.) | | Scroll (2) | Scroll (3) | Scroll (3) | Scroll (3) |
| Condenser Coil | Net Face Area (Sq. Ft.) | 41.4 | 41.4 | 55.2 | 55.2 |
| | Tube Diameter (In.) | 3/8 | 3/8 | 3/8 | 3/8 |
| | Number of Rows | 2 | 2 | 2 | 2 |
| | Fins per Inch | 20 | 20 | 20 | 20 |
| Condenser Fan | Motor HorsePower (HP) | (3) 1/3 | (3) 1/3 | (4) 1/3 | (4) 1/3 |
| | Motor RPM | 1075 | 1075 | 1075 | 1075 |
| | Total Motor Watts | 1100 | 1100 | 1500 | 1500 |
| | (No.) Diameter In. | (3) 24 | (3) 24 | (4) 24 | (4) 24 |
| | No. of Blades | 3 | 3 | 3 | 3 |
| | Total Air Volume (CFM) | 12,000 | 12,000 | 16,000 | 16,000 |
| Evaporator Coil | Net Face Area (Sq. Ft.) | 18.6 | 21.4 | 21.4 | 21.4 |
| | Tube Diameter (In.) | 3/8 | 3/8 | 3/8 | 3/8 |
| | Number of Rows | 3 | 3 | 4 | 4 |
| | Fins per Inch | 14 | 14 | 14 | 14 |
| | Drain Connection (No.) | (1) 1 in. FPT | | | |
| | Expansion Device Type | Balanced Port TXV removable power head | | | |
| Standard Indoor Blower and Drive | Nominal Motor HP | 3 hp, 5 hp, 7.5 hp | | 5 hp, 7.5 hp, 10 hp | |
| | Wheel Nominal Diameter x Width (In.) | (2) 15x 15 | | | |
| Filters | Type of Filter | Fiberglass, Disposable | | | |
| | (No.) and Size In. | (6) 24 x 24 x 2 | | | |
| Electrical Characteristics – 60 Hz | | 208/230V, 460V or 575V, 60 hz, 3 Phase | | | |

**NOTE:**

Net capacity includes evaporator blower motor heat deduction. Gross capacity does not include evaporator blower motor heat deduction.

[1] Certified in accordance with USE certification program, which is based on ARI Standard 210/240, 95° F outdoor air temperature and 80° F db/67° F wb entering evaporator air, minimum external duct static pressure.

## Specifications, KGA 15 to 25 Ton Units, Gas Heat

| | | | | | |
|---|---|---|---|---|---|
| Heat Input Type | | | Standard | Medium | High |
| Number of Gas Heat Stages | | | 2 | 2 | 2 |
| Gas | Input Btuh | First Stage | 169,000 | 234,000 | 312,000 |
| Heating | | Second Stage | 260,000 | 360,000 | 480,000 |
| Performance | Output Btuh | Second Stage | 208,000 | 288,000 | 384,000 |
| Temperature Rise Range (°F) | | | 15 - 45 | 30 - 60 | 40 - 70 |
| Thermal Efficiency (%) | | | 80 | | |
| Gas Supply Connections | | | 1 in. NPT | | |
| Recommended Gas Supply Pressure - in W.G. | | Natural | 7 in. w.c. | | |
| | | LPG/Propane | 11 in. w.c. | | |

# KCA Electric/Electric Packaged Units

## 15 to 25 Tons, R-410A



### Cabinet

- Heavy-gauge steel panels and full perimeter heavy-gauge galvanized steel base rail.
- Shipped in downflow (vertical) configuration; can be field converted to horizontal air flow.
- Large access panels are hinged and have quarter-turn, latching handles for quick and easy access to maintenance areas.

### Heating System

- Heat exchanger: Tubular construction, aluminized steel, life cycle tested.
- Electronic pilot ignition.

### Warranties

- Limited 10-year on aluminized heat exchanger.
- Limited 5-year on compressor.
- Limited 1-year on all other covered components

### Cooling System

- Designed to maximize sensible and latent cooling performance at design conditions.
- Scroll compressors used for high performance, reliability and quiet operation.
- Copper tube coil construction, enchanced rippled-edge aluminum fins, with flared shoulder tubing connections, and silver soldered construction. Factory leak tested.
- Outdoor coil fan motor is thermal overload protected, totally enclosed, permanently lubricated ball bearings, shaft up, wire basket mount.

### Approvals

- ETL and CSA listed.
- ASHRAE 90.1 compliant.

**KCA 15 to 25 Tons, Belt Drive, Non-Stock** **Prices Available on Request**

| STD PKG | U/M | BERCOR NUMBER | DESCRIPTION |
|---|---|---|---|
| 1 | EA | 86371 | KCA180S4BN-Y Z3935 208/230V 15T BELT DRIVE PKG AC |
| 1 | EA | 86372 | KCA180S4BN-G Z3972 460V 15T BELT DRIVE PKG AC |
| 1 | EA | 86373 | KCA210S4BN-Y Z3946 208/230V 3PH 17.5T BELT DRIVE PKG AC |
| 1 | EA | 86374 | KCA210S4BN-Y Z3945 460V 3PH 17.5T BELT DRIVE PKG AC |
| 1 | EA | 86375 | KCA240S4BN-Y Z3952 208/230V 3PH 20T BELT DRIVE PKG AC |
| 1 | EA | 86376 | KCA240S4BN-G Z3953 460V 3PH 20T BELT DRIVE PKG AC |
| 1 | EA | 86378 | KCA300S4BN-G Z3963 460V 3PH 25T BELT DRIVE PKG AC |

**Accessories**

| | | | |
|---|---|---|---|
| 1 | EA | 86031 | 11F59 14" 15-25T K-SERIES CLIP LOCK ROOF CURB - DOWNFLOW |
| 1 | EA | 63122 | 11T89 26" 15-20T K-SERIES ROOF CURB - HORIZONTAL |
| 1 | EA | 63131 | 16K99 15-25T T SERIES HORIZON BAROMETRIC DAMPER W/HOOD |
| 1 | EA | 63138 | 29G06 RTD11-185 STEP DOWN DIFFUSER |
| 1 | EA | 86350 | 53W64 SINGLE ENTHALPY CONTROL C1SNSR64FF1 |
| 1 | EA | 86388 | 53W84 15KW 208/230V 3PH HEAT KIT F/KC/KH C1EH0150C-1Y |
| 1 | EA | 86389 | 53W86 15KW 460V 3PH HEAT KIT F/KC/KH C1EH0150C-1G |
| 1 | EA | 86390 | 53W92 30KW 208/230V 3PH HEAT KIT F/KC/KH C1EH0300C21Y |
| 1 | EA | 86391 | 53W94 30KW 460V 3PH HEAT KIT F/KC/KH C1EH0300C21G |
| 1 | EA | 86392 | 54W00 45KW 208/230V 3PH HEAT KIT F/KC/KH C1EH0450C21Y |
| 1 | EA | 86393 | 54W02 45KW 460V 3PH HEAT KIT F/KC/KH C1EH0450C21G |
| 1 | EA | 86394 | 54W08 60KW 208/230V 3PH HEAT KIT F/KC/KH C1EH0600C21Y |
| 1 | EA | 86395 | 54W10 60KW 460V 3PH HEAT KIT F/KC/KH C1EH0600C21G |
| 1 | EA | 86396 | 54W12 90KW 208/230V 3PH HEAT KIT F/KC/KH C1EH0900C1-Y |
| 1 | EA | 86397 | 54W14 90KW 460V 3PH HEAT KIT F/KC/KH C1EH0900C1-Y |
| 1 | EA | 86380 | 54W77 K1ECON20C-1 ECONOMIZER DOWNFLOW-HORIZONTAL |
| 1 | EA | 86381 | 54W78 C1DAMP50C DOWNFLOW RELIEF DAMPER W/HOOD |
| 1 | EA | 86384 | 54W85 80 AMP DISCONNECT C1DISC080C-1 |
| 1 | EA | 86385 | 54W86 150 AMP FOR KC/KH DISCONNECT C1DISC150C-1 |
| 1 | EA | 86386 | 54W91 80 AMP FOR KGA DISCONNECT C1DISC080C-1 |
| 1 | EA | 86387 | 54W92 150 AMP FOR KGA DISCONNECT K1DISC150C-1 |
| 1 | EA | 86340 | 74M70 GFI SERVICE OUTLET LTAGIK10/15 |
| 1 | EA | 86382 | 83W40 (53W82) SMOKE DETECTOR C1SNSR44C-1 |
| 1 | EA | 86383 | 85M31 BOTTOM GAS PIPING KIT C1PKT1C1 |

***Continued on the Following Page***

***Continued from the Previous Page***

## Specifications—KCA 15 to 25 Tons, Belt Drive

| | | | | | |
|---|---|---|---|---|---|
| **General Data** | Nominal Tons | **15** | **17.5** | **20** | **25** |
| | Model No. | KCA180S4B | KCA210S4B | KCA240S4B | KCA300S4B |
| | Efficiency Type | Standard | Standard | Standard | Standard |
| | Blower Type | Constant Air Volume (CAV) | | | |
| **Cooling Performance** | Gross Cooling Cap. (Btuh) [1] | 158000 | 177000 | 206000 | 243000 |
| | Net Cooling Cap. (Btuh) [1] | 152000 | 170000 | 195000 | 229000 |
| | AHRI Rated Air Flow (CFM) | 5753 | 6125 | 7700 | 8750 |
| | Total Unit Power (kW) | 13.8 | 15.5 | 17.7 | 22.9 |
| | EER (Btuh/Watt) [1] | 11.0 | 11.0 | 11.0 | 10.0 |
| | IEER (Btuh/Watt) [1] | 11.2 | 11.8 | 11.2 | 10.1 |
| **Refrigerant** | Type | R-410A | R-410A | R-410A | R-410A |
| | Charge Furnished (Circuit 1) | 7 lbs. 8 oz. | 5 lbs. 12 oz. | 7 lbs. 4 oz. | 7 lbs. 4 oz. |
| | Charge Furnished (Circuit 2) | 7 lbs. 8 oz. | 5 lbs. 8 oz. | 7 lbs. 4 oz. | 7 lbs. 4 oz. |
| | Charge Furnished (Circuit 3) | | 5lbs. 8 oz. | 6 lbs. 14 oz. | 6 lbs. 14 oz. |
| **Electric Heat Available** (kW) | | 11.5, 23, 34.5, 45.9 | 11.5, 23, 34.5, 45.9, 68.9 | | |
| **Compressor Type (Number)** | | Scroll (2) | Scroll (3) | Scroll (3) | Scroll (3) |
| **Outdoor Coil** | Net Face Area (Sq. Ft.) | 41.4 | 41.4 | 55.2 | 65.2 |
| | Number of Rows | 1 | 1 | 1 | 1 |
| | Fins / Inch | 20 | 20 | 20 | 20 |
| **Outdoor Coil Fans** | Motor (No.) HP | (3) 1/3 | (3) 1/3 | (4) 1/3 | (4) 1/3 |
| | Motor RPM | 896 | 896 | 896 | 896 |
| | Total Motor Watts | 840 | 840 | 1146 | 1146 |
| | Diameter (No.) In. | (3) 24 | (3) 24 | (4) 24 | (4) 24 |
| | Number of Blades | 3 | 3 | 3 | 3 |
| | Total Air Volume (CFM) | 10 000 | 10 000 | 13 300 | 13 300 |
| **Indoor Coil** | Net Face Area (Sq. Ft.) | 18.60 | 21.4 | 21.4 | 21.4 |
| | Tube Diameter (In.) | 3/8 | 3/8 | 3/8 | 3/8 |
| | Number of Rows | 3 | 3 | 4 | 4 |
| | Fins per Inch | 14 | 14 | 14 | 14 |
| | Drain Connection No.and Size | (1) 1 in. FPT | (1) 1 in. FPT | (1) 1 in. FPT | (1) 1 in. FPT |
| | Expansion Device Type | Refrigerant Metering Orifice (RFC) | | | |
| **Indoor Blower and Drive Selection** [2] | Nominal Motor (HP) | 3 | 3 | 5 | 5 |
| | Max. Usable Motor (HP) | 3.45 | 3.45 | 5.75 | 5.75 |
| | Kit No. (rpm) | 3 (571-721)<br>4 (708-871) | 3 (571-721)<br>4 (708-871) | 3 (571-721)<br>4 (708-871)<br>5 (788-988) | 3 (571-721)<br>4 (708-871)<br>5 (788-988) |
| | Nominal Motor (HP) | 5 | 5 | 7.5 | 7.5 |
| | Max. Usable Motor (HP) | 5.75 | 5.75 | 8.6 | 8.6 |
| | Kit No. (rpm) | 3 (571-721)<br>4 (708-871)<br>5 (788-988) | 3 (571-721)<br>4 (708-871)<br>5 (788-988) | 6 (708-871)<br>7 (788-988)<br>8 (871-1071) | 6 (708-871)<br>7 (788-988)<br>8 (871-1071) |
| | Nominal Motor (HP) | 7.5 | 7.5 | 10 | 10 |
| | Max. Usable Motor (HP) | 8.6 | 8.6 | 11.5 | 11.5 |
| | Kit No. (rpm) | 6 (708-871)<br>7 (788-988)<br>8 (871-1071) | 6 (708-871)<br>7 (788-988)<br>8 (871-1071) | 7 (788-988)<br>10 (871-1071)<br>11 (945-1138) | 7 (788-988)<br>10 (871-1071)<br>11 (945-1138) |
| | Wheel Nominal Dia. x Width (In.) | (2) 15 x 15 | (2) 15 x 15 | (2) 15 x 15 | (2) 15 x 15 |
| **Filters** | Type | Fiberglass, Disposable | Fiberglass, Disposable | Fiberglass, Disposable | Fiberglass, Disposable |
| | Number and Size (In.) | (6) (24 x 24 x 2) | (6) (24 x 24 x 2) | (6) (24 x 24 x 2) | (6) (24 x 24 x 2) |
| **Electrical** | 3 Phase, 50 Hz. | 380/420V | 380/420V | 380/420V | 380/420V |

[1]Net capacity includes evaporator blower motor heat deduction. Gross capacity does not include evaporator blower motor heat deduction. Rating test conditions are those included in AHRI Standard 340/360: 95°F outdoor air temperature and 80° F db/67° F wb entering evaporator air; minimum external duct static pressure while operating at rated voltage and air volumes.

[2]Using total air volume and system static pressure requirements determine from blower performance tables rev/min and motor output required. Maximum usable output of motors furnished are shown. See Belt Drive Specification Table for maximum usable motor output. If motors of comparable output are used, be sure to keep within the service factor limitations outlined on the motor nameplate.

# Armstrong Parts

**Handling charge used for in-warranty compressors, heat exchangers, and parts.**

| STD PKG | U/M | BERCOR NUMBER | DESCRIPTION | PC-1 EACH |
|---|---|---|---|---|
| 1 | EA | 99999 | HANDLING CHARGE | |

## Warranties

| | | | | |
|---|---|---|---|---|
| 1 | EA | 91693 | 4 YR LTD WARR | |
| 1 | EA | 91694 | 4 YR LTD WARR | |
| 1 | EA | 91695 | 4 YR LTD WARR | |

## Armstrong Air/AirEase Parts

| STD PKG | U/M | BERCOR NUMBER | DESCRIPTION | PC-1 EACH |
|---|---|---|---|---|
| 1 | EA | 84822 | 10A34 103828-01 45 QUICK CONNECT ELECTRODE LEAD | |
| 1 | EA | 86845 | 10A49 605996-71 HEAT EXCHANGER ASSEMBLY | |
| 1 | EA | 86847 | 10A50 605996-72 HEAT EXCHANGER ASSEMBLY | |
| 1 | EA | 86848 | 10A52 605996-74 HEAT EXCHANGER ASSEMBLY | |
| 1 | EA | 86849 | 10A54 605996-76 HEAT EXCHANGER ASSEMBLY | |
| 1 | EA | 86850 | 10A55 605996-77 HEAT EXCHANGER ASSEMBLY | |
| 1 | EA | 87840 | 10A56 605996-78 HEAT EXCHANGER 71W72 | |
| 1 | EA | 87846 | 10A62 605996-84 HEAT EXCHANGER 71W81 | |
| 1 | EA | 84825 | 10A85 103181-03 2 STG NAT GAS VALVE | |
| 1 | EA | 84958 | 10B70 610587-03 MODULE KIT | |
| 1 | EA | 84959 | 10B71 610587-04 MODULE KIT | |
| 1 | EA | 84960 | 10B73 610587-06 MODULE KIT | |
| 1 | EA | 84961 | 10B74 610587-07 MODULE KIT | |
| 1 | EA | 87894 | 10B75 610587-08 MODULE KIT 84W11 | |
| 1 | EA | 84887 | 10B84 610587-17 MODULE KIT | |
| 1 | EA | 84962 | 10B85 610587-18 MODULE KIT | |
| 1 | EA | 84963 | 10B92 610587-19 MODULE KIT | |
| 1 | EA | 87908 | 10B94 610587-21 MODULE KIT 84W18 | |
| 1 | EA | 84994 | 10F73 100438-04 25FLA 35RES SPST CONTACTOR | |
| 1 | EA | 84824 | 10F76 101432-05 PRESSURE SWITCH | |
| 1 | EA | 69179 | 10G19 K3 CONTACTOR R43727-001 | |
| 1 | EA | 60023 | 10G44 LB-29333BBP BLOWER WHEEL | |
| 1 | EA | 84826 | 10G93 100811-03 350F LIMIT CONTROL | |
| 1 | EA | 85243 | 10H26 607308-10 IGNITION CONTROL KIT | |
| 1 | EA | 84991 | 10J68 101995-28 2T P R410A INTERLINK COMPRESSOR | |
| 1 | EA | 84889 | 10J73 103827-01 SPST COMBUSTION SWITCH | |
| 1 | EA | 84968 | 10J76 609451-03 WIRING HARNESS | |
| 1 | EA | 67667 | 10K28 27K50 PRESSURE SWITCH | |
| 1 | EA | 84888 | 10M22 102858-02 2IN DRAIN ELBOW | |
| 1 | EA | 60024 | 10M76 LIMIT CONTROL | |
| 1 | EA | 61396 | 10T46 101701-06 4T P BRISTOL COMPRESSOR 41W95 | |
| 1 | EA | 84997 | 10T60 101995-26 1.5T P R410A INTERLINK COMPRESSOR | |
| 1 | EA | 84834 | 10U40 103884-01 24VAC SPST HI PRESSURE SWITCH | |
| 1 | EA | 85126 | 10U92 103132-03 2 STAGE TORQUE IGN CONTROL | |
| 1 | EA | 84987 | 10U93 605187-01 .65 PRESSURE SWITCH KIT 104018-01 | |
| 1 | EA | 84988 | 10U94 605187-02 .90 PRESSURE SWITCH KIT 104018-02 | |
| 1 | EA | 64800 | 10W32 100432-01 3/8IN LIQUID SERVICE VALVE | |
| 1 | EA | 64803 | 10W33 100432-02 3/4IN SERVICE VALVE | |
| 1 | EA | 60680 | 10W36 100335-25 55/7.5 MFD @ 440 V DUAL ROUND START CAPACITOR | |
| 1 | EA | 61445 | 10W57 R45632-001 CIRCUIT BOARD | |
| 1 | EA | 60944 | 10W77 R100481-02 EXPANSION VALVE | |
| 1 | EA | 63993 | 10W78 R100060-13 22IN 4 BLADE 24 PITCH FAN | |
| 1 | EA | 84827 | 10W81 100600-04 4MFD @ 370V CAPACITOR | |
| 1 | EA | 61099 | 10W82 100484-11 .061 ORIFICE | |
| 1 | EA | 61098 | 10W83 100484-17 .068 ORIFICE KIT | |
| 1 | EA | 87962 | 10W85 100484-21 .072 RFC PISTON KIT | |
| 1 | EA | 61110 | 10W86 100484-28 .080 R39332B080 RFC PISTON KIT | |
| 1 | EA | 61111 | 10W87 100484-32 .084 ORIFICE KIT R39332B084 | |
| 1 | EA | 87963 | 10W89 100484-37 .090 RFC PISTON KIT | |
| 1 | EA | 63239 | 10W93 100484-04 .051 RFC PISTON KIT | |
| 1 | EA | 61095 | 10W95 R39332B055 .055 ORIFICE | |
| 1 | EA | 61107 | 10W99 100484-15 .065 RFC PISTON KIT | |
| 1 | EA | 84813 | 11A83 CR22K6E-PFV-875 COMPRESSOR | |
| 1 | EA | 87110 | 11A90 CR38K6E PFV-875 COPE COMP | |
| 1 | EA | 87111 | 11A94 CR24K6E-PFV-875 COPE COMP | |

## Armstrong Air/AirEase Parts (Continued)

| STD PKG | U/M | BERCOR NUMBER | DESCRIPTION | PC-1 EACH |
|---|---|---|---|---|
| 1 | EA | 87967 | 11B06 CR20K6E-PFV-875 COMPRESSOR 86W66 101063-28 | |
| 1 | EA | 85975 | 11B97 612651-01 MILD WEATHER KIT | |
| 1 | EA | 87174 | 11C29 104056-02 ZR21K5E-PFV-800 COPE COMPRESSOR | |
| 1 | EA | 87172 | 11C33 104056-06 ZR48K5E-PFV-800 COPE COMPRESSOR | |
| 1 | EA | 87171 | 11C34 104056-07 ZR54K5E-PFV-800 COPE COMPRESSOR | |
| 1 | EA | 87183 | 11C35 10405608 ZR26K53-PFV 800 COPE COMPRESSOR | |
| 1 | EA | 84998 | 11C36 ZR42K5E-PFV-800 COPE COMPRESSOR | |
| 1 | EA | 87112 | 11C37 ZR32K5E-TF5-800 COPE COMP | |
| 1 | EA | 87178 | 11C44 ZR48K5E-TF5-800 COPE COMPRESSOR | |
| 1 | EA | 87113 | 11C46 ZR54K5E-TF5-800 COPE COMP | |
| 1 | EA | 87167 | 11G34 R103408-01 COMMUNICATING CONTROL MODULE | |
| 1 | EA | 87116 | 11K63 104052-02 20KAE-PFV-830 COPE COMPRESSOR | |
| 1 | EA | 87161 | 11K69 104112-07 ZP29K6E-PFV-830 COPE COMPRESSOR | |
| 1 | EA | 87862 | 11W00 100484-16 .067 RFC PISTON KIT | |
| 1 | EA | 61102 | 11W01 100484-20 .071 R39332B071 RFC PISTON KIT | |
| 1 | EA | 61108 | 11W02 100484-22 .073 R39332B073 RFC PISTON KIT | |
| 1 | EA | 61101 | 11W04 100484-26 .078 ORIFICE KIT | |
| 1 | EA | 87964 | 11W07 100484-31 .083 RFC PISTON KIT | |
| 1 | EA | 64886 | 11W10 100484-38 .091 RFC PISTON KIT | |
| 1 | EA | 61104 | 11W11 100484-40 .093 RFC PISTON KIT | |
| 1 | EA | 86839 | 11W47 R45633-001 MOTOR HARNESS | |
| 1 | EA | 61088 | 11W48 R45827-001 TRANSFORMER | |
| 1 | EA | 60635 | 11W84 R100214-01 3CU FILTER DRIER | |
| 1 | EA | 61379 | 11W93 100197-06 1PH CR24K7-PFV-130 COMPRESSOR | |
| 1 | EA | 87118 | 11X28 104112-06 ZP25K6E-PFV-830 COMPRESSOR | |
| 1 | EA | 87119 | 11X29 46132-080 2.5 CT DF MOTOR | |
| 1 | EA | 87120 | 11X30 104112-08 ZP31K6E-PFV-830 COMPRESSOR | |
| 1 | EA | 87121 | 11X32 46132-079 2.5T HP BLOWER CONTROL MOTOR | |
| 1 | EA | 87122 | 11X33 46132-076 5T HP/AC BLOWER CONTROL MOTOR | |
| 1 | EA | 87123 | 11X34 46132-081 3T HP BLOWER CONTROL MOTOR | |
| 1 | EA | 87124 | 11X36 46132-082 3T CT DF BLOWER CONTROL MOTOR | |
| 1 | EA | 85244 | 11X37 605996-89 HEAT EXCHANGER | |
| 1 | EA | 85245 | 11X41 605996-92 1 STG HEAT EXCHANGER | |
| 1 | EA | 87162 | 11X75 100483-42 1/6HP 208-230/60/1 FAN MOTOR | |
| 1 | EA | 94559 | 12218 35MFD 370V RUN CAPACITOR ROUND | |
| 1 | EA | 94560 | 12721 40MFD 370V RUN CAP ROUND | |
| 1 | EA | 94592 | 12748 45MFD 440V RUN CAPACITOR ROUND | |
| 1 | EA | 94543 | 12905 5MFD 370V RUN CAP OVAL | |
| 1 | EA | 94545 | 12907 7.5MFD 370V RUN CAP OVAL | |
| 1 | EA | 94546 | 12908 10MFD 370V RUN CAP OVAL | |
| 1 | EA | 94548 | 12910 15MFD 370V RUN CAP OVAL | |
| 1 | EA | 94553 | 12915 25MFD 370V RUN CAP OVAL | |
| 1 | EA | 87169 | 12F49 100483-41 1/10HP 208-230 FAN MOTOR | |
| 1 | EA | 87125 | 12J54 100269-04 DEFROST CONTROL BOARD | |
| 1 | EA | 87126 | 12J55 46132-077 2T 1/3HP VARIABLE SPD PROG MOTOR | |
| 1 | EA | 87127 | 12J56 104112-03 ZP20K6E-PFV-830 COMPRESSOR | |
| 1 | EA | 87128 | 12J57 104112-11 ZP40K6E-PFV-830 COMPRESSOR | |
| 1 | EA | 87129 | 12J58 104112-13 ZP49K6E-PFV-830 COMPRESSOR | |
| 1 | EA | 87130 | 12J59 104112-14 ZP51K6E-PFV-830 COMPRESSOR | |
| 1 | EA | 87131 | 12J98 46132-078 1/3HP VARIABLE SPEED BLOWER MOTOR | |
| 1 | EA | 87132 | 12J99 104278-01 IGNITION CONTROL | |
| 1 | EA | 87133 | 12K41 613057-01 3TU VEST SM HEAT EXCHANGER | |
| 1 | EA | 87134 | 12K42 613057-02 4TU VEST SM HEAT EXCHANGER | |
| 1 | EA | 87135 | 12K44 613057-03 5TU W VEST SM HEAT EXCHANGER | |
| 1 | EA | 87136 | 12K45 613057-04 4TU VEST LG HEAT EXCHANGER | |
| 1 | EA | 87137 | 12K49 613057-05 5TU VEST LG HEAT EXCHANGER | |
| 1 | EA | 87138 | 12K50 613057-06 6TU VEST LG HEAT EXCHANGER | |
| 1 | EA | 87139 | 12K79 613057-07 7TU VEST LG HEAT EXCHANGER | |
| 1 | EA | 87140 | 12K98 104070-01 INDUCED DRAFT BLOWER | |
| 1 | EA | 87141 | 12L09 104160-01 FLAME SENSOR | |
| 1 | EA | 87142 | 12L10 100202-05 .25HP 1075 RPM BLOWER MOTOR | |
| 1 | EA | 87143 | 12L11 100202-06 .333HP 1075RPM BLOWER MOTOR | |
| 1 | EA | 87144 | 12L12 100202-07 1/3HP 1050RPM BLOWER MOTOR | |
| 1 | EA | 87145 | 12L13 100202-08 .50HP 1120RPM BLOWER MOTOR | |
| 1 | EA | 87146 | 12L14 104079-01 10X6 BLOWER HOUSING WHEEL | |
| 1 | EA | 87147 | 12L16 104079-02 10X8 HOUSING & WHEEL BLOWER | |
| 1 | EA | 87148 | 12L17 104079-03 10X10 HOUSING & WHEEL BLOWER | |
| 1 | EA | 87149 | 12L18 104079-04 12X9 HOUSING & WHEEL BLOWER | |
| 1 | EA | 87150 | 12L20 100087-14 HI PRESSURE SWITCH | |

## Armstrong Air/AirEase Parts (Continued)

| STD PKG | U/M | BERCOR NUMBER | DESCRIPTION | PC-1 EACH |
|---|---|---|---|---|
| 1 | EA | 87151 | 12L21 100087-15 LO PRESSURE SWITCH | |
| 1 | EA | 60026 | 12M55 LB62533CC BLOWER ASSEMBLY | |
| 1 | EA | 87152 | 12P03 101995-17 AQA039KAB INTERLINK COMPRESSOR | |
| 1 | EA | 87154 | 12P50 46132-075 5TG DF 126 VARIABLE SPEED MOTOR | |
| 1 | EA | 87155 | 12P56 100060-34 24IN 4 BLADE 27PTH CCW FAN ASSEMBLY | |
| 1 | EA | 87942 | 12W53 R20293411 (HIGH FIRE) PRESSURE SWITCH | |
| 1 | EA | 63315 | 12W64 R20556101 IGNITION FAN CONTROL BOARD | |
| 1 | EA | 87181 | 12Y16 103204-07 3HP 208/230-3 MOTOR | |
| 1 | EA | 61599 | 12Y44 104575-02 4.5T Y R410 230V INTERLINK COMPRESSOR | |
| 1 | EA | 85139 | 12Y46 104575-04 4.5T INTERLINK COMPRESSOR | |
| 1 | EA | 87179 | 13E01 610491-03 INDOOR COIL | |
| 1 | EA | 87180 | 13E02 610638-02 ENVIRON OUTDOOR COIL | |
| 1 | EA | 60028 | 13H28 TRANSFORMER | |
| 1 | EA | 60048 | 13H36 1/4HP 1PH 208/230V 825RPM CONDENSER FAN MOTOR | |
| 1 | EA | 60049 | 13H39 3/4HP 208/230V 1PH 1075 RPM BLOWER MOTOR | |
| 1 | EA | 63019 | 13L09 R42725-004 COMPRESSOR PLUG | |
| 1 | EA | 87927 | 13P93 HN L4064B2210 11-1/2 FAN & LIMIT CONTROL | |
| 1 | EA | 85130 | 13U60 614943-01 DEFROST CONTROL KIT | |
| 1 | EA | 87168 | 13W13 099018600 FAN RELAY | |
| 1 | EA | 60945 | 13W51 R100481-03 3T R22 EXPANSION VALVE | |
| 1 | EA | 60681 | 13W87 100335-34 50/7.5 @ 440V ROUND START CAPACITOR | |
| 1 | EA | 85132 | 13X29 614580-21 1STG 612216-07 HEAT EXCHANGER ASSEMBLY | |
| 1 | EA | 85129 | 13Y19 614045-04 1.5-3T EXPANSION VALVE ASSEMBLY | |
| 1 | EA | 94499 | 14005 USA 5MFD 370V RUN CAPACITOR OVAL | |
| 1 | EA | 94500 | 14007 USA 7.5MFD 370V RUN CAPACITOR OVAL | |
| 1 | EA | 94501 | 14008 USA 10MFD 370V RUN CAPACITOR OVAL | |
| 1 | EA | 94502 | 14009 USA 12.5MFD 370V RUN CAPACITOR OVAL | |
| 1 | EA | 94503 | 14010 USA 15MFD 370V RUN CAPACITOR OVAL | |
| 1 | EA | 87187 | 14A39 606569-05 UH MODULATING PRESSURE SWITCH 104547-01 | |
| 1 | EA | 87182 | 14A43 104549-01 2-ST PRESSURE SWITCH | |
| 1 | EA | 87184 | 14A44 104549-02 2STG .60/-.35 PRESSURE SWITCH | |
| 1 | EA | 87170 | 14A45 104549-03 2ST 90/-.50 PRESSURE SWITCH | |
| 1 | EA | 87185 | 14A46 104549-04 2STG -.81/-.45 PRESSURE SWITCH | |
| 1 | EA | 87186 | 14A53 104549-11 2STG .70/-.40 PRESSURE SWITCH | |
| 1 | EA | 85135 | 14D50 612998-01 612998-02 HEAT EXCHANGER ASSEMBLY | |
| 1 | EA | 85134 | 14D56 612998-07 610280-12 HEAT EXCHANGER ASSEMBLY | |
| 1 | EA | 85242 | 14F83 104056-32 ZR57KCE-TF5-830 COMP COMPRESSOR | |
| 1 | EA | 60050 | 14K10 BLOWER MOTOR | |
| 1 | EA | 60051 | 14K12 3HP 3PH 200/230/460V BLOWER MOTOR | |
| 1 | EA | 60052 | 14K14 BLOWER MOTOR | |
| 1 | EA | 67530 | 14K58 AV178TT-043-A4 COMPRESSOR R38867B004 | |
| 1 | EA | 60053 | 14K60 5T Y TEC COMPRESSOR | |
| 1 | EA | 60054 | 14K92 TEMPERATURE SENSOR | |
| 1 | EA | 67458 | 14L33 R40154B008 WHITE LIMIT SWITCH | |
| 1 | EA | 60055 | 15M20 PRESSURE SWITCH | |
| 1 | EA | 64197 | 15M35 R100213-02 COMPRESSOR PLUG | |
| 1 | EA | 60058 | 15M42 MANUAL RESET SWITCH | |
| 1 | EA | 60060 | 15M43 MANUAL RESET SWITCH | |
| 1 | EA | 60061 | 15M44 MANUAL RESET SWITCH | |
| 1 | EA | 60642 | 15M47 208/230V 1PH CR34K6-PFV-830 COMPRESSOR | |
| 1 | EA | 60912 | 15M79 4T COMPRESSOR | |
| 1 | EA | 60377 | 15M88 R20390666 208/230V 1PH ZR61K3-PFV-130 COMPRESSOR | |
| 1 | EA | 60908 | 15W10 R100040-07 3T R410A COPE COMPRESSOR | |
| 1 | EA | 60904 | 15W21 R100052-10 2.5T 230V COPE COMPRESSOR | |
| 1 | EA | 60645 | 15W56 PRESSURE SWITCH | |
| 1 | EA | 62623 | 15W75 10X10 BD LB-29333BDA BLOWER WHEEL | |
| 1 | EA | 62624 | 15W76 10X10 DD LB-29333BDB BLOWER WHEEL | |
| 1 | EA | 62626 | 15W77 11X10 BD LB-29333BDC BLOWER WHEEL | |
| 1 | EA | 62637 | 15W85 LB-112079B HEAT EXCHANGER | |
| 1 | EA | 62639 | 15W86 LB-112079A HEAT EXCHANGER | |
| 1 | EA | 86605 | 16596 LB-29333BM WHEEL | |
| 1 | EA | 60145 | 16W84 11 X 8 LB-29333BDD BLOWER WHEEL | |
| 1 | EA | 65314 | 17W09 100121-29 208/230V 1PH ZR26K3-PFV-130 COMPRESSOR | |
| 1 | EA | 62198 | 17W56 LB-111888A KIT FURNACE TRANSFORMER | |
| 1 | EA | 61117 | 17W82 LB-91097C R42451-002 IGNITION CONTROL KIT | |
| 1 | EA | 62640 | 18M65 GAS VALVE | |
| 1 | EA | 84823 | 18W53 ZP54K5E-TF5-830 4.5T Y A COPE COMPRESSOR | |
| 1 | EA | 60016 | 19M54 065310400 IGNITION CONTROL REPLACEMENT KIT LF/LD24 | |
| 1 | EA | 61091 | 19W04 LB-112090B 1 SPD 230V COMBUSTION BLOWER | |

## Armstrong Air/AirEase Parts (Continued)

| STD PKG | U/M | BERCOR NUMBER | DESCRIPTION | PC-1 EACH |
|---|---|---|---|---|
| 1 | EA | 67833 | 19W66 76700452 DELAY RELAY KIT | |
| 1 | EA | 61697 | 19W88 100972-01 40VA 120/24 TRANSFORMER | |
| 1 | EA | 66710 | 19W94 LB-84495B IGNITION CONVERSION KIT | |
| 1 | EA | 87929 | 20054001 FPA INDUCER BLOWER 70625019 | |
| 1 | EA | 67665 | 20J90 IGNITOR ELECTRODE | |
| 1 | EA | 67666 | 20J91 ELECTRODE SENSOR-FLAME | |
| 1 | EA | 87878 | 20W14 100060-19 FAN ASSEMBLY | |
| 1 | EA | 62644 | 20W27 100792-01 1/2 HP 1PH 208/230V MOTOR | |
| 1 | EA | 63150 | 20W29 100792-03 MTR 3/4HP1PH208/230V1075 1075RPM 2S MOTOR | |
| 1 | EA | 63273 | 20W33 100811-01 ROLLOUT SWITCH | |
| 1 | EA | 62646 | 20W36 100847-04 LIMIT CONTROL | |
| 1 | EA | 62663 | 20W37 100847-06 LIMIT CONTROL | |
| 1 | EA | 86606 | 21708 LB-29333BJ WHEEL | |
| 1 | EA | 86629 | 21709 LB-29333BH WHEEL | |
| 1 | EA | 61543 | 21J94 R40162B001 FLUE TRAP BOOT | |
| 1 | EA | 86545 | 21L90 100648-02 1/5HP 115V BLOWER MOTOR 51W87 | |
| 1 | EA | 60630 | 21W10 R100060-11 26IN 4BLADE 22PITCH FAN | |
| 1 | EA | 64579 | 21W14 101029-01 IGNITION CONTROL | |
| 1 | EA | 67801 | 21W96 T2481 R36604B001 FAN & LIMIT CONTROL | |
| 1 | EA | 84838 | 22J52 22J5201 RELAY | |
| 1 | EA | 84868 | 22J53 22J5301 RELAY | |
| 1 | EA | 60874 | 22W04 R07489B001 BLOWER RELAY | |
| 1 | EA | 64066 | 22W71 100432-03 7/8IN SERVICE VALVE | |
| 1 | EA | 60684 | 22W78 R100600-01 5 @ 370 CAPACITOR | |
| 1 | EA | 60687 | 22W79 7.5 @ 370 R100600-02 CAPACITOR | |
| 1 | EA | 60690 | 22W80 R100600-03 10 @ 370 CAPACITOR | |
| 1 | EA | 67568 | 23G81 INDUCER DRAFT BLOWER | |
| 1 | EA | 67569 | 23G83 24IN FAN | |
| 1 | EA | 60094 | 23L45 W111204014 IGNITION LEAD | |
| 1 | EA | 61911 | 23L53 65312200 CONTROL CIRCUIT BOARD | |
| 1 | EA | 60097 | 23M32 LB-95941 WIRING HARNESS | |
| 1 | EA | 60616 | 23W26 R100087-02 25PSI +/-5 AUTO RESET LOW PRESSURE SWITCH | |
| 1 | EA | 63209 | 23W38 2.5T P 101086-01 COMPRESSOR | |
| 1 | EA | 60903 | 23W91 R100121-18 ZR32K3-TF5-130 2.5T 230V COMPRESSOR | |
| 1 | EA | 67388 | 24H77 LOW AMBIENT KIT F/SCU13 | |
| 1 | EA | 87900 | 24W95 LB-113219A CAI BLOWER REPL KIT | |
| 1 | EA | 67571 | 25G22 1/2HP 1PH 208/230V FAN MOTOR | |
| 1 | EA | 86536 | 25M60 210 LIMIT CONTROL | |
| 1 | EA | 67379 | 25M84 R42811-008 208/230V 3PH ZR57KC-TF5-130 COMPRESSOR | |
| 1 | EA | 84828 | 25W15 100483-09 1/4HP 460/60 825RPM FAN MOTOR | |
| 1 | EA | 84829 | 25W16 100483-07 1/3HP 460/60 1075RPM FAN MOTOR | |
| 1 | EA | 62703 | 25W57 100035-04 IGNITION WIRE | |
| 1 | EA | 87879 | 25W66 1/4HP FAN MOTOR 100640-02 | |
| 1 | EA | 87874 | 25W67 100654-01 FAN ASSEMBLY | |
| 1 | EA | 67452 | 26L61 R40154B001 VIOLET LIMIT SWITCH | |
| 1 | EA | 84831 | 26M65 LB-97758 .086 GAS ORIFICE | |
| 1 | EA | 86537 | 26W38 10463-04 40 MFD @ 370V ROUND CAPACITOR | |
| 1 | EA | 67668 | 27K58 1/20HP 1PH 115V 65313400 FAN MOTOR | |
| 1 | EA | 61376 | 27K60 10IN 65256400 FAN BLADE | |
| 1 | EA | 67669 | 27K61 65256500 INDUCER DRAFT BLOWER | |
| 1 | EA | 66980 | 27K79 65257300 LIMIT CONTROL | |
| 1 | EA | 84830 | 27M18 LB-99225 .052 PSC 1075RPM CCW ORIFICE | |
| 1 | EA | 64238 | 27W16 100040-03 ZP24K5E-PFV-130 COMPRESSOR | |
| 1 | EA | 86538 | 28F01 3/4HP 1PH 115V MOTOR | |
| 1 | EA | 67573 | 28G36 ELECTRODE SENSOR | |
| 1 | EA | 67577 | 28G66 INDUCE DRAFT BLOWER | |
| 1 | EA | 67578 | 28G87 1/3HP 1PH 208/230V FAN MOTOR | |
| 1 | EA | 66005 | 28M88 R47465-001 1/2HP 120V 1PH MOTOR | |
| 1 | EA | 65883 | 28M89 R47462-001 1/3HP 115V 1PH MOTOR | |
| 1 | EA | 63804 | 28M95 20430701 GAS/IGNITION CONTROL SMART VALVE II (RS45390-002) | |
| 1 | EA | 87917 | 28M97 20467102 FLAME SENSOR | |
| 1 | EA | 87883 | 28W85 ZP51K5E-TF5 4.5T Y COMPRESSOR 100040-26 | |
| 1 | EA | 62706 | 28W90 100035-01 34IN IGNITION WIRE | |
| 1 | EA | 62709 | 28W91 100035-02 70IN IGNITION WIRE | |
| 1 | EA | 63274 | 28W92 100035-03 58IN IGNITION WIRE | |
| 1 | EA | 63307 | 29M75 LIMIT CONTROL | |
| 1 | EA | 87863 | 29W09 100335-39 70/10 @ 440V ROUND CAPACITOR | |
| 1 | EA | 67462 | 30M03 BLUE/WHITE LIMIT SWITCH R40154B014 | |
| 1 | EA | 63242 | 30W24 100060-21 FAN ASSEMBLY | |

## Armstrong Air/AirEase Parts (Continued)

| STD PKG | U/M | BERCOR NUMBER | DESCRIPTION | PC-1 EACH |
|---|---|---|---|---|
| 1 | EA | 61470 | 30W33 LB-90701C IGNITION CONTROL KIT | |
| 1 | EA | 61028 | 30W34 R38707B001 IGNITION CONTROL | |
| 1 | EA | 87163 | 31G67 BLOWER WHEEL | |
| 1 | EA | 62712 | 31L45 7.5HP 3PH 230/460V MOTOR | |
| 1 | EA | 84832 | 32E01 102931-05 30KB 460V 3PH INTERLINK COMPRESSOR | |
| 1 | EA | 60655 | 32M93 100121-23 1PH ZR42K3-PFV-130 COMPRESSOR | |
| 1 | EA | 87864 | 32W18 101086-05 2T P R22 COMPRESSOR | |
| 1 | EA | 63208 | 32W19 2T P 101086-06 COMPRESSOR | |
| 1 | EA | 87865 | 32W39 101086-04 4.5T P R22 COMPRESSOR | |
| 1 | EA | 61315 | 32W40 100404-02 1PH ZR18K4-PFV-830 COMPRESSOR | |
| 1 | EA | 68664 | 33H36 R07408B003 MOTOR MOUNTING ARM | |
| 1 | EA | 68666 | 33H39 R38180C001 MOTOR MOUNTING BAND | |
| 1 | EA | 65823 | 33H45 R47466-001 3/4HP 115V 1PH MOTOR | |
| 1 | EA | 60129 | 33H74 R01254A008 12X9 BLOWER WHEEL | |
| 1 | EA | 60964 | 33H78 R01851A007 BLUE LIMIT SWITCH | |
| 1 | EA | 87106 | 33M12 LB-101202E HEAT EXCHANGER | |
| 1 | EA | 63227 | 33M14 LB-101202G HEAT EXCHANGER | |
| 1 | EA | 87899 | 33W12 1/2HP VSP 240/60/1 MOTOR 101564-01 | |
| 1 | EA | 87901 | 33W13 1HP 240/60/1 VAR SPD MOTOR | |
| 1 | EA | 86540 | 33W32 LB94724L COMBUSTION AIR BLOWER MOTOR | |
| 1 | EA | 87156 | 34W44 4507 1/2X3/4 REVERSING VALVE | |
| 1 | EA | 86640 | 34W65 652086600 1/8 HP 115/60/1 FAN MOTOR | |
| 1 | EA | 67419 | 35K59 R47464-001 1/3HP 1PH 1075RPM BLOWER MOTOR | |
| 1 | EA | 67807 | 35K70 R41917-002 COMBUSTION CHAMBER | |
| 1 | EA | 67808 | 35K71 R41924-002 COMBUSTION CHAMBER | |
| 1 | EA | 60792 | 36H72 R36634C002 TRANSFORMER RELAY | |
| 1 | EA | 67792 | 36K14 R01851A017 GREEN/WHITE LIMIT SWITCH | |
| 1 | EA | 60278 | 36K20 R47463-001 1/2HP BLOWER MOTOR | |
| 1 | EA | 86541 | 36M22 LB-29333BCW WHEEL | |
| 1 | EA | 60893 | 36W90 44935 PINK LIMIT CONTROL R46105-007 | |
| 1 | EA | 63294 | 38113 P-8-7716 CONTACTOR | |
| 1 | EA | 87975 | 38M45 38M4501 TRANSFORMER | |
| 1 | EA | 62713 | 39L14 BLOWER SHAFT | |
| 1 | EA | 63275 | 39W65 101502-01 7.5HP 200-230/60/3 MOTOR | |
| 1 | EA | 60100 | 39W76 1010685-01 M1-8 IMC REPLACEMENT KIT | |
| 12 | EA | 95858 | 40005 1/2 IN HUB | |
| 1 | EA | 62199 | 40W01 50M72 R20394208 50/5 MFD @ 370 RND DUAL CAPACITOR R38514D018 | |
| 1 | EA | 87866 | 40W58 101086-02 3T P R22 COMPRESSOR | |
| 1 | EA | 87867 | 40W59 101086-03 3.5T P R22 COMPRESSOR | |
| 1 | EA | 60115 | 41G52 LB-21259 KEY | |
| 1 | EA | 60134 | 41L28 LB-66258 BLR WHEEL KEY | |
| 1 | EA | 63179 | 41W14 100335-42 35/7.5 @ 440V ROUND CAPACITOR | |
| 1 | EA | 69173 | 41W15 45/5 MFD @ 370V CAPACITOR R38514D011 89M79 | |
| 1 | EA | 65906 | 41W49 R47477-001 1/8HP FAN MOTOR | |
| 1 | EA | 87977 | 41W54 65915601 1/2HP 240V BLOWER MOTOR | |
| 1 | EA | 61395 | 41W94 R101701-01 3T 1PH BRISTOL COMPRESSOR | |
| 1 | EA | 61400 | 41W96 R101701-03 1PH BRISTOL COMPRESSOR | |
| 1 | EA | 60702 | 41307 9X7 BLOWER WHEEL | |
| 1 | EA | 60740 | 41327 10X8 BLOWER WHEEL | |
| 1 | EA | 60741 | 41333 10X10 BLOWER WHEEL | |
| 1 | EA | 60699 | 41365 9X9 BLOWER WHEEL | |
| 1 | EA | 60739 | 41510 10 5/8 D X 10 5/8 W BLOWER WHEEL | |
| 1 | EA | 86542 | 42J32 TRANSFORMER | |
| 1 | EA | 84833 | 42E01 102931-06 30KB 208/203V 3PH INTERLINK COMPRESSOR | |
| 1 | EA | 87902 | 42W47 3/4HP 240/60/1 VAR SPD MOTOR 101564-03 | |
| 1 | EA | 64055 | 42W58 R100145-06 REVERSING VALVE | |
| 1 | EA | 63818 | 42W59 100145-09 REVERSING VALVE | |
| 1 | EA | 62714 | 42W94 LB-74930 460/75VA TRANSFORMER KIT | |
| 1 | EA | 84957 | 43H81 GROMMET | |
| 1 | EA | 69207 | 43H89 K10 CONDENSER RELAY | |
| 1 | EA | 64137 | 43K30 65238200 INDUCED DRAFT BLOWER | |
| 1 | EA | 87109 | 43L40 2T P (H) CR22K6E-PFV-875 COPE COMP | |
| 1 | EA | 60656 | 43L41 R38864C007 1PH CR28K6-PFV-170 COMPRESSOR | |
| 1 | EA | 86831 | 43W37 100060-23 FAN ASSEMBLY | |
| 1 | EA | 63983 | 43W49 97M49 1/5 HP 208/230V 1PH 1075RPM FAN MOTOR 100483-02 100483-21 | |
| 1 | EA | 84835 | 44E01 102931-08 41.5KB 460V 3PH INTERLINK COMPRESSOR | |
| 1 | EA | 60136 | 44L48 FLAME SENSOR | |
| 1 | EA | 60137 | 44L58 ELECTRODE IGNITION LEAD | |
| 1 | EA | 60638 | 44W12 R100215-01 R22 BIFLOW DRIER 95M49 | |

## Armstrong Air/AirEase Parts (Continued)

| STD PKG | U/M | BERCOR NUMBER | DESCRIPTION | PC-1 EACH |
|---|---|---|---|---|
| 1 | EA | 64860 | 44W29 602107-01 2SP COMBUSTION AIR BLOWER | |
| 1 | EA | 84836 | 44W30 602107-02 2SP/1PH 208/230V COMBUSTION AIR BLOWER | |
| 1 | EA | 60141 | 45C51 FAN | |
| 1 | EA | 84837 | 45E01 102931-09 41.5 208/230V 3PH INTERLINK COMPRESSOR | |
| 1 | EA | 61702 | 45F08 T6-1469 COMPRESSOR LOW AMBIENT CUT-OFF | |
| 1 | EA | 67796 | 45H58 05640B013 OIL BROWN NOZZLE | |
| 1 | EA | 60148 | 45K25 GASKET | |
| 1 | EA | 86543 | 45M36 LB-29333BCY WHEEL | |
| 1 | EA | 62718 | 46G18 W095304020 RED IGNITION LEAD | |
| 1 | EA | 60149 | 46G41 LB-56689CB BRACKET | |
| 1 | EA | 68665 | 46K05 R07408B008 MOTOR MOUNTING ARM | |
| 1 | EA | 60965 | 46K06 R01851A021 GRAY LIMIT SWITCH | |
| 1 | EA | 60970 | 46K07 R01851A027 GREEN LIMIT SWITCH | |
| 1 | EA | 68660 | 46K08 WHITE AUXILLARY LIMIT SWITCH R01851A034 | |
| 1 | EA | 61316 | 46K11 FAN BLADE R39294B001 | |
| 1 | EA | 67589 | 46K12 18IN FAN BLADE R41141-001 | |
| 1 | EA | 60542 | 46K14 R47476-001 .9HP 208/230V 1PH 1100RPM BLOWER MOTOR | |
| 1 | EA | 63033 | 46K18 R39271B001 BURNER | |
| 1 | EA | 67446 | 46K65 06429D355 ABLOW-1 BLOWER CONTROL | |
| 1 | EA | 61312 | 46K67 R47181-001 DEFROST CONTROL | |
| 1 | EA | 67456 | 46K69 RED LIMIT SWITCH R40154B006 | |
| 1 | EA | 67457 | 46K70 R40154B007 PINK LIMIT SWITCH | |
| 1 | EA | 67459 | 46K71 GOLD LIMIT SWITCH R40154B009 | |
| 1 | EA | 67460 | 46K72 R40154B012 YELLOW/WHITE LIMIT CONTROL | |
| 1 | EA | 67463 | 46K73 R40154B015 RED/WHITE LIMIT SWITCH | |
| 1 | EA | 65014 | 46K88 R47429-001 1/4HP 208/230V 1075RPM FAN MOTOR | |
| 1 | EA | 61430 | 46K91 R40622-001 HEAT EXCHANGER | |
| 1 | EA | 61431 | 46K92 R40622-002 HEAT EXCHANGER | |
| 1 | EA | 61432 | 46K93 R40622-003 4 CELL HEAT EXCHANGER | |
| 1 | EA | 61433 | 46K94 R40622-004 5 CELL HEAT EXCHANGER | |
| 1 | EA | 61434 | 46K95 R40622-005 HEAT EXCHANGER | |
| 1 | EA | 87940 | 46W17 100463-03 7.5MFD @ 370V ROUND CAPACITOR | |
| 1 | EA | 87976 | 46W18 100463-05 15 MFD @ 370V ROUND CAPACITOR | |
| 1 | EA | 61020 | 46W19 100463-06 20 MFD @ 370V CAPACITOR 58W04 | |
| 1 | EA | 84839 | 47E01 102931-11 30.5 208/230V 1PH INTERLINK COMPRRESSOR | |
| 1 | EA | 68677 | 47K00 RS41117-005 ASSEMBLY BLOWER HOUSING | |
| 1 | EA | 67594 | 47K02 R41520-002 ELECTRODE LEAD | |
| 1 | EA | 67380 | 47K04 R39718B002 MANIFOLD | |
| 1 | EA | 69877 | 47K09 R39030B019 #42 NATURAL GAS ORIFICE | |
| 1 | EA | 87882 | 47K14 TIME DELAY RELAY R40715-001 | |
| 1 | EA | 67583 | 47K15 R41099-001 SOLENOID | |
| 1 | EA | 61112 | 47K17 .30 YELLOW PRESSURE SWITCH R45695-001 | |
| 1 | EA | 60609 | 47K18 R37520B005 GREEN ROLLOUT SWITCH | |
| 1 | EA | 60503 | 47K19 R36327B006 THERMOSTAT SWITCH | |
| 1 | EA | 63479 | 47K20 R39370B001 TRANSFORMER | |
| 1 | EA | 60496 | 47K22 R44478-002 EXPANSION VALVE | |
| 1 | EA | 67593 | 47K24 R41516-001 GAS VALVE | |
| 1 | EA | 67400 | 47K28 BLOWER WHEEL R02592A003 | |
| 1 | EA | 60923 | 47K30 R02592A023 BLOWER WHEEL | |
| 1 | EA | 60977 | 47K31 R02592A024 BLOWER WHEEL | |
| 1 | EA | 67779 | 47K39 R40424-001 GASKET FLUE COVER | |
| 1 | EA | 67780 | 47K40 R40424-002 GASKET FLUE COVER | |
| 1 | EA | 67781 | 47K41 R40424-003 GASKET FLUE COVER | |
| 1 | EA | 86544 | 47W64 210F LIMIT CONTROL | |
| 1 | EA | 86643 | 47W86 100483-23 1/10 HP 208/203/60/1 FAN MOTOR | |
| 1 | EA | 84840 | 48E01 102931-12 41.5 208/230V 1PH INTERLINK COMPRESSOR | |
| 1 | EA | 64982 | 48K98 LB-90089A BCC3 REPLACEMENT CONTROL BOARD | |
| 1 | EA | 60151 | 49K08 SENSOR | |
| 1 | EA | 84841 | 49K81 1-1/2HP 1PH 115/203V 1725RPM MOTOR | |
| 1 | EA | 63276 | 49L86 LIMIT CONTROL | |
| 1 | EA | 62725 | 49M84 FLAME SENSOR | |
| 1 | EA | 62751 | 49M85 IGNITOR | |
| 1 | EA | 61402 | 49W16 R101907-03 1.5T 1PH BRISTOL COMPRESSOR | |
| 1 | EA | 61409 | 49W17 R101907-04 2T 1P BRISTOL COMPRESSOR | |
| 1 | EA | 61411 | 49W18 R101907-05 2.5T 1PH BRISTOL COMPRESSOR | |
| 1 | EA | 61419 | 49W19 R101946-01 3T 1PH BRISTOL COMPRESSOR | |
| 1 | EA | 61420 | 49W20 R101946-02 3.5T 1PH BRISTOL COMPRESSOR | |
| 1 | EA | 61422 | 49W21 R101946-03 3.5T 1PH BRISTOL COMPRESSOR | |
| 1 | EA | 64139 | 49W66 102186-01 IGNITION CONTROL (WAS 41K49) | |

## Armstrong Air/AirEase Parts (Continued)

| STD PKG | U/M | BERCOR NUMBER | DESCRIPTION | PC-1 EACH |
|---|---|---|---|---|
| 1 | EA | 64431 | 51W15 102317-01 INTERLOCK SWITCH | |
| 1 | EA | 86635 | 52M46 R20470502 CONTROL BOARD | |
| 1 | EA | 87918 | 52M73 R20017402 ROLLOUT SWITCH | |
| 1 | EA | 66982 | 53K80 LB-90157A FAN TIMER | |
| 1 | EA | 62795 | 56L68 RELAY | |
| 1 | EA | 63014 | 56M97 25/5 MFD @ 370V DUAL CAPACITOR R38514D002 | |
| 1 | EA | 61039 | 56W19 R47582-001 IGNITION CONTROL | |
| 1 | EA | 60887 | 56W20 R46105-001 VIOLET LIMIT CONTROL | |
| 1 | EA | 60990 | 56W21 R46105-002 ORANGE LIMIT CONTROL | |
| 1 | EA | 60991 | 56W22 R46105-003 YELLOW LIMIT CONTROL | |
| 1 | EA | 61057 | 56W23 R46105-008 WHITE LIMIT CONTROL | |
| 1 | EA | 60896 | 56W24 R46105-009 GOLD LIMIT CONTROL | |
| 1 | EA | 65365 | 56W25 R46105-012 YELLOW/WHITE LIMIT CONTROL | |
| 1 | EA | 61058 | 56W26 R46105-016 PINK WHITE LIMIT CONTROL | |
| 1 | EA | 60900 | 56W27 R46105-023 BLUE/GREEN LIMIT CONTROL | |
| 1 | EA | 61038 | 56W53 R44391-004 .125-23IN SILICONE TUBE | |
| 1 | EA | 60859 | 56W54 R06428D399 2 BURNER VEST PANEL CORBOL KIT | |
| 1 | EA | 60860 | 56W55 R06428D400 3 BURNER VEST PANEL CORBOL KIT | |
| 1 | EA | 60873 | 56W56 R06428D401 4 BURNER VEST PANEL CORBAL KIT | |
| 1 | EA | 60875 | 56W57 R06428D402 5 BURNER VEST PANEL CORBOL KIT | |
| 1 | EA | 60876 | 56W58 R06428D403 6 BURNER VEST PANEL CORBOL KIT | |
| 1 | EA | 60392 | 56W61 R100997-02 HOT SURFACE IGNITER | |
| 1 | EA | 67514 | 56W63 R37520B014 400 GREEN ROLLOUT FLAME SWITCH | |
| 1 | EA | 86837 | 56W64 R100684-01 .50 WHITE PRESSURE SWITCH | |
| 1 | EA | 61875 | 56W67 R47467-001 3/4HP MOTOR | |
| 1 | EA | 63035 | 56W68 R44431-001 COMBUSTION BLOWER | |
| 1 | EA | 87983 | 57M89 LB-94726L BLOWER HOUSING | |
| 1 | EA | 60641 | 57W15 R37648B002 3.50 ROUND SCREEN | |
| 1 | EA | 60891 | 57W37 R46105-004 GREEN LIMIT CONTROL | |
| 1 | EA | 60737 | 57W38 R46105-006 RED LIMIT CONTROL | |
| 1 | EA | 60342 | 57W63 SECONDARY HEAT EXCHANGER COIL R40093B001 | |
| 1 | EA | 61559 | 57W66 R45140-001 PLASTIC ELBOW | |
| 1 | EA | 66060 | 57W68 R39030B009 #44 ORIFICE | |
| 1 | EA | 61034 | 57W75 R37520B013 250 PINK ROLLOUT SWITCH | |
| 1 | EA | 60884 | 57W76 R37520B018 185 PURPLE ROLLOUT SWITCH | |
| 1 | EA | 85125 | 57W79 101432-14 .70 GREEN PRESSURE SWITCH | |
| 1 | EA | 61545 | 57W84 R40654-001 2 CELL HEAT EXCHANGER | |
| 1 | EA | 61546 | 57W85 R40654-002 3 CELL HEAT EXCHANGER | |
| 1 | EA | 61547 | 57W86 R40654-003 4 CELL HEAT EXCHANGER | |
| 1 | EA | 61548 | 57W87 R40654-004 5 CELL HEAT EXCHANGER | |
| 1 | EA | 66061 | 57W88 R40086B001 .81 GRAY ORIFICE | |
| 1 | EA | 66062 | 57W89 R40086B002 1.05 ORANGE ORIFICE | |
| 1 | EA | 66063 | 57W90 R40086B003 1.10 BLACK ORIFICE | |
| 1 | EA | 61062 | 57W91 1.20 BLUE BLUE ORIFICE R40086B004 | |
| 1 | EA | 66064 | 57W92 R40086B006 1.00 YELLOW ORIFICE | |
| 1 | EA | 66065 | 57W93 R40086B007 .72 GREEN ORIFICE | |
| 1 | EA | 60985 | 57W95 R36733B004 I.D. BLOWER GASKET | |
| 1 | EA | 67401 | 58W00 R47468-001 .90 EMERSON MOTOR | |
| 1 | EA | 63440 | 58W01 R45037-001 INDUCED DRAFT BLOWER | |
| 1 | EA | 61561 | 58W05 R45035-001 BOOT TRAP WITH PORT | |
| 1 | EA | 63878 | 58W06 R40095B001 PLASTIC HEADER BOX | |
| 1 | EA | 84812 | 58W07 R40096B001 PLASTIC HEADER BOX | |
| 1 | EA | 65896 | 58W08 R45665-001 HEADER BOX | |
| 1 | EA | 67812 | 58W12 R42381-002 HEADER GASKET | |
| 1 | EA | 61562 | 58W14 R42381-004 HEADER BOX GASKET | |
| 1 | EA | 87164 | 59M51 1/2HP BLOWER MOTOR | |
| 1 | EA | 84842 | 59W22 100847-09 140F 40DIFF OPEN LIMIT CONTROL | |
| 1 | EA | 64899 | 59M03 LB-106783A FLUE TRANSITION REPLACEMENT KIT | |
| 1 | EA | 86639 | 59W74 R101432-17 .80 PRESSURE SWITCH | |
| 1 | EA | 61078 | 59W75 .96 CARMEL ORIFICE R40086B012 | |
| 1 | EA | 61087 | 59W76 .77 TAN ORIFICE R40086B013 | |
| 1 | EA | 85133 | 60G79 LB-58087BB HEAT EXCHANGER | |
| 1 | EA | 67774 | 60J59 1/2IN NATURAL GAS VALVE | |
| 1 | EA | 86546 | 60L21 100649-01 1/3HP 115V BLOWER MOTOR | |
| 1 | EA | 86547 | 60L22 100650-01 1/2HP 115V BLOWER MOTOR | |
| 1 | EA | 69837 | 60L23 R40405-008 .50 RED PRESSURE SWITCH | |
| 1 | EA | 87173 | 60M10 ENTHALPY CONTROL | |
| 1 | EA | 63277 | 60M12 CONTACTOR | |
| 1 | EA | 63203 | 60M28 R46256-001 BLOWER CONTROL | |

## Armstrong Air/AirEase Parts (Continued)

| STD PKG | U/M | BERCOR NUMBER | DESCRIPTION | PC-1 EACH |
|---|---|---|---|---|
| 1 | EA | 61373 | 60M32 R46994-001 IGNITION CONTROL | |
| 1 | EA | 62797 | 60M34 BEARING | |
| 1 | EA | 87157 | 60M56 INSHOT BURNER | |
| 1 | EA | 62807 | 60M58 195 LIMIT CONTROL | |
| 1 | EA | 63278 | 60M59 160 LIMIT CONTROL | |
| 1 | EA | 62820 | 60M60 IGNITION LEAD | |
| 1 | EA | 62832 | 60M61 ROLLOUT SWITCH | |
| 1 | EA | 87951 | 61W89 100483-25 1/4HP 208-230/60/1 FAN MOTOR | |
| 1 | EA | 67415 | 63K70 AW504ET-088-A4 COMPRESSOR R35125C007 | |
| 1 | EA | 87925 | 63W16 R00419B175 GRAY AEROSOL DUCANE PAINT | |
| 1 | EA | 86548 | 63W58 102829-01 MODULAR VARIABLE SPEED IGNITION CONTROL | |
| 1 | EA | 60282 | 65W49 .60 RED PRESSURE SWITCH R100684-02 | |
| 1 | EA | 86828 | 65W63 100684-07 PRESSURE SWITCH | |
| 1 | EA | 67721 | 66020 1IN P-5-84 BEARING BORE | |
| 1 | EA | 60183 | 67K65 RELAY | |
| 1 | EA | 84843 | 67W84 102931-01 4.5T G R410 460V INTERLINK COMPRESSOR | |
| 1 | EA | 84844 | 67W85 102931-02 4.5T Y R410A 230V INTERLINK COMPRESSOR | |
| 1 | EA | 84845 | 67W86 102931-03 4.5T J R410A 575V INTERLINK COMPRESSOR | |
| 1 | EA | 86642 | 68J24 1/3HP 1PH 208/230V MOTOR | |
| 1 | EA | 62833 | 68J37 CONTACTOR | |
| 1 | EA | 60754 | 68J65 AV177ET-024-A4 4T 1PH COMP R38867B001 | |
| 1 | EA | 64173 | 68J69 AV196ET-047-A4 COMPRESSOR R38867B012 | |
| 1 | EA | 67384 | 68J70 AV196RT-055-A4 5T Y TEC COMPRESSOR R38867B013 | |
| 1 | EA | 67425 | 68J71 5T G AV190TT-045-A4 COMPRESSOR TEC R38867B007 | |
| 1 | EA | 63861 | 68W80 SINGLE STAGE NIGHT SERVICE KIT | |
| 1 | EA | 63872 | 68W81 TWO STAGE NIGHT SERVICE KIT | |
| 1 | EA | 63873 | 68W82 MODULATING NIGHT SERVICE KIT | |
| 1 | EA | 67426 | 69H62 R39008C003 1PH RK147ET-021-A4 COMPRESSOR | |
| 1 | EA | 63720 | 69M33 COMBUSTION AIR BLOWER | |
| 1 | EA | 86549 | 69M38 135F LIMIT CONTROL | |
| 1 | EA | 86550 | 69M79 1HP 4SPD 115V 1PH 60HZ MOTOR | |
| 1 | EA | 86551 | 69W27 101910-07 1/16IN NATURAL ORIFICE | |
| 1 | EA | 86552 | 69W36 102135-03 150F LIMIT CONTROL | |
| 1 | EA | 86553 | 69W37 102135-04 165F LIMIT CONTROL | |
| 1 | EA | 86554 | 69W38 102135-05 170F LIMIT CONTROL | |
| 1 | EA | 86555 | 69W39 102135-06 190F LIMIT CONTROL | |
| 1 | EA | 86556 | 69W40 102135-07 205F LIMIT CONTROL | |
| 1 | EA | 86557 | 69W41 102135-08 215F LIMIT CONTROL | |
| 1 | EA | 86558 | 69W42 102135-09 220F LIMIT CONTROL | |
| 1 | EA | 86559 | 69W43 LB-74940B 90 DEGREE FLAME SENSOR KIT | |
| 1 | EA | 86560 | 69W44 102688-01 2 STAGE NATURAL GAS VALVE | |
| 1 | EA | 86561 | 69W49 102703-01 11IN X 9IN X 1/2IN BLOWER WHEEL | |
| 1 | EA | 86562 | 69W50 102703-02 11IN X 11IN X 1/2IN BLOWER WHEEL | |
| 1 | EA | 86563 | 69W52 102712-01 10IN X 9IN X 1/2IN BLOWER WHEEL | |
| 1 | EA | 86624 | 69W55 102737-03 20/.55 2 STAGE PRESSURE SWITCH | |
| 1 | EA | 86564 | 69W56 102737-04 25/.60 2 STAGE PRESSURE SWITCH | |
| 1 | EA | 86565 | 69W57 102737-05 30/.68 2 STAGE PRESSURE SWITCH | |
| 1 | EA | 86566 | 69W58 102737-06 30/.75 2 STAGE PRESSURE SWITCH | |
| 1 | EA | 87984 | 69W87 4 BURNER ASSEMBLY | |
| 1 | EA | 87985 | 69W88 6 BURNER ASSEMBLY | |
| 1 | EA | 87986 | 69W89 8 BURNER ASSEMBLY | |
| 1 | EA | 87987 | 69W91 12 BURNER ASSEMBLY | |
| 1 | EA | 86567 | 69W94 101910-05 #61 LP ORIFICE | |
| 1 | EA | 86641 | 69W97 100483-30 1/3HP 208-230/60/1 FAN MOTOR | |
| 1 | EA | 64131 | 70L53 20256701 GAS/IGNITION CONTROL SERVICE VALVE R44479-001 | |
| 1 | EA | 84811 | 70L54 20093901 PILOT BURNER | |
| 1 | EA | 87919 | 70L60 IND DRAFT BLOWER | |
| 1 | EA | 87832 | 70W06 605731-01 HEAT EXCHANGER | |
| 1 | EA | 87833 | 70W07 605731-02 HEAT EXCHANGER | |
| 1 | EA | 87834 | 70W08 605731-03 HEAT EXCHANGER | |
| 1 | EA | 87835 | 70W09 605731-04 HEAT EXCHANGER | |
| 1 | EA | 87836 | 70W10 605731-05 HEAT EXCHANGER | |
| 1 | EA | 87837 | 70W11 605731-06 HEAT EXCHANGER | |
| 1 | EA | 87838 | 70W12 605731-07 HEAT EXCHANGER | |
| 1 | EA | 87839 | 70W14 605731-09 HEAT EXCHANGER | |
| 1 | EA | 86568 | 70W16 LB-112237B IGNITER | |
| 1 | EA | 86607 | 70W27 LB-90745AR ECM MODULE KIT | |
| 1 | EA | 86608 | 70W28 LB-90745AS ECM MODULE KIT | |
| 1 | EA | 86609 | 70W29 LB-90745AT ECM MODULE KIT | |

## Armstrong Air/AirEase Parts (Continued)

| STD PKG | U/M | BERCOR NUMBER | DESCRIPTION | PC-1 EACH |
|---|---|---|---|---|
| 1 | EA | 86610 | 70W30 LB-90745AW ECM MODULE KIT | |
| 1 | EA | 86611 | 70W31 LB-90745AX ECM MODULE KIT | |
| 1 | EA | 86612 | 70W32 LB-90745AY ECM MODULE KIT | |
| 1 | EA | 86613 | 70W33 LB-90745BA ECM MODULE KIT | |
| 1 | EA | 86614 | 70W34 LB-90745BB ECM MODULE KIT | |
| 1 | EA | 86615 | 70W36 LB-90745BD ECM MODULE KIT | |
| 1 | EA | 86569 | 70W38 LB-94724P COMBUSTION AIR BLOWER MOTOR | |
| 1 | EA | 86570 | 70W39 LB-94726AB BLOWER HOUSING | |
| 1 | EA | 86846 | 70W40 LB-94726T BLOWER HOUSING | |
| 1 | EA | 87988 | 70W42 LB-94726X BLOWER HOUSING | |
| 1 | EA | 86571 | 70W88 605154-02 A96 LPG TO NATURAL CONVERSION KIT | |
| 1 | EA | 87920 | 71L03 R20004601 INSHOT BURNER | |
| 1 | EA | 62940 | 71M28 LB-106199A MCC1-1 CIRCUIT BOARD KIT | |
| 1 | EA | 86630 | 71W17 605099-04 BAG ASSEMBLY DRAIN KIT PARTS ASSY | |
| 1 | EA | 86572 | 71W41 102857-01 135F LIMIT CONTROL | |
| 1 | EA | 86573 | 71W43 102857-03 140F LIMIT CONTROL | |
| 1 | EA | 86574 | 71W44 102857-04 145F LIMIT CONTROL | |
| 1 | EA | 86575 | 71W48 102906-02 .036 LP ORIFICE | |
| 1 | EA | 86621 | 71W49 102907-01 210F LIMIT CONTROL | |
| 1 | EA | 87841 | 71W73 605996-06 HEAT EXCHANGER | |
| 1 | EA | 87842 | 71W74 605996-07 HEAT EXCHANGER | |
| 1 | EA | 87843 | 71W75 605996-08 HEAT EXCHANGER | |
| 1 | EA | 87844 | 71W79 605996-12 HEAT EXCHANGER | |
| 1 | EA | 87845 | 71W80 605996-13 HEAT EXCHANGER | |
| 1 | EA | 86577 | 71W96 102688-02 2 STAGE LP GAS VALVE | |
| 1 | EA | 87970 | 72L05 20390801 1/10HP 209/230V 1PH MOTOR | |
| 1 | EA | 87971 | 72L08 20390806 1/5HP 208/230V 1PH MOTOR | |
| 1 | EA | 86578 | 72W34 LB-115291E NATURAL GAS VALVE ASSEMBLY 72W57 | |
| 1 | EA | 86579 | 72W35 LB-115291F LP GAS VALVE ASSEMBLY 72W58 | |
| 1 | EA | 84869 | 72W39 100335-51 75/10 @ 440V ROUND CAPACITOR | |
| 1 | EA | 86646 | 72W97 605996-15 HEAT EXCHANGER | |
| 1 | EA | 86647 | 72W98 605996-16 HEAT EXCHANGER | |
| 1 | EA | 86580 | 72W99 606006-01 2.3 ECM 1/2HP MOTOR ONLY | |
| 1 | EA | 62835 | 73M11 LB-107331B HEAT EXCHANGER | |
| 1 | EA | 86581 | 73M85 LB-108026A MOTOR MOUNT KIT | |
| 1 | EA | 86583 | 73W01 606007-01 3.0 1/2 HP ECM MOTOR ONLY | |
| 1 | EA | 86584 | 73W02 606007-02 3.0 3/4 HP ECM MOTOR ONLY | |
| 1 | EA | 86619 | 73W03 606007-03 3.0 1HP ECM MOTOR ONLY | |
| 1 | EA | 86586 | 73W09 LB-947247T COMBUSTION AIR S/A BLOWER | |
| 1 | EA | 86587 | 73W17 102837-01 NATURAL GAS VALVE | |
| 1 | EA | 86588 | 73W18 102857-05 145F LIMIT CONTROL | |
| 1 | EA | 86589 | 73W19 102857-06 155F LIMIT CONTROL | |
| 1 | EA | 87159 | 73W20 102857-07 175F MAIN LIMIT CONTROL | |
| 1 | EA | 86590 | 73W20 102857-07 175F LIMIT CONTROL | |
| 1 | EA | 87857 | 73W34 102737-08 (.62/.35) 2 STAGE PRESSURE SWITCH | |
| 1 | EA | 87858 | 73W35 102737-09 (.55/.25) 2 STAGE PRESSURE SWITCH | |
| 1 | EA | 60343 | 73W76 R100684-08 .50 WHITE PRESSURE SWITCH R45694-001 | |
| 1 | EA | 67420 | 74H12 AVB5549EXN 4T P TEC COMPRESSOR R38867B002 | |
| 1 | EA | 61536 | 74K76 #54 LP LP ORIFICE R39030B005 | |
| 1 | EA | 67588 | 74K77 R42250-001 INDUCE DRAFT BLOWER | |
| 1 | EA | 86593 | 74W12 101070-01 1/5HP 115V BLOWER MOTOR | |
| 1 | EA | 86594 | 74W55 LB-94724AA COMBUSTION AIR S/A BLOWER | |
| 1 | EA | 86595 | 74W56 LB-94724AB COMBUSTION AIR S/A BLOWER | |
| 1 | EA | 87847 | 74W57 605731-10 HEAT EXCHANGER | |
| 1 | EA | 87848 | 74W58 605731-11 HEAT EXCHANGER | |
| 1 | EA | 87849 | 74W59 605731-12 HEAT EXCHANGER | |
| 1 | EA | 86620 | 74W63 103018-07 .80F PRESSURE SWITCH | |
| 1 | EA | 86598 | 74W75 102135-10 LIMIT CONTROL | |
| 1 | EA | 86599 | 74W77 102135-12 LIMIT CONTROL | |
| 1 | EA | 86601 | 75W01 103096-01 BLOWER WHEEL | |
| 1 | EA | 87158 | 75W15 102857-08 165F MAIN LIMIT CONTROL | |
| 1 | EA | 86602 | 75W15 102857-08 165F LIMIT CONTROL | |
| 1 | EA | 86649 | 75W26 605996-19 HEAT EXCHANGER | |
| 1 | EA | 86670 | 98W30 605996-49 HEAT EXCHANGER ASSEMBLY | |
| 1 | EA | 86671 | 98W31 605996-21 HEAT EXCHANGER 75W28 | |
| 1 | EA | 86672 | 75W30 605996-23 HEAT EXCHANGER | |
| 1 | EA | 86673 | 75W31 605996-24 HEAT EXCHANGER | |
| 1 | EA | 86674 | 75W32 605996-25 HEAT EXCHANGER | |
| 1 | EA | 86844 | 75W33 605996-26 HEAT EXCHANGER | |

## Armstrong Air/AirEase Parts (Continued)

| STD PKG | U/M | BERCOR NUMBER | DESCRIPTION | PC-1 EACH |
|---|---|---|---|---|
| 1 | EA | 87989 | 75W34 605996-27 HEAT EXCHANGER | |
| 1 | EA | 87991 | 75W36 605996-29 HEAT EXCHANGER | |
| 1 | EA | 87992 | 75W37 605996-30 HEAT EXCHANGER | |
| 1 | EA | 87993 | 75W38 605996-31 HEAT EXCHANGER | |
| 1 | EA | 87994 | 75W39 605996-32 HEAT EXCHANGER | |
| 1 | EA | 87995 | 75W40 605996-33 HEAT EXCHANGER | |
| 1 | EA | 87877 | 75W43 103048-01 THERMAL SWITCH | |
| 1 | EA | 67527 | 76K01 BLOWER WHEEL R02592A006 | |
| 1 | EA | 69174 | 76K02 60/5 MFD @ 370V RUN CAPACITOR R38514D016 | |
| 1 | EA | 87904 | 77W04 2 STG NAT 103181-01 GAS VALVE | |
| 1 | EA | 87996 | 77W13 605996-34 HEAT EXCHANGER | |
| 1 | EA | 87850 | 77W23 605996-35 HEAT EXCHANGER | |
| 1 | EA | 87852 | 77W25 605996-37 HEAT EXCHANGER | |
| 1 | EA | 87853 | 77W26 605996-38 HEAT EXCHANGER | |
| 1 | EA | 87854 | 77W27 605996-39 HEAT EXCHANGER | |
| 1 | EA | 87855 | 77W28 605996-40 HEAT EXCHANGER | |
| 1 | EA | 87856 | 77W29 605996-41 HEAT EXCHANGER | |
| 1 | EA | 86634 | 77W30 607010-01 DRAIN TRAP KIT | |
| 1 | EA | 87868 | 77W34 102831-05 7/8 X 7/8 SERVICE VALVE | |
| 1 | EA | 87869 | 77W35 102831-06 7/8 X 1-1/8 SERVICE VALVE | |
| 1 | EA | 64123 | 78K59 HD1-2 LB-91256A CONTROL | |
| 1 | EA | 60398 | 78L02 R47803-001 REVERSING VALVE | |
| 1 | EA | 60279 | 78L03 REVERSING VALVE R47805-001 | |
| 1 | EA | 61544 | 78L04 R47806-001 REV VALVE | |
| 1 | EA | 60495 | 78L19 R44478-001 EXPANSION VALVE | |
| 1 | EA | 60191 | 78L30 LIMIT CONTROL | |
| 1 | EA | 60195 | 78L41 MOTOR MTG BRACKET | |
| 1 | EA | 67572 | 78L60 28G26 GAS VALVE | |
| 10 | EA | 86637 | 78W50 LB-110418B THUMB SCREW BAG ASSY | |
| 1 | EA | 68725 | 79J11 THERMOSTAT FREEZE-STAT | |
| 1 | EA | 60196 | 79J21 ELECTRODE IGNITER | |
| 1 | EA | 60213 | 79J22 SENSOR | |
| 1 | EA | 60215 | 79J75 EXPANSION VALVE | |
| 1 | EA | 60217 | 79J81 1/3HP 1PH 208/230V 1075RPM LEADLESS CONDENSER FAN MOTOR | |
| 1 | EA | 60437 | 79J82 1/3HP 460V 1PH 1075RPM LEADLESS CONDENSER FAN MOTOR | |
| 1 | EA | 60220 | 79J89 LIMIT CONTROL | |
| 1 | EA | 84847 | 79W30 100600-09 7.5@440 OVAL CAPACITOR | |
| 1 | EA | 87860 | 79W59 2HP 208-230V MOTOR REPLACEMENT CONTROL ASSY | |
| 1 | EA | 87861 | 79W60 460V 2HP MOTOR REPLACEMENT CONTROL ASSY | |
| 1 | EA | 84848 | 79W62 REPLACEMENT CONTROL MOTOR ASSY | |
| 1 | EA | 84849 | 79W63 REPLACEMENT CONTROL MOTOR ASSY | |
| 1 | EA | 84850 | 79W64 REPLACEMENT CONTROL MOTOR ASSY | |
| 1 | EA | 87968 | 79W65 3HP REPLACEMENT CONTROL ASSY MOTOR | |
| 1 | EA | 60261 | 80K09 ELECTRODE IGNITER | |
| 1 | EA | 67582 | 80K12 IGNITION CONTROL | |
| 1 | EA | 61052 | 80K47 R38514D007 40/7.5 MFD @ 440V ROUND DUAL CAPACITOR | |
| 1 | EA | 84851 | 80K65 80K6501 EK-202 TERMINAL BLOCK | |
| 1 | EA | 87921 | 80M27 IGN/FAN CONTROL BOARD | |
| 1 | EA | 87922 | 80M29 IGNITOR | |
| 1 | EA | 87915 | 80M52 (D) INDUCER BLOWER | |
| 1 | EA | 86596 | 80W52 103247-04 .60 PRESSURE SWITCH 74W60 | |
| 1 | EA | 86626 | 80W53 103247-05 .68 PRESSURE SWITCH 74W61 | |
| 1 | EA | 87913 | 80W57 103247-09 .65 PRESSURE SWITCH 74W65 | |
| 1 | EA | 87916 | 80W58 103247-10 .75 PRESSURE SWITCH | |
| 1 | EA | 84852 | 80W27 100060-30 4BLD 35P CCW FAN ASSY | |
| 1 | EA | 87969 | 80W51 103247-03 .55 PRESSURE SWITCH | |
| 1 | EA | 87973 | 80W54 103247-06 .75 PRESSURE SWITCH | |
| 1 | EA | 84810 | 80W55 103247-07 .80 PRESSURE SWITCH | |
| 1 | EA | 84865 | 80W73 REPLACEMENT CONTROL MOTOR ASSEMBLY | |
| 1 | EA | 84866 | 80W74 REPLACEMENT CONTROL MOTOR ASSEMBLY | |
| 1 | EA | 84867 | 80W75 REPLACEMENT CONTROL MOTOR ASSEMBLY | |
| 1 | EA | 87117 | 80W76 103202-04 2HP 208/203-3 1755RPM MOTOR | |
| 1 | EA | 87859 | 80W97 R101431-01 COMBUSTION AIR BLOWER | |
| 1 | EA | 60270 | 81L75 IMC C1-3 REPLACEMENT KIT CONTROL | |
| 1 | EA | 87876 | 81W06 101995-04 2.5T P R410A INTERLINK COMPRESSOR | |
| 1 | EA | 63263 | 81W07 101995-05 3T P R410A INTERLINK COMPRESSOR | |
| 1 | EA | 63255 | 81W09 101995-07 4.5T P R410A INTERLINK COMPRESSOR 43W87 | |
| 1 | EA | 87997 | 81W33 607421-02 X13 1/2HP PROGRAMMED MOTOR | |
| 1 | EA | 87998 | 81W35 607421-04 X13 3/4HP PROGRAMMED MOTOR | |

## Armstrong Air/AirEase Parts (Continued)

| STD PKG | U/M | BERCOR NUMBER | DESCRIPTION | PC-1 EACH |
|---|---|---|---|---|
| 1 | EA | 87999 | 81W37 607421-06 X13 3/4HP PROGRAMMED MOTOR | |
| 1 | EA | 86824 | 81W42 607421-11 X13 1HP PROGRAMMED MOTOR | |
| 1 | EA | 87888 | 81W45 LB-94724AC COMB AIR S/A BLOWER | |
| 1 | EA | 84999 | 81W55 101995-09 1.5T P R410A INTERLINK COMPRESSOR | |
| 1 | EA | 84966 | 82W08 607565-01 DOOR PLUG KIT FOR 90% FURNACE | |
| 1 | EA | 84954 | 82W67 101995-21 4.5T R410A INTERLINK COMPRESSOR | |
| 1 | EA | 63026 | 83L71 R39050B001 ELECTRODE | |
| 1 | EA | 60271 | 83L75 LIMIT CONTROL | |
| 1 | EA | 64124 | 83L78 LIMIT CONTROL | |
| 1 | EA | 67464 | 83L91 R40154B016 PINK/WHITE LIMIT SWITCH | |
| 1 | EA | 64972 | 10Y24 LB-109531A 83M00 SURELIGHT REPLACEMENT KIT | |
| 1 | EA | 87887 | 83W12 2STG NAT GAS VALVE | |
| 1 | EA | 87954 | 83W76 100600-10 12.5 @ 370 CAPACITOR | |
| 1 | EA | 87886 | 83W89 607308-03 IGNITION CONTROL KIT | |
| 1 | EA | 68668 | 84K65 R42446-001 ELECTRODE | |
| 1 | EA | 87890 | 84W06 103271-02 PRESSURE SWITCH | |
| 1 | EA | 87891 | 84W07 LB-90745BE (VSP CTRL MODULE) MOTOR ASSY | |
| 1 | EA | 87892 | 84W08 LB-90745BF (VSP CTRL MODULE) MOTOR ASSY | |
| 1 | EA | 87893 | 84W09 LB-90745BG (VSP CTRL MOTOR) MOTOR ASSY | |
| 1 | EA | 87895 | 84W12 LB-90745BK (VSP CTRL MODULE) MOTOR ASSY | |
| 1 | EA | 87906 | 84W13 LB-90745BL (VSP CTRL MODULE) MOTOR ASSEMBLY | |
| 1 | EA | 87896 | 84W14 LB-90745BM (VSP CTRL MODULE) MOTOR ASSY | |
| 1 | EA | 87897 | 84W15 LB-90745BN (VSP CTRL MODULE) MOTOR ASSY | |
| 1 | EA | 87898 | 84W16 LB-90745BP (VSP CTRL MODULE) MOTOR ASSY | |
| 1 | EA | 87907 | 84W17 LB-90745BR (VSP CTRL MODULE) MOTOR ASSEMBLY | |
| 1 | EA | 87909 | 84W50 605927-11 NIGHT SERVICE KIT A95UH/DF 95G2 | |
| 1 | EA | 87910 | 84W85 806008-04 3.0 ECM 1/2HP MODULE ONLY | |
| 1 | EA | 87911 | 84W86 606008-05 3.0 ECM 3/4HP MODULE ONLY | |
| 1 | EA | 87912 | 84W87 606008-06 3.0 ECM 1HP MODULE ONLY | |
| 1 | EA | 87941 | 84W88 LB-101263B DEFROST CONTROL KIT | |
| 1 | EA | 60272 | 85L52 LB-29333BCT BLOWER WHEEL | |
| 1 | EA | 63286 | 85L53 LB-29333BCS WHEEL | |
| 1 | EA | 87880 | 85M50 FAN ASSEMBLY 100017-02 | |
| 1 | EA | 64970 | 85M53 100034-01 LSOM 2 MODULE | |
| 1 | EA | 84871 | 85W66 608261-01 BLOWER RELAY KIT | |
| 1 | EA | 86825 | 85W79 607436-02 IGNITION CONTROL BOARD KIT | |
| 1 | EA | 60146 | 86H46 R02592A013 BLOWER WHEEL | |
| 1 | EA | 60617 | 86M36 100087-01 HIGH PRESSURE SWITCH | |
| 1 | EA | 86826 | 86W57 605927-14 NIGHT SERVICE KIT | |
| 1 | EA | 87923 | 87H90 LIMIT CONTROL | |
| 1 | EA | 87924 | 87H91 R20001103 LIMIT CONTROL | |
| 1 | EA | 84969 | 87J71 HEAT SEQUENCER | |
| 1 | EA | 84956 | 87W77 607308-06 IGNITION CONTROL KIT | |
| 1 | EA | 86842 | 87W78 607308-07 IGNITION CONTROL KIT | |
| 1 | EA | 85127 | 88J38 65252500 DRAFT IND BLOWER | |
| 1 | EA | 86604 | 89J10 LB-29333BCG WHEEL | |
| 1 | EA | 63959 | 89M20 100052-02 208/230V 1PH ZR21KA-PFV-130 COMPRESSOR | |
| 1 | EA | 63960 | 89M21 100052-03 1PH ZR26KA-PFV-130 COMPRESSOR | |
| 1 | EA | 63961 | 89M22 100052-04 1PH ZR32KA-PFV-130 COMPRESSOR | |
| 1 | EA | 63962 | 89M23 100052-05 1PH ZR38KA-PFV-130 COMPRESSOR | |
| 1 | EA | 63963 | 89M24 100052-06 1PH ZR42KA-PFV-130 COMPRESSOR | |
| 1 | EA | 63015 | 89M70 100335-02 30/5MFD @ 370V ROUND START CAPACITOR R38514D003 | |
| 1 | EA | 63994 | 89M71 100335-03 30/5 @ 440V ROUND START CAPACITOR | |
| 1 | EA | 63016 | 89M73 100335-05 35/5 MFD @ 370V ROUND START CAPACITOR R38514D004 | |
| 1 | EA | 63996 | 89M74 100335-06 35/5 MFD @ 440V ROUND START CAPACITOR R38514D010 | |
| 1 | EA | 60813 | 89M76 100335-08 40/5 @ 370V ROUND START CAPACITOR | |
| 1 | EA | 63997 | 89M77 R100335-09 40/5MFD @ 440V ROUND START CAPACITOR | |
| 1 | EA | 60648 | 89M80 100335-12 45/5 MFD @ 440V ROUND START CAPACITOR | |
| 1 | EA | 61053 | 89M82 100335-14 45/7.5 MFD @ 440V ROUND START CAPACITOR R38514D008 | |
| 1 | EA | 60817 | 89M83 R100335-15 45/10 @ 440 CAPACITOR | |
| 1 | EA | 63040 | 89M84 60/7.5 MFD@370V CAPACITOR R38514D013 100335-16 | |
| 1 | EA | 60878 | 89M85 100335-17 60/7.5 @ 440V ROUND START CAPACITOR | |
| 1 | EA | 87870 | 89M86 103335-18 60/10 @ 370V ROUND CAPACITOR | |
| 1 | EA | 63998 | 89M87 100335-19 60/10 @ 440V ROUND START CAPACITOR | |
| 1 | EA | 87871 | 89M89 100335-21 50/10 @ 440V ROUND CAPACITOR | |
| 1 | EA | 63269 | 89M90 100335-22 70/10 @ 370 ROUND CAPACITOR | |
| 1 | EA | 63041 | 89M91 100335-24 80/7.5 @ 370V ROUND START CAPACITOR R38514D014 | |
| 1 | EA | 63999 | 89M92 100335-26 80/10 @ 370V ROUND START CAPACITOR | |
| 1 | EA | 65308 | 89M93 100335-28 55/5 @ 370V ROUND START CAPACITOR R38514D020 | |

## Armstrong Air/AirEase Parts (Continued)

| STD PKG | U/M | BERCOR NUMBER | DESCRIPTION | PC-1 EACH |
|---|---|---|---|---|
| 1 | EA | 60879 | 89M94 100335-29 60/5 @ 440V ROUND START CAPACITOR | |
| 1 | EA | 63143 | 89M95 100335-30 80/5 @ 370V ROUND START CAPACITOR | |
| 1 | EA | 60902 | 89M96 100335-31 50/5 @ 440V ROUND START CAPACITOR | |
| 1 | EA | 64037 | 89M97 100335-32 55/10 MFD @ 440 CAPACITOR | |
| 1 | EA | 86843 | 89W52 605927-16 NIGHT SERVICE KIT A96MV/A97M | |
| 1 | EA | 87160 | 90W63 101995-22 3T P R410A INTERLINK COMPRESSOR | |
| 1 | EA | 87979 | 89W74 66703100 1/3HP 240V BLOWER MOTOR | |
| 1 | EA | 87980 | 89W75 66722600 1/3HP 240V BLOWER MOTOR | |
| 1 | EA | 87981 | 89W76 66727900 1/2HP 240V BLOWER MOTOR | |
| 1 | EA | 87982 | 89W77 66737600 1/3HP 240V BLOWER MOTOR | |
| 1 | EA | 62883 | 90H83 T6-2092 FLAME SENSOR | |
| 1 | EA | 87952 | 90W68 2.5T ZR28K5-PFV-130 COMPRESSOR | |
| 1 | EA | 84993 | 90W64 101995-23 3.5T R R410A INTERLINK COMPRESSOR | |
| 1 | EA | 86836 | 90W69 2.5T P A ZR32K5-PFV-130 COMPRESSOR | |
| 1 | EA | 87955 | 90W66 1.5T P A ZR16K5-PFV-130 COPE COMPRESSOR | |
| 1 | EA | 87957 | 90W71 4T P A ZR48K5-PFV-130 COPE COMPRESSOR | |
| 1 | EA | 84964 | 91W08 2T 20K5E-PFV-830 COPE COMPRESSOR | |
| 1 | EA | 84992 | 91W09 2.5T P COPE COMPRESSOR | |
| 1 | EA | 87114 | 91W10 3T P ZPS40K5E-PFV-830 COPE COMP | |
| 1 | EA | 84853 | 91W13 100335-55 75+7.5 @ 440V ROUND CAPACITOR | |
| 1 | EA | 84955 | 91W67 2T P A ZR26K5-PFV-800 COPELAND COMPRESSOR | |
| 1 | EA | 86829 | 92L14 IND DRAFT BLOWER | |
| 1 | EA | 60858 | 91W12 4T ZPS51K5E-830 COPE COMPRESSOR R100504-04 92M49 | |
| 1 | EA | 87960 | 92W51 100483-33 1/6HP 208-230/60/1 FAN MOTOR | |
| 1 | EA | 87961 | 92W75 100483-34 1/4HP 208/230/60/1 FAN MOTOR | |
| 1 | EA | 62984 | 93M80 R100365-01 SNG STAGE GAS VALVE R47484-001 100365-01 | |
| 1 | EA | 61241 | 93M81 100483-17 SINGLE STAGE GAS VALVE | |
| 1 | EA | 86840 | 93W13 LB-94724AE BLOWER ASSEMBLY | |
| 1 | EA | 84816 | 93W18 100052-10 2.5T Y ZR32KA-TF5-130 COMPRESSOR | |
| 1 | EA | 84817 | 93W23 3.5T Y ZR42K5-TF5-130 COMPRESSOR | |
| 1 | EA | 84818 | 93W25 4T Y ZR48K5-TF5-130 COMPRESSOR | |
| 1 | EA | 84819 | 93W27 100052-10 4.5T Y ZR54K5-TF5-130 COMPRESSOR | |
| 1 | EA | 86625 | 93W76 606569-04 PRESSURE SWITCH KIT | |
| 1 | EA | 84808 | 93W78 103613-02 .35/.60 PRESSURE SWITCH | |
| 1 | EA | 84809 | 93W79 103613-03 .50/.90 PRESSURE SWITCH | |
| 1 | EA | 86838 | 93W89 103614-04 .75 PRESSURE SWITCH | |
| 1 | EA | 86841 | 94W83 103085-03 IGNITION CONTROL | |
| 1 | EA | 60639 | 95M50 100215-03 R410A BIFLOW DRIER | |
| 1 | EA | 60354 | 95M55 100438-01 1 POLE 25AMP SPST CONTACTOR | |
| 1 | EA | 60614 | 95M57 100438-03 25AMP 3 POLE CONTACTOR | |
| 1 | EA | 84821 | 95W17 605099-07 DRAIN TRAP BAG ASSEMBLY | |
| 1 | EA | 86833 | 95W96 610261-12 COLLECTOR BOX 86W22 | |
| 1 | EA | 84854 | 96M07 100530-01 175VA-460V TRANSFORMER | |
| 1 | EA | 84855 | 96M08 100531-01 175VA-600V TRANSFORMER | |
| 1 | EA | 62836 | 97J71 PRESSURE SWITCH | |
| 10 | EA | 86638 | 97M37 LB-110418A DOOR THUMB SCREWS HARDWARE KIT | |
| 1 | EA | 63971 | 97M52 ZP16K5E-PFV COMPRESSOR R100040-01 | |
| 1 | EA | 63973 | 97M53 ZP20K5E-PFV COMPRESSOR R100040-02 | |
| 1 | EA | 63975 | 97M54 ZP25K5E-PFV COMPRESSOR R100040-04 | |
| 1 | EA | 63976 | 97M55 ZP31K5E-PFV COMPRESSOR R100040-06 | |
| 1 | EA | 63977 | 97M56 ZP36K5E-PFV 3T COPE COMPRESSOR R100040-08 | |
| 1 | EA | 63978 | 97M57 ZP42K5E-PFV COMPRESSOR R100040-10 | |
| 1 | EA | 63979 | 97M58 ZP54K5E-PFV COMPRESSOR R100040-12 | |
| 1 | EA | 86645 | 97M60 100503-03 DEFROST THERMOSTAT | |
| 1 | EA | 62837 | 97M67 100060-16 FAN ASSEMBLY | |
| 1 | EA | 61106 | 97M74 100484-06 .053 RFC PISTON KIT | |
| 1 | EA | 87965 | 97M75 100484-08 .057 RFC PISTON KIT | |
| 1 | EA | 87966 | 97M76 100484-13 .063 RFC PISTON KIT | |
| 1 | EA | 61103 | 97M77 100484-23 .074 R39332B074 RFC PISTON KIT | |
| 1 | EA | 61109 | 97M78 100484-24 .076 R39332B076 RFC PISTON KIT | |
| 1 | EA | 64880 | 97M79 100484-30 .082 RFC PISTON KIT | |
| 1 | EA | 60948 | 97M84 R100481-05 R410A W/CK TXV VALVE | |
| 1 | EA | 63981 | 97M85 OUTDOOR EXPANSION VALVE R100481-07 | |
| 1 | EA | 60382 | 97M91 100121-05 1PH ZR45K3-PFV-135 COMPRESSOR | |
| 1 | EA | 63969 | 97M92 100121-07 1PH ZR48K3-PFV-135 COMPRESSOR | |
| 1 | EA | 67563 | 97M94 100121-10 208/230V 1PH R42811-018 ZR34K3-PFV-130 COMPRESSOR | |
| 1 | EA | 65315 | 97M95 100121-06 1PH ZR40K3-PFV-130 COMPRESSOR R41579-020 | |
| 1 | EA | 60275 | 98G23 MOTOR MOUNT | |
| 1 | EA | 69211 | 98G47 1711 CO ROLLOUT SWITCH R43975-001 | |

## Armstrong Air/AirEase Parts (Continued)

| STD PKG | U/M | BERCOR NUMBER | DESCRIPTION | PC-1 EACH |
|---|---|---|---|---|
| 1 | EA | 60276 | 98G89 1/25HP 1PH 208/230V INDUCED DRAFT BLOWER MOTOR | |
| 1 | EA | 64867 | 98M12 100484-12 .062 RFC PISTON KIT | |
| 1 | EA | 61097 | 98M13 100484-19 .070 R39332B070 RFC PISTON KIT | |
| 1 | EA | 87872 | 98M14 100484-36 .089 RFC PISTON KIT | |
| 1 | EA | 64890 | 98M15 100484-45 .099 RFC PISTON KIT | |
| 1 | EA | 63988 | 98M18 R100060-07 18IN 3 BLADE 17 PITCH FAN | |
| 1 | EA | 63991 | 98M19 R100060-08 18IN 4 BLADE 27 PITCH FAN | |
| 1 | EA | 60633 | 98M20 100060-09 FAN ASSEMBLY | |
| 1 | EA | 63992 | 98M21 R100060-10 22IN 4 BLADE 32 PITCH FAN | |
| 1 | EA | 87881 | 98M39 1/3HP VARIABLE FAN MOTOR 100016-02 | |
| 1 | EA | 64062 | 98M43 100145-05 REVERSING VALVE | |
| 1 | EA | 63965 | 98M63 100121-01 208-230V 1PH ZR22K3-PFV-130 COMPRESSOR | |
| 1 | EA | 63966 | 98M64 100121-02 208/230V 1PH ZR28K3-PFV-130 COMPRESSOR | |
| 1 | EA | 63967 | 98M65 100121-03 1PH ZR32K3-PFV-130 COMPRESSOR | |
| 1 | EA | 63968 | 98M66 100121-04 208/230V 1PH ZR36K3-PFV-130 COMPRESSOR | |
| 1 | EA | 60143 | 98M74 R02592A004 BLOWER WHEEL | |
| 1 | EA | 68662 | 98M75 R07407B000 MOTOR MOUNTING BAND | |
| 1 | EA | 61036 | 98M86 INT08L-4150 RED LIMIT SWITCH R37520B015 | |
| 1 | EA | 67776 | 98M87 R44745-001 SENSOR FLAME | |
| 1 | EA | 86851 | 98W36 605996-55 HEAT EXCHANGER | |
| 1 | EA | 86852 | 98W37 605996-56 HEAT EXCHANGER ASSY | |
| 1 | EA | 86853 | 98W38 605996-57 HEAT EXCHANGER ASSY | |
| 1 | EA | 86854 | 98W39 605996-58 HEAT EXCHANGER ASSY | |
| 1 | EA | 86855 | 98W40 605996-59 HEAT EXCHANGER ASSY | |
| 1 | EA | 86856 | 98W41 605996-60 HEAT EXCHANGER ASSY | |
| 1 | EA | 86857 | 98W42 605996-61 HEAT EXCHANGER ASSY | |
| 1 | EA | 86858 | 98W43 605996-62 HEAT EXCHANGER ASSY | |
| 1 | EA | 86859 | 98W44 605996-63 HEAT EXCHANGER ASSY | |
| 1 | EA | 61378 | 99K21 65258600 FAN ASSEMBLY | |
| 1 | EA | 66296 | 99K22 65258700 FAN BLADE | |
| 1 | EA | 63287 | 99K31 OVERLOAD PROTECTOR | |
| 1 | EA | 63289 | 99K33 OVERLOAD PROTECTOR | |
| 1 | EA | 60525 | 99M81 100335-23 70/5 @ 370V ROUND START CAPACITOR R38514D021 | |
| 1 | EA | 61061 | 99M85 R40424-004 FLUE GASKET | |
| 1 | EA | 60905 | 99M89 R100040-05 2.5T ZP29K5E-PFV-830 COPE COMPRESSOR | |
| 1 | EA | 60918 | 99M90 R100040-11 4T COPE COMPRESSOR | |
| 1 | EA | 84856 | 99W41 610414-01 150KB ALUM HEAT EXCHANGER | |
| 1 | EA | 84857 | 99W42 610414-02 108KB ALUM HEAT EXCHANGER | |
| 1 | EA | 84858 | 99W43 610414-03 65KB ALUM HEAT EXCHANGER | |
| 1 | EA | 84859 | 99W79 100060-33 3 BLADE 34P CCW FAN ASSEMBLY | |
| 1 | EA | 84860 | 99W80 120/240VAC MANUAL RESET SPST HIGH PRESSURE SWTCH | |
| 1 | EA | 84861 | 99W91 608481-01 MOTOR MOUNTING PLATE | |
| 1 | EA | 84862 | 99W92 103764-01 208/240 TRANSFORMER | |
| 1 | EA | 84863 | 99W93 103764-02 480V TRANSFORMER | |
| 1 | EA | 84864 | 99W94 103764-03 600V TRANSFORMER | |
| 1 | EA | 69874 | ADAPT420-2 HWC CHASIS ADAPTER KIT | |
| 1 | EA | 66253 | ATXV477 EXPANSION VALVE KIT | |
| 1 | EA | 66254 | ATXV478 EXPANSION VALVE KIT | |
| 1 | EA | 66255 | ATXV479 EXPANSION VALVE KIT | |
| 12 | EA | 70662 | L4064B2210/U 11 1/2" FAN & LIMIT | |
| 1 | EA | 87100 | R00419B164 ARMSTRONG TEXTURED SLATE GRAY PAINT AEROSOL | |
| 1 | EA | 87101 | R00419B165 ARMSTRONG TEXTURED PLATINUM GRAY PAINT AEROSOL | |
| 1 | EA | 87102 | R00419B169 ARMSTRONG TOUCH-UP SLATE GRAY PAINT PEN | |
| 1 | EA | 87103 | R00419B170 .5OZ ARMSTRONG SLATE GRAY BRUSH-IN-CAP | |
| 1 | EA | 87104 | R00419B171 ARMSTRONG TOUCH-UP PLATINUM GRAY PAINT PEN | |
| 1 | EA | 87105 | R00419B172 .5OZ ARMSTRONG PLATINUM GRAY BRUSH-IN-CAP | |
| 1 | EA | 69167 | R01081A020 55IN BLOWER BELT | |
| 1 | EA | 61075 | R01142A019 STAT-T841A1597 HEAT PUMP INDOOR STAT | |
| 1 | EA | 61457 | R01150A008 LIMIT CONTROL | |
| 1 | EA | 60219 | R01851A018 WHITE LIMIT SWITCH | |
| 1 | EA | 60826 | R02592A002 BLOWER WHEEL | |
| 1 | EA | 68661 | R02592A033 BLOWER WHEEL | |
| 1 | EA | 60662 | R02704B002 AIR SHUTTER SLIDE | |
| 1 | EA | 62232 | R02708C024 BURNER ASSEMBLY | |
| 1 | EA | 61694 | R02708C026 COMPLETE BURNER ASSEMBLY | |
| 1 | EA | 60650 | R02736A002 54 LP ORIFICE | |
| 1 | EA | 60895 | R02736A007 #37 NATURAL ORIFICE | |
| 1 | EA | 69168 | R02974A002 FILTER DRIER | |
| 1 | EA | 84953 | R03471B000 5 BLADE FAN BLADE | |

## Armstrong Air/AirEase Parts (Continued)

| STD PKG | U/M | BERCOR NUMBER | DESCRIPTION | PC-1 EACH |
|---|---|---|---|---|
| 1 | EA | 61385 | R03585D008 HEAT EXCHANGER | |
| 1 | EA | 61386 | R03585D009 HEAT EXCHANGER | |
| 1 | EA | 60865 | R04123B001 CONTACTOR | |
| 1 | EA | 60139 | R05701B004 SPARK IGNITION PILOT | |
| 1 | EA | 60150 | R05834B003 1/4HP 1PH BLOWER MOTOR | |
| 1 | EA | 60652 | R06311B001 SPARK IGNITION PILOT | |
| 1 | EA | 84890 | R06131B046 16.5 X 25 X .50 WASHABLE FILTER | |
| 1 | EA | 60700 | R06428D099 A337 PILOT IGNITION KIT | |
| 1 | EA | 61482 | R06428D191 A388-1 IGN CONTROL KIT | |
| 1 | EA | 67517 | R06428D255 A531-1-KIT | |
| 1 | EA | 67518 | R06428D326 557-1-KIT | |
| 1 | EA | 67520 | R06428D329 A531-2-KIT | |
| 1 | EA | 67521 | R06428D334 A530-3-KIT | |
| 1 | EA | 69066 | R06428D379 1/2HP VARIABLE SPEED AMOTR579 MOTOR KIT | |
| 1 | EA | 69067 | R06428D380 1/2HP VARIABLE SPEED AMORT580 MOTOR KIT | |
| 1 | EA | 69068 | R06428D381 3/4HP VARIABLE SPEED AMOTR581 MOTOR KIT | |
| 1 | EA | 69073 | R06428D382 1HP VARIABLE SPEED AMOTR582 MOTOR KIT | |
| 1 | EA | 60303 | R06428D406 AIGN604-1 KIT | |
| 1 | EA | 61541 | R06428D426 ACOMB605-1 FORCED DRAFT BLOWER | |
| 1 | EA | 65998 | R06428D434 AGASVLV606-1 GAS VALVE | |
| 1 | EA | 60022 | R06428D435 AGASVALV607-1 GAS VALVE | |
| 1 | EA | 60823 | R06428D440 1 STAGE ANK01-1 SERVICE KIT | |
| 1 | EA | 60824 | R06428D441 2 STAGE ANK02 SERVICE KIT | |
| 1 | EA | 60822 | R06428D442 ANK05-1 SAFETY SERVICE KIT | |
| 1 | EA | 66737 | R06428D455 COMBUSTION BLOWER WITH PRESSURE SWITCH INDUCER BLOWER | |
| 1 | EA | 64423 | R06428D456 COMBUSTION AIR KIT W/PRESSURE SWITCH | |
| 1 | EA | 66904 | R06428D457 COMBUSTION BLOWER WITH PRESSURE SWITCH INDUCER BLOWER | |
| 1 | EA | 63270 | R06429D295 AMOTR498-1 REPLACEMENT MOTOR 46022-004 | |
| 1 | EA | 60872 | R06430B002 SEQUENCER | |
| 1 | EA | 60676 | R06612B001 CIRCUIT BREAKER | |
| 1 | EA | 60712 | R07197C004 5.0 KW HEAT ELEMENT | |
| 1 | EA | 60154 | R07276C003 BLOWER MOTOR | |
| 1 | EA | 68663 | R07408B001 MOTOR MOUNTING ARM | |
| 1 | EA | 62243 | R07535C006 1189 CONTACTOR | |
| 1 | EA | 60544 | R07535C007 CONTACTOR | |
| 1 | EA | 60866 | R08058B001 PILOT BURNER | |
| 1 | EA | 60397 | R100213-01 MOLDED HARNESS COMPRESSOR PLUG | |
| 1 | EA | 60986 | R100306-02 .30 WHITE PRESSURE SWITCH | |
| 1 | EA | 85140 | R100432-10 7/8 45 DEGREE SERVICE VALVE | |
| 1 | EA | 85138 | R100432-11 3/8 45 DEGREES SERVICE VALVE | |
| 1 | EA | 85137 | R1004329-09 3/4 45 DEGREE SERVICE VALVE | |
| 1 | EA | 60418 | R100675-01 INDUCED DRAFT BLOWER | |
| 1 | EA | 60419 | R100676-01 INDUCED DRAFT BLOWER | |
| 1 | EA | 87930 | R100684-04 GREEN PRESSURE SWITCH | |
| 1 | EA | 87947 | R101432-12 .45 BLUE PRESSURE SWITCH | |
| 1 | EA | 87945 | R101432-13 .60 BROWN PRESSURE SWITCH | |
| 1 | EA | 87943 | R101432-14 .70 GREEN PRESSURE SWITCH | |
| 1 | EA | 87946 | R101432-15 .85 GREY PRESSURE SWITCH | |
| 1 | EA | 84996 | R101523-01 IND DRAFT BLOWER | |
| 1 | EA | 87175 | R101907-10 2T P H82J263ABCA BRISTOL COMPRESSOR | |
| 1 | EA | 85143 | R101907-15 H84B263 RECIPROCATING COMPRESSOR | |
| 1 | EA | 87948 | R102463-01 .10 ORANGE PRESSURE SWITCH | |
| 1 | EA | 87972 | R102613-01 .80/.45 2 STAGE RED PRESSURE SWITCH | |
| 1 | EA | 87950 | R102613-02 1.00/.45 2 STAGE BLUE PRESSURE SWITCH | |
| 1 | EA | 86636 | R102614-01 87H93 .40IN WC PRESSURE SWITCH | |
| 1 | EA | 87974 | R102699-01 .60 GRAY PRESSURE SWITCH | |
| 1 | EA | 87944 | R102699-02 .70 ORANGE PRESSURE SWITCH | |
| 1 | EA | 86622 | R103069-01 VARIABLE SPEED IGNITION CONTROL | |
| 1 | EA | 66078 | R104054-01 1/6 HP 1PH 60HZ BLOWER MOTOR R47469-001 | |
| 1 | EA | 85141 | R104216-02 50N382X ROTARY MP COMPRESSOR | |
| 1 | EA | 85142 | R104216-03 50N492Z ROTARY MP COMPRESSOR | |
| 1 | EA | 85241 | R104389-01 AH CONTROLLER BOARD | |
| 1 | EA | 63168 | R110000244 #2&3 SEQUENCER | |
| 1 | EA | 63068 | R20390172 CR38K6-PFV-230/130 COMPRESSOR R39594C005 | |
| 1 | EA | 65925 | R21805U MOTOR | |
| 1 | EA | 62077 | R2184405U OIL PUMP | |
| 1 | EA | 62240 | R28947A002 PILOT BURNER ORIFICE | |
| 1 | EA | 62231 | R28947A003 ORIFIC PILOT BURNER | |
| 1 | EA | 62233 | R28947A006 ORIFIC PILOT | |

## Armstrong Air/AirEase Parts (Continued)

| STD PKG | U/M | BERCOR NUMBER | DESCRIPTION | PC-1 EACH |
|---|---|---|---|---|
| 1 | EA | 67799 | R28947A008 NATURAL PILOT ORIFICE | |
| 1 | EA | 67800 | R28947A012 LP PILOT ORIFICE | |
| 1 | EA | 60885 | R30327B000 1/3 HP MOTOR | |
| 1 | EA | 60786 | R30511A001 ORIFICE - PILOT | |
| 1 | EA | 60779 | R30927B000 1/3HP 1PH MOTOR - PSC | |
| 1 | EA | 60943 | R31488B000 IMPEDANCE RELAY | |
| 1 | EA | 60152 | R32189B000 MOTOR | |
| 1 | EA | 60128 | R33191A001 TIME DELAY RELAY | |
| 1 | EA | 60838 | R33394B000 IGNITION BAFFLE | |
| 1 | EA | 60802 | R33766A002 PRESSURE SWITCH | |
| 1 | EA | 60804 | R33802A001 RELAY | |
| 1 | EA | 67581 | R33F1801 TEC 4T COMPRESSOR | |
| 1 | EA | 60854 | R34016B001 REVERSING VALVE | |
| 1 | EA | 61447 | R34822B012 #43 ORIFICE | |
| 1 | EA | 60868 | R34833B001 BLOWER WHEEL | |
| 1 | EA | 60216 | R35035B001 1/5HP 1PH MOTOR | |
| 1 | EA | 60756 | R35109B001 1-1/4T 1PH AB5515C-230-1 COMPRESSOR | |
| 1 | EA | 60760 | R35113B003 3-1/2T 3PH COMPRESSOR | |
| 1 | EA | 69057 | R35125C010 AW500FT-089-A4 COMPRESSOR | |
| 1 | EA | 60863 | R35315B003 20" FAN BLADE | |
| 1 | EA | 60881 | R35777C001 OUTDOOR COIL | |
| 1 | EA | 60888 | R35890B002 PILOT-ELECTRODE ASSEMBLY | |
| 1 | EA | 61188 | R36447B001 NATURAL PILOT ASSEMBLY | |
| 1 | EA | 60186 | R36447B004 LP PILOT ASSY | |
| 1 | EA | 60980 | R36447B006 PILOT ASSY | |
| 1 | EA | 60672 | R36610B001 TRANSFORMER | |
| 1 | EA | 60189 | R36753A001 1.10WC PRESS SWITCH | |
| 1 | EA | 60877 | R36771B001 NATURAL PILOT BURNER | |
| 1 | EA | 60368 | R37214D001 SS HEAT EXCH | |
| 1 | EA | 60370 | R37214D003 SS HEAT EXCH | |
| 1 | EA | 60351 | R37400D025 TL100-1 SERVICE KIT | |
| 1 | EA | 60511 | R37400D080 TL104-2 INDUCER BLOWER KIT | |
| 1 | EA | 60636 | R37400D082 TL107-1 BURNER ASSY PILOT KIT | |
| 1 | EA | 60188 | R37400D085 TL108-1 IGN CONTROL | |
| 1 | EA | 66306 | R37400D086 TL103-2 IGNITION CONTROL KIT | |
| 1 | EA | 60962 | R37520B001 WHITE SPILL SWITCH | |
| 1 | EA | 60963 | R37520B002 YELLOW SPILL SWITCH | |
| 1 | EA | 60608 | R37520B004 RED ROLLOUT SWITCH | |
| 1 | EA | 67529 | R37520B009 BLACK FLAME ROLLOUT SWITCH | |
| 1 | EA | 63614 | R37520B012 BLUE ROLLOUT SWITCH | |
| 1 | EA | 61063 | R37520B016 275 ORANGE ROLLOUT SWITCH | |
| 1 | EA | 60344 | R37648B001 2.38 ROUND SCREEN | |
| 1 | EA | 61705 | R37670D003 HEAT EXCHANGER | |
| 1 | EA | 61446 | R37670D007 HEAT EXCHANGER | |
| 1 | EA | 61448 | R37670D008 HEAT EXCHANGER | |
| 1 | EA | 62178 | R37883B001 SEQUENCER T.O.D. | |
| 1 | EA | 62241 | R37895C001 BURNER W/CROSSOVER | |
| 1 | EA | 60987 | R37895C002 BURNER W/PILOT BRACKET | |
| 1 | EA | 61051 | R37933B002 GAS VALVE | |
| 1 | EA | 62236 | R37977B003 134 TYPE RELAY | |
| 1 | EA | 60988 | R37993C001 BLOWER GASKET | |
| 1 | EA | 62185 | R38071D182 RA103-2 HOT SURFACE SPARK CONVERSION KIT | |
| 1 | EA | 65884 | R38071D220 RA161-2 IGNITION CONTROL KIT | |
| 1 | EA | 63461 | R38094B005 PRESSURE SWITCH | |
| 1 | EA | 67810 | R3811U BROWN GASKET | |
| 1 | EA | 62838 | R3811U GASKET | |
| 1 | EA | 61311 | R38147C006 OIL BURNER | |
| 1 | EA | 62180 | R38266D001 INDUCED DRAFT BLOWER | |
| 1 | EA | 62184 | R38320B001 GAS VALVE | |
| 1 | EA | 60846 | R38328B002 LIMIT SWITCH | |
| 1 | EA | 61024 | R38492B001 FLAME SENSOR | |
| 1 | EA | 60847 | R38578B001 TRANSFORMER | |
| 1 | EA | 60849 | R38659A001 THERMAL OVERLOAD KIT | |
| 1 | EA | 61463 | R38659A002 THERM COMPRESSOR SWITCH | |
| 1 | EA | 61027 | R38691B001 IGNITION CONTROL | |
| 1 | EA | 60487 | R38863C005 CR22K6-PFV-170 COMPRESSOR | |
| 1 | EA | 67423 | R38867B005 AVB5558EXN COMPRESSOR AV-190ET-047-A4 | |
| 1 | EA | 67424 | R38867B006 AV190RT-045-A4 COMPRESSOR | |
| 1 | EA | 69886 | R38867B015 AV161ET-041-A4 COMPRESSOR | |

## Armstrong Air/AirEase Parts (Continued)

| STD PKG | U/M | BERCOR NUMBER | DESCRIPTION | PC-1 EACH |
|---|---|---|---|---|
| 1 | EA | 64339 | R38999D018 STAINLESS STEEL HEAT EXCHANGER ASSEMBLY | |
| 1 | EA | 64898 | R38999D019 STAINLESS STEEL HEAT EXCHANGER | |
| 1 | EA | 62197 | R38999D020 STAINLESS STEEL HEAT EXCHANGER ASSEMBLY | |
| 1 | EA | 61462 | R39008C002 RK233ET-009A4 COMPRESSOR | |
| 1 | EA | 63475 | R39029B002 CENTER BLOWER CONTROL | |
| 1 | EA | 61475 | R39085B001 18" 3 BLADE FAN | |
| 1 | EA | 61479 | R39228B001 24IN FAN BLADE | |
| 1 | EA | 63478 | R39342B001 FLAME SENSOR | |
| 1 | EA | 61560 | R39358B001 PLASTIC TEE | |
| 1 | EA | 63481 | R39514B001 41K35 GAS VALVE | |
| 1 | EA | 67439 | R39595C004 COMPRESSOR | |
| 1 | EA | 63486 | R39598B001 INDUCED DRAFT BLOWER | |
| 1 | EA | 67383 | R39805B003 MANIFOLD | |
| 1 | EA | 67444 | R39844B001 1/5HP MOTOR | |
| 1 | EA | 61067 | R40086B008 .84 BROWN ORIFICE | |
| 1 | EA | 61071 | R40086B009 .88 WHITE ORIFICE | |
| 1 | EA | 61074 | R40086B011 .57 PINK ORIFICE | |
| 1 | EA | 67453 | R40154B002 3IN LONG ORANGE LIMIT SWITCH | |
| 1 | EA | 67454 | R40154B003 YELLOW LIMIT SWITCH | |
| 1 | EA | 67455 | R40154B004 GREEN LIMIT SWITCH | |
| 1 | EA | 63615 | R40154B010 VIOLET/WHITE LIMIT SWITCH | |
| 1 | EA | 61060 | R40154B011 240F 210F ORANGE WHITE LIMIT CONTROL | |
| 1 | EA | 61695 | R40154B023 BLUE GREEN LIMIT CONTROL | |
| 1 | EA | 63616 | R40154B024 RED/GREEN LIMIT CONTROL | |
| 1 | EA | 63617 | R40154B025 PINK/GREEN LIMIT CONTROL | |
| 1 | EA | 67503 | R40344-068 51638 LONG ELECTRODE KIT | |
| 1 | EA | 67504 | R40344-069 51639 SHORT ELECTRODE KIT | |
| 1 | EA | 67506 | R40344-077 1/7 HP 3450RPM 21444 MOTOR | |
| 1 | EA | 67507 | R40344-078 580462 AIR TUBE COMBO | |
| 1 | EA | 67510 | R40344-082 51484U OIL BURNER ELECTRODE | |
| 1 | EA | 67508 | R40344-086 IGNITION TRANSFORMER | |
| 1 | EA | 67511 | R40344-091 T-500 NOZZLE GAUGE | |
| 1 | EA | 60298 | R40403-003 BLOWER CONTROL | |
| 1 | EA | 67544 | R40406-007 PILOT ASSEMBLY | |
| 1 | EA | 61076 | R40638-001 1PH 1/3HP MOTOR | |
| 1 | EA | 67546 | R40639-001 1/3HP 1PH MOTOR | |
| 1 | EA | 67499 | R40663-002 SENSOR & ELECTRODE | |
| 1 | EA | 63514 | R40787-001 ASTAT444 OUTDOOR STAT KIT | |
| 1 | EA | 61384 | R41093-001 TRAP ASSY | |
| 1 | EA | 66092 | R41144-002 INDUCED DRAFT BLOWER | |
| 1 | EA | 61381 | R41339-001 ORIFICE SERVICE KIT | |
| 1 | EA | 61397 | R41347-002 RA47G3TA-A COMPRESSOR | |
| 1 | EA | 61403 | R41347-008 RA33G3TA-A COMPRESSOR | |
| 1 | EA | 61404 | R41353-001 24IN FAN BLADE | |
| 1 | EA | 61405 | R41354-001 18IN FAN BLADE | |
| 1 | EA | 61406 | R41355-001 18IN FAN BLADE | |
| 1 | EA | 61270 | R41476-004 LIQUID SERVICE VALVE | |
| 1 | EA | 61271 | R41476-005 SUCTION SERVICE VALVE | |
| 1 | EA | 61272 | R41476-006 SUCTION SERVICE VALVE | |
| 1 | EA | 85128 | R41706-002 9.6 HEATER | |
| 1 | EA | 87107 | R41706-003 14.4 HEATER | |
| 1 | EA | 61495 | R41755-001 H29B28UABCB COMPRESSOR | |
| 1 | EA | 61483 | R41976-001 1/3HP HEAT PUMP EMF MOTOR | |
| 1 | EA | 67811 | R42381-001 HEADER BOX GASKET | |
| 1 | EA | 61492 | R42489-001 ASSY WIRE | |
| 1 | EA | 61493 | R42495-001 PILOT BURNER | |
| 1 | EA | 60291 | R42521-001 1/5HP 1PH 3 BOLT MOTOR | |
| 1 | EA | 60292 | R42537-001 FAN BLADE | |
| 1 | EA | 67501 | R42640-001 IGNITOR SENSOR | |
| 1 | EA | 63072 | R42686-001 FAN BLADE | |
| 1 | EA | 63073 | R42784-001 1/3HP 1PH MOTOR | |
| 1 | EA | 67448 | R42936-001 HIGH TEMPERATURE SWITCH | |
| 1 | EA | 61696 | R43127-001 FLAME SENSOR | |
| 1 | EA | 60543 | R43203-002 HOT SURFACE IGNITOR | |
| 1 | EA | 61438 | R43207-001 IGNITION CONTROL | |
| 1 | EA | 61441 | R43552-001 51732 OIL BURNER KIT | |
| 1 | EA | 60815 | R43602-001 INTERLOCK SWITCH | |
| 1 | EA | 69190 | R43808-001 LOW AMBIENT SWITCH | |
| 1 | EA | 69193 | R43812-001 180F C.O. ROLLOUT SWITCH | |

## Armstrong Air/AirEase Parts (Continued)

| STD PKG | U/M | BERCOR NUMBER | DESCRIPTION | PC-1 EACH |
|---|---|---|---|---|
| 1 | EA | 69206 | R43847-001 K13 COMBUSTION BLOWER RELAY | |
| 1 | EA | 67825 | R44351-019 9X6 (99062201) BLOWER WHEEL | |
| 1 | EA | 67824 | R44351-028 1/2HP 240V 3SPD MOTOR(65005500) | |
| 1 | EA | 67788 | R44704-002 INDUCED DRAFT BLOWER | |
| 1 | EA | 66995 | R44738-001 1/3 HP MOTOR | |
| 1 | EA | 67777 | R44957-001 IGN BLOWER CTL (50A51-211) | |
| 1 | EA | 69882 | R44987-001 GAS VALVE | |
| 1 | EA | 69883 | R44992-001 ELECTRODE | |
| 1 | EA | 69884 | R44993-001 ELECTRODE WIRE | |
| 1 | EA | 60504 | R45032-001 LOW PRESSURE SWITCH | |
| 1 | EA | 87108 | R45407-001 1 WIRE LINE HARNESS | |
| 1 | EA | 62763 | R45457-001 SENSOR IGNITOR | |
| 1 | EA | 66271 | R45557-003 BLOWER HOUSING ASSY | |
| 1 | EA | 60394 | R45582-001 FAN BLADE | |
| 1 | EA | 64805 | R45606-101 PROGRAMMABLE G.E. MOTOR CONTROL | |
| 1 | EA | 61456 | R45607-001 1/2 HP VARIABLE MOTOR | |
| 1 | EA | 64807 | R45608-101 PROGRAMMABLE G.E. MOTOR CONTROL | |
| 1 | EA | 60008 | R45688-001 ELECTRODE | |
| 1 | EA | 61200 | R45689-001 FLAME ROD | |
| 1 | EA | 66068 | R45694-006 .40 PINK PRESSURE SWITCH | |
| 1 | EA | 61539 | R45694-007 .35 BLUE PRESSURE SWITCH | |
| 1 | EA | 60339 | R45694-008 .45 BROWN PRESSURE SWITCH | |
| 1 | EA | 61046 | R45694-009 .80 GRAY PRESSURE SWITCH | |
| 1 | EA | 66128 | R45694-011 .55 WHITE/RED PRESSURE SWITCH | |
| 1 | EA | 61073 | R45695-008 .40 PRESSURE SWITCH | |
| 1 | EA | 61037 | R45695-009 .20 LT BLUE PRESSURE SWITCH | |
| 1 | EA | 62249 | R45697-001 WHITE/RED PRESSURE SWITCH | |
| 1 | EA | 86631 | R46087-001 INDUCED DRAFT BLOWER | |
| 1 | EA | 60899 | R46105-011 ORANGE/WHITE LIMIT CONTROL | |
| 1 | EA | 60698 | R46105-013 GREEN/WHITE LIMIT CONTROL | |
| 1 | EA | 65825 | R46132-001 1/3 HP VARIABLE SPEED MOTOR | |
| 1 | EA | 65826 | R46132-002 1/2 HP VARIABLE SPEED MOTOR | |
| 1 | EA | 64809 | R46132-101 PROGRAMMABLE G.E. MOTOR CONTROL | |
| 1 | EA | 64826 | R46132-105 PROGRAMMABLE G.E. MOTOR CONTROL | |
| 1 | EA | 63311 | R46239-001 FAN BLADE | |
| 1 | EA | 84995 | R46895-001 FLAME SENSOR ROD | |
| 1 | EA | 86827 | R46896-001 VR8105M8228 GAS VALVE | |
| 1 | EA | 65995 | R46592-001 110V TO 24V TRANSFORMER | |
| 1 | EA | 86632 | R46930-001 COMBUSTION BLOWER | |
| 1 | EA | 60321 | R47267-004 TXV-TUBE LIQUID DRIER ASSEMBLY | |
| 1 | EA | 65904 | R47346-001 1/5HP 4 BOLT MOTOR | |
| 1 | EA | 65905 | R47363-001 1/4HP MOTOR | |
| 1 | EA | 85144 | R47429-002 1/4HP 208/230V MP MOTOR | |
| 1 | EA | 61361 | R47470-001 1/4HP EMERSON MOTOR | |
| 1 | EA | 63175 | R47471-002 1/3HP 208/230V MOTOR (39046B001) | |
| 1 | EA | 63042 | R47472-001 1/3HP MOTOR | |
| 1 | EA | 61930 | R47473-001 1/2 HP EMERSON MOTOR | |
| 1 | EA | 67591 | R47474-001 1/2HP MOTOR RS41227-001 | |
| 1 | EA | 87873 | R47538-001 FAN BLADE | |
| 1 | EA | 63054 | R47543-001 1/2HP MOTOR | |
| 1 | EA | 67402 | R47546-001 .90HP BLOWER MOTOR | |
| 1 | EA | 61363 | R47552-001 3/4HP EMERSON MOTOR | |
| 1 | EA | 68672 | R47556-001 1/4HP 460V R42908-001 CONDENSER MOTOR | |
| 1 | EA | 65828 | R47583-001 TWO STAGE IGNITION CONTROL | |
| 1 | EA | 60438 | R47804-001 6.5 T REVERSING VALVE | |
| 1 | EA | 67805 | R5780U ELECTRODE KIT R40344-094 | |
| 1 | EA | 86633 | R604221-01 ASSY SWITCH & BRACKET INTERLOCK SWITCH | |
| 1 | EA | 61637 | R65040100 1/3HP MOTOR | |
| 1 | EA | 67822 | R65047700 1/3HP 240V 3SPD MOTOR | |
| 1 | EA | 67804 | R7006QU R40344-093 CAD CELL | |
| 1 | EA | 87928 | R7505AU PRIMARY CONTROL | |
| 1 | EA | 62076 | R7505BU 7505B1500U PRIMARY CONTROL | |
| 1 | EA | 87939 | R76700431 HORIZONTAL DRAIN PAN | |
| 1 | EA | 85136 | R76700452 TIME DELAY RELAY ONLY | |
| 1 | EA | 61375 | R76700495 1/2HP 240V ECM MOTOR | |
| 1 | EA | 61639 | R76700496 3/4 HP 240 V ECM MOTOR R76735900 | |
| 1 | EA | 87936 | R76700502 21IN VERTICAL DRAIN PAN | |
| 1 | EA | 63152 | R76700542 1/4HP 240V MOTOR | |
| 1 | EA | 65456 | R76700668 1/2HP 240V 3SPD 1075RPM BLOWER MOTOR | |

## Armstrong Air/AirEase Parts (Continued)

| STD PKG | U/M | BERCOR NUMBER | DESCRIPTION | PC-1 EACH |
|---|---|---|---|---|
| 1 | EA | 84870 | R76700674 90 DEGREE ELBOW LIQUID LINE CONNECTION | |
| 1 | EA | 61310 | R76700769 1/3HP 240V 655019-50 ECM MOTOR | |
| 1 | EA | 87978 | R76700993 66709100 1/5 HP 240V BLOWER MOTOR 89W73 | |
| 1 | EA | 87115 | R76706200 NUT | |
| 1 | EA | 60340 | R76726700 SEQUENCER | |
| 1 | EA | 62884 | R76728000 9X6 BLOWER WHEEL | |
| 1 | EA | 67820 | R76729900 DOOR SWITCH | |
| 1 | EA | 67829 | R76733900 FAN BLOWER RELAY | |
| 1 | EA | 67819 | R76734700 TRANSFORMER | |
| 1 | EA | 87937 | R76752100 24-1/2IN DRAIN PAN | |
| 1 | EA | 87938 | R76769400 HORIZONTAL DRAIN PAN | |
| 1 | EA | 87931 | R76793400 13IN VERTICAL DRAIN PAN | |
| 1 | EA | 87932 | R76793500 14-1/2IN DRAIN PAN | |
| 1 | EA | 87933 | R76793600 15-1/2IN DRAIN PAN | |
| 1 | EA | 87934 | R76793700 17-1/2IN VERTICAL DRAIN PAN | |
| 1 | EA | 87935 | R76793800 21IN VERTICAL DRAIN PAN | |
| 1 | EA | 84965 | R76794300 INLET LIQUID STUB LINE | |
| 1 | EA | 67519 | RA530 A530-2-KIT | |
| 10 | EA | 60794 | RS08245B002 HEAT SENSOR | |
| 10 | EA | 61190 | RS36453B001 SENSOR | |
| 1 | EA | 69885 | RS39232D001 4MFD @370 VAC CAPACITOR | |
| 1 | EA | 69175 | RS39232D004 7.5MFD 370 VAC CAPACITOR | |
| 12 | EA | 73505 | V800A1476/U GAS VALVE | |
| 1 | EA | 85131 | X2658 OUTDOOR SENSOR | |
| 1 | EA | 63319 | X8609 UNIVERSAL FAN TIMER BOARD | |

# Allied Commercial/Lennox Parts

## Allied Commercial/Lennox Parts

| STD PKG | U/M | BERCOR NUMBER | DESCRIPTION | PC-1 EACH |
|---|---|---|---|---|
| 1 | EA | 86934 | 10G43 607308-11 IGNITION CONTROL KIT | |
| 1 | EA | 86932 | 10M07 MODULE KIT | |
| 1 | EA | 86931 | 10M08 611407-02 MODULE KIT | |
| 1 | EA | 86680 | 10M74 LIMIT CONTROL | |
| 1 | EA | 86681 | 10W37 100335-33 80/7.5 @ 440V ROUND START CAPACITOR | |
| 1 | EA | 86942 | 11K98 LB-79541C INDUCED DRAFT BLOWER W/PRESSURE SWITCH | |
| 1 | EA | 86682 | 11K99 LB-79541D KIT | |
| 1 | EA | 86950 | 12J20 104110-3 4-6T R410 TXV VALVE | |
| 1 | EA | 86949 | 12X08 614148-01 IGNITION CONTROL KIT | |
| 1 | EA | 86211 | 13W13 099018600 RELAY | |
| 1 | EA | 86212 | 14B05 RELAY | |
| 1 | EA | 86685 | 14F34 LB-45935D GASKET | |
| 1 | EA | 86686 | 14L67 LB-65734H COMB BLOWER ASSY | |
| 1 | EA | 85100 | 17K72 CIRCUIT BREAKER | |
| 1 | EA | 85101 | 17L41 LB-89289D MOTOR MOUNT | |
| 1 | EA | 86687 | 18G89 FLAME SENSOR | |
| 1 | EA | 86688 | 18G90 PILOT BURNER | |
| 1 | EA | 86214 | 18H61 1/3 HP 1PH 208/230V MOTOR | |
| 1 | EA | 86689 | 18J28 65206300 LIMIT CONTROL | |
| 1 | EA | 86933 | 18J96 3/4HP 1PH 208/230V MOTOR | |
| 1 | EA | 86215 | 18K69 LIMIT CONTROL | |
| 1 | EA | 86216 | 18K77 1/5HP 1PH 208/230V MOTOR | |
| 1 | EA | 86217 | 18M90 EXPANSION VALVE | |
| 1 | EA | 86690 | 19W61 LB-112237A IGNITOR | |
| 1 | EA | 86691 | 20J83 LIMIT CONTROL | |
| 1 | EA | 86692 | 21060 P-8-1419 NOZZLE | |
| 1 | EA | 86693 | 21307 P-8-9879 MOISTURE CAR | |
| 1 | EA | 86694 | 21308 P-8-9880 MOISTURE CAR | |
| 1 | EA | 86218 | 21L89 LIMIT CONTROL | |
| 1 | EA | 86946 | 21W81 80/10 @ 440V CAPACITOR | |
| 1 | EA | 86695 | 24W97 101231-01 PRESSURE SWITCH | |
| 1 | EA | 86696 | 24W98 101231-02 PRESSURE SWITCH | |
| 1 | EA | 86697 | 25J49 3AMP 32 VOLT FUSE | |
| 1 | EA | 85102 | 25M59 LIMIT CONTROL | |
| 1 | EA | 86698 | 26G42 1/30HP 1PH 115V MOTOR | |
| 1 | EA | 86699 | 26H61 DAMPER SWITCH | |
| 1 | EA | 86700 | 26H66 LIMIT CONTROL | |
| 1 | EA | 86701 | 26H78 MANUAL RESET SWITCH | |
| 1 | EA | 86705 | 27J02 FLAME SENSOR | |
| 1 | EA | 85103 | 27J29 190-220F 7IN AUTO LIMIT SWITCH | |
| 1 | EA | 86706 | 27L41 LB-91394B ELECTRODE | |
| 1 | EA | 86707 | 27W17 101256-01 .85 PRESSURE SWITCH | |
| 1 | EA | 86708 | 28G13 INTERLOCK SWITCH | |
| 1 | EA | 86709 | 28G80 LIMIT CONTROL | |
| 1 | EA | 86710 | 28H02 LB-25922BAD HEAT EXCHANGER | |
| 1 | EA | 86711 | 28H04 LB-25922BAF HEAT EXCHANGER | |
| 1 | EA | 86712 | 28H06 LB-25922BAH HEAT EXCHANGER | |
| 1 | EA | 86714 | 29K12 2IN FLUE PLUG | |
| 1 | EA | 86717 | 30W25 100925-03 IGNITION CONTROL | |
| 1 | EA | 86718 | 31J35 PILOT BURNER | |
| 1 | EA | 86721 | 32663 P-8-7505 1/3 MOTOR | |
| 1 | EA | 86722 | 32F23 ELBOW FITTING | |
| 1 | EA | 86723 | 32K39 LB-88959B HEADER BOX | |
| 1 | EA | 86724 | 32K96 LB-88960 CONDENSATE TRAP | |
| 1 | EA | 86725 | 32M65 FLUE COLLAR | |
| 1 | EA | 86726 | 32M86 SENSOR | |
| 1 | EA | 86727 | 33J89 PRESSURE SWITCH | |
| 1 | EA | 86728 | 33K98 33K9801PR ELBOW/NUT | |
| 1 | EA | 86729 | 33M70 LB-101225A COMB AIR BLOWER KIT | |
| 1 | EA | 86928 | 33W84 100481-14 EXPANSION VALVE (R410A) | |

***Continued on the Following Page***

***Continued from the Previous Page***

## *Allied Commercial/Lennox Parts*

| STD PKG | U/M | BERCOR NUMBER | DESCRIPTION | PC-1 EACH |
|---|---|---|---|---|
| 1 | EA | 86221 | 34K76 1/3HP 1 PH 208/203V MOTOR | |
| 1 | EA | 86222 | 34K77 1/3HP 1PH 208/203V MOTOR | |
| 1 | EA | 86730 | 37J56 CIRCUIT BREAKER SWITCH | |
| 1 | EA | 86731 | 38631 P-8-9490 TRANSFORMER | |
| 1 | EA | 86223 | 38758 P-8-10407 60A-CB SWITCH | |
| 1 | EA | 86224 | 38W83 100483-19 1/15HP 208/230 FAN MOTOR | |
| 1 | EA | 86225 | 38W84 100483-20 1/12HP 208/230 FAN MOTOR | |
| 1 | EA | 86733 | 39W98 LB-96382B CONDENSATE TRAP ASSY | |
| 1 | EA | 86226 | 40K82 40K8201 BDC3-1 CONTROL | |
| 1 | EA | 86734 | 40L81 LB-94701A SENSOR KIT | |
| 1 | EA | 86735 | 41K35 VR8204H1048 GAS VALVE | |
| 1 | EA | 86736 | 41K37 GAS VALVE | |
| 1 | EA | 86738 | 41K56 LB-109261A IGNITOR | |
| 1 | EA | 86739 | 43J57 LB-65734C COMB AIR BLOWER ASSY | |
| 1 | EA | 86740 | 43J58 LB-65734E COMB AIR BLOWER ASSY | |
| 1 | EA | 86741 | 43W85 LB-94724M COMB AIR S/A BLOWER | |
| 1 | EA | 86742 | 44A93 145-175 MFD @330V ROUND CAPACITOR | |
| 1 | EA | 86743 | 44J07 LB-65734D COMB AIR BLOWER ASSY | |
| 1 | EA | 86744 | 44W38 102100-04 COLLECTOR BOX | |
| 1 | EA | 86746 | 45L15 LB-94568 .89 NAT ORIFICE | |
| 1 | EA | 86747 | 47M55 LB-94724D COMB AIR BLOWER ASSY | |
| 1 | EA | 86749 | 48L96 LB-65734J COMB AIR BLOWER ASSY | |
| 1 | EA | 86230 | 49K03 EXPANSION VALVE | |
| 1 | EA | 86752 | 49K85 PILOT W/ELECTRODE | |
| 1 | EA | 86753 | 49L03 LIMIT CONTROL | |
| 1 | EA | 86754 | 49L88 LIMIT CONTROL | |
| 1 | EA | 86755 | 49L91 PRESSURE SWITCH | |
| 1 | EA | 86231 | 49W62 603113-01 REVERSING VALVE | |
| 1 | EA | 86757 | 50F89 LB-48950D GASKET | |
| 1 | EA | 86758 | 50M18 LB-101508A RING/CAP/PLUG REPL KIT | |
| 1 | EA | 86759 | 51H74 110V MOTOR | |
| 1 | EA | 86760 | 51M14 FLAME SENSOR | |
| 1 | EA | 86761 | 51W91 101256-03 .95 PRESSURE SWITCH | |
| 1 | EA | 86762 | 51W92 101256-04 1.00 PRESSURE SWITCH | |
| 1 | EA | 86763 | 52W29 LB-74940A FLAME SENSOR KIT | |
| 1 | EA | 86764 | 53H02 53H0201PR CAPACITOR KIT | |
| 1 | EA | 86765 | 53H13 53H1301PR CAPACITOR KIT | |
| 1 | EA | 86767 | 54G52 TRANSFORMER | |
| 1 | EA | 86233 | 56L33 1/10HP 208/230V 1PH MOTOR | |
| 1 | EA | 86775 | 56M40 GAS VALVE | |
| 1 | EA | 86776 | 56M61 IGNITION CONTROL | |
| 1 | EA | 86778 | 57M85 LB-94724E COMB AIR BLOWER | |
| 1 | EA | 86234 | 58327 P-8-3577 POT RELAY | |
| 1 | EA | 86235 | 58C97 TIME DELAY RELAY | |
| 1 | EA | 86780 | 58L67 LB-94731B BURNER ASSY | |
| 1 | EA | 86237 | 58L68 LB-94731C BURNER ASSY | |
| 1 | EA | 86779 | 58L69 LB-94731D BURNER ASSY | |
| 1 | EA | 86781 | 61854 P-8-10191 PILOT BURNER | |
| 1 | EA | 86782 | 61M35 LB-96382A COND TRAP ASSY | |
| 1 | EA | 86783 | 62K50 LB-79982C FLAME SENSOR KIT | |
| 1 | EA | 86784 | 63A06 176-216 MFD @ 320V ROUND CAPACITOR | |
| 1 | EA | 86239 | 63K46 DEFROST THERMOSTAT | |
| 1 | EA | 86786 | 63K93 PRESSURE SWITCH | |
| 1 | EA | 86787 | 63W26 100869-03 2 STAGE IGNITION CONTROL | |
| 1 | EA | 86860 | 63W27 100870-03 2 STG VARIABLE SPD IGN CONTROL | |
| 1 | EA | 86240 | 63W36 605953-01 W/102791-01 CONTROL BRD KIT | |
| 1 | EA | 86861 | 63W40 102529-01 .20/.40 2 STG PRESSURE SWITCH | |
| 1 | EA | 86862 | 64L80 LB-98453A DIAPHRAGM KIT | |
| 1 | EA | 86863 | 64L81 LB-98453B DIAPHRAGM KIT | |
| 1 | EA | 86864 | 65C70 20394902 CONTACTOR | |
| 1 | EA | 86865 | 65G60 1/6HP 1PH 230V MOTOR | |
| 1 | EA | 86866 | 65W69 605341-01 ICOMFORT FURNACE CONTROL KIT | |
| 1 | EA | 86867 | 66247 P-8P1674 FUSE | |

***Continued on the Following Page***

***Continued from the Previous Page***

## *Allied Commercial/Lennox Parts*

| STD PKG | U/M | BERCOR NUMBER | DESCRIPTION | PC-1 EACH |
|---|---|---|---|---|
| 1 | EA | 86868 | 66C67 P-8-10283 RELAY | |
| 1 | EA | 86870 | 67M54 LB-107228C BLOWER REPL KIT | |
| 1 | EA | 86871 | 67M64 LB-107225N BLOWER REPL KIT | |
| 1 | EA | 86872 | 67M68 LB-107228T BLOWER REPL KIT | |
| 1 | EA | 86873 | 67M69 LB-107228W BLOWER REPL KIT | |
| 1 | EA | 86874 | 68J97 1/6HP 1PH 208/230V MOTOR | |
| 1 | EA | 86875 | 68K21 LB-65734G COMB AIR BLOWER ASSY | |
| 1 | EA | 86878 | 69J37 PILOT W/ELECTRODE | |
| 1 | EA | 86944 | 69M31 COMBUSTION AIR BLOWER | |
| 1 | EA | 86879 | 69M32 COMB AIR BLOWER | |
| 1 | EA | 86880 | 69M66 55/5 MFD @ 440V CAPACITOR | |
| 1 | EA | 86881 | 70W46 605263-01 1/2HP 1PH 120V MOTOR | |
| 1 | EA | 86882 | 70W47 605263-03 1HP 1 PH 120V MOTOR & MODULE | |
| 1 | EA | 86883 | 71G17 MANUAL RESET SWITCH | |
| 1 | EA | 86884 | 71G35 FUSE | |
| 1 | EA | 86885 | 71J07 LIMIT CONTROL | |
| 1 | EA | 86242 | 71K11 LB-90973A SW REPL KIT | |
| 1 | EA | 86886 | 72F83 TIME DELAY RELAY | |
| 1 | EA | 86887 | 72H36 1/4HP 1PH 208/230V MOTOR | |
| 1 | EA | 86888 | 72H73 1/6HP 1PH 208/230V MOTOR | |
| 1 | EA | 86889 | 73K93 RETAINING NUT | |
| 1 | EA | 86890 | 73W45 102813-02 COMM IGNITION CONTROL | |
| 1 | EA | 86891 | 73W66 102803-02 FAN ASSY MOTOR | |
| 1 | EA | 86929 | 73W84 100145-11 REVERSING VALVE | |
| 1 | EA | 86894 | 75M21 IGNITOR | |
| 1 | EA | 86896 | 78L29 LIMIT CONTROL | |
| 1 | EA | 86897 | 79J74 BURNER | |
| 1 | EA | 86898 | 79L56 65254300 TAPERED ORIFICE | |
| 1 | EA | 86899 | 80C93 PURGE BLOWER | |
| 1 | EA | 86901 | 80K26 PRESSURE SWITCH | |
| 1 | EA | 86902 | 81F94 LB-17431CB BURNER | |
| 1 | EA | 86903 | 81J05 81J0501PR PILOT KIT | |
| 1 | EA | 86905 | 81M42 UPFLOW CONDENSATE COLLAR | |
| 1 | EA | 86213 | 81W03 100973-01 IGNITION CONTROL 17W70 | |
| 1 | EA | 86243 | 81W99 100135-06 DEFROST BOARD | |
| 1 | EA | 86906 | 83L83 LIMIT CONTROL | |
| 1 | EA | 86907 | 83L90 LIMIT CONTROL | |
| 1 | EA | 86908 | 83M56 LB-94724H COMB AIR BLOWER | |
| 1 | EA | 86909 | 84K47 LB-91398C REPL HEAT EXCHANGER | |
| 1 | EA | 86910 | 84L00 LIMIT CONTROL | |
| 1 | EA | 86911 | 84W24 607845-02 IGNITION KIT | |
| 1 | EA | 86912 | 85H75 85H7501PR DEFROST CONTROL | |
| 1 | EA | 86913 | 85L49 LB-98714A COMB AIR BLOWER ASSY | |
| 1 | EA | 86244 | 85M56 100094-01 ACORN NUT | |
| 1 | EA | 86914 | 86G17 MOUNT | |
| 1 | EA | 86915 | 86G47 BURNER CLIP | |
| 1 | EA | 86916 | 86H56 BEARING | |
| 1 | EA | 86917 | 87A62 LB-29333BBC WHEEL | |
| 1 | EA | 86918 | 87F16 LIMIT CONTROL | |
| 1 | EA | 86245 | 88K09 THERMAL RELAY | |
| 1 | EA | 86246 | 88K30 DEFROST THERMOSTAT | |
| 1 | EA | 86919 | 88K38 DISCHARGE AIR SENSOR | |
| 1 | EA | 86940 | 90W70 3T ZR38K5-PFV-130 COMPRESSOR | |
| 1 | EA | 86920 | 93G35 FREEZE THERMOSTAT | |
| 1 | EA | 86248 | 93J67 1/3HP 208/230V 1PH MOTOR | |
| 1 | EA | 86922 | 93M26 LB-96140C BAG ASSY | |
| 1 | EA | 86941 | 93W76 606569-04 PRESSURE SWITCH KIT | |
| 1 | EA | 86947 | 93W86 103614-11 MPL .65 PRESSURE SWITCH | |
| 1 | EA | 86948 | 93W94 103614-19 .90 PRESSURE SWITCH | |
| 1 | EA | 86249 | 94J45 LB-87156A UNIT STAND OFF KIT | |
| 1 | EA | 86924 | 97H76 DOOR SPRING | |
| 1 | EA | 86925 | 99K57 COMB BLOWER | |
| 1 | EA | 86926 | 99K65 GAS VALVE | |
| 1 | EA | 86238 | Y4749 60J0001 IGN CONTROL KIT | |

# 95G2V Series Gas Furnaces

## Upflow/Horizontal, Two-Stage, Variable Speed



### Heat Exchanger Design
- Aluminized steel heat exchanger material
- AL29-4C stainless steel secondary heat exchanger
- Non-welded crimped S-curve primary heat exchanger design for maximum durability

### Burners
- Aluminized steel in shot burners for smoot ignition
- Isolated burner enclosure for quiet operation

### Air Delivery System
- Efficient ECM variable speed blower motor
- Easily removable slide-out blower design

### Controls
- System Sentry™ control retains last five (5) fault codes with push button memory recall, regardless of power interruption

### Specifications
- Gas Inlet: 1/2"
- Volts/Hz/Phase: 120-60-1
- Trans. (V.A.): 40

### Venting
- 2-speed induced draft motor with stainless steel shaft, steel ball bearings, and fan cooled for long life
- Certified for direct vent (2-pipe) applications only

### Installation Features
- Left or right gas and electric entry
- Zero step horizontal conversion
- Removable floor base for bottom return air

### Warranty*
- 10 year limited parts warranty
- Lifetime limited heat exchanger warranty

* On-line registration required within 60 days of installation. Warranty terms will be impacted if registration not completed on time. See warranty certificate for complete details.

| Model Number | 1st Stage | | 2nd Stage | | AFUE | Nom. Cooling Cap. (Tons) | Max. Time Delay Breaker or Fuse | Nominal F.L.A. | Supply W x D (In) | Return W x D (In) | Approx. Ship Weight (Lbs.) |
|---|---|---|---|---|---|---|---|---|---|---|---|
| | Input (Btuh) | Ouput (Btuh) | Input (Btuh) | Output (Btuh) | | | | | | | |
| 95G2UH045BV12 | 29,000 | 28,000 | 44,000 | 42,000 | 95.0 | 3 | 15 | 7.7 | 16-3/8 x 19-1/2 | 23 x 14 | 130 |
| 95G2UH070BV12 | 43,000 | 41,000 | 66,000 | 62,000 | 95.0 | 3 | 15 | 7.7 | 16-3/8 x 19-1/2 | 23 x 14 | 138 |
| 95G2UH090CV12 | 57,000 | 55,000 | 88,000 | 84,000 | 95.0 | 3 | 15 | 7.7 | 19-7/8 x 19-1/2 | 23 x 14 | 154 |
| 95G2UH090CV20 | 57,000 | 55,000 | 88,000 | 85,000 | 95.0 | 5 | 20 | 12.8 | 19-7/8 x 19-1/2 | 23 x 14 | 166 |
| 95G2UH110CV20 | 72,000 | 70,000 | 110,000 | 105,000 | 95.0 | 4 | 15 | 12.8 | 19-7/8 x 19-1/2 | 23 x 14 | 173 |
| 95G2UH135DV20 | 88,000 | 84,000 | 135,000 | 126,000 | 95.0 | 5 | 20 | 12.8 | 23-3/8 x 19-1/2 | 23 x 14 | 188 |

### Furnaces

**Prices Available on Request**

| Dimensions (H x W x D) (In.) | STD PKG | U/M | BERCOR NUMBER | DESCRIPTION |
|---|---|---|---|---|
| 33 x 17-1/2 x 28-1/2 | 1 | EA | 84534 | 95G2UH045BV12 95% 45K 3T 2STG VAR FURNACE UPFLOW/HORIZ |
| 33 x 17-1/2 x 28-1/2 | 1 | EA | 84535 | 95G2UH070BV12 95% 70K 3T 2STG VAR FURNACE UPFLOW/HORIZ |
| 33 x 21 x 28-1/2 | 1 | EA | 84536 | 95G2UH090CV12 95% 90K 3T 2STG VAR FURNACE UPFLOW/HORIZ |
| 33 x 21 x 28-1/2 | 1 | EA | 84537 | 95G2UH090CV20 95% 90K 5T 2STG VAR FURNACE UPFLOW/HORIZ |
| 33 x 21 x 28-1/2 | 1 | EA | 84538 | 95G2UH110CV20 95% 110K 5T 2STG VAR FURNACE UPFLOW/HORIZ |
| 33 x 24-1/2 x 28-1/2 | 1 | EA | 84539 | 95G2UH135DV20 95% 135K 5T 2STG VAR FURNACE UPFLOW/HORIZ |

### Accessories

| STD PKG | U/M | BERCOR NUMBER | DESCRIPTION |
|---|---|---|---|
| 1 | EA | 85410 | 11K48 LP KIT F/80 THRU 95 2 STG VAR |
| 1 | EA | 84341 | 51W11 2" AND 3" FLUSH MOUNT TERMINATION KIT |
| 1 | EA | 84338 | 68W62 17.5" RETURN AIR BASE |
| 1 | EA | 84339 | 68W63 21" RETURN AIR BASE |
| 1 | EA | 84340 | 68W64 24.5" RETURN AIR BASE |
| 1 | EA | 84342 | 71M80 2" W/ 1-1/2"ACCELARATOR CONCENTRIC VENT KIT |
| 1 | EA | 87909 | 84W50 605927-11 NIGHT SERVICE KIT A95UH/DF 95G2 |
| 4 | EA | 84343 | CVENT-2 2" CONCENTRIC VENT KIT 69M29 |
| 4 | EA | 84344 | CVENT-3 3" CONCENTRIC VENT KIT 60L46 |
| 6 | EA | 84445 | HVENT-2 2IN HORIZ TERM KIT |
| 6 | EA | 84446 | HVENT-3 3IN HORIZ TERM KIT |

# 95G2V Series Gas Furnaces

## Downflow, Two-Stage, Variable Speed



### Heat Exchanger Design
- Aluminized steel heat exchanger material
- AL29-4C stainless steel secondary heat exchanger
- Non-welded crimped S-curve primary heat exchanger design for maximum durability

### Burners
- Aluminized steel in shot burners for smoot ignition
- Isolated burner enclosure for quiet operation

### Air Delivery System
- Efficient ECM variable speed blower motor
- Easily removable slide-out blower design

### Controls
- System Sentry™ control retains last five (5) fault codes with push button memory recall, regardless of power interruption

### Specifications
- Gas Inlet: 1/2"
- Volts/Hz/Phase: 120-60-1
- Trans (V.A.): 40

### Venting
- 2-speed induced draft motor with stainless steel shaft, steel ball bearings, and fan cooled for long life
- Certified for direct vent (2-pipe) applications only

### Installation Features
- Left or right gas and electric entry
- Zero step horizontal conversion

### Warranties*
- 10 year limited parts warranty
- Lifetime limited heat exchanger warranty

* On-line registration required within 60 days of installation. Warranty terms will be impacted if registration not completed on time. See warranty certificate for complete details.

| Model Number | 1st Stage | | 2nd Stage | | AFUE | Nom. Cooling Capacity (tons) | Max. Time Delay Breaker or Fuse | Nominal F.L.A. | Supply W x D | Return W x D | Approx. Ship Weight (lbs.) |
|---|---|---|---|---|---|---|---|---|---|---|---|
| | Input (Btuh) | Ouput (Btuh) | Input (Btuh) | Output (Btuh) | | | | | | | |
| 95G2DF045BV12 | 29,000 | 28,000 | 44,000 | 43,000 | 95.0 | 3 | 15 | 7.7 | 16 x 20-1/8 | 16-3/8 x 19-1/2 | 131 |
| 95G2DF070BV16 | 43,000 | 42,000 | 66,000 | 64,000 | 95.0 | 4 | 15 | 10.1 | 16 x 20-1/8 | 16-3/8 x 19-1/2 | 138 |
| 95G2DF090CV20 | 57,000 | 56,000 | 88,000 | 85,000 | 95.0 | 5 | 20 | 12.8 | 19-1/2 x 20-1/8 | 19-7/8 x 19-1/2 | 166 |
| 95G2DF110CV20 | 72,000 | 70,000 | 110,000 | 106,000 | 95.0 | 5 | 20 | 12.8 | 19-1/2 x 20-1/8 | 19-7/8 x 19-1/2 | 176 |

### Furnaces

**Prices Available on Request**

| Dimensions (H x W x D) (In.) | STD PKG | U/M | BERCOR NUMBER | DESCRIPTION |
|---|---|---|---|---|
| 33 x 17-1/2 x 28-1/2 | 1 | EA | 84530 | 95G2DF045BV12 95% 45K 3T 2STG VAR FURNACE DOWNFLOW |
| 33 x 17-1/2 x 28-1/2 | 1 | EA | 84531 | 95G2DF070BV16 95% 70K 4T 2STG VAR FURNACE DOWNFLOW |
| 33 x 21 x 28-1/2 | 1 | EA | 84532 | 95G2DF090CV20 95% 90K 5T 2STG VAR FURNACE DOWNFLOW |
| 33 x 21 x 28-1/2 | 1 | EA | 84533 | 95G2DF110CV20 95% 110K 5T 2STG VAR FURNACE DOWNFLOW |

### Accessories

| STD PKG | U/M | BERCOR NUMBER | DESCRIPTION |
|---|---|---|---|
| 1 | EA | 85410 | 11K48 LP KIT F/80 THRU 95 2 STG VAR |
| 1 | EA | 84341 | 51W11 2" AND 3" FLUSH MOUNT TERMINATION KIT |
| 1 | EA | 84338 | 68W62 17.5" RETURN AIR BASE |
| 1 | EA | 84339 | 68W63 21" RETURN AIR BASE |
| 1 | EA | 84340 | 68W64 24.5" RETURN AIR BASE |
| 1 | EA | 84342 | 71M80 2" W/ 1-1/2"ACCELARATOR CONCENTRIC VENT KIT |
| 1 | EA | 87909 | 84W50 605927-11 NIGHT SERVICE KIT A95UH/DF 95G2 |
| 4 | EA | 84343 | CVENT-2 2" CONCENTRIC VENT KIT 69M29 |
| 4 | EA | 84344 | CVENT-3 3" CONCENTRIC VENT KIT 60L46 |
| 6 | EA | 84445 | HVENT-2 2IN HORIZ TERM KIT |
| 6 | EA | 84446 | HVENT-3 3IN HORIZ TERM KIT |

# 95G1UHE Series Gas Furnaces

## High Efficiency, Single-Stage, Upflow/Horizontal



### Heat Exchanger Designer
- Aluminized steel primary heat exchanger
- AL29-4C stainless steel secondary heat exchanger
- Non-welded, crimped construction

### Air Delivery System
- Multi-speed high efficiency blower motor
- Easily removable slide out blower design
- Enhanced cooling SEER ratings when applied with properly matched cooling equipment.

### Controls
- Single-stage gas valve
- Durable silicon nitride ignitor
- Self diagnosics saves last 10 fault codes regardless of power interuptions

### Burners
Aluminized steel inshot burners for smooth ignition

### Venting
- Designed certified for direct (2-pipe) and non-direct (1-pipe) applications
- Easily vented with PVC pipe

### Installation Features
- Left or right utility connection
- Design certified for direct and non-direct vent applications
- Zero step horizontal conversion
- Removable floor base for bottom return air

### Warranty*
- 10 year limited parts warranty
- Lifetime limited heat exchanger warranty

* On-line registration required within 60 days of installation. Warranty terms will be impacted if registration not completed on time. See warranty certificate for complete details.

| Model Number | 1st Stage Input (Btuh) | 1st Stage Ouput (Btuh) | AFUE % | Nom. Cooling Capacity | Gas Inlet (in) | Nominal F.L.A. | Supply W x D (In) | Return W x D (In) | Approx. Ship Weight (Lbs) |
|---|---|---|---|---|---|---|---|---|---|
| 95G1UH045BE12 | 44,000, | 42,000 | 95.0 | 1-1/2–3 | 1/2 | 6.8 | 16-3/8 x 19-1/2 | 16 x 23-1/2 | 129 |
| 95G1UH070BE12 | 66,000 | 64,000 | 95.0 | 1-1/2–3 | 1/2 | 6.8 | 16-3/8 x 19-1/2 | 16 x 23-1/2 | 134 |
| 95G1UH090CE16 | 88,000 | 85,000 | 95.0 | 2-1/2–4 | 1/2 | 8.4 | 19-7/8 x 19-1/2 | 19-1/2 x 23-1/2 | 158 |
| 95G1UH110CE20 | 110,000 | 106,000 | 95.0 | 3–5 | 1/2 | 10.9 | 19-7/8 x 19-1/2 | 19-1/2 x 23-1/2 | 170 |
| 95G1UH135DE20 | 132,000 | 128,000 | 95.0 | 3-1/2–5 | 1/2 | 10.9 | 23-3/8 x 19-1/2 | 23 x 23-1/2 | 187 |

## Furnaces

**Prices Available on Request**

| Dimensions (H x W x D) (In.) | STD PKG | U/M | BERCOR NUMBER | DESCRIPTION |
|---|---|---|---|---|
| 33 x 17-1/2 x 28-1/2 | 1 | EA | 84491 | 95G1UH045BE12 95% 45K 3T UPFLOW/HORIZ CONSTANT TORQUE FURNACE |
| 33 x 17-1/2 x 28-1/2 | 1 | EA | 84492 | 95G1UH070BE12 95% 70K 3T UPFLOW/HORIZ CONSTANT TORQUE FURNACE |
| 33 x 21 x 28-1/2 | 1 | EA | 84493 | 95G1UH090BE16 95% 90K 4T UPFLOW/HORIZ CONSTANT TORQUE FURNACE |
| 33 x 21 x 28-1/2 | 1 | EA | 84494 | 95G1UH110CE20 95% 110K 5T UPFLOW/HORIZ CONSTANT TORQUE FURNACE |
| 33 x 24-1/2 x 28-1/2 | 1 | EA | 84495 | 95G1UH135DE20 95% 135K 5T UPFLOW/HORIZ CONSTANT TORQUE FURNACE |

## Accessories

| STD PKG | U/M | BERCOR NUMBER | DESCRIPTION |
|---|---|---|---|
| 1 | EA | 85411 | 11K50 LP KIT F/80 THRU 95 SINGLE STG |
| 1 | EA | 84341 | 51W11 2" AND 3" FLUSH MOUNT TERMINATION KIT |
| 1 | EA | 84338 | 68W62 17.5" RETURN AIR BASE |
| 1 | EA | 84339 | 68W63 21" RETURN AIR BASE |
| 1 | EA | 84340 | 68W64 24.5" RETURN AIR BASE |
| 1 | EA | 84342 | 71M80 2" W/ 1-1/2"ACCELARATOR CONCENTRIC VENT KIT |
| 1 | EA | 86826 | 86W57 605927-14 NIGHT SERVICE KIT |
| 1 | EA | 84871 | 85W66 608261-01 BLOWER RELAY KIT |
| 4 | EA | 84343 | CVENT-2 2" CONCENTRIC VENT KIT 69M29 |
| 4 | EA | 84344 | CVENT-3 3" CONCENTRIC VENT KIT 60L46 |
| 6 | EA | 84445 | HVENT-2 2IN HORIZ TERM KIT |
| 6 | EA | 84446 | HVENT-3 3IN HORIZ TERM KIT |

# 95G1DFE Series Gas Furnaces

## High Efficiency, Single-Stage, Downflow



### Heat Exchanger Designer
- Aluminized steel primary heat exchanger
- AL29-4C stainless steel secondary heat exchanger
- Non-welded, crimped construction

### Air Delivery System
- Multi-speed high efficiency blower motor
- Easily removable slide out blower design
- Enhanced cooling SEER ratings when applied with properly matched cooling equipment.

### Controls
- Single-stage gas valve
- Durable silicon nitride ignitor
- Self diagnosics saves last 10 fault codes regardless of power interuptions

### Burners
Aluminized steel inshot burners for smooth ignition

### Venting
- Designed certified for direct (2-pipe) and non-direct (1-pipe) applications
- Easily vented with PVC pipe

### Installation Features
- Left or right utility connection
- Design certified for direct and non-direct vent applications
- Zero step horizontal conversion
- Removable floor base for bottom return air

### Warranty*
- 10 year limited parts warranty
- Lifetime limited heat exchanger warranty

* On-line registration required within 60 days of installation. Warranty terms will be impacted if registration not completed on time. See warranty certificate for complete details.

| Model Number | 1st Stage Input (Btuh) | 1st Stage Ouput (Btuh) | AFUE % | Nom. Cooling Capacity | Gas Inlet (In) | Nominal F.L.A. | Supply W x D (In) | Return W x D (In) | Approx. Ship Weight (Lbs) |
|---|---|---|---|---|---|---|---|---|---|
| 95G1DF045BE12 | 44,000 | 42,000 | 95.0 | 1-1/2–3 | 1/2 | 6.8 | 16 x 20-1/8 | 15-1/2 x 19-1/2 | 131 |
| 95G1DF070BE16 | 66,000 | 64,000 | 95.0 | 2-1/2–4 | 1/2 | 8.4 | 16 x 20-1/8 | 15-1/2 x 19-1/2 | 144 |
| 95G1DF090CE16 | 88,000 | 85,000 | 95.0 | 2-1/2–4 | 1/2 | 8.4 | 19-1/2 x 20-1/8 | 19 x 19-1/2 | 160 |
| 95G1DF110CE20 | 110,000 | 106,000 | 95.0 | 3–5 | 1/2 | 10.9 | 19-1/2 x 20-1/8 | 19 x 19-1/2 | 174 |

## Furnaces

**Prices Available on Request**

| Dimensions (H x W x D) (In.) | STD PKG | U/M | BERCOR NUMBER | DESCRIPTION |
|---|---|---|---|---|
| 33 x 17-1/2 x 28-1/2 | 1 | EA | 84496 | 95G1DF045BE12 95% 45K 3T DOWNFLOW CONSTANT TORQUE FURNACE |
| 33 x 17-1/2 x 28-1/2 | 1 | EA | 84497 | 95G1DF070BE16 95% 70K 4T DOWNFLOW CONSTANT TORQUE FURNACE |
| 33 x 21 x 28-1/2 | 1 | EA | 84498 | 95G1DF090CE16 95% 90K 4T DOWNFLOW CONSTANT TORQUE FURNACE |
| 33 x 21 x 28-1/2 | 1 | EA | 84499 | 95G1DF110CE20 95% 110K 5T DOWNFLOW CONSTANT TORQUE FURNACE |

## Accessories

| STD PKG | U/M | BERCOR NUMBER | DESCRIPTION |
|---|---|---|---|
| 1 | EA | 85411 | 11K50 LP KIT F/80 THRU 95 SINGLE STG |
| 1 | EA | 84341 | 51W11 2" AND 3" FLUSH MOUNT TERMINATION KIT |
| 1 | EA | 84338 | 68W62 17.5" RETURN AIR BASE |
| 1 | EA | 84339 | 68W63 21" RETURN AIR BASE |
| 1 | EA | 84340 | 68W64 24.5" RETURN AIR BASE |
| 1 | EA | 84342 | 71M80 2" W/ 1-1/2"ACCELARATOR CONCENTRIC VENT KIT |
| 1 | EA | 86826 | 86W57 605927-14 NIGHT SERVICE KIT |
| 1 | EA | 84871 | 85W66 608261-01 BLOWER RELAY KIT |
| 4 | EA | 84343 | CVENT-2 2" CONCENTRIC VENT KIT 69M29 |
| 4 | EA | 84344 | CVENT-3 3" CONCENTRIC VENT KIT 60L46 |
| 6 | EA | 84445 | HVENT-2 2IN HORIZ TERM KIT |
| 6 | EA | 84446 | HVENT-3 3IN HORIZ TERM KIT |

# 95G1UH Series Gas Furnaces

## Upflow/Horizontal, Single-Stage



### Heat Exchanger Design

- Aluminized steel design primary heat exchanger with crimped no weld construction
- AL 29-4C stainless steel secondary heat exchanger

### Air Delivery System

- Multi-speed PSC blower motor
- Easily removable slide-out blower design

### Controls

- Self diagnostics saves last 5 fault codes regardless of power interruption

### Specifications

- Gas Inlet: 1/2"
- Volts/Hz/Phase: 120/60/1
- Trans. (V.A.): 40

### Venting

- Design certified for direct and non-direct applications

### Installation Features

- Left or right utility connection
- Zero step horizontal conversion
- Removable floor base for bottom return air

### Warranties*

- 10 year limited parts warranty
- Lifetime limited heat exchanger warranty

* On-line registration required within 60 days of installation. Warranty terms will be impacted if registration not completed on time. See warranty certificate for complete detalis.

| Model No. | Input (Btuh) | Output (Btuh) | AFUE (%) | Nom. Cooling Capacity | Max. Time Delay Breaker or Fuse | Nominal F.L.A. | Supply W x D | Return W x D | Approx. Ship Wt. (lbs.) |
|---|---|---|---|---|---|---|---|---|---|
| 95G1UH045BP08 | 44,000 | 41,000 | 95.0 | 1.5-2.0 | 15 | 3.1 | 16-3/8 x 19-1/2 | 23 x 14 | 121 |
| 95G1UH045BP12 | 44,000 | 42,000 | 95.0 | 2.0-3.0 | 15 | 6.1 | 16-3/8 x 19-1/2 | 23 x 14 | 123 |
| 95G1UH070BP12 | 66,000 | 64,000 | 95.0 | 2.0-3.0 | 15 | 6.1 | 16-3/8 x 19-1/2 | 23 x 14 | 128 |
| 95G1UH090CP12 | 88,000 | 85,000 | 95.0 | 2.0-3.0 | 15 | 6.1 | 19-7/8 x 19-1/2 | 23 x 14 | 145 |
| 95G1UH090CP16 | 88,000 | 85,000 | 95.0 | 3.0-4.0 | 15 | 8.2 | 19-7/8 x 19-1/2 | 23 x 14 | 148 |
| 95G1UH110CP16 | 110,000 | 106,000 | 95.0 | 3.0-4.0 | 15 | 8.2 | 19-7/8 x 19-1/2 | 23 x 14 | 157 |
| 95G1UH110CP20 | 110,000 | 106,000 | 95.0 | 4.0-5.0 | 15 | 10.0 | 19-7/8 x 19-1/2 | 23 x 14 | 163 |
| 95G1UH135DP20 | 132,000 | 126,000 | 95.0 | 4.0-5.0 | 15 | 10.0 | 23-3/8 x 19-1/2 | 23 x 14 | 180 |

### Furnaces

**Prices Available on Request**

| Dimensions (H x W x D) (In.) | STD PKG | U/M | BERCOR NUMBER | DESCRIPTION |
|---|---|---|---|---|
| 33 x 17-1/2 x 28-1/2 | 1 | EA | 84433 | 95G1UH045BP08 95% 45K 2T UPFLOW/HORIZ FURNACE |
| 33 x 17-1/2 x 28-1/2 | 1 | EA | 84434 | 95G1UH045BP12 95% 45K 3T UPFLOW/HORIZ FURNACE |
| 33 x 17-1/2 x 28-1/2 | 1 | EA | 84435 | 95G1UH070BP12 95% 70K 3T UPFLOW/HORIZ FURNACE |
| 33 x 21 x 28-1/2 | 1 | EA | 84436 | 95G1UH090CP12 95% 90K 3T UPFLOW/HORIZ FURNACE |
| 33 x 21 x 28-1/2 | 1 | EA | 84437 | 95G1UH090CP16 95% 90K 4T UPFLOW/HORIZ FURNACE |
| 33 x 21 x 28-1/2 | 1 | EA | 84438 | 95G1UH110CP16 95% 110K 4T UPFLOW/HORIZ FURNACE |
| 33 x 21 x 28-1/2 | 1 | EA | 84439 | 95G1UH110CP20 95% 110K 5T UPFLOW/HORIZ FURNACE |
| 33 x 24-1/2 x 28-1/2 | 1 | EA | 84440 | 95G1UH135DP20 95% 135K 5T UPFLOW/HORIZ FURNACE |

### Accessories

| STD PKG | U/M | BERCOR NUMBER | DESCRIPTION |
|---|---|---|---|
| 1 | EA | 85411 | 11K50 LP KIT F/80 THRU 95 SINGLE STG |
| 1 | EA | 84341 | 51W11 2" AND 3" FLUSH MOUNT TERMINATION KIT |
| 1 | EA | 84338 | 68W62 17.5" RETURN AIR BASE |
| 1 | EA | 84339 | 68W63 21" RETURN AIR BASE |
| 1 | EA | 84340 | 68W64 24.5" RETURN AIR BASE |
| 1 | EA | 63861 | 68W80 SINGLE STAGE NIGHT SERVICE KIT |
| 1 | EA | 84342 | 71M80 2" W/ 1-1/2"ACCELARATOR CONCENTRIC VENT KIT |
| 4 | EA | 84343 | CVENT-2 2" CONCENTRIC VENT KIT 69M29 |
| 4 | EA | 84344 | CVENT-3 3" CONCENTRIC VENT KIT 60L46 |
| 6 | EA | 84445 | HVENT-2 2IN HORIZ TERM KIT |
| 6 | EA | 84446 | HVENT-3 3IN HORIZ TERM KIT |

# 95G1DF Series Gas Furnaces

## Downflow, Single-Stage



### Heat Exchanger Design
- Aluminized steel design primary heat exchanger with crimped no weld construction
- AL 29-4C stainless steel secondary heat exchanger

### Air Delivery System
- Multi-speed PSC blower motor
- Easily removable slide-out blower design

### Controls
- Self diagnostics saves last 5 fault codes regardless of power interruption

### Specifications
- Gas Inlet: 1/2"
- Volts/Hz/Phase: 120/60/1
- Trans. (V.A.): 40

### Venting
- Design certified for direct and non-direct applications

### Installation Features
- Left or right utility connection

### Warranties*
- 10 year limited parts warranty
- Lifetime limited heat exchanger warranty

* On-line registration required within 60 days of installation. Warranty terms will be impacted if registration not completed on time. See warranty certificate for complete details.

| Model No. | Input (Btuh) | Output (Btuh) | AFUE (%) | Nom. Cooling Capacity | Max. Time Delay Breaker or Fuse | Nominal F.L.A. | Supply W x D | Return W x D | Approx. Ship Wt. (lbs.) |
|---|---|---|---|---|---|---|---|---|---|
| 95G1DF045BP12 | 44,000 | 42,000 | 95.0 | 2.0-3.0 | 15 | 6.1 | 16 x 20-1/8 | 16-3/8 x 19-1/2 | 125 |
| 95G1DF070BP12 | 66,000 | 64,000 | 95.0 | 2.0-3.0 | 15 | 6.1 | 16 x 20-1/8 | 16-3/8 x 19-1/2 | 131 |
| 95G1DF090CP20 | 88,000 | 85,000 | 95.0 | 4.0-5.0 | 20 | 11.5 | 19-1/2 x 20-1/8 | 19-7/8 x 19-1/2 | 150 |
| 95G1DF110CP20 | 110,000 | 106,000 | 95.0 | 4.0-5.0 | 20 | 11.5 | 19-1/2 x 20-1/8 | 19-7/8 x 19-1/2 | 165 |

### Furnaces

**Prices Available on Request**

| Dimensions (H x W x D) (In.) | STD PKG | U/M | BERCOR NUMBER | DESCRIPTION |
|---|---|---|---|---|
| 33 x 17-1/2 x 28-1/2 | 1 | EA | 84429 | 95G1DF045BP12 95% 45K 3T DOWNFLOW FURNACE |
| 33 x 17-1/2 x 28-1/2 | 1 | EA | 84430 | 95G1DF070BP12 95% 70K 3T DOWNFLOW FURNACE |
| 33 x 21 x 28-1/2 | 1 | EA | 84431 | 95G1DF090CP20 95% 90K 5T DOWNFLOW FURNACE |
| 33 x 21 x 28-1/2 | 1 | EA | 84432 | 95G1DF110CP20 95% 110K 5T DOWNFLOW FURNACE |

### Accessories

| STD PKG | U/M | BERCOR NUMBER | DESCRIPTION |
|---|---|---|---|
| 1 | EA | 85411 | 11K50 LP KIT F/80 THRU 95 SINGLE STG |
| 1 | EA | 84341 | 51W11 2" AND 3" FLUSH MOUNT TERMINATION KIT |
| 1 | EA | 84338 | 68W62 17.5" RETURN AIR BASE |
| 1 | EA | 84339 | 68W63 21" RETURN AIR BASE |
| 1 | EA | 84340 | 68W64 24.5" RETURN AIR BASE |
| 1 | EA | 63861 | 68W80 SINGLE STAGE NIGHT SERVICE KIT |
| 1 | EA | 84342 | 71M80 2" W/ 1-1/2"ACCELARATOR CONCENTRIC VENT KIT |
| 4 | EA | 84343 | CVENT-2 2" CONCENTRIC VENT KIT 69M29 |
| 4 | EA | 84344 | CVENT-3 3" CONCENTRIC VENT KIT 60L46 |
| 6 | EA | 84445 | HVENT-2 2IN HORIZ TERM KIT |
| 6 | EA | 84446 | HVENT-3 3IN HORIZ TERM KIT |

# 92G1UH Series Gas Furnaces

## Upflow/Horizontal, Single-Stage



### Heat Exchanger Design

- Aluminized steel design primary heat exchanger with crimped no weld construction
- AL 29-4C stainless steel secondary heat exchanger

### Air Delivery System

- Multi-speed PSC blower motor
- Easily removable slide-out blower design

### Controls

- Self diagnostics saves last 5 fault codes regardless of power interruption

### Specifications

- Gas Inlet: 1/2"
- Volts/Hz/Phase: 120/60/1
- Trans. (V.A.): 40

### Venting

- Design certified for direct and non-direct applications

### Installation Features

- Left or right utility connection
- Zero step horizontal conversion
- Removable floor base for bottom return air

### Warranties*

- 10 year limited parts warranty
- Lifetime limited heat exchanger warranty

* On-line registration required within 60 days of installation. Warranty terms will be impacted if registration not completed on time. See warranty certificate for complete details.

| Model No. | Input (Btuh) | Output (Btuh) | AFUE (%) | Nom. Cooling Capacity | Max. Time Delay Breaker or Fuse | Nominal F.L.A. | Supply (W x D) | Return (W x D) | Approx. Ship Wt. (lbs.) |
|---|---|---|---|---|---|---|---|---|---|
| 92G1UH045BP08 | 44,000 | 41,000 | 92.1 | 1.5-2.0 | 15 | 3.1 | 16-3/8 x 19-1/2 | 23 x 14 | 120 |
| 92G1UH045BP12 | 44,000 | 42,000 | 92.1 | 2.5-3.0 | 15 | 6.1 | 16-3/8 x19-1/2 | 23 x 14 | 122 |
| 92G1UH070BP08 | 66,000 | 62,000 | 92.1 | 1.5-2.0 | 15 | 3.1 | 16-3/8 x 19-1/2 | 23 x 14 | 125 |
| 92G1UH070BP12 | 66,000 | 62,000 | 92.1 | 2.5-3.0 | 15 | 6.1 | 16-3/8 x 19-1/2 | 23 x 14 | 127 |
| 92G1UH090CP12 | 88,000 | 83,000 | 92.1 | 2.0-3.0 | 15 | 6.1 | 19-7/8 x 19-1/2 | 23 x 14 | 143 |
| 92G1UH090CP16 | 88,000 | 83,000 | 92.1 | 3.0-4.0 | 15 | 8.2 | 19-7/8 x 19-1/2 | 23 x 14 | 146 |
| 92G1UH110CP16 | 110,000 | 104,000 | 92.1 | 3.0-4.0 | 15 | 8.2 | 19-7/8 x 19-1/2 | 23 x 14 | 155 |
| 92G1UH110CP20 | 110,000 | 104,000 | 92.1 | 4.0-5.0 | 15 | 10.0 | 19-7/8 x 19-1/2 | 23 x 14 | 161 |
| 92G1UH135DP20 | 135,000 | 124,000 | 92.1 | 4.0-5.0 | 15 | 10.0 | 23-3/8 x 19-1/2 | 23 x 14 | 178 |

### Furnaces

**Prices Available on Request**

| Dimensions (H x W x D) (In.) | STD PKG | U/M | BERCOR NUMBER | DESCRIPTION |
|---|---|---|---|---|
| 33 x 17-1/2 x 28-1/2 | 1 | EA | 84420 | 92G1UH045BP08 92% 45K 2T UPFLOW/HORIZ FURNACE |
| 33 x 17-1/2 x 28-1/2 | 1 | EA | 84421 | 92G1UH045BP12 92% 45K 3T UPFLOW/HORIZ FURNACE |
| 33 x 17-1/2 x 28-1/2 | 1 | EA | 84422 | 92G1UH070BP08 92% 70K 2T UPFLOW/HORIZ FURNACE |
| 33 x 17-1/2 x 28-1/2 | 1 | EA | 84423 | 92G1UH070BP12 92% 70K 3T UPFLOW/HORIZ FURNACE |
| 33 x 21 x 28-1/2 | 1 | EA | 84424 | 92G1UH090CP12 92% 90K 3T UPFLOW/HORIZ FURNACE |
| 33 x 21 x 28-1/2 | 1 | EA | 84425 | 92G1UH090CP16 92% 90K 4T UPFLOW/HORIZ FURNACE |
| 33 x 21 x 28-1/2 | 1 | EA | 84426 | 92G1UH110CP16 92% 110K 4T UPFLOW/HORIZ FURNACE |
| 33 x 21 x 28-1/2 | 1 | EA | 84427 | 92G1UH110CP20 92% 110K 5T UPFLOW/HORIZ FURNACE |
| 33 x 24-1/2 x 28-1/2 | 1 | EA | 84428 | 92G1UH135DP20 92% 135K 5T UPFLOW/HORIZ FURNACE |

### Accessories

| STD PKG | U/M | BERCOR NUMBER | DESCRIPTION |
|---|---|---|---|
| 1 | EA | 85411 | 11K50 LP KIT F/80 THRU 95 SINGLE STG |
| 1 | EA | 84341 | 51W11 2" AND 3" FLUSH MOUNT TERMINATION KIT |
| 1 | EA | 84338 | 68W62 17.5" RETURN AIR BASE |
| 1 | EA | 84339 | 68W63 21" RETURN AIR BASE |
| 1 | EA | 84340 | 68W64 24.5" RETURN AIR BASE |
| 1 | EA | 63861 | 68W80 SINGLE STAGE NIGHT SERVICE KIT |
| 1 | EA | 84342 | 71M80 2" W/ 1-1/2"ACCELARATOR CONCENTRIC VENT KIT |
| 4 | EA | 84343 | CVENT-2 2" CONCENTRIC VENT KIT 69M29 |
| 4 | EA | 84344 | CVENT-3 3" CONCENTRIC VENT KIT 60L46 |
| 6 | EA | 84445 | HVENT-2 2IN HORIZ TERM KIT |
| 6 | EA | 84446 | HVENT-3 3IN HORIZ TERM KIT |

# 92G1DF Series Gas Furnaces

## Downflow, Single-Stage



### Heat Exchanger Design
- Aluminized steel design primary heat exchanger with crimped no weld construction
- AL 29-4C stainless steel secondary heat exchanger

### Air Delivery System
- Multi-speed PSC blower motor
- Easily removable slide-out blower design

### Controls
- Self diagnostics saves last 5 fault codes regardless of power interruption

### Specifications
- Gas Inlet: 1/2"
- Volts/Hz/Phase: 120/60/1
- Trans. (V.A.): 40

### Venting
- Design certified for direct and non-direct applications

### Installation Features
- Left or right utility connection

### Warranties*
- 10 year limited parts warranty
- Lifetime limited heat exchanger warranty

* On-line registration required within 60 days of installation. Warranty terms will be impacted if registration not completed on time. See warranty certificate for complete details.

| Model No. | Input (Btuh) | Output (Btuh) | AFUE (%) | Nom. Cooling Capacity | Max. Time Delay Breaker or Fuse | Nominal F.L.A. | Supply W x D | Return W x D | Approx. Ship Weight (lbs.) |
|---|---|---|---|---|---|---|---|---|---|
| 92G1DF045BP12 | 44,000 | 42,000 | 92.1 | 2.5-3.0 | 15 | 6.1 | 16 x 20-1/8 | 16-3/8 x 19-1/2 | 124 |
| 92G1DF070BP12 | 66,000 | 62,000 | 92.1 | 2.5-3.0 | 15 | 6.1 | 16 x 20-1/8 | 16-3/8 x 19-1/2 | 129 |
| 92G1DF090CP16 | 88,000 | 84,000 | 92.1 | 3.0-4.0 | 15 | 8.2 | 19-1/2 x 20-1/8 | 19-7/8 x 19-1/2 | 147 |
| 92G1DF110CP20 | 110,000 | 104,000 | 92.1 | 4.0-5.0 | 20 | 11.5 | 19-1/2 x 20-1/8 | 19-7/8 x 19-1/2 | 162 |

### Furnaces

**Prices Available on Request**

| Dimensions (H x W x D) (In.) | STD PKG | U/M | BERCOR NUMBER | DESCRIPTION |
|---|---|---|---|---|
| 33 x 17-1/2 x 28-1/2 | 1 | EA | 84416 | 92G1DF045BP12 92% 45K 3T DOWNFLOW FURNACE |
| 33 x 17-1/2 x 28-1/2 | 1 | EA | 84417 | 92G1DF070BP12 92% 70K 3T DOWNFLOW FURNACE |
| 33 x 21 x 28-1/2 | 1 | EA | 84418 | 92G1DF090CP16 92% 90K 4T DOWNFLOW FURNACE |
| 33 x 21 x 28-1/2 | 1 | EA | 84419 | 92G1DF110CP20 92% 110K 5T DOWNFLOW FURNACE |

### Accessories

| STD PKG | U/M | BERCOR NUMBER | DESCRIPTION |
|---|---|---|---|
| 1 | EA | 85411 | 11K50 LP KIT F/80 THRU 95 SINGLE STG |
| 1 | EA | 84341 | 51W11 2" AND 3" FLUSH MOUNT TERMINATION KIT |
| 1 | EA | 84338 | 68W62 17.5" RETURN AIR BASE |
| 1 | EA | 84339 | 68W63 21" RETURN AIR BASE |
| 1 | EA | 84340 | 68W64 24.5" RETURN AIR BASE |
| 1 | EA | 63861 | 68W80 SINGLE STAGE NIGHT SERVICE KIT |
| 1 | EA | 84342 | 71M80 2" W/ 1-1/2"ACCELARATOR CONCENTRIC VENT KIT |
| 4 | EA | 84343 | CVENT-2 2" CONCENTRIC VENT KIT 69M29 |
| 4 | EA | 84344 | CVENT-3 3" CONCENTRIC VENT KIT 60L46 |
| 6 | EA | 84445 | HVENT-2 2IN HORIZ TERM KIT |
| 6 | EA | 84446 | HVENT-3 3IN HORIZ TERM KIT |

# 80G2UH Series Gas Furnaces

## Upflow/Horizontal, Two-Stage, Variable-Speed



### Heat Exchanger Design
- Crimped no-weld aluminized clam shell heat exchanger construction

### Air Delivery System
- ECM™ variable speed blower motor
- Easily removable slide-out blower design

### Controls
- Self diagnostics saves last 5 fault codes regardless of power interruption

### Specifications
- Gas Inlet: 1/2"
- Volts/Hz/Phase: 120/60/1
- Trans. (V.A.): 40

### Installation Features
- Left or right utility connection
- Zero step horizontal conversion
- Removable floor base for bottom return air

### Venting
- Rotatable draft inducer for venting flexibility

### Warranties*
- 10 year limited parts warranty
- Lifetime limited heat exchanger warranty

* On-line registration required within 60 days of installation. Warranty terms will be impacted if registration not completed on time. See warranty certificate for complete details.

| Model No. | Input (Btuh) | Output (Btuh) | AFUE (%) | Nom. Cooling Capacity (Tons) | Max. Time Delay Breaker or Fuse | Nominal F.L.A. | Supply W x D (In) | Return W x D (In) | Approx. Ship Weight (Lbs) |
|---|---|---|---|---|---|---|---|---|---|
| 80G2UH070AV12 | 66,000 | 52,800 | 80.0 | 3 | 15 | 7.7 | 13-3/8 x 19-1/2 | 23 x 14 | 128 |
| 80G2UH090BV16 | 88,000 | 70,400 | 80.0 | 4 | 20 | 12.8 | 16-3/8 x 19-1/2 | 23 x 14 | 154 |
| 80G2UH110CV20 | 110,000 | 88,000 | 80.0 | 5 | 20 | 12.8 | 19-7/8 x 19-1/2 | 23 x 14 | 181 |

### Furnaces

**Prices Available on Request**

| Dimensions (H x W x D) (In.) | STD PKG | U/M | BERCOR NUMBER | DESCRIPTION |
|---|---|---|---|---|
| 33 x 14-1/2 x 28-3/8 | 1 | EA | 84413 | 80G2UH070AV12 80% 70K 3T UPFLOW/HORIZ FURNACE 2 STAGE VARIABLE SPEED |
| 33 x 17-1/2 x 28-3/8 | 1 | EA | 84414 | 80G2UH090BV16 80% 90K 4T UPFLOW/HORIZ FURNACE 2 STAGE VARIABLE SPEED |
| 33 x 21 x 28-3/8 | 1 | EA | 84415 | 80G2UH110CV20 80% 110K 5T UPFLOW/HORIZ FURNACE 2 STAGE VARIABLE SPEED |

### Accessories

| STD PKG | U/M | BERCOR NUMBER | DESCRIPTION |
|---|---|---|---|
| 1 | EA | 63872 | 68W81 TWO STAGE NIGHT SERVICE KIT |
| 1 | EA | 84337 | 68W61 14.5" RETURN AIR BASE |
| 1 | EA | 84338 | 68W62 17.5" RETURN AIR BASE |
| 1 | EA | 84339 | 68W63 21" RETURN AIR BASE |
| 1 | EA | 84259 | 77W08 LP KIT F/ 80% 2 STAGE FURNACE |

# 80G1UH Series Gas Furnaces

## Upflow/Horizontal, Single-Stage



### Heat Exchanger Design
- Crimped no-weld aluminized clam shell heat exchanger construction

### Air Delivery System
- Multi-speed PSC blower motor
- Easily removable slide-out blower design

### Controls
- Self diagnostics saves last 5 fault codes regardless of power interruption

### Specifications:
- Gas Inlet: 1/2"
- Volts/Hz/Phase: 120/60/1
- Trans. (V.A.): 40

### Installation Features
- Left or right utility connection
- Zero step horizontal conversion
- Removable floor base for bottom return air

### Venting
- Rotatable draft inducer for venting flexibility

### Warranties*
- 10 year limited parts warranty
- Lifetime limited heat exchanger warranty

* On-line registration required within 60 days of installation. Warranty terms will be impacted if registration not completed on time. See warranty certificate for complete details.

| Model No. | Input (Btuh) | Output (Btuh) | AFUE (%) | Nom. Cooling Capacity | Max. Time Delay Breaker or Fuse | Nominal F.L.A. | Supply (W x D) | Return (W x D) | Approx. Ship Weight (Lbs) |
|---|---|---|---|---|---|---|---|---|---|
| 80G1UH045AP12 | 44,000 | 35,200 | 80.0 | 2.0-3.0 | 15 | 6.1 | 13-3/8 x 19-1/2 | 23 x 14 | 110 |
| 80G1UH070AP08 | 66,000 | 52,800 | 80.0 | 1.5-2.0 | 15 | 3.1 | 13-3/8 x 19-1/2 | 23 x 14 | 114 |
| 80G1UH070AP12 | 66,000 | 52,800 | 80.0 | 2.0-3.0 | 15 | 6.1 | 13-3/8 x 19-1/2 | 23 x 14 | 119 |
| 80G1UH090BP12 | 88,000 | 70,400 | 80.0 | 2.0-3.0 | 15 | 6.1 | 16-3/8 x 19-1/2 | 23 x 14 | 131 |
| 80G1UH090BP16 | 88,000 | 70,400 | 80.0 | 3.0-4.0 | 15 | 8.2 | 16-3/8 x 19-1/2 | 23 x 14 | 183 |
| 80G1UH110CP12 | 110,000 | 88,000 | 80.0 | 2.0-3.0 | 15 | 6.1 | 19-3/8 x 19-1/2 | 23 x 14 | 144 |
| 80G1UH110CP16 | 110,000 | 88,000 | 80.0 | 3.0-4.0 | 15 | 8.2 | 19-3/8 x 19-1/2 | 23 x 14 | 151 |
| 80G1UH110CP20 | 110,000 | 88,000 | 80.0 | 4.0-5.0 | 15 | 10 | 19-3/8 x 19-1/2 | 23 x 14 | 161 |
| 80G1UH135DP20 | 132,000 | 105,600 | 80.0 | 4.0-5.0 | 15 | 10 | 23-3/8 x 19-1/2 | 23 x 14 | 174 |

### Furnaces

**Prices Available on Request**

| Dimensions (H x W x D) (In.) | STD PKG | U/M | BERCOR NUMBER | DESCRIPTION |
|---|---|---|---|---|
| 33 x 14-1/2 x 28-3/8 | 1 | EA | 84404 | 80G1UH045AP12 80% 45K 3T UPFLOW/HORIZ FURNACE |
| 33 x 14-1/2 x 28-3/8 | 1 | EA | 84405 | 80G1UH070AP08 80% 70K 2T UPFLOW/HORIZ FURNACE |
| 33 x 14-1/2 x 28-3/8 | 1 | EA | 84406 | 80G1UH070AP12 80% 70K 3T UPFLOW/HORIZ FURNACE |
| 33 x 17-1/2 x 28-3/8 | 1 | EA | 84407 | 80G1UH090BP12 80% 90K 3T UPFLOW/HORIZ FURNACE |
| 33 x 17-1/2 x 28-3/8 | 1 | EA | 84408 | 80G1UH090BP16 80% 90K 4T UPFLOW/HORIZ FURNACE |
| 33 x 21 x 28-3/8 | 1 | EA | 84409 | 80G1UH110CP12 80% 110K 3T UPFLOW/HORIZ FURNACE |
| 33 x 21 x 28-3/8 | 1 | EA | 84410 | 80G1UH110CP16 80% 110K 4T UPFLOW/HORIZ FURNACE |
| 33 x 21 x 28-3/8 | 1 | EA | 84411 | 80G1UH110CP20 80% 110K 5T UPFLOW/HORIZ FURNACE |
| 33 x 24-1/2 x 28-3/8 | 1 | EA | 84412 | 80G1UH135DP20 80% 135K 5T UPFLOW/HORIZ FURNACE |

### Accessories

| STD PKG | U/M | BERCOR NUMBER | DESCRIPTION |
|---|---|---|---|
| 1 | EA | 84331 | 72W47 LP KIT |
| 1 | EA | 63861 | 68W80 SINGLE STAGE NIGHT SERVICE KIT |
| 1 | EA | 84337 | 68W61 14.5" RETURN AIR BASE |
| 1 | EA | 84338 | 68W62 17.5" RETURN AIR BASE |
| 1 | EA | 84339 | 68W63 21" RETURN AIR BASE |
| 1 | EA | 84340 | 68W64 24.5" RETURN AIR BASE |

# 80G1DF Series Gas Furnace

## Downflow, Single-Stage



### Heat Exchanger Design

- Crimped no-weld aluminized clam shell heat exchanger construction

### Air Delivery System

- Multi-speed PSC blower motor
- Easily removable slide-out blower design

### Controls

- Self diagnostics saves last 5 fault codes regardless of power interruption

### Specifications

- Gas Inlet: 1/2"
- Volts/Hz/Phase: 120/60/1
- Trans. (V.A.): 40

### Installation Features

- Left or right utility connection

### Venting

- Rotatable draft inducer for venting flexibility

### Warranties*

- 10 year limited parts warranty
- Lifetime limited heat exchanger warranty

* On-line registration required within 60 days of installation. Warranty terms will be impacted if registration not completed on time. See warranty certificate for complete details.

| Model No. | Input (Btuh) | Output (Btuh) | AFUE (%) | Nom. Cooling Capacity | Max. Time Delay Breaker or Fuse | Nominal F.L.A. | Supply (W x D) | Return (W x D) | Approx. Ship Weight (lbs.) |
|---|---|---|---|---|---|---|---|---|---|
| 80G1DF045AP12 | 44,000 | 35,200 | 80.0 | 2.0-3.0 | 15 | 6.1 | 13 x 19-1/4 | 13-3/8 x 19-1/2 | 112 |
| 80G1DF070AP12 | 66,000 | 52,800 | 80.0 | 2.0-3.0 | 15 | 6.1 | 13 x 19-1/4 | 13-3/8 x 19-1/2 | 121 |
| 80G1DF090BP16 | 88,000 | 70,400 | 80.0 | 3.0-4.0 | 15 | 8.2 | 16 x 19-1/4 | 16-3/8 x 19-1/2 | 140 |
| 80G1DF110CP20 | 110,000 | 88,000 | 80.0 | 4.0-5.0 | 15 | 10.0 | 19-1/2 x 19-1/4 | 19-7/8 x 19-1/2 | 163 |

### Furnaces

**Prices Available on Request**

| Dimensions (H x W x D) (In.) | STD PKG | U/M | BERCOR NUMBER | DESCRIPTION |
|---|---|---|---|---|
| 33 x 14-1/2 x 28-3/8 | 1 | EA | 84400 | 80G1DF045AP12 80% 45K 3T DOWNFLOW FURNACE |
| 33 x 14-1/2 x 28-3/8 | 1 | EA | 84401 | 80G1DF070AP12 80% 70K 3T DOWNFLOW FURNACE |
| 33 x 17-1/2 x 28-3/8 | 1 | EA | 84402 | 80G1DF090BP16 80% 90K 4T DOWNFLOW FURNACE |
| 33 x 21 x 28-3/8 | 1 | EA | 84403 | 80G1DF110CP20 80% 110K 5T DOWNFLOW FURNACE |

### Accessories

| STD PKG | U/M | BERCOR NUMBER | DESCRIPTION |
|---|---|---|---|
| 1 | EA | 84331 | 72W47 LP KIT |
| 1 | EA | 63861 | 68W80 SINGLE STAGE NIGHT SERVICE KIT |
| 1 | EA | 84337 | 68W61 14.5" RETURN AIR BASE |
| 1 | EA | 84338 | 68W62 17.5" RETURN AIR BASE |
| 1 | EA | 84339 | 68W63 21" RETURN AIR BASE |
| 1 | EA | 84340 | 68W64 24.5" RETURN AIR BASE |

# 4AC18LT Series Condensing Units

## 18 SEER, 2-Stage, Split-System, R-410A



### Compressor

- High-efficiency 2-stage Copeland UltraTech™ scroll compressor
- Grommet-mounted compressor for quiet operation
- Internally protected against high temperature motor overload conditions
- Heavy-duty compressor sound blanket for quiet operation

### Cabinet

- Full metal louvered panels remove with just two screws per panel for easy coil cleaning and service
- Rounded corners for safety and attractive, clean appearance
- Baked polyester paint finish over galvanized steel for maximum durability
- PVC coated wire fan discharge grill
- External gauge ports for easy service
- Controls located in corner post for easy installation and service

### Coils

- Enhanced aluminum fins and copper tubing for higher efficiency and capacity
- Raised coil prevents debris from collecting in bottom of coil and causing loss of airflow

### Components

- Service valves positioned for quick installation and easy service
- Variable speed condenser fan motor with swept-wing fan blade
- High and low pressure switches factory installed
- ComfortAlert 2™ diagnostics is factory installed
- Factory installed crank case heater
- Charged for 15 ft. of line set

### Warranties*

- 10 year limited parts warranty
- 10 year limited compressor warranty

* On-line registration required within 60 days of installation. Warranty terms will be impacted if registration not completed on time. See warranty certificate for complete details.

| Model No. | Voltage/ Hz/Phase | Voltage Range | Min. Circuit Amp. | Max. Overcurrent Device (Amps) | Compressor | | Fan Motor | | | Refrig. Charge (Oz.) | Weight (Lbs.) |
|---|---|---|---|---|---|---|---|---|---|---|---|
| | | | | | Rated Load (Amps) | Locked Rotor (Amps) | Rated Load (Amps) | Rated HP | Nom. RPM | | |
| 4AC18LT24 | 230/60/1 | 216-253 | 15.6 | 25 | 10.2 | 52.0 | .7 | 1/3 | 825 | 302 | 297 |
| 4AC18LT36 | 230/60/1 | 216-253 | 23.7 | 40 | 16.6 | 82.0 | .6 | 1/3 | 825 | 240 | 297 |
| 4AC18LT48 | 230/60/1 | 216-253 | 29.3 | 50 | 21.1 | 96.0 | .8 | 1/3 | 825 | 252 | 297 |
| 4AC18LT60 | 230/60/1 | 216-253 | 34.4 | 60 | 25.6 | 118.0 | .8 | 1/3 | 825 | 244 | 321 |

### Condensing Units

**Prices Available on Request**

| Dimensions (H x W x D) (In.) | STD PKG | U/M | BERCOR NUMBER | DESCRIPTION |
|---|---|---|---|---|
| 44 x 37-2/3 x 35-2/3 | 1 | EA | 84464 | 4AC18LT24P 18 SEER 2T CONDENSER |
| 44 x 37-2/3 x 35-2/3 | 1 | EA | 84461 | 4AC18LT36P 18 SEER 3T CONDENSER |
| 44 x 37-2/3 x 35-2/3 | 1 | EA | 84462 | 4AC18LT48P 18 SEER 4T CONDENSER |
| 44 x 37-2/3 x 35-2/3 | 1 | EA | 84463 | 4AC18LT60P 18 SEER 5T CONDENSER |

### Accessories

| For Use With | STD PKG | U/M | BERCOR NUMBER | DESCRIPTION |
|---|---|---|---|---|
| 4AC18LT24-60 | 1 | EA | 61692 | 34M72 LOW AMBIENT KIT |
| 4AC18LT24-36 | 1 | EA | 67835 | A4TXV01-1 R-410A EXPANSION VALVE |
| 4AC18LT48-60 | 1 | EA | 67839 | H4TXV03-1 R-410A EXPANSION VALVE |
| 4AC18LT24-60 | 1 | EA | 86920 | 93G35 FREEZE THERMOSTAT |
| All | 1 | EA | 86229 | 47J27 LB-50709BK OFF CONTROL-TIMED |
| All | 1 | EA | 84871 | 85W66 608261-01 BLOWER RELAY KIT |

# 4AC16LT Series Condensing Units

## 16 SEER, 2-Stage, Split-System, R-410A



### Compressor

- High-efficiency 2-stage Copeland UltraTech™ scroll compressor
- Grommet-mounted compressor for quiet operation
- Internally protected against high temperature motor overload conditions
- Heavy-duty compressor sound blanket for quiet operation

### Cabinet

- Full metal louvered panels remove with just two screws per panel for easy coil cleaning and service
- Rounded corners for safety and attractive, clean appearance
- Baked polyester paint finish over galvanized steel for maximum durability
- PVC coated wire fan discharge grill
- External gauge ports for easy service
- Controls located in corner post for easy installation and service

### Coils

- Enhanced aluminum fins and copper tubing for higher efficiency and capacity
- Raised coil prevents debris from collecting in bottom of coil and causing loss of airflow

### Components

- Service valves positioned for quick installation and easy service
- High and low pressure switches factory installed
- ComfortAlert 2™ diagnostics is factory installed
- Factory installed crank case heater
- Charged for 15 ft. of line set

### Warranties*

- 10 year limited parts warranty
- 10 year limited compressor warranty

* On-line registration required within 60 days of installation. Warranty terms will be impacted if registration not completed on time. See warranty certificate for complete details.

| Model No. | Voltage/ Hz/Phase | Voltage Range | Min. Circuit. Amp | Max. Overcurrent Device (Amps) | Compressor | | Fan Motor | | | Refrig. Charge (Oz.) | Weight (Lbs.) |
|---|---|---|---|---|---|---|---|---|---|---|---|
| | | | | | Rated Load (Amps) | Locked Rotor (Amps) | Rated Load (Amps) | Rated HP | Nom. RPM | | |
| 4AC16LT24 | 230/60/1 | 197-253 | 13.9 | 20 | 11.4 | 52.0 | 1.1 | 1/5 | 1075 | 117 | 200 |
| 4AC16LT36 | 230/60/1 | 197-253 | 21.9 | 35 | 19.0 | 82.0 | 1.1 | 1/6 | 825 | 137 | 230 |
| 4AC16LT48 | 230/60/1 | 197-253 | 28.1 | 45 | 24.0 | 96.0 | 1.1 | 1/6 | 825 | 180 | 262 |
| 4AC16LT60 | 230/60/1 | 197-253 | 33.8 | 55 | 26.0 | 118.0 | 1.7 | 1/4 | 825 | 214 | 310 |

### Condensing Units

**Prices Available on Request**

| Dimensions (H x W x D) (In.) | STD PKG | U/M | BERCOR NUMBER | DESCRIPTION |
|---|---|---|---|---|
| 29-3/4 x 26-3/4 x 24-3/4 | 1 | EA | 84457 | 4AC16LT24P 16 SEER 2T CONDENSER |
| 29-3/4 x 31-1/4 x 29-3/8 | 1 | EA | 84458 | 4AC16LT36P 16 SEER 3T CONDENSER |
| 37-3/4 x 31-1/4 x 29-3/8 | 1 | EA | 84459 | 4AC16LT48P 16 SEER 4T CONDENSER |
| 43-3/4 x 31-1/4 x 29-3/8 | 1 | EA | 84460 | 4AC16LT60P 16 SEER 5T CONDENSER |

### Accessories

| For Use With | STD PKG | U/M | BERCOR NUMBER | DESCRIPTION |
|---|---|---|---|---|
| 4AC16LT24-60 | 1 | EA | 61692 | 34M72 LOW AMBIENT KIT |
| 4AC16LT24-60 | 1 | EA | 61702 | 45F08 T6-1469 COMPRESSOR LOW AMBIENT CUT-OFF |
| 4AC16LT24-36 | 1 | EA | 67835 | A4TXV01-1 R-410A EXPANSION VALVE |
| 4AC16LT48-60 | 1 | EA | 67836 | A4TXV02-1 R-410A EXPANSION VALVE |
| All | 1 | EA | 86920 | 93G35 FREEZE THERMOSTAT |
| All | 1 | EA | 86229 | 47J27 LB-50709BK OFF CONTROL-TIMED |
| All | 1 | EA | 84871 | 85W66 608261-01 BLOWER RELAY KIT |

# 4AC14L Series Condensing Units

## 14 SEER, Split-System, R-410A



### Features

- Durable compressors with internal pressure relief valves and inherent thermal protection
- High-quality condenser coil with copper tubing and enhanced louvered fin for maximum heat transfer capacity
- Top discharge directs hot air and sound away from living area and shrubbery
- All units are factory run tested
- Available with louvered panel coil protection
- Easy access to electrical panels, pre-wired for easy hook-up to internal components
- 45-degree service valves for easy hook-up service
- Liquid line filter drier shipped loose
- UL and ULC approved and AHRI listed
- Charged for 15 feet of line set
- **Warranties***
- 10 year limited parts warranty
- 10 year limited compressor warranty

* On-line registration required within 60 days of installation. Warranty terms will be impacted if registration not completed on time. See warranty certificate for complete details.

| Model No. | Voltage/ Hz/Phase | Voltage Range | Min. Circuit. Amp | Max. Overcurrent Device (Amps) | Compressor | | Fan Motor | | | Refrig. Charge (Oz) | Weight (Lbs) |
|---|---|---|---|---|---|---|---|---|---|---|---|
| | | | | | Rated Load (Amps) | Locked Rotor (Amps) | Rated Load (Amps) | Rated HP | Nom. RPM | | |
| 4AC14L18P | 208-230/60/1 | 197-253 | 12.4 | 20 | 9.4 | 56.6 | .7 | 1/10 | 1075 | 77 | 150 |
| 4AC14L24P | 208-230/60/1 | 197-253 | 15.0 | 25 | 11.2 | 60.8 | 1.0 | 1/6 | 825 | 86 | 160 |
| 4AC14L30P | 208-230/60/1 | 197-253 | 17.0 | 25 | 12.8 | 67.8 | 1.0 | 1/6 | 825 | 100 | 180 |
| 4AC14L36P | 208-230/60/1 | 197-253 | 18.6 | 30 | 14.1 | 83 | 1.0 | 1/6 | 825 | 102 | 185 |
| 4AC14L41P | 208-230/60/1 | 197-253 | 22.6 | 35 | 16.7 | 79 | 1.7 | 1/4 | 825 | 161 | 210 |
| 4AC14L42P | 208-230/60/1 | 197-253 | 24.1 | 40 | 17.9 | 113 | 1.7 | 1/4 | 825 | 160 | 208 |
| 4AC14L47P | 208-230/60/1 | 197-253 | 26.7 | 45 | 19.9 | 109 | 1.8 | 1/3 | 825 | 179 | 251 |
| 4AC14L48P | 208-230/60/1 | 197-253 | 26.6 | 45 | 19.8 | 109 | 1.7 | 1/4 | 825 | 174 | 220 |
| 4AC14L59P | 208-230/60/1 | 197-253 | 34.1 | 50 | 25.0 | 134 | 1.8 | 1/3 | 825 | 178 | 235 |
| 4AC14L60P | 208-230/60/1 | 197-253 | 34.8 | 60 | 26.4 | 134 | 1.8 | 1/3 | 825 | 192 | 253 |

### Condensing Units

**Prices Available on Request**

| Dimensions (H x W x D) (In.) | STD PKG | U/M | BERCOR NUMBER | DESCRIPTION |
|---|---|---|---|---|
| 24.25 x 24.25 x 29 | 1 | EA | 84450 | 4AC14L18P 14 SEER 1.5T CONDENSER 51W80 |
| 28.25 x 28.25 x 29 | 1 | EA | 84640 | 4AC14L24P 14 SEER 2T CONDENSER 96W62 |
| 28.25 x 28.25 x 37 | 1 | EA | 84452 | 4AC14L30P 14 SEER 2.5T CONDENSER 51W82 |
| 28.25 x 28.25 x 37 | 1 | EA | 84453 | 4AC14L36P 14 SEER 3T CONDENSER 51W83 |
| 28.25 x 28.25 x 37 | 1 | EA | 84454 | 4AC14L42P 14 SEER 3.5T CONDENSER 51W84 |
| 28.25 x 28.25 x 33 | 1 | EA | 84329 | 4AC14L41 14 SEER 3.5T CONDENSER |
| 28.25 x 28.25 x 37 | 1 | EA | 84330 | 4AC14L47 14 SEER 4T CONDENSER |
| 28.25 x 28.25 x 33 | 1 | EA | 84641 | 4AC14L48P 14 SEER 4T CONDENSER 96W63 |
| 32.25 x 32.25 x 37 | 1 | EA | 84642 | 4AC14L59P 14 SEER 4T CONDENSER 51W87 |
| 32.25 x 32.25 x 37 | 1 | EA | 84456 | 4AC14L60P 14 SEER 5T CONDENSER 51W86 |

### Accessories

| For Use With | STD PKG | U/M | BERCOR NUMBER | DESCRIPTION |
|---|---|---|---|---|
| 4AC14L18-60 | 1 | EA | 61702 | 45F08 T6-1469 COMPRESSOR LOW AMBIENT CUT-OFF |
| 4AC14L18-36 | 1 | EA | 67835 | A4TXV01-1 R-410A EXPANSION VALVE |
| 4AC14L41-60 | 1 | EA | 67836 | A4TXV02-1 R-410A EXPANSION VALVE |
| All | 1 | EA | 61692 | 34M72 LOW AMBIENT KIT |
| All | 1 | EA | 86229 | 47J27 LB-50709BK OFF CONTROL-TIMED |
| All | 1 | EA | 86920 | 93G35 FREEZE THERMOSTAT |

# 4AC13L Series Condensing Units

## 13 SEER, Split-System, R-410A



### Features

- High-quality condenser coil with copper tubing and enhanced louvered fin for maximum heat transfer capacity
- Top discharge directs hot air and sound away from living area and shrubbery
- All units are factory run tested
- Available with louvered panel coil protection
- Easy access to electrical panels
- Corner mounted service valves for easy hook-up service
- Liquid line filter drier shipped loose
- ETL and ETLC approved and AHRI certified.
- Charged for 15 feet of line set

### Warranties*

- 10 year limited parts warranty
- 10 year limited compressor warranty

* On-line registration required within 60 days of installation. Warranty terms will be impacted if registration not completed on time. See warranty certificate for complete details.

| Model No. | Voltage/Hz/ Phase | Voltage Range | Min. Circuit Amp. | Max. Overcurrent Device (Amps) | Compressor | | Fan Motor | | | Service Valve Size | Weight (Lbs) |
|---|---|---|---|---|---|---|---|---|---|---|---|
| | | | | | Rated Load (Amps) | Locked Rotor (Amps) | Rated Load (Amps) | Rated HP | Nom. RPM | | |
| 4AC13L18P | 208-230/60/1 | 197-253 | 10.9 | 15 | 8.1 | 39 | 0.7 | 1/10 | 1010 | 5/8 | 136 |
| 4AC13L24P | 208-230/60/1 | 197-253 | 14.1 | 20 | 10.7 | 53 | 0.7 | 1/10 | 1010 | 5/8 | 137 |
| 4AC13L30P | 208-230/60/1 | 197-253 | 15.6 | 25 | 11.6 | 59 | 1.1 | 1/5 | 1090 | 3/4 | 147 |
| 4AC13L36P | 208-230/60/1 | 197-253 | 20.1 | 35 | 15.2 | 70 | 1.1 | 1/5 | 1090 | 3/4 | 149 |
| 4AC13L42P | 208-230/60/1 | 197-253 | 28.1 | 45 | 21.1 | 90 | 1.7 | 1/4 | 825 | 3/4 | 194 |
| 4AC13L48P | 208-230/60/1 | 197-253 | 31.9 | 50 | 24.1 | 100 | 1.7 | 1/4 | 825 | 7/8 | 192 |
| 4AC13L60P | 208-230/60/1 | 197-253 | 29.4 | 60 | 22.1 | 120 | 1.7 | 1/4 | 830 | 7/8 | 205 |

### Condensing Units

**Prices Available on Request**

| Dimensions (H x W x D) (In.) | STD PKG | U/M | BERCOR NUMBER | DESCRIPTION |
|---|---|---|---|---|
| 25 x 24-1/4 x 24-1/4 | 1 | EA | 84627 | 4AC13L18P 1.5 TON 208/230/1 R410 CONDENSER |
| 25 x 24-1/4 x 24-1/4 | 1 | EA | 84628 | 4AC13L24P 2 TON 208/230/1 R410 CONDENSER |
| 29 x 24-1/4 x 24-1/4 | 1 | EA | 84262 | 4AC13L30P 2.5 TON 208/230/1 R410 CONDENSER |
| 29 x 24-1/4 x 24-1/4 | 1 | EA | 84630 | 4AC13L36P 3 TON 208/230/1 R410 CONDENSER (51W69) |
| 29 x 28-1/4 x 28-1/4 | 1 | EA | 84631 | 4AC13L42P 3.5 TON 208/230/1 R410 CONDENSER |
| 33 x 28-1/4 x 28-1/4 | 1 | EA | 84632 | 4AC13L48P 4 TON 208/230/1 R410 CONDENSER (92W01) |
| 29 x 28-1/4 x 28-1/4 | 1 | EA | 84633 | 4AC13L60P 5 TON 208/230/1 R410 CONDENSER (92W02) |

### Accessories

| For Use With | STD PKG | U/M | BERCOR NUMBER | DESCRIPTION |
|---|---|---|---|---|
| 4AC13L18-60 | 1 | EA | 61692 | 34M72 LOW AMBIENT KIT |
| 4AC13L18-36 | 1 | EA | 67835 | A4TXV01-1 R-410A EXPANSION VALVE |
| 4AC13L42-60 | 1 | EA | 67836 | A4TXV02-1 R-410A EXPANSION VALVE |
| 3/8" Tubing | 1 | EA | 86920 | 93G35 FREEZE THERMOSTAT |

# Nitrogen Charged Condensing Units

## 13 SEER, Split System, 1 & 3 Phase



- Nitrogen charged for replacement of R-22 components only
- High-quality condenser coil with copper tubing and enhanced louvered fin for maximum heat transfer capacity
- Top discharge directs hot air away from living area and shrubbery
- All units factory run tested
- Available with wire guard coil protection
- Easy access to electrical panels
- Corner mounted service valves for easy hook-up and service
- All units UL and ULC approved
- 5-year limited warranty on compressor
- 5-year limited warranty on all parts

### Cooling Performance with Evaporator Coils

| Outdoor Model | Indoor Model Evaporator Coil | SEER | EER | Rated Capacity BTUH | Sensible Capacity BTUH | CFM | Refrigerant Connection | | | | Refrigerant Line Size | | Indoor Expansion Device | |
|---|---|---|---|---|---|---|---|---|---|---|---|---|---|---|
| | | | | | | | Outdoor | | Indoor | | Suction | Liquid | Piston | TXV |
| | | | | | | | Suction | Liquid | Suction | Liquid | | | | |
| 13ACDL018 | E(U,C,M,H)1P18A,B+TDR | 13.0 | 11.0 | 17,700 | 13,600 | 600 | 3/4 | 3/8 | 3/4 | 3/8 | 3/4 | 3/8 | 0.055 | A2TXV01 |
| 13ACDL024 | E(U,C,M,H)1P24A,B+TDR | 13.0 | 11.0 | 23,400 | 18,700 | 800 | 3/4 | 3/8 | 3/4 | 3/8 | 3/4 | 3/8 | 0.062 | A2TXV01 |
| 13ACDL030 | E(U,C,M,H)1P24A,B+TDR | 13.0 | 11.0 | 28,000 | 21,300 | 900 | 3/4 | 3/8 | 3/4 | 3/8 | 3/4 | 3/8 | 0.067 | A2TXV01 |
| 13ACDL036 | E(U,C,M,H)1P36B,C+TDR | 13.0 | 11.0 | 35,000 | 27,700 | 1200 | 7/8 | 3/8 | 3/4 | 3/8 | 7/8 | 3/8 | 0.076 | A2TXV01 |
| 13ACDL042 | E(U,C,M,H)1P43B,C+TDR | 13.0 | 11.0 | 41,500 | 32,400 | 1400 | 7/8 | 3/8 | 7/8 | 3/8 | 7/8 | 3/8 | 0.080 | A2TXV02 |
| 13ACDL048 | E(U,C,M,H)1P50C+TDR | 13.0 | 11.0 | 45,500 | 35,500 | 1600 | 7/8 | 3/8 | 7/8 | 3/8 | 7/8 | 3/8 | 0.089 | A2TXV02 |
| 13ACDL060 | E(U,C,M,H)1P150C+TDR | 13.0 | 11.0 | 58,000 | 44,100 | 1750 | 1-1/8 | 3/8 | 7/8 | 3/8 | 1-1/8 | 3/8 | 0.099 | H2TXV03 |
| 2SCU13LC136T | E(U,C,M,H)1P36B,C | 13.0 | 11.0 | 34,800 | 25,800 | 1200 | 7/8 | 3/8 | 3/4 | 3/8 | 7/8 | 3/8 | 0.076 | A2TXV01 |
| 2SCU13LC148T | E(U,C,M,H)1P50C | 13.0 | 11.0 | 45,500 | 34,100 | 1600 | 7/8 | 3/8 | 7/8 | 3/8 | 7/8 | 3/8 | 0.091 | A2TXV02 |
| 2SCU13LC160T | E(U,C,M,H)1P49C | 13.0 | 11.0 | 58,000 | 44,100 | 1800 | 7/8 | 3/8 | 7/8 | 3/8 | 1-1/8 | 3/8 | 0.099 | H2TXV03 |

### 1 Phase Condensing Units

**Prices Available on Request**

| Dimensions (H x W x D) (In.) | STD PKG | U/M | BERCOR NUMBER | DESCRIPTION |
|---|---|---|---|---|
| 25 x 24-1/4 x 24-1/4 | 1 | EA | 84050 | 13ACDL018 1.5 TON NITROGEN CHARGED R22 LOUVERED CONDENSER 90W88 |
| 25 x 24-1/4 x 24-1/4 | 1 | EA | 84051 | 13ACDL024 2 TON NITROGEN CHARGED R22 LOUVERED CONDENSER 90W89 |
| 33 x 24-1/4 x 24-1/4 | 1 | EA | 84052 | 13ACDL030 2.5 TON NITROGEN CHARGED R22 LOUVERED CONDENSER 90W90 |
| 33 x 24-1/4 x 24-1/4 | 1 | EA | 84053 | 13ACDL036 3 TON NITROGEN CHARGED R22 LOUVERED CONDENSER 90W91 |
| 29 x 28-1/4 x 28-1/4 | 1 | EA | 84054 | 13ACDL042 3.5 TON NITROGEN CHARGED R22 LOUVERED CONDENSER 90W92 |
| 37 x 28-1/4 x 28-1/4 | 1 | EA | 84055 | 13ACDL048 4 TON NITROGEN CHARGED R22 LOUVERED CONDENSER 90W93 |
| 33 x 28-1/4 x 28-1/4 | 1 | EA | 84056 | 13ACDL060 5 TON NITROGEN CHARGED R22 LOUVERED CONDENSER 90W94 |

### 3 Phase Condensing Units

| | | | | |
|---|---|---|---|---|
| 33-3/4 x 24-3/4 x 26-3/4 | 1 | EA | 84064 | 2SCU13LC136T 3T 208/230V 3PH NITROGEN R22 CONDENSER 1.332041 |
| 37-3/4 x 29-3/8 x 31-1/4 | 1 | EA | 84065 | 2SCU13LC148T 4T 208/230V 3PH NITROGEN R22 CONDENSER 1.332042 |
| 33-3/4 x 29-3/8 x 31-1/4 | 1 | EA | 84066 | 2SCU13LC160T 5T 208/230V 3PH NITROGEN R22 CONDENSER 1.332043 |

### Accessories

| For Models | STD PKG | U/M | BERCOR NUMBER | DESCRIPTION |
|---|---|---|---|---|
| 1-1/2, 2, 2-1/2 & 3 Ton Units | 1 | EA | 61148 | A2TXV01 R22 EXPANSION VALVE |
| 3-1/2 & 4 Ton Units | 1 | EA | 61151 | A2TXV02 R22 EXPANSION VALVE |
| 5 Ton Units | 1 | EA | 61157 | H2TXV03 R22 EXPANSION VALVE |
| All 13ACDL & 2SCU13 | 1 | EA | 61702 | 45F08 T6-1469 COMPRESSOR LOW AMBIENT CUT-OFF |
| All 13ACDL & 2SCU13 | 1 | EA | 67388 | 24H77 LOW AMBIENT KIT F/SCU13 |
| 3/8" Tubing | 1 | EA | 86920 | 93G35 FREEZE THERMOSTAT |

# EC1P Cased Evaporator Coils

## Upflow and Counterflow

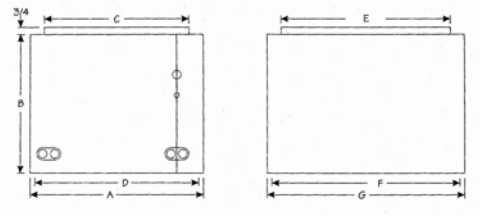


- Microban® antimicrobial additive in the drain pan to resist mold and mildew growth
- Insulated galvanized steel coil case with durable embossed finish
- Interlocking door assemblies and snug line seal grommets to minimize air leakage
- External cabinet mounted distributor body designed for easy changing of orifice sizes and fast TXV connections
- Foil-face insulation for easy cleaning
- Two dual drain connections on front of coil for installation flexibility of drain lines around furnace vent and utility connections
- 10 year limited parts warranty with system registration

| Model Number | A (In.) | B (In.) | C (In.) | D (In.) | E (In.) | F (In.) | G (In.) | Orifice | Refrigerant Connections | | Weight (Lbs.) |
|---|---|---|---|---|---|---|---|---|---|---|---|
| | | | | | | | | | Liquid (In.) | Vapor (In.) | |
| EC1P23AL-1 | 14-1/2 | 18-1/2 | 13 | 13-1/2 | 18 | 20-1/2 | 21 | .057 | 3/8 | 3/4 | 39 |
| EC1P23BL-1 | 17-1/2 | 18-1/2 | 16 | 16-1/2 | 18 | 20-1/2 | 21 | .057 | 3/8 | 3/4 | 41 |
| EC1P24AL-1 | 14-1/2 | 20-1/2 | 13 | 13-1/2 | 18 | 20-1/2 | 21 | .057 | 3/8 | 3/4 | 37 |
| EC1P24BL-1 | 17-1/2 | 20-1/2 | 16 | 16-1/2 | 18 | 20-1/2 | 21 | .062 | 3/8 | 3/4 | 40 |
| EC1P29AL-1 | 14-1/2 | 25-1/2 | 13 | 13-1/2 | 18 | 20-1/2 | 21 | .065 | 3/8 | 3/4 | 47 |
| EC1P29BL-1 | 17-1/2 | 25-1/2 | 16 | 16-1/2 | 18 | 20-1/2 | 21 | .065 | 3/8 | 3/4 | 49 |
| EC1P30AL-1 | 14-1/2 | 24-1/2 | 13 | 13-1/2 | 18 | 20-1/2 | 21 | .065 | 3/8 | 3/4 | 45 |
| EC1P30BL-1 | 17-1/2 | 24-1/2 | 16 | 16-1/2 | 18 | 20-1/2 | 21 | .065 | 3/8 | 3/4 | 46 |
| EC1P30CL-1 | 21 | 24-1/2 | 19-1/2 | 20 | 18 | 20-1/2 | 21 | .070 | 3/8 | 3/4 | 50 |
| EC1P36AL-1 | 14-1/2 | 24-1/2 | 13 | 13-1/2 | 18 | 20-1/2 | 21 | .073 | 3/8 | 3/4 | 49 |
| EC1P36BL-1 | 17-1/2 | 24-1/2 | 16 | 16-1/2 | 18 | 20-1/2 | 21 | .073 | 3/8 | 3/4 | 51 |
| EC1P36CL-1 | 21 | 24-1/2 | 19-1/2 | 20 | 18 | 20-1/2 | 21 | .073 | 3/8 | 3/4 | 55 |
| EC1P36DL-1 | 24-1/2 | 24-1/2 | 23 | 23-1/2 | 18 | 20-1/2 | 21 | .076 | 3/8 | 3/4 | 57 |
| EC1P43BL-1 | 17-1/2 | 29-1/2 | 16 | 16-1/2 | 18 | 20-1/2 | 21 | .076 | 3/8 | 7/8 | 60 |
| EC1P43CL-1 | 21 | 29-1/2 | 19-1/2 | 20 | 18 | 20-1/2 | 21 | .076 | 3/8 | 7/8 | 63 |
| EC1P48BL-1 | 17-1/2 | 24-1/2 | 16 | 16-1/2 | 18 | 20-1/2 | 21 | .082 | 3/8 | 7/8 | 52 |
| EC1P48CL-1 | 21 | 24-1/2 | 19-1/2 | 20 | 18 | 20-1/2 | 21 | .082 | 3/8 | 7/8 | 55 |
| EC1P49CL-1 | 21 | 29-1/2 | 19-1/2 | 20 | 19 | 21-1/2 | 22 | .093 | 3/8 | 7/8 | 72 |
| EC1P50CL-1 | 21 | 27-1/2 | 19-1/2 | 20 | 18 | 20-1/2 | 21 | .082 | 3/8 | 7/8 | 66 |
| EC1P60DL-1 | 24-1/2 | 25-1/2 | 23 | 23-1/2 | 18 | 20-1/2 | 21 | .093 | 3/8 | 7/8 | 66 |
| EC1P62CL-1 | 21 | 31-1/2 | 19-1/2 | 20 | 19 | 21-1/2 | 22 | .093 | 3/8 | 7/8 | 76 |
| EC1P62DL-1 | 24-1/2 | 29-1/2 | 23 | 23-1/2 | 18 | 20-1/2 | 21 | .093 | 3/8 | 7/8 | 77 |

**Prices Available on Request**

| STD PKG | U/M | BERCOR NUMBER | DESCRIPTION |
|---|---|---|---|
| 1 | EA | 84601 | EC1P23AL-1 14.5W X 21D X 18.5H DUCANE CASED COIL |
| 1 | EA | 84602 | EC1P23BL-1 17.5W X 21D X 18.5H DUCANE CASED COIL |
| 1 | EA | 84603 | EC1P24AL-1 14.5W X 21D X 20.5H DUCANE CASED COIL |
| 1 | EA | 84604 | EC1P24BL-1 17.5W X 21D X 20.5H DUCANE CASED COIL |
| 1 | EA | 84605 | EC1P29AL-1 14.5W X 21D X 25.5H DUCANE CASED COIL |
| 1 | EA | 84606 | EC1P29BL-1 17.5W X 21D X 25.5H DUCANE CASED COIL |
| 1 | EA | 84607 | EC1P30AL-1 14.5W X 21D X 24.5H DUCANE CASED COIL |
| 1 | EA | 84608 | EC1P30BL-1 17.5W X 21D X 24.5H DUCANE CASED COIL |
| 1 | EA | 84609 | EC1P30CL-1 21W X 21D X 24.5H DUCANE CASED COIL |
| 1 | EA | 84610 | EC1P36AL-1 14.5W X 21D X 24.5H DUCANE CASED COIL |
| 1 | EA | 84611 | EC1P36BL-1 17.5W X 21D X 24.5H DUCANE CASED COIL |
| 1 | EA | 84612 | EC1P36CL-1 21W X 21D X 24.5H DUCANE CASED COIL |
| 1 | EA | 84613 | EC1P36DL-1 24.5W X 21D X 24.5H DUCANE CASED COIL |
| 1 | EA | 84614 | EC1P43BL-1 17.5W X 21D X 29.5H DUCANE CASED COIL |
| 1 | EA | 84615 | EC1P43CL-1 21W X 21D X 29.5H DUCANE CASED COIL |
| 1 | EA | 84616 | EC1P48BL-1 17.5W X 21D X 24.5H DUCANE CASED COIL |
| 1 | EA | 84617 | EC1P48CL-1 21W X 21D X 24.5H DUCANE CASED COIL |
| 1 | EA | 84618 | EC1P49CL-1 21W X 22D X 29.5H DUCANE CASED COIL |
| 1 | EA | 84619 | EC1P50CL-1 21W X 21D X 27.5H DUCANE CASED COIL |
| 1 | EA | 84620 | EC1P60DL-1 24.5W X 21D X 25.5H DUCANE CASED COIL |
| 1 | EA | 84621 | EC1P62CL-1 21W X 22D X 31.5H DUCANE CASED COIL |
| 1 | EA | 84622 | EC1P62DL-1 24.5W X 21D X 29.5H DUCANE CASED COIL |

# EH1P Cased Coils
## Horizontal

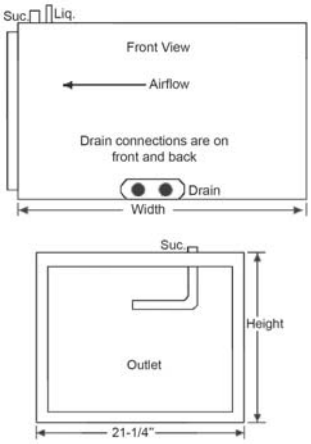


- Microban® antimicrobial additive in the drain pan to resist mold and mildew growth.
- Drain pan has trough to fully drain condensate away.
- Insulated galvanized steel coil case with durable embossed finish.
- Top, front, and back panels are removable for easy service or coil cleaning.
- Dual condensate drains on front and back of coil allows flexibility of placement to accommodate left or right airflow furnaces.
- Foil faced insulation for easy cleaning.
- Refrigerant connections on top of coil for ease of installation in left or right airflow furnaces.
- 5 year limited warranty or 10 year warranty with system registration

| Model Number | A (In.) | B (In.) | Supply C W (In.) | Supply D H (In.) | Return E W (In.) | Return F H (In.) | Orifice Size | Weight (Lbs) |
|---|---|---|---|---|---|---|---|---|
| EH1P23AM-1 | 14-1/2 | 26-1/2 | 19-3/4 | 13 | 20 | 13-1/2 | .057 | 38 |
| EH1P23BM-1 | 17-1/2 | 26-1/2 | 19-3/4 | 16 | 20 | 16-1/2 | .057 | 50 |
| EH1P29AM-1 | 14-1/2 | 31-1/2 | 19-3/4 | 13 | 20-1/4 | 13-1/2 | .065 | 56 |
| EH1P29BM-1 | 17-1/2 | 26-1/2 | 19-3/4 | 16 | 20 | 16-1/2 | .065 | 45 |
| EH1P36BM-1 | 17-1/2 | 26-1/2 | 19-3/4 | 16 | 20 | 16-1/2 | .073 | 56 |
| EH1P36CM-1 | 21 | 26-1/2 | 19-3/4 | 19-1/2 | 20 | 20 | .073 | 64 |
| EH1P43BM-1 | 17-1/2 | 31-1/2 | 19-3/4 | 16 | 20-1/4 | 16-1/2 | .076 | 52 |
| EH1P43CM-1 | 21 | 26-1/2 | 19-3/4 | 19-1/2 | 20 | 20 | .076 | 56 |
| EH1P49CM-1 | 21 | 31-1/2 | 19-3/4 | 19-1/2 | 20-1/4 | 20 | .093 | 58 |
| EH1P49DM-1 | 24-1/2 | 31-1/2 | 19-3/4 | 23 | 21-1/4 | 23-1/2 | .093 | 66 |
| EH1P62CM-1 | 21 | 31-1/2 | 19-3/4 | 19-1/2 | 20-1/4 | 20 | .093 | 63 |
| EH1P62DM-1 | 24-1/2 | 31-1/2 | 23 | 19-3/4 | 23-1/2 | 20-1/4 | .093 | 63 |

**Prices Available on Request**

| STD PKG | U/M | BERCOR NUMBER | DESCRIPTION |
|---|---|---|---|
| 1 | EA | 67300 | EH1P23AM-1 26.5W X 21.25D X 14.5H HORIZONTAL COIL |
| 1 | EA | 67382 | EH1P23BM-1 26.5W X 21.25D X 17.5H HORIZONTAL COIL |
| 1 | EA | 67395 | EH1P29AM-1 31.5W X 21.25D X 14.5H HORIZONTAL COIL |
| 1 | EA | 67403 | EH1P29BM-1 26.5W X 21.25D X 17.5H HORIZONTAL COIL |
| 1 | EA | 67405 | EH1P36BM-1 26.5W X 21.25D X 17.5H HORIZONTAL COIL |
| 1 | EA | 67411 | EH1P36CM-1 26.5W X 21.25D X 21H HORIZONTAL COIL |
| 1 | EA | 67412 | EH1P43BM-1 31.5W X 21.25D X 17.5H HORIZONTAL COIL |
| 1 | EA | 67413 | EH1P43CM-1 26.5W X 21.25D X 21H HORIZONTAL COIL |
| 1 | EA | 67431 | EH1P49CM-1 31.5W X 21.25D X 21H HORIZONTAL COIL |
| 1 | EA | 67441 | EH1P49DM-1 31.5W X 21.25D X 24.5H HORIZONTAL COIL |
| 1 | EA | 67432 | EH1P62CM-1 31.5W X 21.25D X 21H HORIZONTAL COIL |
| 1 | EA | 67438 | EH1P62DM-1 31.5W X 21.25D X 24.5H HORIZONTAL COIL |

# EU1P Uncased Coils

## Upflow and Counterflow

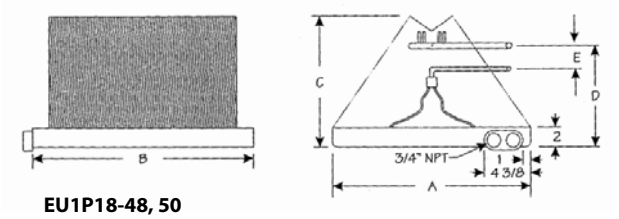


**EU1P18-48, 50**

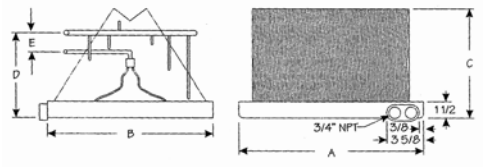


**EU1P49, 60, 62**

- Microban® antimicrobial additive in the drain pan to resist mold and mildew growth
- One of the lowest water retention drain pans in the industry to minimize mold and mildew growth
- Two dual drain connections on front of coil for installation flexibility of drain lines around furnace vent and utility connections
- Orifice assembly designed for easy changing of orifice sizes and fast TXV connections
- 5 year limited warranty or 10 year warranty with system registration
- Extended warranty available

| Evaporator | A (In.) | B (In.) | C (In.) | D (In.) | E (In.) | Orifice | Refrigerant Connections | | Weight (Lbs.) |
|---|---|---|---|---|---|---|---|---|---|
| | | | | | | | Liquid O.D. (In.) | Vapor O.D. (In.) | |
| EU1P23AN-1 | 13 | 19-1/2 | 17-3/16 | 12-1/2 | 4-1/2 | .057 | 3/8 | 3/4 | 22 |
| EU1P24AN-1 | 13 | 19-1/2 | 19-3/16 | 14-1/2 | 6 | .057 | 3/8 | 3/4 | 22 |
| EU1P24BN-1 | 15-1/2 | 19-1/2 | 18-3/4 | 14-1/2 | 6 | .057 | 3/8 | 3/4 | 23 |
| EU1P29AN-1 | 13 | 19-1/2 | 21-1/4 | 17-1/3 | 6-1/2 | .065 | 3/8 | 3/4 | 24 |
| EU1P29BN-1 | 15-1/2 | 19-1/2 | 21-1/4 | 17-1/4 | 6-1/2 | .065 | 3/8 | 3/4 | 25 |
| EU1P30AN-1 | 13 | 19-1/2 | 23-1/4 | 17-1/3 | 6-1/2 | .065 | 3/8 | 3/4 | 26 |
| EU1P30BN-1 | 15-1/2 | 19-1/2 | 23 | 17-1/3 | 6-1/2 | .065 | 3/8 | 3/4 | 27 |
| EU1P30CN-1 | 20 | 19-1/2 | 22-1/4 | 17-1/3 | 6-1/2 | .065 | 3/8 | 3/4 | 29 |
| EU1P36AN-1 | 13 | 19-1/2 | 23-3/8 | 17-1/3 | 6-1/2 | .073 | 3/8 | 3/4 | 31 |
| EU1P36BN-1 | 15-1/2 | 19-1/2 | 23-1/8 | 17-1/3 | 6-1/2 | .073 | 3/8 | 3/4 | 33 |
| EU1P36CN-1 | 20 | 19-1/2 | 22-1/2 | 17-1/3 | 4-1/2 | .073 | 3/8 | 3/4 | 34 |
| EU1P43BN-1 | 15-1/2 | 19-1/2 | 27-1/4 | 23-1/3 | 5-1/2 | .076 | 3/8 | 7/8 | 43 |
| EU1P43CN-1 | 20 | 19-1/2 | 26-3/4 | 23-1/3 | 5-1/2 | .076 | 3/8 | 7/8 | 44 |
| EU1P48BN-1 | 15-1/2 | 19-1/2 | 23-1/8 | 9-1/2 | 4-1/2 | .082 | 3/8 | 7/8 | 33 |
| EU1P48CN-1 | 20 | 19-1/2 | 22-1/2 | 9-1/2 | 4-1/2 | .082 | 3/8 | 7/8 | 35 |
| EU1P50CN-1 | 20 | 19-1/2 | 26-3/4 | 23-1/3 | 5-1/2 | .082 | 3/8 | 7/8 | 40 |
| EU1P49CN-1 | 19-1/2 | 21-1/2 | 28-5/8 | 15 | *3 | .093 | 3/8 | 7/8 | 53 |
| EU1P60DN-1 | 23 | 19-1/2 | 24 | 11-3/8 | *3 | .093 | 3/8 | 7/8 | 42 |
| EU1P62CN-1 | 19-1/2 | 21-1/2 | 30-5/8 | 18-1/8 | *3 | .093 | 3/8 | 7/8 | 58 |
| EU1P62DN-1 | 19-1/2 | 19-1/2 | 28-1/8 | 18-1/4 | 4-5/8 | .093 | 3/8 | 7/8 | 48 |

**Prices Available on Request**

| STD PKG | U/M | BERCOR NUMBER | DESCRIPTION |
|---|---|---|---|
| 1 | EA | 60783 | EU1P23AN-1 13IN UNCASED COIL |
| 1 | EA | 60467 | EU1P24AN-1 13IN UNCASED COIL |
| 1 | EA | 60538 | EU1P24BN-1 15-1/2IN UNCASED COIL |
| 1 | EA | 60825 | EU1P29AN-1 13 IN UNCASED COIL |
| 1 | EA | 60468 | EU1P30AN-1 13IN UNCASED COIL |
| 1 | EA | 60557 | EU1P30BN-1 15-1/2IN UNCASED COIL |
| 1 | EA | 60579 | EU1P30CN-1 20IN UNCASED COIL |
| 1 | EA | 60481 | EU1P36AN-1 13IN UNCASED COIL |
| 1 | EA | 60483 | EU1P36BN-1 15-1/2IN UNCASED COIL |
| 1 | EA | 60598 | EU1P36CN-1 20IN UNCASED COIL |
| 1 | EA | 60828 | EU1P43BN-1 15-1/2IN UNCASED COIL |
| 1 | EA | 60827 | EU1P43CN-1 20IN UNCASED COIL |
| 1 | EA | 60490 | EU1P48BN-1 15-1/2IN UNCASED COIL |
| 1 | EA | 60837 | EU1P48CN-1 20IN UNCASED COIL |
| 1 | EA | 60841 | EU1P49CN-1 20IN UNCASED COIL |
| 1 | EA | 60492 | EU1P50CN-1 20IN UNCASED COIL |
| 1 | EA | 60843 | EU1P60DN-1 23IN UNCASED COIL |
| 1 | EA | 60493 | EU1P62CN-1 20IN UNCASED COIL |
| 1 | EA | 60518 | EU1P62DN-1 23IN UNCASED COIL |

# EUL1P Uncased Low Profile Coils

## Upflow and Counterflow

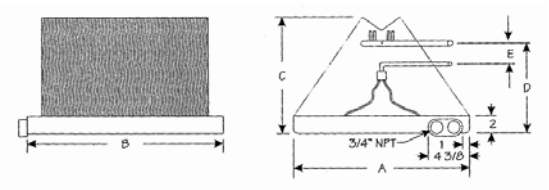


- Microban® antimicrobial additive in the drain pan to resist mold and mildew growth
- One of the lowest water retention drain pans in the industry to minimize mold and mildew growth
- Two dual drain connections on front of coil for installation flexibility of drain lines around furnace vent and utility connections
- Orifice assembly designed for easy changing of orifice sizes and fast TXV connections
- 10 year limited parts warranty available when applied with a system

| Model Number | A (In.) | B (In.) | C (In.) | D (In.) | E (In.) | Orifice | Refrigerant Connections | | Weight (Lbs.) |
|---|---|---|---|---|---|---|---|---|---|
| | | | | | | | Liquid (In.) | Vapor (In.) | |
| EUL1P30AN | 13 | 19-1/2 | 13 | 9-1/2 | 4 | .065 | 3/4 | 3/8 | 20 |
| EUL1P30BN | 15-1/2 | 19-1/2 | 13 | 9-1/2 | 4 | .065 | 3/4 | 3/8 | 21 |
| EUL1P36BN | 15-1/2 | 19-1/2 | 17 | 12 | 6 | .076 | 3/4 | 3/8 | 26 |
| EUL1P36ZN | 17 | 19-1/2 | 17 | 12-1/2 | 6 | .076 | 3/4 | 3/8 | 27 |

**Prices Available on Request**

| STD PKG | U/M | BERCOR NUMBER | DESCRIPTION |
|---|---|---|---|
| 1 | EA | 85090 | HE31130A130A - EUL1P30AN 13WX19.5DX13H UNCASED COIL |
| 1 | EA | 85091 | HE31130A155A - EUL1P30B 15.5WX19.5DX13H UNCASED COIL |
| 1 | EA | 85092 | HE33136A155A - EUL1P36B 15.5WX19.5DX17H UNCASED COIL |
| 1 | EA | 85093 | HE33136A170A - EUL1P36Z 17WX19.5DX17H UNCASED COIL |

# HE Series Uncased Coils

## Upflow or Downflow



- "No Hassle" 5-year warranty.
- Coils are pressure tested at 500 PSI, leak tested with helium, sealed with rubber plugs, then charged with dry air.
- Piston options include externally accessible body for easy piston change out and/or TXV installation.
- Liquid line refrigerant connections are 3/8" ODF.
- Suction line refrigerant connections are 3/4" ODF.
- Copper refrigerant connections for easy brazing.
- Upflow or downflow capable.
- Dual 3/4" FPT condensate drains on front-left and front-right side of drain pans.
- UV resistant drain pans are molded of high temperature (450° F) engineered polymer.
- Microban® antimicrobial additive to inhibit the growth of mold and mildew in the drain pan.
- HydroTEC™ low water retention drain plan.
- TXV not included.

### AHRI Specifications

| AHRI Number | OEM Name | Outdoor Model | Indoor Model | Metering Device | Seer | EER95F | Capacity |
|---|---|---|---|---|---|---|---|
| 5749424 | ARMSTRONG | 4SCU13**148T | H,A,DE35(1,2)48 | Orifice | 13.00 | 11.00 | 47000 |
| 5749429 | ARMSTRONG | 4SCU13**160T | H,A,DE37(1,2)60 | Orifice | 13.00 | 10.50 | 56500 |
| 7984658 | ARMSTRONG | 4SCU13LB136P-3 | H,A,DE33(1,2)36 | Orifice | 13.00 | 10.00 | 33200 |
| 6462155 | ARMSTRONG | 4SCU13LE118P-5 | H,A,DE31(1,2)30 | Orifice | 13.00 | 11.00 | 17300 |
| 6323386 | ARMSTRONG | 4SCU13LE124P-5 | H,A,DE30(1,2)24 | Orifice | 13.00 | 11.00 | 22600 |
| 6462158 | ARMSTRONG | 4SCU13LE124P-5 | H,A,DE31(1,2)30 | Orifice | 13.00 | 11.00 | 22800 |
| 6462161 | ARMSTRONG | 4SCU13LE130P-5 | H,A,DE31(1,2)30 | Orifice | 13.00 | 10.50 | 28000 |
| 6462164 | ARMSTRONG | 4SCU13LE136P-5 | H,A,DE33(1,2)36 | Orifice | 13.00 | 10.00 | 33200 |
| 6956159 | ARMSTRONG | 4SCU13LE142P-5 | H,A,DE34(1,2)42 | Orifice | 13.00 | 10.00 | 39000 |
| 6956209 | ARMSTRONG | 4SCU13LE160P-5 | H,A,DE37(1,2)60 | Orifice | 13.00 | 10.00 | 55500 |
| 5685327 | DUCANE | 4AC13*18P-7, 8 | H,A,DE31(1,2)30 | Orifice | 13.00 | 11.00 | 17300 |
| 5685328 | DUCANE | 4AC13*24P-7, 8 | H,A,DE31(1,2)30 | Orifice | 13.00 | 11.00 | 22800 |
| 7570992 | DUCANE | 4AC13*30P-7, 8 | H,A,DE31(1,2)30 | Orifice | 13.00 | 11.00 | 28000 |
| 5696600 | DUCANE | 4AC13*36P-7, 8 | H,A,DE32(1,2)36 | Orifice | 13.00 | 11.00 | 34000 |
| 5598586 | DUCANE | 4AC13*36P-7, 8 | H,A,DE33(1,2)36 | Orifice | 13.00 | 11.00 | 34000 |
| 5598595 | DUCANE | 4AC13*60P-7, 8 | H,A,DE37(1,2)60 | Orifice | 13.00 | 10.50 | 55500 |

**Prices Available on Request**

| Dimensions H x W x D (In) | Piston R-22 | STD PKG | U/M | BERCOR NUMBER | DESCRIPTION |
|---|---|---|---|---|---|
| 11 x 13 x 19-1/2 | 59 | 18 | EA | 83997 | HE30224A130A0000 AP 13W X 19.5D X 11H UNCASED A-COIL |
| 13 x 13 x 19-1/2 | 67 | 18 | EA | 83990 | HE31230A130A0000 AP 13W X 19.5D X 13H UNCASED A-COIL |
| 13 x 15-1/2 x 19-1/2 | 67 | 18 | EA | 83991 | HE31230A155A0000 AP 15.5W X 19.5D X 13H UNCASED A-COIL |
| 17 x 15-1/2 x 19-1/2 | 73 | 12 | EA | 83992 | HE33236A155A0000 AP 15.5W X 19.5D X 17H UNCASED A-COIL |
| 17 x 17 x 19-1/2 | 73 | 8 | EA | 83993 | HE33236A170A0000 AP 17W X 19.5D X 17H UNCASED A-COIL |
| 19 x 20 x 19-1/2 | 80 | 8 | EA | 83994 | HE34242A200A0000 AP 20W X 19.5D X 19H UNCASED A-COIL |
| 21 x 20 x 19-1/2 | 84 | 4 | EA | 83995 | HE35248A200A0000 AP 20W X 19.5D X 21H UNCASED A-COIL |
| 25 x 20 x 19-1/2 | 93 | 4 | EA | 83996 | HE37260A200A0000 AP 20W X 19.5D X 25H UNCASED A-COIL |

# 4HP18LT Series Heat Pumps

## 18 SEER, Split-System, R-410A



### Compressor

- High-efficiency 2-stage Copeland UltraTech™ scroll compressor
- Grommet-mounted compressor for quiet operation
- Internally protected against high temperature motor overload conditions
- Heavy-duty compressor sound blanket for quiet operation

### Cabinet

- Full metal louvered panels remove with just two screws per panel for easy coil cleaning and service
- Controls located in corner post for easy installation and service
- Rounded corners for safety and attractive, clean appearance
- Baked polyester paint finish over galvanized steel for maximum durability
- PVC coated wire fan discharge grille
- External gauge ports for easy service

### Components

- Bi-flow filter drier factory installed for system protection
- Service valves positioned for quick installation and easy service
- Variable speed condenser fan motor with swept-wing fan blade
- High and low pressure switches factory installed
- ComfortAlert 2™ diagnostics displaying up to nine fault codes, is factory installed
- Factory installed crank case heater
- QuietShift™ technology during defrost cycle, to control sound
- Charged for 15 ft. of line set

### Coils

- Enhanced aluminum fins and copper tubing for higher efficiency and capacity
- Raised coil prevents debris from collecting in bottom of coil and causing loss of airflow

### Warranties*

- 10 year limited parts warranty
- 10 year limited compressor warranty

* On-line registration required within 60 days of installation. Warranty terms will be impacted if registration not completed on time. See warranty certificate for complete details.

| Model No. | Voltage/ Hz/ Phase | Voltage Range | Min. Circuit Amp. | Max. Overcurrent Device (Amps) | Compressor | | Fan Motor | | | Refrig. Line Conn. | | Refrig. Charge (Oz) | Weight (Lbs) |
|---|---|---|---|---|---|---|---|---|---|---|---|---|---|
| | | | | | Rated Load (Amps) | Locked Rotor (Amps) | Rated Load (Amps) | Rated HP | Nom. RPM | Liquid O.D. (In) | Vapor O.D. (In) | | |
| 4HP18LT24P | 230/60/1 | 216-253 | 15.6 | 25 | 10.2 | 52 | .7 | 1/3 | 825 | 3/8 | 7/8 | 300 | 341 |
| 4HP18LT36P | 230/60/1 | 216-253 | 23.7 | 40 | 16.6 | 82 | .6 | 1/3 | 825 | 3/8 | 7/8 | 283 | 338 |
| 4HP18LT48P | 230/60/1 | 216-253 | 29.3 | 50 | 21.1 | 96 | .8 | 1/3 | 825 | 3/8 | 7/8 | 262 | 338 |
| 4HP18LT60P | 230/60/1 | 216-253 | 34.4 | 60 | 25.6 | 118 | .8 | 1/3 | 825 | 3/8 | 7/8 | 274 | 361 |

### Heat Pumps

**Prices Available on Request**

| Dimensions H x W x D (In) | STD PKG | U/M | BERCOR NUMBER | DESCRIPTION |
|---|---|---|---|---|
| 44 x 37-2/3 x 35-2/3 | 1 | EA | 84481 | 4HP18LT24P 18 SEER 2T HEAT PUMP |
| 44 x 37-2/3 x 35-2/3 | 1 | EA | 84482 | 4HP18LT36P 18 SEER 3T HEAT PUMP |
| 44 x 37-2/3 x 35-2/3 | 1 | EA | 84483 | 4HP18LT48P 18 SEER 4T HEAT PUMP |
| 44 x 37-2/3 x 35-2/3 | 1 | EA | 84484 | 4HP18LT60P 18 SEER 5T HEAT PUMP |

### Accessories

| For Use With | STD PKG | U/M | BERCOR NUMBER | DESCRIPTION |
|---|---|---|---|---|
| All 4HP18 Models | 1 | EA | 61702 | 45F08 T6-1469 COMPRESSOR LOW AMBIENT CUT-OFF |
| 4HP18LT24-36 | 1 | EA | 67837 | H4TXV01-1 R-410A EXPANSION VALVE |
| 4HP18LT48-60 | 1 | EA | 67839 | H4TXV03-1 R-410A EXPANSION VALVE |
| All | 1 | EA | 86920 | 93G35 FREEZE THERMOSTAT |
| All | 1 | EA | 84871 | 85W66 608261-01 BLOWER RELAY KIT |

# 4HP16LT Series Heat Pumps

## 16 SEER, Split-System, R-410A



### Compressor

- High-efficiency 2-stage Copeland UltraTech™ scroll compressor
- Grommet-mounted compressor for quiet operation
- Internally protected against high temperature motor overload conditions
- Heavy-duty compressor sound blanket for quiet operation

### Cabinet

- Full metal louvered panel coil guard protection
- Rounded corners for safety and attractive, clean appearance
- Baked polyester paint finish over galvanized steel for maximum durability
- PVC coated wire fan discharge grille
- External gauge ports for easy service
- Raised base pan with ports allows for excellent water and debris drainage

### Coils

- Enhanced aluminum fins and copper tubing for higher efficiency and capacity
- Raised coil prevents debris from collecting in bottom of coil and causing loss of airflow

### Components

- Full metal louvered panels remove for easy coil cleaning and service
- Bi-directional filter drier for long-lasting durability and system protection
- Discharge muffler for quiet operation
- High and low pressure switches factory installed
- Factory installed crank case heater
- Advanced design defrost system featuring a smart logic for power consumption savings
- Service valves positioned for quick installation and easy service
- ComfortAlert 2™ diagnostics factory installed
- Reliable, solid state defrost control
- Defrost control is QuietShift™ capable
- Charged for 15 ft. of line set

### Warranties*

- 10 year limited parts warranty
- 10 year limited compressor warranty

* On-line registration required within 60 days of installation. Warranty terms will be impacted if registration not completed on time. See warranty certificate for complete details.

| Model No. | Voltage/Hz/ Phase | Voltage Range | Min. Circuit Amp. | Max. Overcurrent Device (Amps) | Compressor | | Fan Motor | | | Refrig. Charge (Oz) | Weight (Lbs) |
|---|---|---|---|---|---|---|---|---|---|---|---|
| | | | | | Rated Load (Amps) | Locked Rotor (Amps) | Rated Load (Amps) | Rated HP | Nom. RPM | | |
| 4HP16LT24P | 208-230/60/1 | 197-253 | 13.5 | 20 | 11.4 | 52 | 0.7 | 1/10 | 1075 | 146 | 207 |
| 4HP16LT36P | 208-230/60/1 | 197-253 | 22.5 | 35 | 19.0 | 82 | 1.7 | 1/4 | 825 | 192 | 253 |
| 4HP16LT48P | 208-230/60/1 | 197-253 | 28.2 | 45 | 24.0 | 96 | 1.8 | 1/3 | 825 | 236 | 288 |
| 4HP16LT60P | 208-230/60/1 | 197-253 | 35.1 | 60 | 26.0 | 118 | 2.8 | 1/3 | ECM | 244 | 313 |

### Heat Pumps

**Prices Available on Request**

| For Use With | STD PKG | U/M | BERCOR NUMBER | DESCRIPTION |
|---|---|---|---|---|
| 33-3/4 x 24-3/4 x 26-3/4 | 1 | EA | 84477 | 4HP16LT24P 16 SEER 2T HEAT PUMP |
| 37-3/4 x 29-3/8 x 31-1/4 | 1 | EA | 84478 | 4HP16LT36P 16 SEER 3T HEAT PUMP |
| 37-3/4 x 35-3/4 x 37-3/4 | 1 | EA | 84479 | 4HP16LT48P 16 SEER 4T HEAT PUMP |
| 43-3/4 x 35-3/4 x 37-3/4 | 1 | EA | 84480 | 4HP16LT60P 16 SEER 5T HEAT PUMP |

### Accessories

| For Use With | STD PKG | U/M | BERCOR NUMBER | DESCRIPTION |
|---|---|---|---|---|
| All 4HP16 Models | 1 | EA | 61702 | 45F08 T6-1469 COMPRESSOR LOW AMBIENT CUT-OFF |
| 4HP16LT24-36 | 1 | EA | 67837 | H4TXV01-1 R-410A EXPANSION VALVE |
| 4HP16LT48 | 1 | EA | 67838 | H4TXV02-1 R-410A EXPANSION VALVE |
| 4HP16LT60 | 1 | EA | 67839 | H4TXV03-1 R-410A EXPANSION VALVE |
| All | 1 | EA | 86920 | 93G35 FREEZE THERMOSTAT |
| All | 1 | EA | 60848 | AFOSL500-1 FOSSIL FUEL KIT |

# 4HP14L Series Heat Pumps

## 14 SEER, Split-System, R-410A



### Features

- High-quality condenser coil with copper tubing and enhanced louvered fin for maximum heat transfer capacity
- Top discharge directs hot air and sound away from living area and shrubbery
- All units factory run tested
- Available with louvered panel coil protection
- Easy access to electrical panels, pre-wired for easy hook-up
- Bi-directional liquid line filter drier factory installed
- Discharge muffler for quiet operation
- Reliable, solid state defrost control
- Defrost control is QuietShift™ capable
- Low pressure switch factory installed for loss of charge protection
- Integrated control with LED diagnostics
- Short cycle protection factory installed
- UL and ULC approved and AHRI listed
- Charged for 15 feet of line set

### Warranties*

- 10 year limited parts warranty
- 10 year limited compressor warranty

* On-line registration required within 60 days of installation. Warranty terms will be impacted if registration not completed on time. See warranty certificate for complete details.

| Model No. | Voltage/ Hz/Phase | Voltage Range | Min. Circuit Amp. | Max. Overcurrent Device (Amps) | Compressor | | Fan Motor | | | Refrig. Charge (Oz) | Weight (Lbs) |
|---|---|---|---|---|---|---|---|---|---|---|---|
| | | | | | Rated Load (Amps) | Locked Rotor (Amps) | Rated Load (Amps) | Rated HP | Nom. RPM | | |
| 4HP14L18P | 208-230/60/1 | 197-253 | 11.9 | 20 | 9.0 | 48 | 0.7 | 1/10 | 1075 | 132 | 164 |
| 4HP14L24P | 208-230/60/1 | 197-253 | 17.5 | 30 | 13.5 | 58 | 0.7 | 1/10 | 1075 | 128 | 163 |
| 4HP14L30P | 208-230/60/1 | 197-253 | 17.0 | 30 | 13.1 | 64 | 0.7 | 1/10 | 1075 | 114 | 176 |
| 4HP14L36P | 208-230/60/1 | 197-253 | 19.4 | 30 | 14.1 | 77 | 1.8 | 1/3 | 825 | 156 | 221 |
| 4HP14L42P | 208-230/60/1 | 197-253 | 24.2 | 40 | 17.9 | 112 | 1.8 | 1/3 | 825 | 199 | 272 |
| 4HP14L48P | 208-230/60/1 | 197-253 | 29.0 | 50 | 21.8 | 117 | 1.8 | 1/3 | 825 | 202 | 277 |
| 4HP14L60P | 208-230/60/1 | 197-253 | 34.8 | 60 | 26.4 | 134 | 1.8 | 1/3 | 825 | 256 | 297 |

### Heat Pumps

**Prices Available on Request**

| Dimensions (H x W x D) (In.) | STD PKG | U/M | BERCOR NUMBER | DESCRIPTION |
|---|---|---|---|---|
| 28-1/2 x 24-1/4 x 24-1/4 | 1 | EA | 84470 | 4HP14L18P 14 SEER 1.5T HEAT PUMP |
| 28-1/2 x 24-1/4 x 24-1/4 | 1 | EA | 84471 | 4HP14L24P 14 SEER 2T HEAT PUMP |
| 32-1/2 x 24-1/4 x 24-1/4 | 1 | EA | 84472 | 4HP14L30P 14 SEER 2.5T HEAT PUMP |
| 28-1/2 x 32-1/4 x 32-1/4 | 1 | EA | 84473 | 4HP14L36P 14 SEER 3T HEAT PUMP |
| 36-1/2 x 32-1/4 x 32-1/4 | 1 | EA | 84474 | 4HP14L42P 14 SEER 3.5T HEAT PUMP |
| 36-1/2 x 32-1/4 x 32-1/4 | 1 | EA | 84475 | 4HP14L48P 14 SEER 4T HEAT PUMP |
| 42-1/2 x 32-1/4 x 32-1/4 | 1 | EA | 84476 | 4HP14L60P 14 SEER 5T HEAT PUMP |

### Accessories

| For Use With | STD PKG | U/M | BERCOR NUMBER | DESCRIPTION |
|---|---|---|---|---|
| All 4HP14 Models | 1 | EA | 61702 | 45F08 T6-1469 LOW AMBIENT KIT |
| 4HP14LT18-36 | 1 | EA | 67837 | H4TXV01-1 R-410A EXPANSION VALVE |
| 4HP14LT42-60 | 1 | EA | 67838 | H4TXV02-1 R-410A EXPANSION VALVE |

# Nitrogen Charged Split System Heat Pumps

## 13 SEER, 3-Phase



- Nitrogen charged for replacement of R-22 components only
- High-quality condenser coil with copper tubing and enhanced louvered fin for maximum heat transfer capacity
- Top discharge directs hot air and sound away from living area and shrubbery
- All units run tested
- Available with wire panel coil protection
- Easy access to electrical panels, pre-wired for easy hook-up
- Bi-directional liquid line filter drier factory installed
- Discharge muffler for quiet operation
- Reliable, solid state time/temperature defrost control, with field selectable 30/60/90 minute intervals
- Defrost control is QuietShift™ capable
- Integrated control with LED diagnostics
- Shorty cycle protection factory installed
- All units UL and ULC approved
- 5 year limited warranty on compressor
- 5 year limited warranty on all parts

| Outdoor Model | Indoor Model | Cooling | | | Heating | | | | | CFM | Refrig. Connection | | Refrig. Line Size[3] | Indoor Expansion Valve |
|---|---|---|---|---|---|---|---|---|---|---|---|---|---|---|
| | Evap. Coil or Air Handler[1] | EER | AHRI Rated Cap.[2] | Sens. Cap. | HSPF | 47° | | 17° | | | Outdoor | Indoor | | |
| | | | | | | Btuh | COP | Btuh | COP | | Suction | Suction | Suction | TXV |
| 2SHP13LC136T | BCS2M36C00NA-1P | 11.0 | 35,200 | 26,400 | 7.7 | 33,800 | 3.5 | 21,000 | 2.4 | 1200 | 7/8 | 7/8 | 7/8 | H2TXV02 |
| 2SHP13LC148T | BCS2M48C00NA-1P | 11.0 | 48,000 | 35,500 | 7.7 | 47,500 | 3.4 | 30,600 | 2.4 | 1600 | 7/8 | 7/8 | 7/8 | H2TXV02 |
| 2SHP13LC160T | BCS2M60C00NA-1P | 11.0 | 55,000 | 41,300 | 7.7 | 55,000 | 3.6 | 35,000 | 2.5 | 1800 | 7/8 | 7/8 | 1-1/8 | H2TXV01 |

[1] A blower time delay relay is standard on all Allied Air Enterprises furnaces and AH products.

[2] Certified in accordance with Unitary Air Conditioner Certification Program, which is base on AHRI Standard 210/240.

[3] All Refrigerant liquid line sizes are 3/8"

### 3-Phase Heat Pumps

**Prices Available on Request**

| Dimensions H x W x D (In) | STD PKG | U/M | BERCOR NUMBER | DESCRIPTION |
|---|---|---|---|---|
| 33-3/4 x 24-3/4 x 26-3/4 | 1 | EA | 84067 | 2SHP13LC136T 3 TON NITROGEN CHARGED R22 |
| 37-3/4 x 29-3/8 x 31-1/4 | 1 | EA | 84068 | 2SHP13LC148T 4 TON NITROGEN CHARGED R22 |
| 37-3/4 x 29-3/8 x 31-1/4 | 1 | EA | 84069 | 2SHP13LC160T 5 TON NITROGEN CHARGED R22 |

### Accessories

| For Use With | STD PKG | U/M | BERCOR NUMBER | DESCRIPTION |
|---|---|---|---|---|
| 13HPDL36, 42, 48 | 1 | EA | 61156 | H2TXV02 R22 EXPANSION VALVE |
| 13HPDL60 | 1 | EA | 61157 | H2TXV03 R22 EXPANSION VALVE |
| All 13HPDL Models | 1 | EA | 61702 | 45F08 T6-1469 LOW AMBIENT KIT |
| ALL 2SHP Models | 1 | EA | 86920 | FREEZESTATS (3/8" TUBING) |

# BCS2 Variable Speed, Multiposition Air Handlers



## Application
- 1-1/2 to 5 ton sizes
- Upflow and horizontal
- Sequenced for demand management
- External access to heater circuit breakers

## Installation
- 1 piece design for easier installation
- Multiposition: upflow, horizontal left, and horizontal right

## Cabinet
- Foil faced insulation
- Painted heavy gauge galvanized cabinet
- Filter rack built into every air handler
- High strength, UV and heat-resistant plastic drain pan for corrosion resistance
- Microban® anti-microbial drain pan
- 2% or less air leakage

## Components
- ECM variable speed blower motor
- Standard transformer and blower relay
- Field installed 5 to 20 kW electric heat kits with easy plug connections
- Built-in indoor time delay for increased efficiency
- Sleeves on distributor tubing to protect tubing

## Accessories
- Counterflow kit
- Single point power kit

## Warranties and Approvals
- 10 year limited warranty on parts*
- Extended warranty available
- ETL and AHRI certified
- UL listed

* On-line registration required within 60 days of installation. Warranty terms will be impacted if registration not completed on time. See warranty certificate for complete details.

## Specifications

| Model No. | Voltage/ Hz/Phase | Max. Elec. Heat Available (kW) | Transformer Size, Type | Filter Size (In) | Refrigerant Connections (IDS) | | Flowrator Piston Size | Weight (Lbs) |
|---|---|---|---|---|---|---|---|---|
| | | | | | Suction (In.) | Liquid (In.) | | |
| BCS2M24 | 208-230/60/1 | 10 | 40 VA, Class 2 | 16 x 20 | 3/4 | 3/8 | 57 | 127 |
| BCS2M36 | 208-230/60/1 | 15 | 40 VA, Class 2 | 18 x 20 | 7/8 | 3/8 | 70 | 146 |
| BCS2M42 | 208-230/60/1 | 15 | 40 VA, Class 2 | 18 x 25 | 7/8 | 3/8 | 76 | 170 |
| BCS2M48 | 208-230/60/1 | 20 | 40 VA, Class 2 | 18 x 25 | 7/8 | 3/8 | 82 | 176 |
| BCS2M60 | 208-230/60/1 | 20 | 40 VA, Class 2 | 18 x 25 | 7/8 | 3/8 | 90 | 189 |

## Dimensions

| Model No. | Height (In) | Depth (In) | Width (In) | Supply Duct Opening (In.) | | Return Duct Opening (In.) | |
|---|---|---|---|---|---|---|---|
| | | | | Depth | Width | Depth | Width |
| BCS2M24 | 46-3/4 | 22 | 18-1/2 | 17 | 16-1/2 | 20-1/4 | 16 |
| BCS2M36 | 51 | 22 | 21-1/4 | 17 | 19-1/4 | 20-1/4 | 18-3/4 |
| BCS2M42-48 | 54 | 26 | 21-1/4 | 21 | 19-1/4 | 24-1/4 | 18-3/4 |
| BCS2M60 | 60 | 26 | 21-1/4 | 21 | 19-1/4 | 24-1/4 | 18-3/4 |

## Variable Speed Air Handlers

**Prices Available on Request**

| STD PKG | U/M | BERCOR NUMBER | DESCRIPTION |
|---|---|---|---|
| 1 | EA | 62825 | BCS2M24V00NA1P 2T MULTI-POSITION AIR HANDLER |
| 1 | EA | 62826 | BCS2M36V00NA1P 3T MULTI-POSITION AIR HANDLER |
| 1 | EA | 62827 | BCS2M42V00NA1P 3-1/2T MULTI-POSITION AIR HANDLER |
| 1 | EA | 62828 | BCS2M48V00NA1P 4T MULTI-POSITION AIR HANDLER |
| 1 | EA | 62830 | BCS2M60V00NA1P 5T MULTI-POSITION AIR HANDLER |

## Accessories

| Used On | kW | STD PKG | U/M | BERCOR NUMBER | DESCRIPTION |
|---|---|---|---|---|---|
| All BCS2 Models | — | 1 | EA | 61199 | 12W61 CB26 DOWNFLOW CONVERSION KIT |
| All BCS2, EFC/EFV 08, 12 | 5 | 1 | EA | 69166 | AEHBCC05CSA 5KW HEAT STRIP W/CIRCUIT BREAKER |
| All BCS2, EFC/EFV 08, 12 | 7.5 | 1 | EA | 69178 | AEHBCC07CSA 7.5KW HEAT STRIP W/CIRCUIT BREAKER |
| All BCS2, EFC and EFV Models | 10 | 1 | EA | 66907 | AEHBCC10CSA-1 10KW HEAT STRIP W/CIRCUIT BREAKER |
| All BCS2, EFC and EFV Models | 10 | 1 | EA | 69106 | AEHBCC10NSA-1 10KW HEAT STRIP W/TERMINAL BLOCK |
| BCS2* 30, 36, 42, 48, 60; EFC/EFV 12, 16, 20 | 15 | 1 | EA | 69107 | AEHBCC15CSA-1 15KW HEAT STRIP W/CIRCUIT BREAKER |
| BCS2* 48, 60 - EFC 16, 20 - EFV 16, 20 | 20 | 1 | EA | 69108 | AEHBCC20CSA-1 20KW HEAT STRIP W/CIRCUIT BREAKER |

# BCS3 Multiposition Air Handlers

## Upflow and Horizontal, 1.5 to 5 Tons



### Application
- Sequenced for demand management
- External access to heater circuit breakers

### Installation
- 1 piece design for easier installation
- Multiposition: upflow/horizontal left/right

### Cabinet
- Foil faced insulation
- Painted, heavy-gauge galvanized cabinet
- Filter rack built into every air handler
- High-strength, UV- and heat-resistant plastic drain pan with Microban® antimicrobial
- Microban® antimicrobial built-in to drain pan
- 2% or less air leakage

### Components
- Efficient PSC blower motors
- Standard transformer and blower relay
- Field-installed 2.5-20 kW electric heat kits
- Built-in indoor time delay
- Protective sleeves on distributor tubing

### Accessories
- Counterflow kit
- Single point power kit

### Warranties and Approvals
- 10-year limited parts warranty*
- ETL and AHRI certified
- * On-line registration required within 60 days of installation. Warranty terms will be impacted if registration not completed on time. See warranty certificate for complete details.

### Specifications

| Model No. | Volts/Hz/ Phase | Max. Elec. Heat Available (kW) | Transformer Size & Type | Filter Size (In.) | Refrigerant Connection (IDS) | | Florator Piston Size | Weight (Lbs.) |
|---|---|---|---|---|---|---|---|---|
| | | | | | Suction (In.) | Liquid (In.) | | |
| BCS3M18 | 208-230/60/1 | 10 | 40 VA, Class 2 | 12 X 20 | 3/4 | 3/8 | .053 | 104 |
| BCS3M24 | 208-230/60/1 | 10 | 40 VA, Class 2 | 15 X 20 | 7/8 | 3/8 | .057 | 122 |
| BCS3M30 | 208-230/60/1 | 12.5 | 40 VA, Class 2 | 15 X 20 | 7/8 | 3/8 | .062 | 125 |
| BCS3M36 | 208-230/60/1 | 15 | 40 VA, Class 2 | 18 X 20 | 7/8 | 3/8 | .071 | 160 |
| BCS3M42 | 208-230/60/1 | 15 | 40 VA, Class 2 | 18 X 24 | 7/8 | 3/8 | .076 | 162 |
| BCS3M48 | 208-230/60/1 | 20 | 40 VA, Class 2 | 18 X 24 | 7/8 | 3/8 | .080 | 185 |
| BCS3M60 | 208-230/60/1 | 20 | 40 VA, Class 2 | 18 X 24 | 7/8 | 3/8 | .093 | 185 |

### Dimensions

| Model No. | Height (In.) | Depth (In.) | Width (In.) | Supply Duct Opening (In.) | | Return Duct Opening (In.) | |
|---|---|---|---|---|---|---|---|
| | | | | Depth | Width | Depth | Width |
| BCS3M18 | 38 | 22 | 15 | 17 | 13 | 20-3/4 | 12-1/2 |
| BCS3M24 | 40-1/2 | 22 | 18-1/2 | 17 | 16-1/2 | 20-3/4 | 16 |
| BCS3M30 | 43 | 22 | 18-1/2 | 17 | 16-1/2 | 20-3/4 | 16 |
| BCS3M36 | 48 | 22 | 21-7/8 | 17 | 19-7/8 | 20-3/4 | 19-3/8 |
| BCS3M42 | 48 | 26 | 21-7/8 | 21 | 19-7/8 | 24-3/4 | 19-3/8 |
| BCS3M48 | 52-1/2 | 26 | 21-7/8 | 21 | 19-7/8 | 24-3/4 | 19-3/8 |
| BCS3M60 | 52-1/2 | 26 | 21-7/8 | 21 | 19-7/8 | 24-3/4 | 19-3/8 |

### Air Handlers

**Prices Available on Request**

| STD PKG | U/M | BERCOR NUMBER | DESCRIPTION |
|---|---|---|---|
| 1 | EA | 84070 | BCS3M18C00NA1P 1.5T MULTI-POSITION AIR HANDLER |
| 1 | EA | 84071 | BCS3M24C00NA1P 2T MULTI-POSITION AIR HANDLER |
| 1 | EA | 84072 | BCS3M30C00NA1P 2.5T MULTI-POSITION AIR HANDLER |
| 1 | EA | 84073 | BCS3M36C00NA1P 3T MULTI-POSITION AIR HANDLER |
| 1 | EA | 84074 | BCS3M42C00NA1P 3.5T MULTI-POSITION AIR HANDLER |
| 1 | EA | 84075 | BCS3M48C00NA1P 4T MULTI-POSITION AIR HANDLER |
| 1 | EA | 84076 | BCS3M60C00NA1P 5T MULTI-POSITION AIR HANDLER |

### Electric Heat Kits

| Used On | kW | STD PKG | U/M | BERCOR NUMBER | DESCRIPTION |
|---|---|---|---|---|---|
| All BCS3 Models | 5 | 1 | EA | 84033 | ECB25-5CB-P 5KW HEAT STRIP W/CIRCUIT BREAKER |
| All BCS3 Models | 7.5 | 1 | EA | 84034 | ECB25-7CB-P 7.5KW HEAT STRIP W/CIRCUIT BREAKER |
| All BCS3 Models | 10 | 1 | EA | 84035 | ECB25-10CB-P 10KW HEAT STRIP W/CIRCUIT BREAKER |
| BCS3 30, 36, 42, 48, 60 | 12.5 | 1 | EA | 84024 | ECB25-12.5CB-P 12.5KW HEAT STRIP W/CIRCUIT BREAKER |
| BCS3 36, 42, 48, 60 | 15 | 1 | EA | 84036 | ECB25-15CB-P 15KW HEAT STRIP W/CIRCUIT BREAKER |
| BCS3 48, 60 | 20 | 1 | EA | 84037 | ECB25-20CB-P 20KW HEAT STRIP W/CIRCUIT BREAKER |

### Accessories

| Used On | STD PKG | U/M | BERCOR NUMBER | DESCRIPTION |
|---|---|---|---|---|
| BCS3 18 | 1 | EA | 84038 | 96W37 BC3M18 AIR HANDLER DOWNFLOW CONVERSION KIT |
| BCS3 24, 30 | 1 | EA | 84039 | 96W38 BC3M24-30 AIR HANDLER DOWNFLOW CONVERSION KIT |
| BCS3 36 | 1 | EA | 84022 | 97W95 BC3M36 AIR HANDLER DOWNFLOW CONVERSION KIT |
| BCS3 42, 48, 60 | 1 | EA | 84023 | 97W96 BC3M42-60 AIR HANDLER DOWNFLOW CONVERSION KIT |

# EFC/EFV Modular Air Handlers



## Application
- 1-1/2 to 5 ton sizes
- Upflow, counterflow, and horizontal positions

## Cabinet
- Cabinet dimensions match standard furnace widths
- Painted galvanized cabinet

## Components
- EFC models feature PSC motors
- EFV models feature ECM variable speed motors
- Field installed 5–20 kW heat strips
- Factory installed fan relays for non-heat strip installations

## Warranties
- 10 year limited warranty on parts when applied with a system*
- Extended warranty available
- ETL certified

* On-line registration required within 60 days of installation. Warranty terms will be impacted if registration not completerd on time. See warranty certificate for complete details.

## EFC Modular Air Handlers, Constant Speed

| Model No. | CFM@ 0.3" ESP High/Med/Low | Electric Heat (kW) | Voltage | Dimensions H x W x D (In) | Ship Weight (Lbs) |
|---|---|---|---|---|---|
| EFC08BC | 950//830/590 | 10 | 208-230 | 25 x 17-1/2 x 21 | 78 |
| EFC12BC | 1330/1250/1060 | 15 | 208-230 | 25 x 17-1/2 x 21 | 85 |
| EFC16CC | 16640/1590/1440 | 15 | 208-230 | 26 x 21 x 21 | 96 |
| EFC20DC | 2040/1910/1550 | 20 | 208-230 | 26 x 24-1/2 x 21 | 104 |

## EFV Modular Air Handlers, Variable Speed

| Model No. | CFM @ 0.3" ESP | Electric Heat (kW) | Voltage | Dimensions H x W x D (In) | Ship Weight (Lbs) |
|---|---|---|---|---|---|
| EFV08BC | 310–970 | 5, 7-1/2, 10 | 208-230 | 25 x 17-1/2 x 21 | 79 |
| EFV12BC | 440–1210 | 5, 7-1/2, 10, 15 | 208-230 | 25 x 17-1/2 x 21 | 86 |
| EFV16CC | 390–1640 | 10, 15, 20 | 208-230 | 26 x 21 x 21 | 97 |
| EFV20DC | 580–1810 | 10, 15, 20 | 208-230 | 26 x 24-1/2 x 21 | 105 |

## Air Handlers

**Prices Available on Request**

| STD PKG | U/M | BERCOR NUMBER | DESCRIPTION |
|---|---|---|---|
| 1 | EA | 65524 | EFC08BCP-1A 208/230 1PH CONSTANT SPD MODULAR AIR HANDLER |
| 1 | EA | 65525 | EFC12BCP-1A 208/230 1PH CONSTANT SPD MODULAR AIR HANDLER |
| 1 | EA | 65526 | EFC16CCP-1A 208/230 1PH CONSTANT SPD MODULAR AIR HANDLER |
| 1 | EA | 65529 | EFC20DCP-1A 208/230 1PH CONSTANT SPD MODULAR AIR HANDLER |
| 1 | EA | 84078 | EFV08BCP-1A 208/230 1PH VARIABLE SPD MODULAR AIR HANDLER |
| 1 | EA | 65530 | EFV12BCP-1A 208/230 1PH VARIABLE SPD MODULAR AIR HANDLER |
| 1 | EA | 65531 | EFV16CCP-1A 208/230 1PH VARIABLE SPD MODULAR AIR HANDLER |
| 1 | EA | 65532 | EFV20DCP-1A 208/230 1PH VARIABLE SPD MODULAR AIR HANDLER |

## Accessories

| Used On | kW | STD PKG | U/M | BERCOR NUMBER | DESCRIPTION |
|---|---|---|---|---|---|
| BCS2 24, 36, 42, 48, 60 | — | 1 | EA | 61199 | 12W61 CB26 DOWNFLOW CONVERSION KIT |
| BCS2 24, 36, 42, 48, 60; EFC/V 08, 12 | 5 | 1 | EA | 69166 | AEHBCC05CSA 5KW HEAT STRIP W/CIRCUIT BREAKER |
| BCS2 24, 36, 42, 48, 60; EFC/V 08, 12 | 7.5 | 1 | EA | 69178 | AEHBCC07CSA 7.5KW HEAT STRIP W/CIRCUIT BREAKER |
| All BCS2, EFC and EFV Models | 10 | 1 | EA | 66907 | AEHBCC10CSA-1 10KW HEAT STRIP W/CIRCUIT BREAKER |
| All BCS2, EFC and EFV Models | 10 | 1 | EA | 69106 | AEHBCC10NSA-1 10KW HEAT STRIP W/TERMINAL BLOCK |
| BCS2 36, 42, 48, 60; EFC/V 12, 16, 20 | 15 | 1 | EA | 69107 | AEHBCC15CSA-1 15KW HEAT STRIP W/CIRCUIT BREAKER |
| BCS2 48, 60; EFC/V 16, 20 | 20 | 1 | EA | 69108 | AEHBCC20CSA-1 20KW HEAT STRIP W/CIRCUIT BREAKER |

# PRAC14 Packaged Rooftop Units

## 14 SEER, R-410A, Electric Cooling and Heating



### Refrigerant System
- Copper tubing with enhanced fin coils
- Internal service gauge ports

### Cabinet Construction
- Low profile, with compact footprint
- Insulation to minimize heat loss plus reduce sound
- Baked on pre-painted steel cabinet finish
- Easy service access
- Wire grill protection
- One piece "no leak" top design

### Blower
- Insulated compartment to reduce sound
- High efficiency multispeed motor for wide airflow range

### Installation
- Horizontal or down discharge
- Utility connections on "right side"
- Filter channels for 1" filter field provided

### Warranties*
- 10 year limited parts and compressor warranty
- Lifetime limited heat exchanger warranty

* On-line registration required within 60 days of installation. Warranty terms will be impacted if registration not completed on time. See warrenty certificate for complete details.

| Model No. | Voltage/Hz/ Phase | Voltage Range | Min. Circuit Amp. | Max. Overcurrent (Amps) | Compressor | | Condenser Fan Motor | | | Blower Motor | | Refrig. Charge | Weight (Lbs) |
|---|---|---|---|---|---|---|---|---|---|---|---|---|---|
| | | | | | Rated Load (Amps) | Locked Rotor (Amps) | Rated Load (Amps) | Rated HP | Nom. RPM | Rated Load (Amps) | Rated HP | | |
| PRAC1424 | 208-230/60/1 | 197-253 | 16.7 | 25 | 11.2 | 60.8 | 1.0 | 1/6 | N/A | 1.7 | 1/3 | 70 | 313 |
| PRAC1430 | 208-230/60/1 | 197-253 | 18.7 | 30 | 12.8 | 64 | 1.0 | 1/6 | N/A | 1.7 | 1/3 | 77 | 325 |
| PRAC1436 | 208-230/60/1 | 197-253 | 20.6 | 30 | 14.1 | 72.2 | 1.0 | 1/6 | N/A | 2.0 | 1/3 | 79 | 333 |
| PRAC1442 | 208-230/60/1 | 197-253 | 24.4 | 40 | 15.9 | 85 | 1.7 | 1/4 | N/A | 2.8 | 1/3 | 108 | 402 |
| PRAC1448 | 208-230/60/1 | 197-253 | 26.9 | 40 | 17.9 | 96 | 1.7 | 1/4 | N/A | 2.8 | 1/2 | 106 | 406 |
| PRAC1460 | 208-230/60/1 | 197-253 | 38.9 | 60 | 23.7 | 152.5 | 1.7 | 1/4 | N/A | 7.6 | 1 | 125 | 445 |

### PRAC Single Phase Packaged Units

**Prices Available on Request**

| Dimensions (H x W x D) (In.) | STD PKG | U/M | BERCOR NUMBER | DESCRIPTION |
|---|---|---|---|---|
| 36.82 x 46.77 x 46.77 | 1 | EA | 84925 | PRAC1424P 14 SEER 2T 1PH PACKAGE AIR CONDITIONER |
| 36.82 x 46.77 x 46.77 | 1 | EA | 84926 | PRAC1430P 14 SEER 2.5T 1PH PACKAGE AIR CONDITIONER |
| 36.82 x 46.77 x 46.77 | 1 | EA | 84927 | PRAC1436P 14 SEER 3T 1PH PACKAGE AIR CONDITIONER |
| 40.88 x 55.27 x 55.27 | 1 | EA | 84928 | PRAC1442P 14 SEER 3.5T 1PH PACKAGE AIR CONDITIONER |
| 40.88 x 55.27 x 55.27 | 1 | EA | 84929 | PRAC1448P 14 SEER 4T 1PH PACKAGE AIR CONDITIONER |
| 40.88 x 55.27 x 55.27 | 1 | EA | 84930 | PRAC1460P 14 SEER 5T 1PH PACKAGE AIR CONDITIONER |

### Accessories

| For Use With | STD PKG | U/M | BERCOR NUMBER | DESCRIPTION |
|---|---|---|---|---|
| PRAC1424, 30, 36 | 1 | EA | 84948 | ACONVR836-1 2-3 TON 1.851401 DOWNFLOW CONV KIT 14 SEER PKG |
| PRAC1442, 48, 60 | 1 | EA | 84949 | ACONVR837-1 3.5-5 TON 1.851402 DOWNFLOW CONV KIT 14 SEER PKG |
| PRAC1424, 30, 36 | 1 | EA | 84946 | ACURB832-1 2-3 TON 14 SEER RESPAK ROOF CURB 11U78 |
| PRAC1442, 48, 60 | 1 | EA | 84947 | ACURB833-1 3.5-5 TON 14 SEER RESPAK ROOF CURB 11U79 |
| All | 1 | EA | 84905 | PHK05BP 5KW 10W47 HEAT KIT FOR 14 SEER PKG UNIT |
| All | 1 | EA | 84906 | PHK07BP 7.5KW 10W48 HEAT KIT FOR 14 SEER PKG UNIT |
| All | 1 | EA | 84907 | PHK10BP 10KW 10W49 HEAT KIT FOR 14 SEER PKG UNIT |
| PRAC1430, 36, 42, 48, 60 | 1 | EA | 84908 | PHK15CP 15KW 10W50 HEAT KIT FOR 14 SEER PKG UNIT |
| PRAC1442, 48, 60 | 1 | EA | 84909 | PHK20CP 20KW 10W51 HEAT KIT FOR 14 SEER PKG UNIT |
| PRAC1424, 30, 36 | 1 | EA | 84638 | AFILT838 2-3 TON 14 SEER RESPAK FILTER RACK 11U73 |
| PRAC1442, 48, 60 | 1 | EA | 84639 | AFILT839 4-5 TON 14 SEER RESPAK FILTER RACK 11U74 |

# PRGE14 Packaged Rooftop Units

## 14 SEER, R-410A, Gas Heating and Electric Cooling



### Refrigerant System
- Copper tubing with enhanced fin coils
- Internal service gauge ports

### Cabinet Construction
- Low profile, with compact footprint
- Insulation to minimize heat loss plus reduce sound
- Baked on pre-painted steel cabinet finish
- Easy service access
- Wire grill protection
- One piece "no leak" top design

### Blower
- Insulated compartment to reduce sound
- High efficiency multispeed motor for wide airlflow range.

### Installation
- Horizontal or down discharge
- Utility connections on "right side"
- Filter channels for 1" filter field provided

### Warranties*
- 10 year limited on parts and compressor
- Lifetime limited on heat exchanger

* On-line registration required within 60 days of installation. Warranty terms will be impacted if registration not completed on time. See warranty certificate for complete details.

| Model No. | Voltage/Hz/ Phase | Voltage Range | Min. Circuit Amp. | Max. Overcurrent (Amps) | Compressor | | Condenser Fan Motor | | | Blower Motor | | Refrig. Charge | Weight (Lbs) |
|---|---|---|---|---|---|---|---|---|---|---|---|---|---|
| | | | | | Rated Load (Amps) | Locked Rotor (Amps) | Rated Load (Amps) | Rated HP | Nom. RPM | Rated Load (Amps) | Rated HP | | |
| PRGE1424-054 | 208-230/60/1 | 197-253 | 16.7 | 25 | 11.2 | 60.8 | 1.0 | 1/6 | N/A | 1.7 | 1/4 | 70 | 334 |
| PRGE1424-072 | 208-230/60/1 | 197-253 | 16.7 | 25 | 11.2 | 60.8 | 1.0 | 1/6 | N/A | 1.7 | 1/4 | 70 | 340 |
| PRGE1430-072 | 208-230/60/1 | 197-253 | 18.7 | 30 | 12.8 | 64 | 1.0 | 1/6 | N/A | 1.7 | 1/4 | 77 | 352 |
| PRGE1436-072 | 208-230/60/1 | 197-253 | 20.6 | 30 | 14.1 | 72.2 | 1.0 | 1/6 | N/A | 2 | 1/3 | 79 | 365 |
| PRGE1436-090 | 208-230/60/1 | 197-253 | 20.6 | 30 | 14.1 | 72.2 | 1.0 | 1/6 | N/A | 2 | 1/3 | 79 | 371 |
| PRGE1442-090 | 208-230/60/1 | 197-253 | 24.4 | 40 | 15.9 | 85 | 1.7 | 1/4 | N/A | 2.8 | 1/3 | 84 | 438 |
| PRGE1448-108 | 208-230/60/1 | 197-253 | 26.9 | 40 | 17.9 | 96 | 1.7 | 1/4 | N/A | 2.8 | 1/2 | 82 | 448 |
| PRGE1448-126 | 208-230/60/1 | 197-253 | 26.9 | 40 | 17.9 | 96 | 1.7 | 1/4 | N/A | 2.8 | 1/2 | 82 | 454 |
| PRGE1460-108 | 208-230/60/1 | 197-253 | 38.9 | 60 | 23.7 | 152.5 | 1.7 | 1/4 | N/A | 7.6 | 1.0 | 125 | 485 |
| PRGE1460-126 | 208-230/60/1 | 197-253 | 38.9 | 60 | 23.7 | 152.5 | 1.7 | 1/4 | N/A | 7.6 | 1.0 | 125 | 491 |

### PRGE Packaged Units

**Prices Available on Request**

| Dimensions (H x W x D) (In.) | STD PKG | U/M | BERCOR NUMBER | DESCRIPTION |
|---|---|---|---|---|
| 36.82 x 46.77 x 46.77 | 1 | EA | 84915 | PRGE1424-054P 14 SEER 2T 54K 1PH PACKAGE UNIT |
| 36.82 x 46.77 x 46.77 | 1 | EA | 84916 | PRGE1424-072P 14 SEER 2T 72K 1PH PACKAGE UNIT |
| 36.82 x 46.77 x 46.77 | 1 | EA | 84917 | PRGE1430-072P 14 SEER 2.5T 72K 1PH PACKAGE UNIT |
| 36.82 x 46.77 x 46.77 | 1 | EA | 84918 | PRGE1436-072P 14 SEER 3T 72K 1PH PACKAGE UNIT |
| 36.82 x 46.77 x 46.77 | 1 | EA | 84919 | PRGE1436-090P 14 SEER 3T 90K 1PH PACKAGE UNIT |
| 40.88 x 55.27 x 55.27 | 1 | EA | 84920 | PRGE1442-090P 14 SEER 3.5T 90K 1PH PACKAGE UNIT |
| 40.88 x 55.27 x 55.27 | 1 | EA | 84921 | PRGE1448-108P 14 SEER 4T 108K 1PH PACKAGE UNIT |
| 40.88 x 55.27 x 55.27 | 1 | EA | 84922 | PRGE1448-126P 14 SEER 4T 126K 1PH PACKAGE UNIT |
| 40.88 x 55.27 x 55.27 | 1 | EA | 84923 | PRGE1460-108P 14 SEER 5T 108K 1PH PACKAGE UNIT |
| 40.88 x 55.27 x 55.27 | 1 | EA | 84924 | PRGE1460-126P 14 SEER 5T 126K 1PH PACKAGE UNIT |

### Accessories

| For Use With | STD PKG | U/M | BERCOR NUMBER | DESCRIPTION |
|---|---|---|---|---|
| PRGE1424, 30, 36 | 1 | EA | 84948 | ACONVR836-1 2-3 TON 1.851401 DOWNFLOW CONV KIT 14 SEER PKG |
| PRGE1442, 48, 60 | 1 | EA | 84949 | ACONVR837-1 3.5-5 TON 1.851402 DOWNFLOW CONV KIT 14 SEER PKG |
| PRGE1424, 30, 36 | 1 | EA | 84946 | ACURB832-1 2-3 TON 14 SEER RESPAK ROOF CURB 11U78 |
| PRGE1442, 48, 60 | 1 | EA | 84947 | ACURB833-1 3.5-5 TON 14 SEER RESPAK ROOF CURB 11U79 |
| All | 1 | EA | 84945 | ALPKT841-1 LP KIT 11U77 |
| PRGE1424, 30, 36 | 1 | EA | 84638 | AFILT838 2-3 TON 14 SEER RESPAK FILTER RACK 11U73 |
| PRGE1442, 48, 60 | 1 | EA | 84639 | AFILT839 4-5 TON 14 SEER RESPAK FILTER RACK 11U74 |

# PRHP14 Packaged Heat Pump Units

## 14 SEER, R-410A



### Refrigerant System

- Copper tubing with enhanced fin coils
- Internal service gauge ports

### Cabinet Construction

### Low profile, with compact footprint

- Insulation to minimize heat loss plus reduce sound
- Baked on pre-painted steel cabinet finish
- Easy service access
- Wire grill protection
- One piece "no leak" top design

### Blower

- Insulated compartment to reduce sound
- High efficiency multispeed motor for wide airflow range

### Installation

- Horizontal or down discharge
- Utility connections on "right side"
- Filter channels for 1" filter field provided

### Warranties*

- 10 year limited parts and compressor warranty
- Lifetime limited heat exchanger warranty

* On-line registration required within 60 days of installation. Warranty terms will be impacted if registration not completed on time. See warranty certificate for complete details.

| Model No. | Voltage/Hz/ Phase | Voltage Range | Min. Circuit Amp. | Max. Overcurrent (Amps) | Compressor | | Condenser Fan Motor | | | Blower Motor | | Refrig. Charge | Weight (Lbs) |
|---|---|---|---|---|---|---|---|---|---|---|---|---|---|
| | | | | | Rated Load (Amps) | Locked Rotor (Amps) | Rated Load (Amps) | Rated HP | Nom. RPM | Rated Load (Amps) | Rated HP | | |
| PRHP1424 | 208-230/60/1 | 197-253 | 17.4 | 25 | 10.9 | 59.3 | 1.0 | 1/6 | N/A | 2.8 | 1/3 | 80 | 315 |
| PRHP1430 | 208-230/60/1 | 197-253 | 20.7 | 30 | 13.5 | 72.5 | 1.0 | 1/6 | N/A | 2.8 | 1/3 | 96 | 324 |
| PRHP1436 | 208-230/60/1 | 197-253 | 24.4 | 35 | 15.4 | 83.9 | 1.0 | 1/6 | N/A | 4.1 | 1/2 | 81 | 334 |
| PRHP1442 | 208-230/60/1 | 197-253 | 24.4 | 40 | 15.9 | 85 | 1.7 | 1/4 | N/A | 2.8 | 1/3 | 165 | 433 |
| PRHP1448 | 208-230/60/1 | 197-253 | 27.0 | 45 | 18.0 | 117 | 1.7 | 1/4 | N/A | 2.8 | 1/2 | 163 | 438 |
| PRHP1460 | 208-230/60/1 | 197-253 | 39.7 | 60 | 24.3 | 144.2 | 1.7 | 1/4 | N/A | 7.6 | 1.0 | 161 | 460 |

### PRHP Packaged Units

**Prices Available on Request**

| Dimensions (H x W x D) (In.) | STD PKG | U/M | BERCOR NUMBER | DESCRIPTION |
|---|---|---|---|---|
| 36.82 x 46.77 x 46.77 | 1 | EA | 84931 | PRHP1424P 14 SEER 2T 1PH HEAT PUMP |
| 36.82 x 46.77 x 46.77 | 1 | EA | 84932 | PRHP1430P 14 SEER 2.5T 1PH HEAT PUMP |
| 36.82 x 46.77 x 46.77 | 1 | EA | 84933 | PRHP1436P 14 SEER 3T 1PH HEAT PUMP |
| 40.88 x 55.27 x 55.27 | 1 | EA | 84934 | PRHP1442P 14 SEER 3.5T 1PH HEAT PUMP |
| 40.88 x 55.27 x 55.27 | 1 | EA | 84935 | PRHP1448P 14 SEER 4T 1PH HEAT PUMP |
| 40.88 x 55.27 x 55.27 | 1 | EA | 84936 | PRHP1460P 14 SEER 5T 1PH HEAT PUMP |

### Accessories

| For Use With | STD PKG | U/M | BERCOR NUMBER | DESCRIPTION |
|---|---|---|---|---|
| PRHP1424, 30, 36 | 1 | EA | 84948 | ACONVR836-1 2-3 TON 1.851401 DOWNFLOW CONV KIT 14 SEER PKG |
| PRHP1442, 48, 60 | 1 | EA | 84949 | ACONVR837-1 3.5-5 TON 1.851402 DOWNFLOW CONV KIT 14 SEER PKG |
| PRHP1424, 30, 36 | 1 | EA | 84946 | ACURB832-1 2-3 TON 14 SEER RESPAK ROOF CURB 11U78 |
| PRHP1442, 48, 60 | 1 | EA | 84947 | ACURB833-1 3.5-5 TON 14 SEER RESPAK ROOF CURB 11U79 |
| All | 1 | EA | 84905 | PHK05BP 5KW 10W47 HEAT KIT FOR 14 SEER PKG UNIT |
| All | 1 | EA | 84906 | PHK07BP 7.5KW 10W48 HEAT KIT FOR 14 SEER PKG UNIT |
| All | 1 | EA | 84907 | PHK10BP 10KW 10W49 HEAT KIT FOR 14 SEER PKG UNIT |
| PRHP1430, 36, 42, 48, 60 | 1 | EA | 84908 | PHK15CP 15KW 10W50 HEAT KIT FOR 14 SEER PKG UNIT |
| PRHP1442, 48, 60 | 1 | EA | 84909 | PHK20CP 20KW 10W51 HEAT KIT FOR 14 SEER PKG UNIT |
| PRHP1424, 30, 36 | 1 | EA | 84638 | AFILT838 2-3 TON 14 SEER RESPAK FILTER RACK 11U73 |
| PRHP1442, 48, 60 | 1 | EA | 84639 | AFILT839 4-5 TON 14 SEER RESPAK FILTER RACK 11U74 |

# PRDF14 Packaged Dual Fuel Units

## 14 SEER, R-410A



### Refrigerant System
- Copper tubing with enhanced fin coils
- Internal service gauge ports

### Cabinet Construction
- Low profile, with compact footprint
- Insulation to minimize heat loss plus reduce sound
- Baked on pre-painted steel cabinet finish
- Easy service access
- Wire grill protection
- One piece "no leak" top design

### Blower
- Insulated compartment to reduce sound
- High efficiency multispeed motor for wide airflow range

### Installation
- Horizontal or down discharge
- Utility connections on "right side"
- Filter channels for 1" filter field provided

### Warranties*
- 10 year limited parts and compressor warranty
- Lifetime limited heat exchanger warranty

* On-line registration required within 60 days of installation. Warranty terms will be impacted if registration not completed on time. See warranty certificate for complete details.

| Model No. | Voltage/Hz/ Phase | Voltage Range | Min. Circuit Amp. | Max. Overcurrent (Amps) | Compressor | | Condenser Fan Motor | | | Blower Motor | | Refrig. Charge | Weight (Lbs) |
|---|---|---|---|---|---|---|---|---|---|---|---|---|---|
| | | | | | Rated Load (Amps) | Locked Rotor (Amps) | Rated Load (Amps) | Rated HP | Nom. RPM | Rated Load (Amps) | Rated HP | | |
| PRDF1424-072 | 208-230/60/1 | 197-253 | 17.4 | 25 | 10.9 | 59.3 | 1.0 | 1/6 | N/A | 2.8 | 1/3 | 80 | 348 |
| PRDF1430-072 | 208-230/60/1 | 197-253 | 20.7 | 30 | 13.5 | 72.5 | 1.0 | 1/6 | N/A | 2.8 | 1/3 | 96 | 356 |
| PRDF1436-072 | 208-230/60/1 | 197-253 | 24.4 | 35 | 15.4 | 83.9 | 1.0 | 1/6 | N/A | 4.1 | 1/2 | 81 | 366 |
| PRDF1436-090 | 208-230/60/1 | 197-253 | 24.4 | 35 | 15.4 | 83.9 | 1.0 | 1/6 | N/A | 4.1 | 1/2 | 81 | 371 |
| PRDF1442-072 | 208-230/60/1 | 197-253 | 24.4 | 40 | 15.9 | 85 | 1.7 | 1/4 | N/A | 2.8 | 1/3 | 165 | 466 |
| PRDF1442-090 | 208-230/60/1 | 197-253 | 24.4 | 40 | 15.9 | 85 | 1.7 | 1/4 | N/A | 2.8 | 1/3 | 165 | 471 |
| PRDF1448-126 | 208-230/60/1 | 197-253 | 27.0 | 45 | 18.0 | 117 | 1.7 | 1/4 | N/A | 2.8 | 1/2 | 163 | 484 |
| PRDF1460-126 | 208-230/60/1 | 197-253 | 39.7 | 60 | 24.3 | 144.2 | 1.7 | 1/4 | N/A | 7.6 | 1.0 | 161 | 506 |

### PRDF Packaged Units

**Prices Available on Request**

| Dimensions (H x W x D) (In.) | STD PKG | U/M | BERCOR NUMBER | DESCRIPTION |
|---|---|---|---|---|
| 36.82 x 46.77 x 46.77 | 1 | EA | 84937 | PRDF1424-072P 14 SEER 2T 72K 1PH DUAL FUEL PACKAGE UNIT |
| 36.82 x 46.77 x 46.77 | 1 | EA | 84938 | PRDF1430-072P 14 SEER 2.5T 72K 1PH DUAL FUEL PACKAGE UNIT |
| 36.82 x 46.77 x 46.77 | 1 | EA | 84939 | PRDF1436-072P 14 SEER 3T 72K 1PH DUAL FUEL PACKAGE UNIT |
| 36.82 x 46.77 x 46.77 | 1 | EA | 84940 | PRDF1436-090P 14 SEER 3T 90K 1PH DUAL FUEL PACKAGE UNIT |
| 40.88 x 55.27 x 55.27 | 1 | EA | 84941 | PRDF1442-072P 14 SEER 3.5T 72K 1PH DUAL FUEL PACKAGE UNIT |
| 40.88 x 55.27 x 55.27 | 1 | EA | 84942 | PRDF1442-090P 14 SEER 3.5T 90K 1PH DUAL FUEL PACKAGE UNIT |
| 40.88 x 55.27 x 55.27 | 1 | EA | 84943 | PRDF1448-126P 14 SEER 4T 126K 1PH DUAL FUEL PACKAGE UNIT |
| 40.88 x 55.27 x 55.27 | 1 | EA | 84944 | PRDF1460-126P 14 SEER 5T 126K 1PH DUAL FUEL PACKAGE UNIT |

### Accessories

| For Use With | STD PKG | U/M | BERCOR NUMBER | DESCRIPTION |
|---|---|---|---|---|
| PRDF1424, 30, 36 | 1 | EA | 84948 | ACONVR836-1 2-3 TON 1.851401 DOWNFLOW CONV KIT 14 SEER PKG |
| PRDF1442, 48, 60 | 1 | EA | 84949 | ACONVR837-1 3.5-5 TON 1.851402 DOWNFLOW CONV KIT 14 SEER PKG |
| PRDF1424, 30, 36 | 1 | EA | 84946 | ACURB832-1 2-3 TON 14 SEER RESPAK ROOF CURB 11U78 |
| PRDF1442, 48, 60 | 1 | EA | 84947 | ACURB833-1 3.5-5 TON 14 SEER RESPAK ROOF CURB 11U79 |
| All | 1 | EA | 84945 | ALPKT841-1 LP KIT 11U77 |
| PRDF1424, 30, 36 | 1 | EA | 84638 | AFILT838 2-3 TON 14 SEER RESPAK FILTER RACK 11U73 |
| PRDF1442, 48, 60 | 1 | EA | 84639 | AFILT839 4-5 TON 14 SEER RESPAK FILTER RACK 11U74 |

# Honeywell 6066 Portable Generator

## 2000 Watts, Inverter




- Inverter technology provides lightweight, quiet, fuel-efficient portable power
- EcoMode™ automatically adjusts engine speed to respond to the amount of power needed. This results in fuel savings and reduced noise.
- Microprocessor controls provide the clean power needed to run sensitive electronics like a computer or television
- Low oil shutdown and electronic overload protection for secure operation

| STD PKG | U/M | BERCOR NUMBER | DESCRIPTION | PC-1 EACH |
|---|---|---|---|---|
| 1 | EA | 83527 | 6066 2000 WATT PORTABLE INVERTER GENERATOR | |

# Honeywell 6036 Portable Generator

## 5500 Watts



- OHV engine is designed for long life with cast iron sleeves and low oil shutdown
- User-friendly design has conveniently placed controls and simple illustrated operating instructions for easy start-up
- Large steel fuel tank requires less frequent refills so run times are extended
- Heavy-duty wheels roll easily over rough or uneven terrain

| Watts Running/ Starting | Rated Amps @ 120V | Max Amps @ 120V | Enginge Type | Engine Displ. (cc) | Low Oil Shutdown | Starting Method | Outlets | Fuel Capacity (Gal) | Run Time @ 50% Load (Hrs) |
|---|---|---|---|---|---|---|---|---|---|
| 5500/6875 | 45.8 | 22.9 | OHV | 389 | Yes | Pull | (4) 5-20R 120V<br>(1) 114-30R Twist-Lock | 5.8 | 9.1 |

| STD PKG | U/M | BERCOR NUMBER | DESCRIPTION | PC-1 EACH |
|---|---|---|---|---|
| 1 | EA | 83519 | 6036 5500 WATT PORTABLE GENERATOR | |

# DEWALT DXGN6000 Portable Generator

## 6000 Watts




- Premium alternator provides low total harmonic distortion
- Large long run metal fuel tank with fuel guage
- Hydraulic/magnetic circuit breaker provides overload protection
- Full power switch with two modes of operation: Full available 120V only or simultaneous 120/240V
- Digital meter for tracking run time and maintenance
- 3 year limited warranty

| Watts Running/ Starting | Rated Amps @ 120V | Max Amps @ 120V | Enginge Type | Dimensions L x W x H (In) | Starting Method | Outlets | Fuel Capacity (Gal) | Run Time @ 50% Load (Hrs) |
|---|---|---|---|---|---|---|---|---|
| 5300/6000 | 22.1 | 44.2 | Honda 6X340 | 30.5 x 21.3 x 24.8 | Recoil | (2) 120V GFCI<br>(1) 120V Twist Locking (30A)<br>(1) 120/240V Twist Locking (30A) | 8 | 14 |

| STD PKG | U/M | BERCOR NUMBER | DESCRIPTION | PC-1 EACH |
|---|---|---|---|---|
| 1 | EA | 83511 | PD532MHI005 5300 WATT (DXGN6000) DEWALT PORTABLE GENERATOR | |
| 1 | EA | 83499 | DY000A0009P DEWALT SERIES WHEEL KIT | |

# Honeywell Standby Generators
## 8 and 11 kW



### Features
- Innovative design and prototype testing ensure superior performance.
- Test criteria include prototype and system torsional testing; NEMA MG1-22 evaluation; and motor starting ability.
- Less than 5% total harmonic distortion. PrecisionPower™ electrical technology, provides quality utility power for worry-free operation of sensitive electronic and micro-chip based appliances.
- Digital voltage regulation at +/-1% optimizes the response to changing load conditions and maximizes motor starting capability by electronically torque-matching the surge loads to the engine.
- Honeywell transfer switches and controls allow for total system compatibility.
- Mobile Link™ cellular remote monitoring system allows the generator's status to be checked via computer, tablet, or smart phone.

### Includes
- Two line LCD multilingual digital controller (English, Spanish, French, Portuguese)
- Electronic governor
- External main circuit breaker, system status, and maintenance interval LED indicators
- GFCI duplex outlet
- Weekly self-tests run in WhisperCheck™ mode which is even quieter than normal operation.
- Composite mounting pad
- Aluminum enclosure
- Base fascia
- Natural or LP gas operation
- Can be installed within 18" of a building as long as not near doors, windows, and fresh air intakes unless otherwise directed by local code
- Flexible fuel line connector
- 5-year comprehensive warranty

### Specifications
- 240 Volts/60 Hz/1 Phase
- Power factor: 1
- Dimensions: 29" H x 25" W x 48" L

| Model No. | kW | Rated Max Continuous Power Capacity Watts (LP/NG) | Rated Max Continuous Load Current 240V (LP/NG) | Main Line Circuit Breaker (Amps) | Poles | Sound Output @ 23 Ft (dB) | Weight (Lbs) | Battery Requirement (Not Included) |
|---|---|---|---|---|---|---|---|---|
| 6703 | 8 | 8,000/7,000 | 33.33/29.16 | 50 | 1 | 66 | 421 | Group 26R, 12V and 525CC Min |
| 6442 | 11 | 11,000/10,000 | 45.8/41.7 | 50 | 2 | 63 | 373 | Group 26 R, 12V and 525CC Min |

| STD PKG | U/M | BERCOR NUMBER | DESCRIPTION | PC-1 EACH |
|---|---|---|---|---|
| 1 | EA | 83513 | 6703 8 KW AIR-COOLED STANDBY GENERATOR | |
| 1 | EA | 83515 | 6442 11 KW AIR-COOLED STANDBY GENERATOR | |

# Honeywell Standby Generators

## 16, 20, and 22 kW



### Features

- Innovative design and prototype testing ensure superior performance.
- Test criteria include prototype and system torsional testing; NEMA MG1-22 evaluation; and motor starting ability.
- Less than 5% total harmonic distortion. PrecisionPower™ electrical technology, provides quality utility power for worry-free operation of sensitive electronic and micro-chip based appliances.
- Digital voltage regulation at +/-1% optimizes the response to changing load conditions and maximizes motor starting capability by electronically torque-matching the surge loads to the engine.
- Honeywell transfer switches and controls allow for total system compatibility.
- Mobile Link™ cellular remote monitoring system allows the generator's status to be checked via computer, tablet, or smart phone.

### Includes

- Two line LCD multilingual digital controller (English, Spanish, French, Portuguese)
- Electronic governor
- External main circuit breaker, system status, and maintenance interval LED indicators
- GFCI duplex outlet
- Weekly self-tests run in WhisperCheck™ mode which is even quieter than normal operation.
- Composite mounting pad
- Aluminum enclosure
- Base fascia
- Natural or LP gas operation
- Can be installed within 18" of a building as long as not near doors, windows, and fresh air intakes unless otherwise directed by local code
- Flexible fuel line connector
- 5-year comprehensive warranty

### Specifications

- 240 Volts/60 Hz/1 Phase
- Power factor: 1
- Dimensions: 29" H x 25" W x 48" L

| Model No. | kW | Rated Max Continuous Power Capacity Watts (LP/NG) | Rated Max Continuous Load Current 240V (LP/NG) | Main Line Circuit Breaker (Amps) | Poles | Sound Output @ 23 Ft (dB) | Weight (Lbs) | Battery Requirement (Not Included) |
|---|---|---|---|---|---|---|---|---|
| 6702 | 16 | 16,000/16,000 | 66.6/66.6 | 65 | 2 | 66 | 448 | Group 26R, 12V and 525CCA Min |
| 6262 | 20 | 20,000/18,000 | 83.3/75 | 100 | 2 | 66 | 451 | Group 26 R, 12V and 525CCA Min |
| 6554 | 22 | 22,000/19,500 | 91.6/81.3 | 100 | 2 | 67 | 526 | Group 26 R, 12V and 525CCA Min |

| STD PKG | U/M | BERCOR NUMBER | DESCRIPTION | PC-1 EACH |
|---|---|---|---|---|
| 1 | EA | 83516 | 6702 16 KW AIR-COOLED STANDBY GENERATOR | |
| 1 | EA | 83514 | 6262 20 KW AIR-COOLED STANDBY GENERATOR | |
| 1 | EA | 83512 | 6554 22 KW AIR-COOLED STANDBY GENERATOR | |

# Honeywell Generator Accessories



RTG12EZA1H



RTSG/H/M



6212



6485




GenPad

### RTG12EZA1AH Transfer Switch

This pre-wired switch for use with the 11kW air-cooled generator. Integrated load center picks up emergency circuits. Useful where main service is large and only a portion of the building load will be served by the generator. 50 Amp, 250 VAC, NEMA 1, 1-phase.

### RTSG Transfer Switches

The Sync transfer switches easily manage two large loads. Advanced load shedding technology creates an efficient system for a range of coverage requirements. Add up to four DLM modules for additional large load management.

### RTSH Transfer Switch

Designed for use with single phase generators that utilize a Sync™ or Sync™ 2.0 Controller.

### RTSM Transfer Switch

Designed to operate with the Sync™ and Sync™ 2.0 controllers used on air-cooled generators, and liquid-cooled HT & HG series gaseous generators. Smart AC module, included, manages up to 4 HVAC loads with no additional hardware.

### 6187 Power Management Module

Used in conjunction with the Sync Smart Switch to increase its power management capabilities. It gives the Sync Smart Switch additional power management flexibility not found in any other transfer switch.

### 6200 PMM Starter Kit

Consists of one 24VAC Power Management Module (PMM) and a 24VAC, field-installed transformer that enables the use of the PMM. The standard controller (without starter kit) can control two HVAC loads with no additional hardware.

### 6212 Cold Weather Kit

Recommended for generators installed in regions where the temperature regularly falls below 32° F. Contains an automatic, thermostatically controlled battery warmer pad and crankcase warmer applicable to all air-cooled products. When installing a cold weather kit, it is required that the oil is replaces with 5W-30 synthetic for better engine start capability.

- 240V
- Pad Warmer: 50 watts/.21 amps
- Crankcase Warmer: 40 watts/.17 amps

### 6482, 6483, 6484, 6485 Maintenance Kits

These scheduled maintenance kits provide the hardware necessary to perform complete routine maintenance on a Honeywell standby generator. Included components vary depending upon the specific generator.

### OJ5339 GenPad

GenPads are made specifically to fit Generac 8-22kw home standby units. They are both impact and breakage resistant with fiber and rebar reinforced concrete. They are easy to install and are half the weight of poured concrete.

| STD PKG | U/M | BERCOR NUMBER | DESCRIPTION | PC-1 EACH |
|---|---|---|---|---|
| 1 | EA | 83520 | RTG12EZA1H 50 AMP 120/240V 1PH PRE-WIRED AUTO TRANSFER SWITCH | |
| 1 | EA | 83517 | RTSG100A3 100AMP 120/240V 1PH SYNC 2.0 TRANSFER SWITCH | |
| 1 | EA | 83497 | RTSH100A3 100 AMP 120/240V 1PH SYNC 2.0 TRANSFER SWITCH | |
| 1 | EA | 83518 | RTSG200A3 200AMP 120/240V 1PH TRANSFER SWITCH | |
| 1 | EA | 83498 | RTSM200A3 200 AMP 120/240V 1PH SYNC 2.0 TRANSFER SWITCH | |
| 1 | EA | 83522 | 6187 POWER MANAGEMENT MODULE STARTER KIT | |
| 1 | EA | 83521 | 6200 POWER MANAGEMENT MODULE STARTER KIT | |
| 1 | EA | 83528 | 6212 COLD WEATHER KIT | |
| 1 | EA | 83524 | 6482 8 KW MAINTENANCE KIT | |
| 1 | EA | 83525 | 6483 11 KW MAINTENANCE KIT | |
| 1 | EA | 83526 | 6484 13-17 KW MAINTENANCE KIT | |
| 1 | EA | 83523 | 6485 20 & 22 KW MAINTENANCE KIT | |
| 1 | EA | 83530 | 0J5339 54"X 31"X 3" GENPAD | |

# Goodman Window Air Conditioner Parts

| Model No. | Condenser Fan | Overload Switch | Motor | Blower Wheel | Air Filter | Thermostat | Power Switch | Compressor | Dual Capacitor |
|---|---|---|---|---|---|---|---|---|---|
| RC05010A1D | BT1086700 | BT1243708 | BT1340000S | BT136800 | BT136900 | BT1370801 | BT1370803 | BT9266100S | — |
| RC05080A1D | BT1086700 | BT1243708 | BT1340000S | BT136800 | BT136900 | BT1370801 | BT1370803 | BT9266100S | — |
| RC05080A1X | BT1086700 | BT1243708 | BT1340000S | BT136800 | BT136900 | N/A | BT1370811 | BT9266100S | — |
| RC06010A1D | BT1086700 | BT1243708 | BT1340000S | BT136800 | BT136900 | BT1370801 | BT1370803 | BT9266101S | — |
| RC08090A1D | BT1086700 | BT1243700 | BT1340001S | BT136800 | BT136900 | BT1370801 | BT1370803 | BT9266102S | BT9457002 |
| RC10010C1D | BT1086702 | BT1243700 | BT1340002S | BT136802 | BT136902 | BT1370801 | BT1370803 | BT9266103S | BT9457003 |
| RC10090A1D | BT1086700 | BT1243700 | BT1340001S | BT136800 | BT136900 | BT1370801 | BT1370803 | BT9266103S | BT9457002 |
| RC10090A1X | BT1086700 | BT1243700 | BT1340001S | BT136800 | BT136900 | N/A | BT1370803 | BT9266103S | BT9457002 |
| RC12010C1D | BT1086702 | BT1243702 | BT1340002S | BT136802 | BT136902 | BT1370801 | BT1370803 | BT9266104S | BT9457003 |
| RC12010C2D | BT1086702 | BT1243703 | BT1340003S | BT136802 | BT136902 | BT1370801 | BT1370803 | BT9266105S | BT9457004 |
| RC14010C1D | BT1086702 | BT1243704 | BT1340004S | BT136802 | BT136902 | BT1370801 | BT1370803 | BT9266106S | BT9457003 |
| RC14010C2D | BT1086702 | BT1243705 | BT1340003S | BT136802 | BT136902 | BT1370801 | BT1370803 | BT9266107S | BT9457004 |
| RC18010C2D | BT1086702 | BT1243706 | BT1340005S | BT136802 | BT136902 | BT1370801 | BT1370803 | BT9266108S | BT9457002 |
| RC18090C2L | BT1086702 | N/A | BT1340005S | BT136802 | BT136902 | BT1370805 | BT1370806 | BT9266201S | BT9457006 |
| RC18090C2X | BT1086702 | N/A | BT1340005S | BT136802 | BT136902 | N/A | BT1370811 | BT9266201S | BT9457006 |
| RC24085C2D | BT1086702 | N/A | BT1340005S | BT136803 | BT136902 | BT1370801 | BT1370803 | BT9266200S | BT9457005 |
| RE14010C2D | BT1086702 | BT1243705 | BT1340003S | BT136802 | BT136902 | BT1370801 | BT1370803 | BT9266107S | BT9457004 |
| RE18010C2D | BT1086702 | BT1243706 | BT1340005S | BT136802 | BT136902 | BT1370801 | BT1370803 | BT9266201S | BT9457006 |

| STD PKG | U/M | BERCOR NUMBER | DESCRIPTION | PC-1 EACH |
|---|---|---|---|---|
| 1 | EA | 66360 | BT9266100S COMPRESSOR | |
| 1 | EA | 66361 | BT9266101S COMPRESSOR | |
| 1 | EA | 66362 | BT9266102S COMPRESSOR | |
| 1 | EA | 66363 | BT9266103S COMPRESSOR | |
| 1 | EA | 66365 | BT9266105S COMPRESSOR | |
| 1 | EA | 66368 | BT9266200S COMPRESSOR | |
| 1 | EA | 66369 | BT9266201S COMPRESSOR | |
| 1 | EA | 66370 | BT1086700 10IN COND FAN | |
| 1 | EA | 66373 | BT1243702 OVERLOAD SWITCH | |
| 1 | EA | 66377 | BT1243708 OVERLOAD SWITCH | |
| 1 | EA | 66378 | BT1340000S 1/15HP 115V MOTOR | |
| 1 | EA | 66380 | BT1340002S 1/8HP 115V MOTOR | |
| 1 | EA | 66381 | BT1340003S 1/15HP 208/230V MOTOR | |
| 1 | EA | 66382 | BT1340004S 1/5HP 115V MOTOR | |
| 1 | EA | 66385 | BT1368002 BLOWER WHEEL | |

FRIEDRICH

# Kühl Series Room Unit Air Conditioners

## Building Energy Management Capabilities



- Robust, commercial grade fan motor
- Aluminum rear grille protects unit from damage
- Aluminum endplates prevent rust on buildings
- Fins with sine wave, lanced louvers increase energy efficiency by increasing surface area for heat exchange.
- High efficiency compressors for smooth, quiet power.
- Extra thick rubber grommets reduce motion and sound
- Built-in programmable 7 day thermostat
- 4 cooling and 4 fan-only speeds
- 8-way air flow control
- Can be wired to a wall thermostat



**Plug Type A:125 Volt 15 Amp**



**Plug Type B:250 Volt 15 Amp**



**Plug Type C:250 Volt 20 Amp**



**Plug Type D:250 Volt 30 Amp**

| Sleeve | Dimensions H x W (In.) | Depth Hood to Louvers (In.) | Min. Ext. into Room (In.) | Min.Ext. Outside (In.) | Min. Window Width (In.) | Max. Window Width (In.) | Thru-the-wall Finished Hole Height (In.) | Thru-the-wall Finished Hole Width (In.) |
|---|---|---|---|---|---|---|---|---|
| Q | 14 x 19-3/4 | 8-1/2 | 5-1/2 | 10-3/4 | 22 | 42 | 14-1/4 | 20 |
| S | 15-15/16 x 25-15/16 | 8-3/4 | 5-3/4 | 16-15/16 | 27-3/8 | 42 | 16-3/16 | 26-3/16 |
| M | 17-15/16 x 25-15/16 | 8-3/4 | 5-3/4 | 16-15/16 | 27-3/8 | 42 | 18-3/16 | 26-3/16 |
| L | 20-3/16 x 28 | 16-1/2 | 5-3/8 | 18-15/16 | 29-7/8 | 42 | 20-3/8 | 28-1/4 |

### Cooling Only Units

| Model No. | BTU | Volts | EER | Cool Amps | Cooling Watts | Removes Pints/Hr. | CFM | Sleeve | Ship Wt. (Lbs) |
|---|---|---|---|---|---|---|---|---|---|
| SQ08N10D* | 7,500 | 115 | 10.7 | 6.1 | 700 | 1.2 | 240 | Q | 84 |
| SS10N10C* | 9,500 | 115 | 11.2 | 7.7 | 848 | 2 | 260 | S | 136 |
| SS12N10C* | 12,000 | 115 | 11.3 | 9.7 | 1062 | 3 | 300 | S | 134 |
| SS14N10C* | 14,000 | 115 | 10.8 | 12 | 1239 | 4 | 275 | S | 138 |
| SS12N30* | 11,500/11,200 | 230/208 | 11.4 | 4.8/4.9 | 1055/1027 | 2.8 | 275 | S | 134 |
| SM18N30B* | 17,500/17,200 | 230/208 | 10.7 | 7.4/8 | 1635/1607 | 4.6 | 350 | M | 154 |
| SL24N30C* | 23,500/23,300 | 230/208 | 9.8 | 10.8/11.4 | 2449/2429 | 7 | 640 | L | 212 |
| SL36N30* | 36,000/35,700 | 230/208 | 8.5 | 19/20.5 | 4235/4200 | 12 | 725 | L | 227 |

* Energy Star Models

### Cooling & Electric Heat Units

| Model No. | BTU | Heating BTU | Volts | EER | Cool Amps | Cooling Watts | Heating Amps | Heating Watts | Removes Pints/Hr. | CFM | Sleeve | Ship Wt. (Lbs) |
|---|---|---|---|---|---|---|---|---|---|---|---|---|
| ES12N33B | 1,500/11,200 | 10,700/8,900 | 230/208 | 11.3 | 4.9/5.2 | 1062/1062 | 16/14.7 | 3500/2900 | 3.4 | 325 | S | 128 |
| EM18N34A | 17,500/17,200 | 13,000/10,600 | 230/208 | 10.7 | 7.4/8.0 | 1635/1617 | 19.5/17 | 4200/3500 | 4.6 | 350 | M | 158 |
| EL24N35 | 23,500/23,300 | 13,000/10,600 | 230/208 | 9 | 10.8/11.4 | 2449/2449 | 24/22.4 | 5500/4650 | 7.0 | 640 | L | 212 |

### Kühl Units

| STD PKG | U/M | BERCOR NUMBER | DESCRIPTION | PC-1 1-2 | PC-2 3 |
|---|---|---|---|---|---|
| 1 | EA | 86957 | SQ08N10D 7900 BTU R410A 115V WINDOW A/C | | |
| 1 | EA | 86951 | SS10N10C 9700 BTU R410A 115V WINDOW A/C | | |
| 1 | EA | 86952 | SS12N10C 12000 BTU R410A 115V WINDOW A/C | | |
| 1 | EA | 86954 | SS14N10C 14000 BTU R410A 115V WINDOW A/C | | |
| 1 | EA | 86953 | SS12N30C 12000 BTU R410A 230/208V WINDOW A/C | | |
| 1 | EA | 86955 | SM18N30B 17500/17200 BTU R410A 230/208V WINDOW A/C | | |
| 1 | EA | 86956 | SL24N30C 24000/23800 BTU R410A 230/208V WINDOW A/C | | |
| 1 | EA | 86657 | SL36N30B 36000/35500 BTU 410A 230/208V WINDOW A/C | | |

### Kühl Units with Electric Heat

| | | | | | |
|---|---|---|---|---|---|
| 1 | EA | 86658 | ES12N33B 12000/10700 BTU 410A 230/208V WINDOW A/C | | |
| 1 | EA | 86663 | EM18N34A 17500/17200 BTU 410A 230/208V WINDOW A/C | | |
| 1 | EA | 86664 | EL24N35 24000/23800 BTU 410A 230/208V WINDOW A/C | | |

# FRIEDRICH ZoneAire® Portable Air Conditioners



- Ideal for supplemental and emergency cooling for homes, offices, workshops, garages, sunrooms and dorms.
- Fast cooling with dual hose exhaust
- Bucketless design features self-evaporative condensate system
- 24 hour timer with remote control
- 3 operational settings: cooling, dehumidify, and fan only

| Model No. | BTU | EER | Net Weight (Lbs.) | Volts | Cooling Amps | Circuit Breaker Rating |
|---|---|---|---|---|---|---|
| P09B | 9300 | 9.4 | 80 | 115 | 10.8 | 125V-15A |
| P12B | 11600 | 8.8 | 86 | 115 | 11.5 | 125V-15A |

| STD PKG | U/M | BERCOR NUMBER | DESCRIPTION | PC-1 1-2 | PC-2 3 |
|---|---|---|---|---|---|
| 1 | EA | 86511 | P09B 9000 BTU 115V PORTABLE A/C R-410A | | |
| 1 | EA | 86512 | P12B 12000 BTU 115V PORTABLE A/C R-410A | | |

# Koldwave Kompac Water Cooled Air Conditioners





Koldwave portable air conditioners provide emergency, spot or supplemental cooling where and when you need it. The water-cooled Kompac units use water instead of outdoor air to reject heat. Only a small amount of water is needed as the unit has a water regulating valve to conserve water usage.

- Sleek cabinet design internally insulated with fiberglass insulation
- control head pressure and conserve water
- Forward-curved fan with direct drive motor
- Permanent washable features
- High effiency scroll compressor
- Plate-fin evaporator coil
- Coaxial copper condenser coil
- Sealed condensate pump removes condensate automatically

| Model No. | BTUs | Voltage | Amps |
|---|---|---|---|
| 5WK14BEA1AAA0 | 14,000 | 115/1/605 | 11.6 |
| 5WK18BGA1AAA0 | 18,000 | 230/1/60 | 6.6 |
| 5WK26BGA1AAA0 | 26,000 | 230/1/60 | 10 |

## Air Conditioners

| Use with Bercor | STD PKG | U/M | BERCOR NUMBER | DESCRIPTION | PC-1 1 | PC-2 2 |
|---|---|---|---|---|---|---|
| 66524 | 1 | EA | 63913 | 5WK14BEA1AAA0 14000BTU 1T 115V 1PH PORTABLE A/C R-410A | | |
| 66524 | 1 | EA | 63914 | 5WK18BGA1AAA0 18000BTU 1.5TON 230V 1PH PORTABLE A/C R-410A | | |
| 63320 | 1 | EA | 63915 | 5WK26BGA1AAA0 26000BTU 2TON 230V 1PH PORTABLE A/C R-410A | | |

## Accessories

| For Use With | STD PKG | U/M | BERCOR NUMBER | DESCRIPTION | PC-1 EACH |
|---|---|---|---|---|---|
| 5WK14, 18 | 1 | EA | 66524 | 99.0005.12 20FT HOSE KIT | |
| 5WK26 | 1 | EA | 63320 | 88-SA076-3505 20 FT HOSE KIT W/PLASTIC CONNECTORS FOR 5WK26 | |
| All 5WK Models | 1 | EA | 81244 | 88SA057-0025 120/240V CONDENSATE PUMP ASSEMBLY | |

# HDE Series Industrial Air Conditioners



- 10 fin per inch evaporator coil.
- Coils are coated with a baked on corrosion resistant coating.
- Service doors that are removable without the use of a tool.
- Scroll compressor.
- 3-Phase voltage.
- Totally enclosed blower motor.
- A stainless steel drain pan is used to prevent rusting.
- High and low pressure switches are used to protect other costly components from damage.
- Cabinet uses 16 gauge G-90 galvanized steel.

| Model | Capacity* | CFM** | Voltage (Hz) | FLA | Weight | Dimensions H x W x D (In) |
|---|---|---|---|---|---|---|
| SVWC3 | 36,000 | 1,200 | 460-3 | 12/13 | 550 | 73-1/2 x 42 x 23 |
| SVWC5 | 60,000 | 2,000 | 460-3 | 15/13 | 550 | 73-1/2 x 42 x 23 |
| SVWC5 | 60,000 | 2,000 | 230-3 | 45 | 550 | 73-1/2 x 42 x 23 |
| SVWC8 | 96,000 | 3,200 | 460-3 | 15/21 | 810 | 75-1/2 x 55 x 29 |
| SVWC10 | 120,000 | 4,000 | 460-3 | 15/21 | 905 | 75-1/2 x 55 x 29 |
| SVWC15 | 180,000 | TBA | 460-3 | TBA | TBA | TBA |
| SVWC20 | 240,000 | TBA | 460-3 | TBA | TBA | TBA |

* BTUH @ Max 85 degree entering water to condenser, 80/67 evaporator.

** CFM rating @ .5"sp.

## R-22/R-407C Air Conditioners

| STD PKG | U/M | BERCOR NUMBER | DESCRIPTION | PC-1 EACH |
|---|---|---|---|---|
| 1 | EA | 63755 | SVWC3-81HDE 3 TON 460 VOLT WATER COOLED A/C | |
| 1 | EA | 63759 | SVWC5-83HDE 5 TON 208/230 3 PHASE WATER COOLED A/C | |

## R-134a Air Conditioners

| | | | | |
|---|---|---|---|---|
| 1 | EA | 89200 | SVWC3-SC-51HDE 3 TON 460V 3PH R-134A WATER COOLED A/C | |
| 1 | EA | 89204 | SVWC5-SC-51HDE 5 TON 208/230V 3PH R-134A WATER COOLED A/C | |
| 1 | EA | 89201 | SVWC5-SC-51HDE 5 TON 460V 3PH R-134A WATER COOLED A/C | |
| 1 | EA | 89202 | SVWC8-SC-51HDC 7.5 TON 460V 3PH R-134A WATER COOLED A/C | |
| 1 | EA | 89203 | SVWC10-SC-51HDE 10 TON 460V 3PH R-134A WATER COOLED A/C | |
| 1 | EA | 89205 | SVWC15-SC-51HDE 15 TON 460V 3PH R-134A WATER COOLED A/C | |
| 1 | EA | 89206 | SVWC20-SC-51HDE 20 TON 460V 3PH R-134A WATER COOLED A/C | |

# Industrial Econo Severe Duty Condensers and Air Handlers



**Condensers**
- Heresite coated
- 8-10 fins per inch
- Low ambient VFD
- ICC controls
- Maneurop compressor

**Air Handlers**
- Up to 3/4 in. static pressure
- Belt drive
- Vertical

### R-22/R-407C Condensers

| STD PKG | U/M | BERCOR NUMBER | DESCRIPTION | PC-1 EACH |
|---|---|---|---|---|
| 1 | EA | 63760 | CA3E-41LA 3 TON ECONO SEVERE DUTY CONDENSER | |
| 1 | EA | 63761 | CA5E-81LA 5 TON ECONO SEVERE DUTY CONDENSER | |
| 1 | EA | 63762 | CA7.5E-41LA 7.5 TON ECONO SEVERE DUTY CONDENSER | |
| 1 | EA | 63763 | CA10E-81LA 10 TON ECONO SEVERE DUTY CONDENSER | |

### R-134a Condensers

| | | | | |
|---|---|---|---|---|
| 1 | EA | 89207 | CA3E-SC-51LA 3 TON R-134A ECONO SEVERE DUTY CONDENSER | |
| 1 | EA | 89208 | CA5E-SC-51LA 5 TON R-134A ECONO SEVERE DUTY CONDENSER | |
| 1 | EA | 89209 | CA7.5E-SC-51LA 7.5 TON R-134A ECONO SEVERE DUTY CONDENSER | |
| 1 | EA | 89210 | CA10E-SC-51LA 10 TON R-134A ECONO SEVERE DUTY CONDENSER | |

### R-22/R-407C Air Handlers

| | | | | |
|---|---|---|---|---|
| 1 | EA | 63769 | AV5-81HDMC 5 TON 460 VOLT VERTICAL AIR HANDLER | |
| 1 | EA | 63770 | AV7.5-41HDMC 7.5 TON 460 VOLT R-22 VERTICAL AIR HANDLER | |
| 1 | EA | 63773 | AV10-81HDMC 10 TON 460 VOLT VERTICAL AIR HANDLER | |

### R-134a Air Handlers

| | | | | |
|---|---|---|---|---|
| 1 | EA | 89211 | AV5-51HDMC 5 TON 460V 3PH R-134A VERTICAL AIR HANDLER | |
| 1 | EA | 89212 | AV7.5-51HDMC 7.5 TON 460V 3PH R-134A VERTICAL AIR HANDLER | |
| 1 | EA | 89213 | AV10-51HDMC 10 TON 460V 3PH R-134A VERTICAL AIR HANDLER | |
| 1 | EA | 89214 | AV15-51HDMC 15 TON 460V 3PH R-134A VERTICAL AIR HANDLER | |

# Parts and Accessories

| STD PKG | U/M | BERCOR NUMBER | DESCRIPTION | PC-1 EACH |
|---|---|---|---|---|
| 1 | EA | 63724 | 010-00145 5KW 460/3/60 DUCT HEATER F/ SVWC3E | |
| 1 | EA | 63752 | 010-00148 10KW 460/3/60 DUCT HEATER F/ SVWC5E,8E,10E | |
| 1 | EA | 63753 | 010-00149 15KW 460/3/60 DUCT HEATER F/ SVWC5E,8E,10E | |
| 1 | EA | 90500 | 034-00001 CRIMPING PLIERS EZ CLIP HAND TOOL FOR 4-12 HOSE FTGS | |
| 1 | EA | 90501 | 034-00002 CRIMPER, HOSE, EZ CLIP HAND TOOL FOR 16 HOSE | |
| 1 | EA | 90502 | 034-00003 CUTTER TOOL FOR GH134 HOSE. | |
| 1 | EA | 90503 | 034-00004 FIELD REPAIR KIT FOR #6-#12 GH134 HOSE | |
| 100 | FT | 90504 | 034-04000 HOSE #4 FC505-4, AEROQUIP, MULTI REF. | |
| 1 | EA | 90505 | 034-04001 CAGE #4 1F40105-04C, AEROQUIP | |
| 1 | EA | 90506 | 034-04002 CLIP #4 1F40104-04C, AEROQUIP | |
| 1 | EA | 90507 | 034-04003 STRT FTG#4 FJ3731-0404S EZ CLIP FEM JIC 37 DEG FLARE | |
| 1 | EA | 90508 | 034-04004 90 FTG#4 EJ3533-01-0404S EZ CLIP FEM JIC 37 DEG FLARE | |
| 1 | EA | 90509 | 034-04005 45 FTG#4 EJ3534-01-0404S EZ CLIP FEM JIC 37 DEG FLARE | |
| 100 | FT | 90510 | 034-06000 #6 HOSE GH134-6, AEROQUIP, MULTI REF | |

***Continued on the Following Page***

***Continued from the Previous Page***

| STD PKG | U/M | BERCOR NUMBER | DESCRIPTION | PC-1 EACH |
|---|---|---|---|---|
| 1 | EA | 90511 | 034-06001 #6 CAGE 1F40105-06C, AEROQUIP | |
| 1 | EA | 90512 | 034-06002 #6 CLIP 1F40104-06C, AEROQUIP | |
| 1 | EA | 90513 | 034-06003 STRT FTG#6 FJ3731-0606S EZ CLIP FEM JIC 37 DEG FLARE | |
| 1 | EA | 90514 | 034-06004 90 FTG#6 EJ3533-02-0606S EZ CLIP FEM JIC 37 DEG FLARE | |
| 1 | EA | 90515 | 034-06005 90 FTG #6/8 EJ3533-02-0606S EZ CLIP FEM JIC 37 DEG FLARE | |
| 1 | EA | 90516 | 034-06006 45 FTG #6 EJ3534-02-0606S EZ CLIP FEM JIC 37 DEG FLARE | |
| 1 | EA | 90517 | 034-06007 45 FTG #6/8 EJ3534-03-0608S EZ CLIP FEM JIC 37 DEG FLARE | |
| 1 | EA | 90518 | 034-06008 SPICER FITTING #6 FJ3045-0606S, AEROQUIP | |
| 100 | FT | 90519 | 034-08000 #8 HOSE GH134-8, AEROQUIP, MULTI REF | |
| 1 | EA | 90520 | 034-08001 #8 CAGE 1F40105-08C, AEROQUIP | |
| 1 | EA | 90521 | 034-08002 #8 CLIP 1F40104-08C, AEROQUIP | |
| 1 | EA | 90522 | 034-08003 STRT FTG#8 FJ3731-0808S EZ CLIP FEM JIC 37 DEG FLARE | |
| 1 | EA | 90523 | 034-08004 90 FTG#8 EJ3533-04-0808S EZ CLIP FEM JIC 37 DEG FLARE | |
| 1 | EA | 90524 | 034-08005 45 FTG#8 EJ3534-04-0808S EZ CLIP FEM JIC 37 DEG FLARE | |
| 1 | EA | 90525 | 034-08006 SPLICER FITTING #8 FJ3045-0808S, AEROQUIP | |
| 100 | FT | 90526 | 034-10000 #10 HOSE GH134-10, AEROQUIP, MULTI REF | |
| 1 | EA | 90527 | 034-10001 #10 CAGE 1F40105-10C, AEROQUIP | |
| 1 | EA | 90528 | 034-10002 #10 CLIP 1F40104-10C, AEROQUIP | |
| 1 | EA | 90529 | 034-10003 STRT FTG#10 FJ3731-1010S EZ CLIP FEM JIC 37 DEG FLARE | |
| 1 | EA | 90530 | 034-01004 90 FTG #10 EJ3533-05-1010S EZ CLIP FEM JIC 37 DEG FLARE | |
| 1 | EA | 90531 | 034-10005 45 FTG #10 EJ3534-05-1010S EZ CLIP FEM JIC 37 DEG FLARE | |
| 1 | EA | 90532 | 034-10006 #10 SPLICER FITTING FJ3045-1010S, AEROQUIP | |
| 100 | FT | 90534 | 034-12000 #12 HOSE GH134-12, AEROQUIP, MULTI REF | |
| 1 | EA | 90535 | 034-12001 #12 CAGE 1F40105-12C, AEROQUIP | |
| 1 | EA | 90536 | 034-12002 #12 CLIP 1F40104-12C, AEROQUIP | |
| 1 | EA | 90537 | 034-12003 STRT FTG#12 FJ3731-1212S EZ CLIP FEM JIC 37 DEG FLARE | |
| 1 | EA | 90538 | 034-12004 90 FTG #12 EJ3533-06-1212S EZ CLIP FEM JIC 37 DEG FLARE | |
| 1 | EA | 90539 | 034-12005 45 FTG #12 EJ3534-06-1212S EZ CLIP FEM JIC 37 DEG FLARE | |
| 1 | EA | 90540 | 034-12006 #12 SPLICER FITTING FJ3045-1212S, AEROQUIP | |
| 100 | FT | 90541 | 034-16000 #16 HOSE GH134-16, AEROQUIP, MULTI REF | |
| 1 | EA | 90542 | 034-16001 #16 CAGE 1F40105-16C, AEROQUIP | |
| 1 | EA | 90543 | 034-16002 #16 CLIP 1F40104-16C, AEROQUIP | |
| 1 | EA | 90544 | 034-16003 STRT FTG#16 FJ3731-1616S EZ CLIP FEM JIC 37 DEG FLARE | |
| 1 | EA | 90545 | 034-16004 90 FTG #16 EJ3533-07-1616S EZ CLIP FEM JIC 37 DEG FLARE | |
| 1 | EA | 90546 | 034-16005 45 FTG #16 EJ3534-07-1616S EZ CLIP FEM JIC 37 DEG FLARE | |
| 1 | EA | 90547 | 034-16006 #16 SPLICER FITTING FJ3045-1616S, AEROQUIP | |
| 1 | EA | 63810 | 169-00007-AM WEATHERHOOD ASSEMBLY FOR 7.5/10 TON ECONO CONDENSOR | |
| 1 | EA | 63764 | 189-00050 3 & 5 TON PLENUM ASSEMBLY FOR W/C PKG | |
| 1 | EA | 63767 | 189-00053 8 & 10 TON PLENUM ASSEMBLY FOR W/C PKG | |
| 1 | EA | 63766 | 189-00054(00082) 3 & 5 TON FILTER RACK W/DOOR FOR W/C PKG | |
| 1 | EA | 63768 | 189-00083 8 & 10 TON FILTER RACK W/DOOR FOR W/C PKG | |
| 1 | EA | 63807 | 189-00086 SPACER F/ SVWC3E,5E | |
| 1 | EA | 63809 | 189-00087 SPACER F/ SVWC8E,10E | |
| 1 | EA | 63819 | MBH4000 4KW 240V 1PH DC HEATER | |

## Comfort-Aire® Comfort-Aire Parts

| Fits the Following Units | Vendor | Comfort-Aire Part No. | STD PKG | U/M | BERCOR NUMBER | DESCRIPTION | PC-1 EACH |
|---|---|---|---|---|---|---|---|
| — | — | 8403B-0065A | 1 | EA | 63934 | 8403B-0065A C17-9004-00 STAT | |
| — | — | 8403C-0182A | 1 | EA | 63935 | 8403C-0182A STAT | |
| — | — | 8405C-0050A | 1 | EA | 64175 | 8405C-0050A SWITCH | |
| WT-183HE | Tec | 8000-599 | 1 | EA | 63899 | AB5519G 230-1 8000-599 COMPRESSOR (8000-901) | |
| WO121, WR213 | Tec | 8000-400 | 1 | EA | 63990 | AB5524F 230-1 8000-400 COMPRESSOR (8000-906) | |
| — | Tec | 8000-444 | 1 | EA | 63924 | AH5534E 230-3 8000-444 COMPRESSOR | |

FRIEDRICH

# Packaged Terminal Units

## Air Conditioners and Heat Pump



- Steel base pan and sleeve that are powder-coat painted to resist rust and corrosion
- End plates on both the indoor and outdoor coil are stainless steel to resist rust and corrosion
- Run-tested at the factory to reduce problems in the field
- 14 numeric service error codes stored in memory facilitate rapid unit diagnostics
- Easy access, long-life filters simplify maintenance that extends the life of the product
- Room freeze protetion initiates heat if temperature falls to 40 degrees in an unoccupied room
- Tamper-resistant grille and durable front panel with break-proof control door design
- Indoor coil frost sensor protects the compressor to lengthen the life of the unit
- 2-year full warranty on parts and labor
  5-year limited warranty on sealed refrigeratn system

| Model | PDE07K | PDE09K | PDE15K |
|---|---|---|---|
| **Performance Data** | | | |
| Cooling BTUH | 7700/7600 | 9000/8800 | 15000/14600 |
| Power (Watts) | 640/620 | 800/770 | 1530/1510 |
| EER | 12.0/12.2 | 11.3/11.4 | 9.8/9.7 |
| Dehumidification (Pints/Hr.) | 1.7 | 2.2 | 3.2 |
| Sensible Heat Ratio | 0.84 | 0.81 | 0.65 |
| **Electrical Data** | | | |
| Voltage /Hz/Ph | 230/208/30/1 | | |
| Volt Range | 253-187 | | |
| | | | |
| Current (Amps) | 2.8/3.0 | 3.7/3.9 | 6.7/7.5 |
| Power Factor | 0.97 | 0.99 | 0.99 |
| Compressor LRA | 19 | 17 | 32.6 |
| Compressor RLA | 2.8 | 3.7 | 6.6 |
| Fan Motor Horsepower | 0.024 | 0.029 | 0.031 |
| **Airflow Data** | | | |
| Indoor CFM, High | 345/315 | 360/345 | 385/375 |
| Indoor CFM, Med. | 320/290 | 330/305 | 360/330 |
| Indoor CFM, Low | 295/265 | 300/270 | 320/290 |
| Vent CFM | 75 | 75 | 75 |
| **Physical Data** | | | |
| Dimensions H x W x D (In.) | 16 x 42 x 13-3/4 | 16 x 42 x 13-3/4 | 16 x 42 x 13-3/4 |
| Net Weight (Lbs.) | 106 | 111 | 119 |
| Shipping Weight (Lbs.) | 126 | 131 | 139 |
| R-410A Charge (Oz.) | 23.63 | 33.51 | 38.1 |

## Air Conditioners

| STD PKG | U/M | BERCOR NUMBER | DESCRIPTION | PC-1 EACH |
|---|---|---|---|---|
| 1 | EA | 86810 | PDE07K3SF 7700 BTU 3KW 208/230V PTAC - R410A | |
| 1 | EA | 86811 | PDE09K3SF 9000 BTU 3KW 208/230V PTAC - R410A | |
| 1 | EA | 86813 | PDE15K5SF 15000 BTU 5KW 208/230V PTAC - R410A | |

## Heat Pump

| | | | | |
|---|---|---|---|---|
| 1 | EA | 86815 | PDH09K3SF 9000 BTU 3KW 208/230V PTAC HEAT PUMP - R410A | |

## Accessories

| | | | | |
|---|---|---|---|---|
| 1 | EA | 86819 | PXGA OUTDOOR STD STAMP ALUM GRILLE | |
| 10 | EA | 86820 | PXDR10 COND DRAIN KIT | |
| 1 | EA | 86818 | PDXWSA 16"H X 42"W X 13.75"D INSULATED WALL SLEEVE | |

# Packaged Terminal Air Conditioners

## E Models



**Packaged Terminal Air Conditioner**

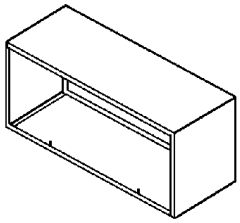

**Insulated Metal Wall Sleeve**



**Standard Aluminum Grille**

The Amana delivers application flexibility and versatility in zoned heating and cooling applications. The unit is quiet and dependable and has been built to industry-accepted dimensions in height, width, and depth. Features include remote thermostat interface and freeze protection.

Ideal for any application requiring individual zone heating and cooling such as apartments/condos, office buildings, residential additions, hotels/motels, schools, and nursing homes/hospitals.
Cooling: 7,100 through 14,200 BTUH
Heating: 6,800 through 17,100 BTUH
EER: Up to 11.6

### Cooling/Electric Heat Models

| Model No. | EER | Electric Heat (KW) | Voltage | Dimensions for Sleeve H x W x D (In.) | Shipping Weight (Lbs.) |
|---|---|---|---|---|---|
| PTC073E35A | 11.7/11.9 | 3.5 | 230/208 | 16-1/16 x 42 x 14 | 114 |
| PTC093E35A | 11.2/11.7 | 3.5 | 230/208 | 16-1/16 x 42 x 14 | 118 |
| PTC123E35A | 10.5/10.4 | 3.5 | 230/208 | 16-1/16 x 42 x 14 | 123 |
| PTC153E35A | 9.9/9.9 | 3.5 | 230/208 | 16-1/16 x 42 x 14 | 134 |
| PTC153E50A | 9.9/9.9 | 5.0 | 230/208 | 16-1/16 x 42 x 14 | 134 |

### Cooling/Electric Heat Models

| Model No. | EER | Electric Heat (KW) | Voltage | Dimensions for Sleeve H x W x D (In.) | Shipping Weight (Lbs.) |
|---|---|---|---|---|---|
| PTC073E35A | 11.7/11.9 | 3.5 | 230/208 | 16-1/16 x 42 x 14 | 114 |
| PTC093E35A | 11.2/11.7 | 3.5 | 230/208 | 16-1/16 x 42 x 14 | 118 |
| PTC123E35A | 10.5/10.4 | 3.5 | 230/208 | 16-1/16 x 42 x 14 | 123 |
| PTC153E35A | 9.9/9.9 | 3.5 | 230/208 | 16-1/16 x 42 x 14 | 134 |
| PTC153E50A | 9.9/9.9 | 5.0 | 230/208 | 16-1/16 x 42 x 14 | 134 |

### Packaged Terminal Air Conditioners—R-410A

| STD PKG | U/M | BERCOR NUMBER | DESCRIPTION | PC-1 EACH |
|---|---|---|---|---|
| 1 | EA | 83500 | PTC073E35AXXX 7600 BTU 208/230V 3.5KW PTAC - R410A | |
| 1 | EA | 83501 | PTC093E35AXXX 8700 BTU 208/230V 3.5KW PTAC - R410A | |
| 1 | EA | 83502 | PTC123E35AXXX 11500 BTU 208/230V 3.5KW PTAC - R410A | |
| 1 | EA | 83503 | PTC153E35AXXX 14000 BTU 208/230V 3.5KW PTAC - R410A | |
| 1 | EA | 83504 | PTC153E50AXXX 14000 BTU 208/230V 5 KW PTAC - R410A | |

### Accessories and Service Parts

| | | | | |
|---|---|---|---|---|
| 1 | EA | 67797 | 22312903 208/230 VOLT 3.5 KW HEAT STRIP | |
| 1 | EA | 67798 | 22312904 208/230 VOLT 5 KW HEAT STRIP | |
| 1 | EA | 67803 | PWHK01B UNIVERSAL PTAC WIRING HARNESS KIT | |
| 1 | EA | 67802 | RSKP0009 CONTROL BOARD FOR AMANA PTAC WAS -008 | |
| 1 | EA | 67176 | SGK01B STD STAMP ALUM OUTDOOR GRILLE | |
| 1 | EA | 67175 | WS900E 42"X16" INSUL WALL SLEEVE (D) | |

# E Model Heat Pump Packaged Terminal Units



The "E" Model Heat Pump Packaged Terminal Unit can reduce energy bills up to 25% over older, high efficient Amana units. Amana engineers have made their electronic control board even more "state-of-the-art," which means increased heat pump run time and reduced heating watts.

### Industry Leading 1-5-5 Warranty

- 1-year full on the entire unit.
- 5-year full on the entire sealed system.
- 5-year functional parts warranty.

### Outstanding Energy Efficiences

- EERs up to 11.6.
- COPs up to 3.3.
- Minimize electrical consumption and qualify for many rebates from power companies.

### Room Freeze Protection

Reduce broken water pipes or fixtures caused by freezing temperatures. When the unit senses 40° F, the fan and electric of hydronic heat are automatically activated.

### Large, Easy to Use Controls

No complex controls to confuse your guests and create phone calls for your manager. Controls are easy to read, understand, and activate.

### Extremely Quiet Operation

The unit's state of the art design and construction provide a quiet environment for guests.

### Heat Pump Models

| Model No. | BTUH Cooling | EER | Reverse Cycle Heating BTUH | COP | Voltage |
|---|---|---|---|---|---|
| PTH073E35A | 7,600/7,500 | 11.7/12.1 | 6,800/6,800 | 3.3/3.3 | 230/208 |
| PTH093E35A | 9,000/8,900 | 11.7/11.6 | 8,300/8,100 | 3.3/3.3 | 230/208 |
| PTH123E35A | 11,500/11,100 | 10.5/10.4 | 10,900/10,500 | 3.1/3.1 | 230/208 |
| PTH153E**A | 14,000/13,900 | 9.6/9.5 | 13,500/13,300 | 2.9/2.9 | 230/208 |

**NOTE:** The asterisks (**) in the model number are the electric heat designator: either no-heat or a standard heater selections (2.0 kW to 5.0 kW in 230V or 265V.)

### Packaged Terminal Units—R-410A

| STD PKG | U/M | BERCOR NUMBER | DESCRIPTION | PC-1 EACH |
|---|---|---|---|---|
| 1 | EA | 83505 | PTH073E35AXXX 7600 BTU 208/230V 3.5KW PTAC HEAT PUMP - R410A | |
| 1 | EA | 83506 | PTH093E35AXXX 9000 BTU 208/230V 3.5KW PTAC HEAT PUMP - R410A | |
| 1 | EA | 83507 | PTH123E35AXXX 11500 BTU 208/230V 3.5KW PTAC HEAT PUMP - R410A | |
| 1 | EA | 83508 | PTH153E35AXXX 14000 BTU 208/230V 3.5KW PTAC HEAT PUMP - R410A | |
| 1 | EA | 83509 | PTH153E50AXXX 14000 BTU 208/230V 5KW PTAC HEAT PUMP - R410A | |

### Drain Kit

| | | | | |
|---|---|---|---|---|
| 1 | EA | 67178 | DK900D AMANA PTAC DRAIN KIT | |

# Aprilaire® Accessories for 1700 Series Whole-House Dehumidifiers

| STD PKG | U/M | BERCOR NUMBER | DESCRIPTION | PC-1 EACH |
|---|---|---|---|---|
| 1 | EA | 70017 | 6508 NORMALLY CLOSED CONTROL DAMPER 1750 & 1770 | |
| 1 | EA | 70018 | 6608 NORMALLY OPEN CONTROL DAMPER 1750 & 1770 | |
| 1 | EA | 70019 | 8027 24 VOLT POWER ADAPTER 1700 | |

# Aprilaire® 1800 Series Whole-House Dehumidifiers



**1850F**

### Series Features

The 1830, 1850, and 1870 ducted models have the ability to bring in fresh air through a 6" round duct and 6" round normally closed damper. Built-in controls adjust the amount of fresh air that is let in.

- Drain Connection: 3/4" PVC
- Filters: 1/2" Washable, MERV 8
- Duct Collars: 10" Diameter
- 5 Year Warranty
- Energy Star qualified



**1830/1850**

### Model 1830

- For smaller homes, townhomes, condominiums, and crawl spaces.
- 70 pints per day capacity
- Airflow at 0.2" w.c. external static pressure: 120 CFM
- Weight: 67 lbs.
- Dimensions: 12.5" W x 14.5" H x 25" L
- Inlet/Outlet Duct Collars: 10" Diameters

### Model 1850

- For whole-home dehumidification, basements, crawl spaces, and sealed attics.
- 95 pints per day capacity.
- Airflow at 0.2" w.c. external static pressure: 230 CFM
- Weight: 75 lbs.
- Dimensions: 12.5" W x 14.5" H x 27.5" L

### Model 1850F

- A free-standing model for non-ducted applications.
- 95 pints per day capacity.
- Air flow at 0.0" w.c. external static pressure: 245 CFM
- Weight: 70 lbs.
- Dimensions: 12.5" W x 14.5" H (17" with casters) x 27.5"

### Model 1870

- For whole-home dehumidification, basements, crawl spaces, and sealed attics.
- 130 pints per day capacity.
- Air flow at 0.0" w.c. external static pressure: 310 CFM
- Weight: 113 lbs.
- Dimensions: 19.49" W x 19.36" H x 36.07" D

| STD PKG | U/M | BERCOR NUMBER | DESCRIPTION | PC-1 EACH |
|---|---|---|---|---|
| 4 | EA | 70081 | 1830 70 PINT WHOLE HOUSE DEHUMIDIFIER | |
| 4 | EA | 70082 | 1850 95 PINT WHOLE HOUSE DEHUMIDIFIER | |
| 4 | EA | 70083 | 1850F 95 PINT/DAY FREE STANDING DEHUMIDIFIER | |
| 4 | EA | 70084 | 1870 130 PINTS/DAY DEHUMIDIFIER | |

# 1800 Series Whole-House Dehumidifiers



1850F

## Series Features

The 1830, 1850, and 1870 ducted models have the ability to bring in fresh air through a 6" round duct and 6" round normally closed damper. Built-in controls adjust the amount of fresh air that is let in.

- Drain Connection: 3/4" PVC
- Filters: 1/2" Washable, MERV 8
- Duct Collars: 10" Diameter
- 5 Year Warranty
- Energy Star qualified



1830/1850

## Model 1830

- For smaller homes, townhomes, condominiums, and crawl spaces.
- 70 pints per day capacity
- Airflow at 0.2" w.c. external static pressure: 120 CFM
- Weight: 67 lbs.
- Dimensions: 12.5" W x 14.5" H x 25" L
- Inlet/Outlet Duct Collars: 10" Diameters

## Model 1850

- For whole-home dehumidification, basements, crawl spaces, and sealed attics.
- 95 pints per day capacity.
- Airflow at 0.2" w.c. external static pressure: 230 CFM
- Weight: 75 lbs.
- Dimensions: 12.5" W x 14.5" H x 27.5" L

## Model 1850F

- A free-standing model for non-ducted applications.
- 95 pints per day capacity.
- Air flow at 0.0" w.c. external static pressure: 245 CFM
- Weight: 70 lbs.
- Dimensions: 12.5" W x 14.5" H (17" with casters) x 27.5"

## Model 1870

- For whole-home dehumidification, basements, crawl spaces, and sealed attics.
- 130 pints per day capacity.
- Air flow at 0.0" w.c. external static pressure: 310 CFM
- Weight: 113 lbs.
- Dimensions: 19.49" W x 19.36" H x 36.07" D

| STD PKG | U/M | BERCOR NUMBER | DESCRIPTION | PC-1 EACH |
|---|---|---|---|---|
| 4 | EA | 70081 | 1830 70 PINT WHOLE HOUSE DEHUMIDIFIER | |
| 4 | EA | 70082 | 1850 95 PINT WHOLE HOUSE DEHUMIDIFIER | |
| 4 | EA | 70083 | 1850F 95 PINT/DAY FREE STANDING DEHUMIDIFIER | |
| 4 | EA | 70084 | 1870 130 PINTS/DAY DEHUMIDIFIER | |

# Honeywell TrueDRY™ Dehumidification Systems



The TrueDRY™ dehumidification systems are integrated into your HVAC equipment. It can also be used as a standalone solution to quietly remove moisture from specific areas, improve comfort and eliminate the need for maintenance. The TrueDRY™ uses R-410A refrigerant and conforms to EPA standards for refrigerants.

- MERV 11 filtration.
- Top or side-ducted exhaust
- Energy Star Rated

| Model No. | Capacity (Pints) | Home Size | Application | Key Features | Refrigerant | Electrical Rating | Size (In.) |
|---|---|---|---|---|---|---|---|
| DR65A | 65 | 2-3 ton system. Approx. 1800 sq ft. | Smaller homes, condos, townhomes, crawlspaces, basements and attics | Compact size, onboard control, intuitive wiring, easy access service panels, e-coated and coil | R-410A | 110-120V, 5.2 amps, 60 Hz, grounded | Width: 15.5<br>Height: 17.25<br>Length no collars: 21<br>Length with collars: 28.5 |
| DR90A | 90 | 3-4 ton system. Approx. 2800 sq ft. | Single homes, multi-family homes, and larger homes | Built-in ventilation port, e-coated and coil | R-410A | 110-120V, 6.3 amps, 60 Hz, grounded | Width: 14.25<br>Height: 19.25<br>Length no collars: 25.35<br>Length with collars: 32.35 |
| DR120A | 120 | 4-5 ton system. Approx. 3600 sq ft. | Larger homes, light commercial | High capacity dehumidification, ventilation and air filtration e-coated and coil | R-410A | 110-120V, 8.1 amps, 60 Hz, grounded | Width: 14.25<br>Height: 21.25<br>Length no collars: 25.35<br>Length with collars: 32.35 |

| STD PKG | U/M | BERCOR NUMBER | DESCRIPTION | PC-1 EACH |
|---|---|---|---|---|
| 1 | EA | 78260 | DR65A2000/U WHOLE HOUSE DEHUMIDIFIER | |
| 1 | EA | 78261 | DR90A2000/U WHOLE HOUSE DEHUMIDIFIER | |
| 1 | EA | 78262 | DR120A2000/U WHOLE HOUSE DEHUMIDFIER | |

# Honeywell Accessories for DR65A Whole-House Dehumidifier

| STD PKG | U/M | BERCOR NUMBER | DESCRIPTION | PC-1 EACH |
|---|---|---|---|---|
| 4 | EA | 78171 | 50018994-001/U 1" MERV 11 FILTER FOR THE DR/DH90 | |
| 1 | EA | 78172 | 50018995-001 10" BACK DRAFT DAMPER FOR THE DR/DH90 | |
| 1 | EA | 78173 | EARD6 6" AUTOMATED VENTILATION DAMPER FOR THE DR/DH 90 | |

## GENERALAire Whole House Dehumidifiers



### DH Series Features

- Stand alone or incorporate with furnace
- For crawl space, attic, or basement
- Inlet Air Operating Condition: 50–90° F
- Condensate Drain: 3/4" NPT
- Duct Connections: 8" diameter
- Plastic drain pan
- Power Supply: 110–120VAC, 6.7 FL amps, 60Hz., grounded
- Warranty: 5 year compressor, 1 year parts
- Energy Star rated

### DH70

- Capacity: 70 pints per day
- 280 CFM without external ducting
- Dimensions: 13" H x 13" W x 27-1/4" L
- Weight: 65 lbs.
- Fan Motor: 90 Watts
- Duct Connections: 8" diameter

### DH95

- Capacity: 95 pints per day
- 375 CFM without external ducting
- Dimensions: 14.5" H x 14.5" W x 29.5" L
- Weight: 73 lbs.
- Fan Motor: 115 Watts
- Duct Connections: 10" diameter

| STD PKG | U/M | BERCOR NUMBER | DESCRIPTION | PC-1 EACH |
|---|---|---|---|---|
| 1 | EA | 45726 | DH70 5133 70 PTS PER DAY WHOLE HOUSE DEHUMIDIFIER | |
| 1 | EA | 45727 | DH95 5134 95 PTS PER DAY WHOLE HOUSE DEHUMIDIFIER | |

### Replacement Media for DH70 & DH95

| | | | | |
|---|---|---|---|---|
| 12 | EA | 40037 | 7133 MERV11 11.75X11.75X1.75 PLEATED REPLACEMENT MEDIA FOR DH70 | |
| 12 | EA | 40038 | 7134 MERV11 13.375X13.375X1.75 PLEAT REPLACEMENT MEDIA FOR DH95 | |

## FRIEDRICH Portable Dehumidifiers



- Top mount, digital touch controls
- Displays room temp and humidity %
- Automatic defrost cycle
- Continuous drainage operation with direct drain or with internal drain pump (50 and 70 pint models)
- Will operate down to 41° F and up to 95° F (25 pint operates up to 90° F)
- High efficiency Energy Star® models
- Built-in drain pump (50 and 70 pint models)
- Humidity setpoint from 30% to 90% RH
- °F/°C indicator
- Removable condensate bucket for stand alone operation with built-in float switch
- Washable, slide-out filter
- Built-in casters for easy mobility when moving from room to room
- Dual fan speed
- Convenient carrying handle on the bucket
- Plugs into standard 115V outlet
- Energy Star rated

| Capacity Pints/Hour | Dimensions | STD PKG | U/M | BERCOR NUMBER | DESCRIPTION | PC-1 1-2 | PC-2 3 |
|---|---|---|---|---|---|---|---|
| 25 | 21 x 13 x 6-1/4 | 1 | EA | 86513 | D25D 25 PINT 410A PORTABLE DEHUMIDIFIER | | |
| 50 | 23-1/8 x 14-1/2 x 11-3/4 | 1 | EA | 86514 | D50D 50 PINT 410A PORTABLE DEHUMIDIFIER | | |
| 70 | 23-1/8 x 14-1/2 x 11-3/4 | 1 | EA | 86515 | D70D 70 PINT 410A PORTABLE DEHUMIDIFIER | | |

## EMI WHP Repair Parts

| STD PKG | U/M | BERCOR NUMBER | DESCRIPTION | PC-1 EACH |
|---|---|---|---|---|
| 1 | EA | 69060 | 550-1201 115V WHP CONDENSATE PUMP KIT | |
| 1 | EA | 69212 | 102-021 WHP 9/12 230 V MOTOR | |
| 1 | EA | 69213 | 102-045 WHP 15-36 230V MOTOR | |
| 1 | EA | 69214 | 240-2968 WHP REV B & C RELAY BOARD | |
| 1 | EA | 69216 | 240-3181 WHP REV C KEY PAD | |
| 1 | EA | 69217 | 550-618 WHP 9/12 REV C BLOWER WHEEL KIT | |
| 1 | EA | 69218 | 550-619 WHP 15/18 REV C BLOWER WHEEL KIT | |

# CHP Straight Cool Ceiling Mount Air Handler



- Standard cooling down to 60° F (outside temperature)
- 24 volt wall thermostat control
- Fresh air knockout
- Anti short cycle protection
- 208/230 standard voltage with 1.5kw heat strip

| STD PKG | U/M | BERCOR NUMBER | DESCRIPTION | PC-1 EACH |
|---|---|---|---|---|
| 1 | EA | 62015 | CHP12D301AA0A0A 18,000 BTU CEILING AIR HANDLER - 5KW HT, WALL T-STAT | |
| 1 | EA | 62019 | 550001222 CHP SERIES - CONDENSATE PUMP FIELD INSTALLED 208/230V | |
| 1 | EA | 62020 | 550000339 CHP SERIES TRIM KIT FOR 12,000-24,000 BTU MODELS | |

# S1C/S2C Straight Cool Condensers

## 1 and 2 Zone Models



- Standard cooling operation down to 60° F outside temperature for cooling only units, 32° F for heat pumps.
- Side discharge with injection molded base and enclosed compressor for reduced noise.
- Coil ground clearance of 12" provides added protection from the environment year round.
- Front access to key components.
- Industry standard R-22 refrigerant.

**NOTE**: S1H Single Zone Heat Pump (9,000–24,000 BTU/H) models also available. Call for information.

- Easy access connections for refrigerant gauges.
- Application flexibility with 100 ft. of interconnected refrigerant piping, supporting 35 ft. of lift.
- Corrosion resistant, powder-coated steel cabinet with coil protection.
- Factory installed Duratec Performance Package (09–12 only) for added compressor protection.
- Two circuit machines have fully independent circuits with compressors on each circuit.
- Warranty: 1-year parts, 5-year compressor.

### Single Zone

| Model | Cooling (Nom. BTU/H) | Heat Pump Capacity | Dimensions (In.) | | |
|---|---|---|---|---|---|
| | | | L | H | D |
| S1C/S1H9 | 9,000 | 8,200 | 24 | 36 | 15 |
| S1C/S1H2 | 12,000 | 10,200 | 24 | 36 | 15 |
| S1C/S1H8 | 18,000 | 16,400 | 32 | 36 | 15 |
| S1C/S1H4 | 24,000 | 20,600 | 32 | 40 | 15 |
| S1C3 | 30,000 | N/A | 38 | 44 | 15 |
| S1C6 | 36,000 | N/A | 38 | 48 | 15 |

### Two Zone

| Model | Cooling (Nom. BTU/H) | Dimensions (In.) | | |
|---|---|---|---|---|
| | | L | H | D |
| S2C9 9 | 18,000 | 32 | 36 | 15 |
| S2C 9 2 | 21,000 | 32 | 40 | 15 |
| S2C 2 2 | 23,000 | 32 | 40 | 15 |

### S1C Condensers

| STD PKG | U/M | BERCOR NUMBER | DESCRIPTION | PC-1 EACH |
|---|---|---|---|---|
| 1 | EA | 62021 | S1CA9000D00 9,000 BTU SINGLE ZONE STRAIGHT CL CONDENSER 208/230V | |
| 1 | EA | 62028 | S1CA2000D00 12,000 BTU SINGLE ZONE STRAIGHT CL CONDENSER 208/230V | |
| 1 | EA | 62029 | S1CA8000D00 18,000 BTU SINGLE ZONE STRAIGHT CL CONDENSER 208/230V | |
| 1 | EA | 62030 | S1CA4000D00 24,000 BTU SINGLE ZONE STRAIGHT CL CONDENSER 208/230V | |
| 1 | EA | 62031 | S1CA3000D00 30.000 BTU SINGLE ZONE STRAIGHT CL CONDENSER 208/230V | |
| 1 | EA | 62032 | S1CA6000D00 36,000 BTU SINGLE ZONE STRAIGHT CL CONDENSER 208/230V | |

### S1C Optional Components

| | | | | |
|---|---|---|---|---|
| 1 | EA | 62033 | 550001262 S1C SERIES LOW AMBIENT KIT FOR 9,000-12,000 BTU SYSTEMS | |
| 1 | EA | 62034 | 550001263 S1C SERIES LOW AMBIENT KIT FOR 18,000-36,000 BTU SYSTEMS | |

### S2C Condensers

| | | | | |
|---|---|---|---|---|
| 1 | EA | 62035 | S2SA9900D00 2-ZONE STRAIGHT COOL CONDENSERS (2) 9,000 BTU CONN. | |
| 1 | EA | 62036 | S2SA9200D00 2-ZONE STRAIGHT COOL CONDENSER 1-9,000 / 1-12,000 | |
| 1 | EA | 62037 | S2CA2200A00 2-ZONE STRAIGHT COOL CONDENSER (2)12,000 BTU CONN. | |

### S2C Optional Component

| | | | | |
|---|---|---|---|---|
| 1 | EA | 62038 | 550001262 S2C SERIES LOW AMBIENT KIT FOR 9,000-12,000 BTU SYSTEMS | |

# CYCLEMASTER Flare Ball Valve

## Insulation Covers Included



CYCLEMASTER flare ball valves feature full port construction, environmentally friendly, chromium-plated balls for reduced wear and extended seal life, and our exclusive MCM seals for industry-leading longevity and low leak rates. The insulations covers eliminate time and hassle associated with cutting insulation in the field.

- Engineered for multi-split A/C and heat pump units
- Self sealing elastometric insulation cover available
- Rupture proof encapsulated stem
- Dual o-ring seals
- Suitable for use with CFC, HCFC, and HFC refrigerants and oils, including R-410A
- Access points allow valve to be opened and closed without removing insulation
- Elastometric insulation meets 25/50 flame and smoke ratings and ASTM C177
- UL/cUL listed, CE certified
- Design working pressure (PS): 700 psig, 48 bar
- Working temperature range (TS): -40° F/300° F, -40° C/149° C

| STD PKG | U/M | BERCOR NUMBER | DESCRIPTION | PC-1 EACH |
|---|---|---|---|---|
| 1 | EA | 89184 | A 18568 CYCLEMASTER 3/8" FLARE BALL VALVE W/INSULATION COVERS | |
| 1 | EA | 89185 | A 18570 CYCLEMASTER 5/8" FLARE BALL VALVE W/INSULATION COVERS | |

MITSUBISHI ELECTRIC
HVAC Advanced Products Division

# Lineset Cover System

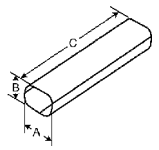
**CD-75, CD-100,**

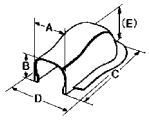
**NY-75, NY-100**

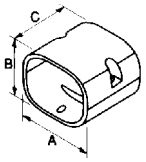
**NS-75, NS-100, NS-140**

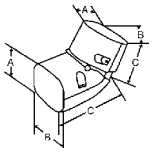
**NZ-75**

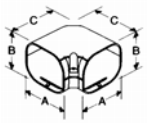
**NE-75, NE-100, NE-140**

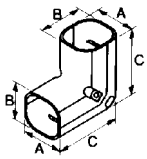
**NC-75, NC-100,**

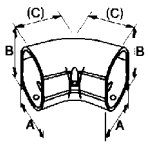
**NW-75, NW-140**

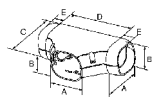
**NT-75, NT-140**

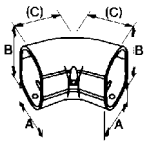
**NM-75, NM-100**

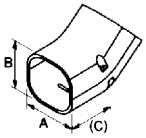
**NU-75, NU-100**

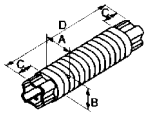
**NF-75**

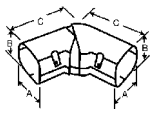
**NX-75, NX-140**

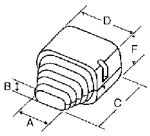
**NR-75, NR-140**

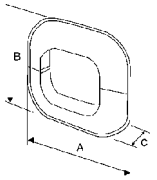
**NK-75, NK-100**

Put a professional finish on air conditioning installation with an easy-to-install modular system that beautifies exteriors and protects linesets, drainlines, and wiring.

- Available in four sizes: 2-1/4", 3", 4", and 6" tubes.
- 3", 4" sizes are stocked.
- Snap-on covers and a full selection of couplings, elbows, T-Joints, caps, and more for any application, complex or simple.
- High-quality PVC with UV inhibitors for outdoor service in all weather conditions.
- Can be painted with most house paints to match exterior decors.
- Not just for HVAC. Hide any exterior cabling, piping, or wiring.
- Use it indoors, too! Meets UL94 for interior applications.

| Bercor Number | Product | Dimensions (In.) | | | | |
|---|---|---|---|---|---|---|
| | | A | B | C | D | E |
| **Split Line Tube** | | | | | | |
| 67575 | CD-75 | 2-15/16 | 2-7/16 | 78-3/4 | | |
| 67605 | CD-100 | 3-7/8 | 2-11/16 | 78-3/4 | | |
| 67617 | CD-140 | 5-7/16 | 3-1/16 | 78-3/4 | | |
| **Simple Wall Cover** | | | | | | |
| 67606 | NY-75 | 3-1/4 | 2-11/16 | 8-1/4 | 3-11/16 | 3-1/4 |
| 67607 | NY-100 | 4-3/16 | 2-15/16 | 9-1/8 | 4-11/16 | 3-3/4 |
| **Socket/Coupling Joins Two Pieces of Tubing** | | | | | | |
| 67608 | NS-75 | 3-1/4 | 2-11/16 | 3-1/8 | | |
| 67609 | NS-100 | 4-3/16 | 2-15/16 | 3-1/8 | | |
| 76719 | NS-140 | 5-3/4 | 3-3/8 | 3-1/8 | | |
| **Universal Elbow (Vertical) Adjustable 45 to 90 Degree** | | | | | | |
| 67612 | NZ-75 | 3-3/8 | 2-11/16 | 4-13/16 | | |
| **90 Degree Elbow (Horizontal)** | | | | | | |
| 67613 | NE-75 | 3-1/4 | 2-11/16 | 5-9/16 | | |
| 67614 | NE-100 | 4-3/16 | 2-15/16 | 6-5/16 | | |
| 67620 | NE-140 | 5-3/4 | 3-3/8 | 7-7/8 | | |
| **90 Degree Elbow (Vertical)** | | | | | | |
| 67615 | NC-75 | 3-1/4 | 2-11/16 | 4-7/8 | | |
| 67616 | NC-100 | 4-3/16 | 2-15/16 | 5-5/16 | | |
| 67628 | NC-140 | 5-3/4 | 3-3/8 | 5-7/8 | | |
| **Wall Cover/ Inlet** | | | | | | |
| 67640 | NW-75 | 3-1/4 | 2-11/16 | 8-1/4 | 3-11/16 | 3-1/4 |
| 67647 | NW-100 | 4-3/16 | 2-15/16 | 9-1/8 | 4-11/16 | 3-3/4 |
| 67618 | NW140 | 5-3/4 | 3-3/8 | 11-1/4 | 6-1/4 | 4-1/8 |
| **T-Joint** | | | | | | |
| 67649 | NT-75 | 3-1/4 | 2-11/16 | 4-3/4 | 6-5/16 | |
| 67650 | NT-100 | 4-3/16 | 2-15/16 | 6-5/16 | 8-7/16 | 1-3/8 |
| 67621 | NT-140 | 5-3/4 | 3-3/8 | 7-7/8 | 10 | 1-3/8 |
| **45 Degree Elbow (Horizontal)** | | | | | | |
| 67622 | NM-75 | 3-1/4 | 2-11/16 | 2-15/16 | | |
| 67623 | NM-100 | 4-3/16 | 2-15/16 | 3-5/16 | | |

***Continued on the Following Page***

***Continued from the Previous Page***

| Bercor Number | Product | Dimensions (In.) | | | | |
|---|---|---|---|---|---|---|
| | | A | B | C | D | E |
| **45 Degree Elbow (Vertical)** | | | | | | |
| 67624 | NU-75 | 3-1/4 | 2-11/16 | 2-13/16 | | |
| 67625 | NU-100 | 4-3/16 | 2-15/16 | 3-1/4 | | |
| **Flexible Joint (Polypropylene material) available in nominal 2-foot and 3-foot lengths** | | | | | | |
| 67634 | NF-75 | 3 | 2-1/2 | 2-3/8 | 21-5/8 | |
| 67691 | NF-100 | 4 | 2-3/4 | 2-15/16 | 31-1/2 | |
| **Universal Elbow (Horizontal) Adjustable 45 to 90 Degree** | | | | | | |
| 67641 | NX-75 | 3-1/4 | 2-11/16 | 6 | | |
| 67663 | NX-100 | 4-3/16 | 2-15/16 | 7-5/8 | | |
| 67694 | NX-140 | 5-3/4 | 3-3/8 | 9-3/4 | | |
| **End Socket (Can be Cut to Accommodate Various Lineset Combinations** | | | | | | |
| 67652 | NR-75 | 2-1/16 | 1-3/16 | 3-7/8 | 3-1/4 | 2-11/16 |
| 67692 | NR-140 | 2-1/17 | 1-3/17 | 5-5/8 | 5-3/4 | 3-3/8 |
| **Wall Entry Fitting** | | | | | | |
| 67679 | NK-75 | 4-15/16 | 4-1/2 | 5/8 | | |
| 67683 | NK-100 | 6-7/8 | 5-11/16 | 5/8 | | |
| 67688 | NK-140 | 8-11/16 | 7-1/16 | 5/8 | | |
| **Variant Socket/Reducer** | | | | | | |
| 67662 | NJ-75/100 | 3-3/8 | 2-13/16 | 3-1/8 | 4-3/16 | 2-15/16 |
| **Corner Cap/Soffit Entry Fitting** | | | | | | |
| 67671 | NA-75 | 3-5/16 | 2-3/4 | 2-5/8 | 4-7/8 | 4-15/16 |
| 67677 | NA-100 | 4-5/16 | 3 | 2-5/8 | 5-7/8 | 5-1/2 |

| STD PKG | U/M | BERCOR NUMBER | DESCRIPTION | PC-1 EACH |
|---|---|---|---|---|
| 5 | EA | 67575 | CD-75 SPLIT LINE TUBE LINE HIDE | |
| 5 | EA | 67605 | CD-100 SPLIT LINE TUBE LINE HIDE | |
| 5 | EA | 67617 | CD-140 SPLIT LINE TUBE LINE HIDE | |
| 5 | EA | 67671 | NA-75 CORNER CAP SOFFIT ENTRY LINE-HIDE | |
| 5 | EA | 67677 | NA-100 CORNER CAP SOFFIT ENTRY LINE-HIDE | |
| 10 | EA | 67615 | NC-75 90 DEG VERT ELBOW LINE HIDE | |
| 5 | EA | 67616 | NC-100 90 DEG VERT ELBOW LINE HIDE | |
| 5 | EA | 67628 | NC-140 90 DEGREE EL VERTICAL LINE HIDE | |
| 5 | EA | 67613 | NE-75 90 DEG HORIZ ELBOW LINE HIDE | |
| 5 | EA | 67614 | NE-100 90 DEG HORIZ ELBOW LINE HIDE | |
| 5 | EA | 67620 | NE-140 90 DEGREE EL HORIZONTAL LINE HIDE | |
| 10 | EA | 67634 | NF-75 FLEXIBLE JOINT LINE HIDE | |
| 10 | EA | 67691 | NF-100 FLEXIBLE JOINT LINE HIDE | |
| 5 | EA | 67662 | NJ-75/100 VARIANT SOCKET / REDUCER LINE-HIDE | |
| 10 | EA | 67679 | NK-75 WALL ENTRY FITTING LINE HIDE | |
| 10 | EA | 67683 | NK-100 WALL ENTRY FITTING LINE HIDE | |
| 5 | EA | 67688 | NK-140 WALL ENTRY FITTING LINE HIDE | |
| 10 | EA | 67622 | NM-75 45 DEG HORIZ ELBOW LINE HIDE | |
| 5 | EA | 67623 | NM-100 45 DEG HORIZ ELBOW LINE HIDE | |
| 10 | EA | 67652 | NR-75 END SOCKET LINE HIDE | |
| 10 | EA | 67692 | NR-140 END SOCKET | |
| 5 | EA | 67644 | NR-100 END SOCKET LINE-HIDE | |
| 10 | EA | 67608 | NS-75 COUPLING LINE HIDE | |
| 5 | EA | 67609 | NS-100 COUPLING LINE HIDE | |
| 5 | EA | 67619 | NS-140 SOCKET/COUPLING LINE HIDE | |
| 10 | EA | 67649 | NT 75 LINE HIDE TEE | |
| 5 | EA | 67650 | NT-100 T-JOINT LINE-HIDE | |
| 5 | EA | 67621 | NT-140 T JOINT LINE HIDE | |
| 10 | EA | 67624 | NU-75 45 DEG VERT ELBOW LINE HIDE | |
| 5 | EA | 67625 | NU-100 45 DEG VERT ELBOW LINE HIDE | |
| 10 | EA | 67640 | NW-75 WALL COVER/INLET LINE HIDE | |
| 5 | EA | 67647 | NW-100 WALL COVER INLET LINE-HIDE | |
| 5 | EA | 67618 | NW140 WALL COVER/INLET LINE HIDE | |
| 10 | EA | 67641 | NX-75 UNIVERSAL ELBOW LINE HIDE | |
| 5 | EA | 67663 | NX-100 UNIVERSAL ELBOW LINE-HIDE | |
| 5 | EA | 67694 | NX-140 UNIVERSAL ELBOW (HORIZONTAL) | |
| 10 | EA | 67606 | NY-75 SIMPLE WALL COVER LINE HIDE | |
| 5 | EA | 67607 | NY-100 SIMPLE WALL COVER LINE HIDE | |
| 5 | EA | 67612 | NZ-75 UNIVERSAL EL VERTICAL LINE HIDE | |

# Streamline Tube • Fittings • Valves Twin Tube Mini Split Line Sets

## 1/2" Insulation



Mini Split Line Sets with dual tube insulation are the convenient solution for labor savings and reduced waste. These time-saving kits are packaged with pre-insulated copper tube liquid lines and suction lines. As with our standard line sets, the factory installed seamless insulation reduces the risk of leaks and promotes energy efficiency, while options such as flared brass fittings offer a fast and flameless method of installation.

- Single piece insulation eliminates the need for taping the lines together
- Closed-cell construction ensures excellent thermal conductivity, and prevents mold and mildew
- 25/50 rating
- UL recognized at 700 PSI

| STD PKG | U/M | BERCOR NUMBER | DESCRIPTION | PC-1 EACH |
|---|---|---|---|---|
| 14 | EA | 54617 | 40620150B3B8 15FT 3/8S 1/4L 1/2 ID TWIN TUBE MINI SPLIT LINE SET | |
| 12 | EA | 54620 | 40620300B3B8 30FT 3/8S 1/4L 1/2 ID TWIN TUBE MINI SPLIT LINE SET | |
| 8 | EA | 54623 | 40620500B3B8 50FT 3/8S 1/4L 1/2 ID TWIN TUBE MINI SPLIT LINE SET | |
| 14 | EA | 54618 | 40820150B3B8 15FT 1/2S 1/4L 1/2 ID TWIN TUBE MINI SPLIT LINE SET | |
| 12 | EA | 54621 | 40820300B3B8 30FT 1/2S 1/4L 1/2 ID TWIN TUBE MINI SPLIT LINE SET | |
| 7 | EA | 54624 | 40820500B3B8 50FT 1/2S 1/4L 1/2 ID TWIN TUBE MINI SPLIT LINE SET | |
| 1 | EA | 54626 | 40821000B3B8 100FT 1/2S 1/4L 1/2 ID TWIN TUBE MINI SPLIT LINE SET | |
| 12 | EA | 54614 | 41020150B3B8 15FT 5/8S 1/4L 1/2 ID TWIN TUBE MINI SPLIT LINE SET | |
| 8 | EA | 54615 | 41020300B3B8 30FT 5/8S 1/4L 1/2 ID TWIN TUBE MINI SPLIT LINE SET | |
| 7 | EA | 54616 | 41020500B3B8 50FT 5/8S 1/4L 1/2 ID TWIN TUBE MINI SPLIT LINE SET | |
| 12 | EA | 54619 | 61020150B3B8 15FT 5/8S 3/8L 1/2 ID TWIN TUBE MINI SPLIT LINE SET | |
| 7 | EA | 54622 | 61020300B3B8 30FT 5/8S 3/8L 1/2 ID TWIN TUBE MINI SPLIT LINE SET | |
| 7 | EA | 54625 | 61020500B3B8 50FT 5/8S 3/8L 1/2 ID TWIN TUBE MINI SPLIT LINE SET | |
| 1 | EA | 54627 | 61021000B3B8 100FT 5/8S 3/8L 1/2 ID TWIN TUBE MINI SPLIT LINE SET | |

# MUY/MSY Ductless Split System Air Conditioners

## Single-Zone, Wall-Mounted, Cooling Only



Indoor Unit

- 15.1–21 SEER
- Inverter driven compressor
- Wide Vane for wider angle of airflow: 150° left to right
- Motorized vertical vanes on GE24/D30/D36 models



Outdoor Unit

***NOTE: M-series systems are not recommended for critical room and low ambient cooling applications. Use commercial grade P-Series with full cooling capacity down to 0° F with wind baffle.***

| **Outdoor Unit** | | | **MUY-GE09NA2** | **MUY-GE12NA2** | **MUY-GE15NA-1** | **MUY-GE18NA-1** | **MUY-GE24NA** | **MUY-D30NA-1** | **MUY-D36NA-1** |
|---|---|---|---|---|---|---|---|---|---|
| Power Supply | | V/Ph/Hz | 208-230/1/60 | | | | | | |
| MCA | | A | 12 | 12 | 12 | 14 | 17.1 | 21 | 21 |
| Rated Capacity | | Btu/h | 9,000 | 12,000 | 14,000 | 17,200 | 22,500 | 30,700 | 34,600 |
| Energy Efficiency | | SEER | 21 | 20.5 | 21 | 19.2 | 19 | 16 | 15.1 |
| Pipe Dimensions | Liquid | In. | 1/4 | 1/4 | 1/4 | 1/4 | 3/8 | 3/8 | 3/8 |
| | Gas | In. | 3/8 | 3/8 | 1/2 | 1/2 | 5/8 | 5/8 | 5/8 |
| | Max. Ht. Diff. | Ft. | 40 | 40 | 40 | 50 | 50 | 50 | 50 |
| | Max. Length | Ft. | 65 | 65 | 65 | 100 | 100 | 100 | 100 |
| Compressor | Model (Type) | | DC Inverter Driven | | DC Inverter Driven Twin Rotary | | | | |
| Dimensions | W | In. | 31-1/2 | 31-1/2 | 31-1/2 | 33-1/16 | 33-1/16 | 33-1/16 | 33-1/16 |
| | D | In. | 11-1/4 | 11-1/4 | 11-1/4 | 13 | 13 | 13 | 13 |
| | H | In. | 21-5/8 | 21-5/8 | 21-5/8 | 33-7/16 | 34-5/8 | 33-7/16 | 33-7/16 |
| Weight | | Lbs. | 66 | 77 | 80 | 119 | 119 | 126 | 126 |

| **Indoor Unit** | | | **MSY-GE09NA-8** | **MSY-GE12NA-8** | **MSY-GE15NA-8** | **MSY-GE18NA-8** | **MSY-GE24NA** | **MSY-D30NA-8** | **MSY-D36NA-8** |
|---|---|---|---|---|---|---|---|---|---|
| Power Supply | | V/Ph/Hz | 208-230/1/60 | | | | | | |
| MCA | | A | 1.0 | 1.0 | 1.0 | 1.0 | 1.0 | 1.0 | 1.0 |
| Sound (Quiet-Lo-Med-Hi-Super Hi) | | dB(A) | 19-22-30-37-43 | 19-22-30-37-45 | 26-32-38-44-49 | 28-33-38-44-49 | 34-41-49-53 | 32-42-49-51 | 32-42-49-51 |
| Airflow (Quiet-Lo-Med-Hi-Super Hi) | Dry | CFM | 145-170-237-321-399 | 145-170-237-321-399 | 205-272-335-420-533 | 230-275-339-420-533 | 388-469-628-738 | 389-639-848-887 | 389-639-848-887 |
| | Wet | CFM | 109-134-201-286-364 | 109-134-201-286-364 | 170-237-300-385-498 | 194-240-304-385-498 | 347-420-562-661 | 350-576-763-798 | 350-576-763-798 |
| Moisture Removal | | Pints/Hr | 1.5 | 2.5 | 2.7 | 4.6 | 5.1 | 9.9 | 11.9 |
| Dimensions | W | In. | 31-7/16 | 31-7/16 | 31-7/16 | 31-7/16 | 43-5/16 | 46-1/16 | 46-1/16 |
| | D | In. | 9-1/8 | 9-1/8 | 9-1/8 | 9-1/8 | 9-3/8 | 11-5/8 | 11-5/8 |
| | H | In. | 11-5/8 | 11-5/8 | 11-5/8 | 11-5/8 | 12-13/16 | 14-3/8 | 14-3/8 |
| Weight | | Lbs. | 22 | 22 | 22 | 37 | 40 | 40 | 40 |

### 9,000 BTU

| **STD PKG** | **U/M** | **BERCOR NUMBER** | **DESCRIPTION** | **PC-1 1-2** | **PC-2 3** |
|---|---|---|---|---|---|
| 1 | EA | 89242 | MSY-GE09NA-8 9,000 COOLING ONLY M-SERIES WALL | | |
| 1 | EA | 89020 | MUY-GE09NA2 9,000 COOLING ONLY M-SERIES OUTDOOR | | |

### 12,000 BTU

| | | | | | |
|---|---|---|---|---|---|
| 1 | EA | 89243 | MSY-GE12NA-8 12,000 COOLING ONLY M-SERIES WALL | | |
| 1 | EA | 89022 | MUY-GE12NA2 12,000 COOLING ONLY M-SERIES OUTDOOR | | |

### 15,000 BTU

| | | | | | |
|---|---|---|---|---|---|
| 1 | EA | 89244 | MSY-GE15NA-8 15,000 COOLING ONLY M-SERIES WALL | | |
| 1 | EA | 89245 | MUY-GE15NA-1 15,000 COOLING ONLY M-SERIES OUTDOOR | | |

### 18,000 BTU

| | | | | | |
|---|---|---|---|---|---|
| 1 | EA | 89246 | MSY-GE18NA-8 17,200 COOLING ONLY M-SERIES WALL | | |
| 1 | EA | 89247 | MUY-GE18NA-1 17,200 COOLING ONLY M-SERIES OUTDOOR | | |

### 24,000 BTU

| | | | | | |
|---|---|---|---|---|---|
| 1 | EA | 89137 | MSY-GE24NA 22,500 COOLING ONLY M-SERIES WALL | | |
| 1 | EA | 89138 | MUY-GE24NA 22,500 COOLING ONLY M-SERIES OUTDOOR | | |

### 30,000 BTU

| | | | | | |
|---|---|---|---|---|---|
| 1 | EA | 89248 | MSY-D30NA-8 30,000 COOLING ONLY M-SERIES WALL | | |
| 1 | EA | 89249 | MUY-D30NA-1 30,000 COOLING ONLY M-SERIES OUTDOOR | | |

### 36,000 BTU

| | | | | | |
|---|---|---|---|---|---|
| 1 | EA | 89250 | MSY-D36NA-8 36,000 COOLING ONLY M-SERIES WALL | | |
| 1 | EA | 89251 | MUY-D36NA-1 36,000 COOLING ONLY M-SERIES OUTDOOR | | |

# MUY/MSY Ductless Split System Air Conditioners

## Single-Zone, Wall-Mounted, Cooling Only



Indoor Unit

- 20.5–24.6 SEER
- Inverter driven compressor
- Vertical air swing
- Horizontal swing on GL18 & GL24, Wide airflow on GL24 only



Outdoor Unit

***NOTE: M-series systems are not recommended for critical room and low ambient cooling applications. Use commercial grade P-Series with full cooling capacity down to 0° F with wind baffle.***

| **Outdoor Unit** | | | **MUY-GL09NA-U1** | **MUY-GL12NA-U1** | **MUY-GL15NA-U1** | **MUY-GL18NA-U1** | **MUY-GL24NA-U1** |
|---|---|---|---|---|---|---|---|
| Power Supply | | V/Ph/Hz | 208-230/1/60 | | | | |
| MCA | | A | 7 | 7 | 9 | 14 | 17.1 |
| Rated Capacity | | Btu/h | 9,000 | 12,000 | 14,000 | 18000 | 22,500 |
| Energy Efficiency | | SEER | 24.6 | 23.1 | 21.6 | 20.5 | 20.5 |
| Pipe Dimensions | Liquid O.D. | In. | 1/4 | 1/4 | 1/4 | 1/4 | 3/8 |
| | Gas O.D. | In. | 3/8 | 3/8 | 1/2 | 1/2 | 5/8 |
| | Max. Ht. Diff. | Ft. | 40 | 40 | 40 | 50 | 50 |
| | Max. Length | Ft. | 65 | 65 | 65 | 100 | 100 |
| Compressor Dimensions | Model (Type) | | DC Inverter Driven | | DC Inverter Driven Twin Rotary | | |
| | W | In. | 31-1/2 | 31-1/2 | 31-1/2 | 33-1/16 | 33-1/16 |
| | D | In. | 11-1/4 | 11-1/4 | 11-1/4 | 13 | 13 |
| | H | In. | 21-5/8 | 21-5/8 | 21-5/8 | 34-5/8 | 34-5/8 |
| Weight | | Lbs. | 81 | 81 | 81 | 121 | 119 |

| **Indoor Unit** | | | **MSY-GL09NA-U1** | **MSY-GL12NA-U1** | **MSY-GL15NA-U1** | **MSY-GL18NA-U1** | **MSY-GL24NA-U1** |
|---|---|---|---|---|---|---|---|
| Power Supply | | V/Ph/Hz | 208-230/1/60 | | | | |
| MCA | | A | 1.0 | 1.0 | 1.0 | 1.0 | 1.0 |
| Sound (Quiet-Lo-Med-Hi-Super Hi) | | dB(A) | 19-22-30-37-43 | 19-22-30-37-45 | 26-32-38-44-49 | 28-33-38-44-49 | 34-41-49-53 |
| Airflow (Quiet-Lo-Med-Hi-Super Hi) | Dry | CFM | 145-170-237-321-399 | 145-170-237-321-399 | 205-272-335-420-533 | 258-332-417-522-646 | 388-469-628-738 |
| | Wet | CFM | 109-134-201-286-364 | 109-134-201-286-364 | 170-237-300-385-498 | 232-299-375-470-581 | 347-420-562-661 |
| Moisture Removal | | Pints/Hr | 1.5 | 2.5 | 2.7 | 2.1 | 5.1 |
| Dimensions | W | In. | 31-7/16 | 31-7/16 | 31-7/16 | 36-5/16 | 43-5/16 |
| | D | In. | 9-1/8 | 9-1/8 | 9-1/8 | 9-13/16 | 9-3/8 |
| | H | In. | 11-5/8 | 11-5/8 | 11-5/8 | 12 | 12-13/16 |
| Weight | | Lbs. | 22 | 22 | 22 | 28 | 37 |

### 9,000 BTU

| **STD PKG** | **U/M** | **BERCOR NUMBER** | **DESCRIPTION** | **PC-1 1-2** | **PC-2 3** |
|---|---|---|---|---|---|
| 1 | EA | 88928 | MSY-GL09NA-U1 9,000 COOLING ONLY M-SERIES WALL | | |
| 1 | EA | 88929 | MUY-GL09NA-U1 9,000 COOLING ONLY M-SERIES OUTDOOR | | |

### 12,000 BTU

| | | | | | |
|---|---|---|---|---|---|
| 1 | EA | 88930 | MSY-GL12NA-U1 12,000 COOLING ONLY M-SERIES WALL | | |
| 1 | EA | 88931 | MUY-GL12NA-U1 12,000 COOLING ONLY M-SERIES OUTDOOR | | |

### 15,000 BTU

| | | | | | |
|---|---|---|---|---|---|
| 1 | EA | 88932 | MSY-GL15NA-U1 14,000 COOLING ONLY M-SERIES WALL | | |
| 1 | EA | 88933 | MUY-GL15NA-U1 14,000 COOLING ONLY M-SERIES OUTDOOR | | |

### 18,000 BTU

| | | | | | |
|---|---|---|---|---|---|
| 1 | EA | 88934 | MSY-GL18NA-U1 18,000 COOLING ONLY M-SERIES WALL | | |
| 1 | EA | 88935 | MUY-GL18NA-U1 18,000 COOLING ONLY M-SERIES OUTDOOR | | |

### 24,000 BTU

| | | | | | |
|---|---|---|---|---|---|
| 1 | EA | 88936 | MSY-GL24NA-U1 22,500 COOLING ONLY M-SERIES WALL | | |
| 1 | EA | 88937 | MUY-GL24NA-U1 22,500 COOLING ONLY M-SERIES OUTDOOR | | |

# MUZ/MSZ Ductless Split System Heat Pumps

## Single-Zone, Wall-Mounted, Heating & Cooling



Indoor Unit



Outdoor Unit

- 14.5–21 SEER, 8.2–10 HSPF
- Wide vane for wider angle of airflow: 150° left to right on GE24/D30/D36 models
- Inverter-driven compressor
- For bedrooms, home offices, living rooms, dining rooms, etc.

***NOTE: M-series systems are not recommended for critical room and low ambient cooling applications. Use commercial grade P-Series with full cooling capacity down to 0° F with wind baffle.***

| Outdoor Unit | | | MUZ-GE09NA | MUZ-GE12NA | MUZ-GE15NA | MUZ-GE18NA | MUZ-GE24NA | MUZ-D30NA | MUZ-D36NA |
|---|---|---|---|---|---|---|---|---|---|
| Power Supply | | V/Ph/Hz | 208-230/1/60 | | | | | | |
| MCA | | A | 12 | 12 | 12 | 14 | 17 | 21 | 21 |
| Rated Capacity | Cooling | Btu/h | 9,000 | 12,000 | 17,200 | 17,200 | 22,000 | 30,700 | 33,200 |
| | Heating at 47° F | | 10,900 | 14,400 | 18,000 | 21,600 | 23,200 | 32,600 | 35,200 |
| | Heating at 17° F | | 6,600 | 8,800 | 11,300 | 13,400 | 16,000 | 19,500 | 21,800 |
| Energy Efficiency | | SEER | 21 | 20.5 | 21 | 19.2 | 19 | 14.5 | 14.5 |
| Pipe Dimensions | Liquid | In. | 1/4 | 1/4 | 1/4 | 1/4 | 3/8 | 3/8 | 3/8 |
| | Gas | In. | 3/8 | 3/8 | ½ | 1/2 | 5/8 | 5/8 | 5/8 |
| | Max. Ht. Diff. | Ft. | 40 | 40 | 50 | 50 | 50 | 50 | 50 |
| | Max. Length | Ft. | 65 | 65 | 100 | 100 | 100 | 100 | 100 |
| Compressor | Model (Type) | | DC Inverter-Diven | | DC Inverter-Driven Twin Rotary | | | | |
| Dimensions | | W | 31-1/2 | 31-1/2 | 31-1/2 | 33-1/16 | 33-1/16 | 33-1/16 | 33-1/16 |
| | | D | 11-1/4 | 11-1/4 | 13 | 13 | 13 | 13 | 13 |
| | | H | 21-5/8 | 21-5/8 | 33-7/16 | 33-7/16 | 34-5/8 | 33-7/16 | 33-7/16 |
| Weight | | Lbs. | 66 | 77 | 80 | 119 | 119 | 141 | 141 |

| Outdoor Unit | | | MUZ-GE09NA | MUZ-GE12NA | MUZ-GE15NA | MUZ-GE18NA | MUZ-GE24NA | MUZ-D30NA | MUZ-D36NA |
|---|---|---|---|---|---|---|---|---|---|
| Power Supply | | V/Ph/Hz | 208-230/1/60 | | | | | | |
| MCA | | A | 12 | 12 | 12 | 14 | 17 | 21 | 21 |
| Rated Capacity | Cooling | Btu/h | 9,000 | 12,000 | 17,200 | 17,200 | 22,000 | 30,700 | 33,200 |
| | Heating at 47° F | | 10,900 | 14,400 | 18,000 | 21,600 | 23,200 | 32,600 | 35,200 |
| | Heating at 17° F | | 6,600 | 8,800 | 11,300 | 13,400 | 16,000 | 19,500 | 21,800 |
| Energy Efficiency | | SEER | 21 | 20.5 | 21 | 19.2 | 19 | 14.5 | 14.5 |
| Pipe Dimensions | Liquid | In. | 1/4 | 1/4 | 1/4 | 1/4 | 3/8 | 3/8 | 3/8 |
| | Gas | In. | 3/8 | 3/8 | 1/2 | 1/2 | 5/8 | 5/8 | 5/8 |
| | Max. Ht. Diff. | Ft. | 40 | 40 | 50 | 50 | 50 | 50 | 50 |
| | Max. Length | Ft. | 65 | 65 | 100 | 100 | 100 | 100 | 100 |
| Compressor | Model (Type) | | DC Inverter-Driven | | DC Inverter-Driven Twin Rotary | | | | |
| Dimensions | W | In. | 31-1/2 | 31-1/2 | 31-1/2 | 33-1/16 | 33-1/16 | 33-1/16 | 33-1/16 |
| | D | In. | 11-1/4 | 11-1/4 | 13 | 13 | 13 | 13 | 13 |
| | H | In. | 21-5/8 | 21-5/8 | 33-7/16 | 33-7/16 | 34-5/8 | 33-7/16 | 33-7/16 |
| Weight | | Lbs. | 66 | 77 | 80 | 119 | 119 | 141 | 141 |

### 9,000 BTU

| STD PKG | U/M | BERCOR NUMBER | DESCRIPTION | PC-1 1-2 | PC-2 3 |
|---|---|---|---|---|---|
| 1 | EA | 89029 | MSZ-GE09NA-8 9,000 HEAT PUMP M-SERIES INDOOR WALL | | |
| 1 | EA | 89030 | MUZ-GE09NA2 9,000 HEAT PUMP M-SERIES OUTDOOR | | |

### 12,000 BTU

| | | | | | |
|---|---|---|---|---|---|
| 1 | EA | 89031 | MSZ-GE12NA-8 12,000 HEAT PUMP M-SERIES INDOOR WALL | | |
| 1 | EA | 89032 | MUZ-GE12NA2 12,000 HEAT PUMP M-SERIES OUTDOOR | | |

### 15,000 BTU

| | | | | | |
|---|---|---|---|---|---|
| 1 | EA | 89033 | MSZ-GE15NA-8 15,000 HEAT PUMP M-SERIES INDOOR WALL | | |
| 1 | EA | 89034 | MUZ-GE15NA2 15,000 HEAT PUMP M-SERIES OUTDOOR | | |

### 18,000 BTU

| | | | | | |
|---|---|---|---|---|---|
| 1 | EA | 89035 | MSZ-GE18NA-8 17,200 HEAT PUMP M-SERIES INDOOR WALL | | |
| 1 | EA | 89036 | MUZ-GE18NA-1 17,200 HEAT PUMP M-SERIES OUTDOOR | | |

### 24,000 BTU

| | | | | | |
|---|---|---|---|---|---|
| 1 | EA | 89135 | MSZ-GE24NA 22,500 HEAT PUMP M-SERIES INDOOR WALL | | |
| 1 | EA | 89136 | MUZ-GE24NA 22,500 HEAT PUMP M-SERIES OUTDOOR | | |

### 30,000 BTU

| | | | | | |
|---|---|---|---|---|---|
| 1 | EA | 89252 | MSZ-D30NA-8 30,000 HEAT PUMP M-SERIES INDOOR UNIT | | |
| 1 | EA | 89253 | MUZ-D30NA-1 30,000 HEAT PUMP M-SERIES OUTDOOR | | |

### 36,000 BTU

| | | | | | |
|---|---|---|---|---|---|
| 1 | EA | 89254 | MSZ-D36NA-8 36,000 HEAT PUMP M-SERIES INDOOR UNIT | | |

# MUZ/MSZ-FH Ductless Split System Heat Pumps

## Single-Zone, High-Efficiency, Wall-Mounted, Heating & Cooling



**Outdoor Unit**



**Indoor Unit**

- 22 to 30.5 SEER, 12 to 13.5 HSPF
- Inverter-driven compressor
- 100% heating cap. at 0° F outdoor ambient
- H2i hyper-heating performance down to -13° F outdoor ambient
- Double-vane air delivery for enhanced circulation
- Option to set each vane seperately
- i-See Sensor™ 3D senses human heat signatures and floor temperature to deliver conditioned air to the areas that need it
- Multi-function, hand-held or wall-mounted wireless controllers available with smart phonecontrol capabilities
- Triple action filtration

***NOTE: M-series systems are not recommended for critical room and low ambient cooling applications. Use commercial grade P-Series with full cooling capacity down to 0° F with wind baffle.***

| **Outdoor Unit** | | | **MUZ-FH09NA** | **MUZ-FH12NA** | **MUZ-FH15NA** | **MUZ-FH18NA** |
|---|---|---|---|---|---|---|
| Power Supply | | V/Ph/Hz | 208-230/1/60 | | | |
| MCA | | A | 11 | 11 | 16 | 16 |
| Rated Capacity | Cooling | BTU/h | 9,000 | 12,000 | 15,000 | 17,000 |
| | Heating at 47° F | BTU/h | 10,900 | 13,600 | 18,000 | 20,300 |
| | Heating at 17° F | BTU/h | 6,700 | 8,000 | 11,000 | 13,700 |
| Energy Efficiency | | SEER | 30.5 | 26.1 | 22.0 | 21.0 |
| Pipe Dimensions | Liquid OD | In. | 1/4 | 1/4 | 1/4 | ¼ |
| | Gas OD | In. | 3/8 | 3/8 | 1/2 | ½ |
| | Max. Ht. Diff. | Ft. | 40 | 40 | 50 | 50 |
| | Max. Length | Ft. | 65 | 65 | 100 | 100 |
| Compressor | Model (Type) | | DC Inverter-Driven Twin Rotary | | | |
| Dimensions | W x D x H | In. | 31-1/2 x 11-1/4 x 21-5/8 | | 33-1/16 x 13 x 34-5/8 | |
| Weight | | Lbs. | 81 | 83 | 124 | 124 |

| **Indoor Unit** | | **MSZ-FH09NA** | **MSZ-FH12NA** | **MSZ-FH15NA** | **MSZ-FH18NA** |
|---|---|---|---|---|---|
| Power Supply | V/Ph/Hz | 208-230/1/60 | | | |
| MCA | A | 1 | 1 | 1 | 1 |
| Weight | Lbs. | 29 | 29 | 29 | 29 |
| Sound (Cooling) Lo/Med/ Hi/Super Hi/Powerful) | dB(A) | 20/23/29/36/40 | 21/24/29/36/41 | 27/31/35/39/44 | 27/31/35/39/44 |
| Sound (Heating) Lo/Med/ Hi/Super Hi/Powerful | dB(A) | 20/24/29/36/42 | 21/24/29/36/42 | 25/29/34/39/46 | 25/29/34/39/46 |
| Airflow (Cooling) Lo/ Med/Hi/Super Hi/Powerful | Dry CFM | 137/167/221/304/381 | 137/167/221/304/398 | 225/262/304/355/411 | 225/262/304/355/437 |
| | Wet CFM | 117/143/190/261/328 | 117/143/190/261/342 | 194/225/261/305/354 | 194/225/261/305/376 |
| Airflow (Heating) Lo/Med/ Hi/Super Hi/Powerful | Dry CFM | 140/167/225/325/437 | 140/167/225/325/454 | 201/254/317/394/497 | 201/254/317/394/514 |
| Moisture Removal | Pints/Hr | 0.6 | 1.9 | 4.0 | 5.1 |
| Dimensions W | In. | 36-7/6 | 36-7/6 | 36-7/6 | 36-7/6 |
| D | In. | 9-3/16 | 9-3/16 | 9-3/16 | 9-3/16 |
| H | In. | 12 (+11/16) | 12 (+11/16) | 12 (+11/16) | 12 (+11/16) |
| Weight | Lbs | 29 | 29 | 29 | 2 |

### 9,000 BTU

| STD PKG | U/M | BERCOR NUMBER | DESCRIPTION | PC-1 1-2 | PC-2 3 |
|---|---|---|---|---|---|
| 1 | EA | 89298 | MSZ-FH09NA 9,000 H2I HYPER-HEAT H/P INDOOR UNIT | | |
| 1 | EA | 89299 | MUZ-FH09NA 9,000 H2I HYPER-HEAT H/P OUTDOOR UNIT | | |

### 12,000 BTU

| | | | | | |
|---|---|---|---|---|---|
| 1 | EA | 89300 | MSZ-FH12NA 12,000 H2I HYPER-HEAT H/P INDOOR UNIT | | |
| 1 | EA | 89301 | MUZ-FH12NA 12,000 H2I HYPER-HEAT H/P OUTDOOR UNIT | | |

### 15,000 BTU

| | | | | | |
|---|---|---|---|---|---|
| 1 | EA | 89302 | MSZ-FH15NA 15,000 H2I HYPER-HEAT H/P INDOOR UNIT | | |
| 1 | EA | 89303 | MUZ-FH15NA 15,000 H2I HYPER HEAT H/P OUTDOOR UNIT | | |

### 18,000 BTU

| | | | | | |
|---|---|---|---|---|---|
| 1 | EA | 89342 | MSZ-FH18NA 18,000 H2I HYPER-HEAT H/P INDOOR UNIT | | |
| 1 | EA | 89343 | MUZ-FH18NA 18,000 H2I HYPER-HEAT H/P OUTDOOR UNIT | | |

# MUZ/MSZ-HE Ductless Split System Heat Pumps

## Single-Zone, Economy, Wall Mounted, Heating & Cooling



**Outdoor Unit**



**Indoor Unit**

- 18 SEER, 85 HSPF
- Inverter-driven compressor
- Linear Expansion Valves (LEV)
- Entry-level unit for bedrooms, home offices, living rooms, dining rooms, etc.

***NOTE: M-series systems are not recommended for critical room and low ambient cooling applications. Use commercial grade P-Series with full cooling capacity down to 0° F with wind baffle.***

| **Outdoor Unit** | | | **MUZ-HE09NA** | **MUZ-HE12NA** | **MUZ-HE15NA** | **MUZ-HE18NA** | **MUZ-HE24NA** |
|---|---|---|---|---|---|---|---|
| Power Supply | | V/Ph/Hz | 208-230/1/60 | 208-230/1/60 | 208-230/1/60 | 208-230/1/60 | 208-230/1/60 |
| MCA | | A | 12 | 12 | 12 | 14 | 17.1 |
| Rated Cap. | Cooling | BTU/h | 9,000 | 12,000 | 14,000 | 17,200 | 22,500 |
| | Heating at 47° F | BTU/h | 10,900 | 12,200 | 18,000 | 18,000 | 26,600 |
| Energy Efficiency | | SEER | 18 | 18 | 18 | 18 | 18 |
| Pipe Dimensions | Liquid OD | In. | 1/4 | 1/4 | 1/4 | 1/4 | 3/8 |
| | Gas OD | In. | 3/8 | 3/8 | 3/8 | 1/2 | 5/8 |
| | Max. Ht. Diff. | Ft. | 40 | 40 | 40 | 50 | 50 |
| | Max. Length | Ft. | 65 | 65 | 65 | 100 | 100 |
| Compressor | Model (Type) | | DC Inverter-Driven Twin Rotary | | | | |
| Dimensions | W | In. | 31-1/2 | 31-1/2 | 31-1/2 | 33-1/16 | 33-1/16 |
| | D | In | 11-1/4 | 11-1/4 | 11-1/4 | 13 | 13 |
| | H | In | 21-5/8 | 21-5/8 | 21-5/8 | 33-7/16 | 34-5/8 |
| Weight | | Lbs. | 66 | 77 | 80 | 119 | 119 |

| **Indoor Unit** | | | **MSZ-HE09NA** | **MSZ-HE12NA** | **MSZ-HE15NA** | **MSZ-HE18NA** | **MSZ-HE24NA** |
|---|---|---|---|---|---|---|---|
| Power Supply | | V/Ph/Hz | 208-230/1/60 | 208-230/1/60 | 208-230/1/60 | 208-230/1/60 | 208-230/1/60 |
| MCA | | A | 1 | 1 | 1 | 1 | 1 |
| Sound (Cooling) Lo/Med/Hi/Super Hi/Powerful | | dB(A) | 22/30/37/43 | 22/30/37/45 | 32/38/44/49 | 33/38/44/49 | 34/41/45/49 |
| Sound (Heating) Lo/Med/Hi/Super Hi/Powerful | | dB(A) | 22/30/37/43 | 22/30/37/43 | 30/35/40/46 | 33/38/44/49 | 34/41/45/49 |
| Airflow (Cooling) Lo/Med/ | Dry | CFM | 170/237/321/399 | 170/237/321/399 | 272/335/420/533 | 275/339/420/533 | 388/469/544/628 |
| Hi/Super Hi/Powerful | Wet | CFM | 134/201/286/364 | 134/201/286/364 | 237/300/385/498 | 240/304/385/498 | 347/420/508/562 |
| Airflow (Heating) Lo/Med/ Hi/ Super Hi/Powerful | Dry | CFM | 170/237/321/399 | 170/237/321/399 | 247/304/367/463 | 275/339/431/512 | 388/469/544/628 |
| Moisture Removal | | Pints/Hr | 1.5 | 2.5 | 2.7 | 4.6 | 5.1 |
| Dimensions | W | In. | 31-7/16 | 31-7/16 | 31-7/16 | 31-7/16 | 43-5/8 |
| | D | In. | 9-1/8 | 9-1/8 | 9-1/8 | 9-1/8 | 9-3/8 |
| | H | In. | 11-5/8 | 11-5/8 | 11-5/8 | 11-5/8 | 12-13/16 |
| Weight | | Lbs. | 22 | 22 | 22 | 22 | 37 |

### 9,000 BTU

| STD PKG | U/M | BERCOR NUMBER | DESCRIPTION | PC-1 1-2 | PC-2 3 |
|---|---|---|---|---|---|
| 1 | EA | 89288 | MSZ-HE09NA 9,000 HEAT PUMP M-SERIES INDOOR WALL | | |
| 1 | EA | 89289 | MUZ-HE09NA 9,000 HEAT PUMP M-SERIES OUTDOOR | | |

### 12,000 BTU

| | | | | | |
|---|---|---|---|---|---|
| 1 | EA | 89290 | MSZ-HE12NA 12,000 HEAT PUMP M-SERIES INDOOR WALL | | |
| 1 | EA | 89291 | MUZ-HE12NA 12,000 HEAT PUMP M-SERIES OUTDOOR | | |

### 15,000 BTU

| | | | | | |
|---|---|---|---|---|---|
| 1 | EA | 89292 | MSZ-HE15NA 14,000 HEAT PUMP M-SERIES INDOOR WALL | | |
| 1 | EA | 89293 | MUZ-HE15NA 14,000 HEAT PUMP M-SERIES OUTDOOR | | |

### 18,000 BTU

| | | | | | |
|---|---|---|---|---|---|
| 1 | EA | 89294 | MSZ-HE18NA 17,200 HEAT PUMP M-SERIES INDOOR WALL | | |
| 1 | EA | 89295 | MUZ-HE18NA 17,200 HEAT PUMP M-SERIES OUTDOOR | | |

### 24,000 BTU

| | | | | | |
|---|---|---|---|---|---|
| 1 | EA | 89296 | MSZ-HE24NA 22,500 HEAT PUMP M-SERIES INDOOR WALL | | |
| 1 | EA | 89297 | MUZ-HE24NA 22,500 HEAT PUMP M-SERIES OUTDOOR | | |

# MXZ Ductless/Ducted Split System Heat Pumps

## Multi-Zone, Heating & Cooling



- 8.7 to 19.7 SEER, 9.1 to 11.4 HSPF
- Inverter-driven compressor
- Heat and cool 2 to 8 zones with one outdoor unit
- Built-in base pan heaters prevent ice build-up
- Advanced LEV controls allow installations with longer line lengths and increased vertical separations

### Compatible with the Following Indoor Units

- MSZ-FH09, 12, 15NA
- MSZ-GE09, 12, 15, 18, 24NA
- SEZ-KD09, 12, 15, 18NA
- MFZ-KA09, 12, 18NA
- SLZ-KA09, 12, 15NA
- MVZ-A12, 18, 24, 30, 36

### Branch Box Specifications

| Model Name | | | PAC-MKA30BC | PAC-MKA50BC |
|---|---|---|---|---|
| Connectible No. of Indoor Units | | | 3 | 5 |
| Power Supply | | V/Hz/Ph | 208-230/60/1 | |
| Power Input | | W | 3 | 3 |
| Current | | A | 0.05 | 0.05 |
| External Finish | | | Galvanized Sheets | |
| Dimensions | W | In | 17-23/32 | 17-23/32 |
| | D | In | 11-1/32 | 11-1/32 |
| | H | In | 6-11/16 | 6-11/16 |
| Net Weight | | Lbs | 15 | 16 |
| Refrigerant Pipe Dimensions | Outdoor Unit to Branch Box | Gas (In) | 5/8 | 5/8 |
| | | Liquid (In) | 3/8 | 3/8 |
| | Branch Box to Indoor Units | Gas (In) | A,B,C: 3/8 | A,B,C,D: 3/8; E: 1/2 |
| | | Liquid (In) | A,B,C: 1/4 | A,B,C,D,E: 1/4 |

### MXZ-C Specifications

| Model | | | MXZ-3C24NA | MXZ-3C30NA | MXZ-4C36NA | MXZ-5C42NA | MXZ-8C48NA |
|---|---|---|---|---|---|---|---|
| Connection Method | | | Ductless/Ducted | | | | |
| Cooling | Rated Capacity | Btu/h | 22,000 / 23,600 | 28,400 / 27,400 | 35,400 / 34,400 | 40,500 / 37,400 | 48,000 / 48,000 |
| | Capacity Range | Btu/h | 12,600–22,000 / 12,600–25,500 | 12,600–28,400 / 12,600–27,400 | 12,600–36,400 / 12,600–34,800 | 6,000–43,000 | 6,000–48,000 |
| | Total Input | W | 1,620 / 2,100 | 2,680 / 2,860 | 3,760 / 3,940 | 4,403 / 4,112 | 4,000 / 5,050 |
| Efficiency | Cooling | SEER | 13.6 / 11.2 | 10.6 / 9.6 | 9.4 / 8.7 | 19.7 / 15.2 | 18.9 / 14.7 |
| | Heating | HSPF | 9.8 / 9.2 | 10.6 / 9.6 | 11.0 / 9.8 | 10.3 / 9.1 | 11.4 / 10.1 |
| Heating at 47° F | Rated Capacity | Btu/h | 25,000 / 24,600 | 28,600 / 27,600 | 36,000 / 34,400 | 45,000 / 41,000 | 54,000 / 54,000 |
| | Capacity Range | Btu/h | 11,400–30,600 / 11,400–29,400 | 11,400–36,000 / 11,400–35,000 | 11,400-43,000 / 11,400-41,400 | 7,200–53,600 | 7,200–54,000 |
| | Total Input | W | 1,750 / 1,900 | 2,150 / 2,220 | 3,020 / 3,100 | 3,575 / 3,463 | 4,220 / 4,990 |
| Heating at 17° F | Rated Capacity | Btu/h | 14,000/ 14,000 | 16,000 / 15,100 | 22,200 / 20,300 | 24,400 / 23,000 | 36,600 / 36,600 |
| | Capacity Range | W | 2,120 / 2,230 | 2,120 / 2,140 | 3,340 / 3,450 | 2,943 / 2,869 | 3,720 / 4,420 |
| Electrical Requirements | Power Supply | | 208 / 230 Volts, 1-Phase, 60 Hz | | | | |
| | Fuse Breaker | A | 25 | 25 | 25 | 40 | 40 |
| | MCA | A | 22.1 | 22.1 | 22.1 | 31.9 | 37 |
| Voltage | S1–S2 | V | 208 / 230 | AC 208 / 230 | AC 208 / 230 | AC 208 / 230 | AC 208 / 230 |
| Indoor-Outdoor | S2–S3 | V | DC ±24 | DC ±24 | DC ±24 | DC ±24 | DC ±24 |
| Compressor | | | DC Inverter-Driven Twin Rotary | | | | |
| Fan Motor (ECM) | | F.L.A. | 1.9 | 1.9 | 1.9 | 1.9 | 0.4+0.4 |
| Sound Pressure | Cooling | dB(A) | 51 | 52 | 54 | 56 | 51 |
| Level | Heating | dB(A) | 55 | 56 | 56 | 58 | 54 |
| External Dimensions | W | In. | 37-13/32 | 37-13/32 | 37-13/32 | 37-13/32 | 41-11/32 |
| | D | In. | 13 | 13 | 13 | 13 | 13 |
| | H | In. | 31-11/32 | 31-11/32 | 31-11/32 | 41-9/32 | 52-11/16 |
| Net Weight | | Lbs. | 135 | 137 | 189 | | 269 |
| External Finish | | | Munsell 3.0Y 7.8/1.1 | | | | |
| Refrigerant Pipe Size O.D. | Liquid | In. | 1/4 | 1/4 | 1/4 | 1/4 | 3/8 |
| | Gas | In. | A Port: 1/2 Other: 3/8 | A: 1/2 B,C: 3/8 | A: 1/2 B,C,D: 3/8 | A:1/2 B,C,D,E: 3/8 | 5/8 |
| Max. Refrigerant Line Length | | Ft. | 230 | 230 | 230 | 262 | 492 |
| Max. Piping Length/Indoor Unit | | Ft. | 82 | 82 | 82 | 82 | 262 |
| Max. Refrig. Pipe | IDU > ODU | Ft. | 49 | 49 | 49 | 49 | 131 |
| Height Difference | IDU < ODU | Ft. | 49 | 49 | 49 | 49 | 164 |
| Connection Method | | | Flared/Flared | Flared/Flared | Flared/Flared | Flared/Flared | Flared/Flared |
| Refrigerant | | | R-410A | R-410A | R-410A | R-410A | R-410A |

***Continued on the Following Page***

***Continued from the Previous Page***

## Outdoor Units

| STD PKG | U/M | BERCOR NUMBER | DESCRIPTION | PC-1 1-2 | PC-2 3 |
|---|---|---|---|---|---|
| 1 | EA | 89076 | MXZ-2B20NA-1 20,000 2 ZONE MULTI OUTDOOR UNIT | | |
| 1 | EA | 89307 | MXZ-3C24NA 24,000 3 ZONE MULTI OUTDOOR UNIT | | |
| 1 | EA | 89306 | MXZ-3C30NA 30,000 3 ZONE MULTI OUTDOOR UNIT | | |
| 1 | EA | 89344 | MXZ-4C36NA 36,000 4 ZONE MULTI OUTDOOR UNIT | | |
| 1 | EA | 89305 | MXZ-5C42NA 42,000 5 ZONE MULTI OUTDOOR UNIT | | |
| 1 | EA | 89345 | MXZ-8C48NA 48,000 8 ZONE MULTI OUTDOOR UNIT | | |

## MXZ-C Accessories

| STD PKG | U/M | BERCOR NUMBER | DESCRIPTION | PC-1 EACH |
|---|---|---|---|---|
| 1 | EA | 88990 | PAC-MKA30BC 3 PORT BRANCH BOX FOR MXZ-C MODELS | |
| 1 | EA | 88991 | PAC-MKA50BC 5 PORT BRANCH BOX FOR MXZ-C MODELS | |
| 1 | EA | 89354 | PAC-SJ20BH-E BASE HEATER MXZ-8C48 | |
| 1 | EA | 89355 | PAC-645BH-E BASE HEATER | |

# H2i MXZ Ductless/Ducted Split System Heat Pumps

## Multi-Zone, High-Efficiency, Heating & Cooling



- 14.7 to 19.1 SEER, 9.0 to 11.3 HSPF
- Inverter-driven compressor
- 100% heating capacity at 5°F outdoor ambient
- H2i hyper-heating performance down to -13°F outdoor ambient
- Heat and cool 2 to 8 zones with one outdoor unit
- Built-in base pan heaters prevent ice build-up in the drain pan
- Advanced LEV controls allow installations with longer line lengths and increased vertical seperations



### Compatible with the Following Indoor Units

- MSZ-FH09, 12, 15NA
- MSZ-GE09, 12, 15, 18, 24NA
- SEZ-KD09, 12, 15, 18NA
- MFZ-KA09, 12, 18NA
- SLZ-KA09, 12, 15NA
- MVZ-A12, 18, 24, 30, 36

### Branch Box Specifications

| Model Name | | | PAC-MKA30BC | PAC-MKA50BC |
|---|---|---|---|---|
| Connectible No. of Indoor Units | | | 3 | 5 |
| Power Supply | | | 1-Phase, 60 Hz, 208 / 230V | |
| Power Input | | W | 3 | 3 |
| Current | | A | 0.05 | 0.05 |
| External Finish | | | Galvanized Sheets | |
| Dimensions | W | In | 17-23/32 | 17-23/32 |
| | D | In | 11-1/32 | 11-1/32 |
| | H | In | 6-11/16 | 6-11/16 |
| Net Weight | | Lbs. | 15 | 16 |
| Refrigerant Pipe Dimensions | Outdoor Unit to Branch Box | Gas (In) | 5/8 | 5/8 |
| | | Liquid (In) | 5/8 | 5/8 |
| | Branch Box to Indoor Units | Gas (In) | A,B,C: 3/8 | A,B,C,D: 3/8; E: 1/2 |
| | | Liquid (In) | A,B,C: 1/4 | A,B,C,D,E: 1/4 |

| Model | | | MXZ-2C20NAHZ | MXZ-3C24NAHZ | MXZ-3C30NAHZ | MXZ-4C36NAHZ* | MXZ-5C42NAHZ* | MXZ-8C48NAHZ* |
|---|---|---|---|---|---|---|---|---|
| Connection Method | | | Ductless/Ducted | | | | | |
| Cooling | Rated Cap. | Btu/h | 18,000/20,000 | 22,000/23,600 | 28,400/27,400 | 36,000/36,000 | 42,000/42,000 | 48,000/48,000 |
| | Cap. Range | Btu/h | 6,000–20,000 | 6,000–23,600 | 6,000– 28,400 | 6,000–36,000 | 6,000–42,000 | 6,000–48,000 |
| | Total Input | W | 1,334/1,819 | 1,630/2,360 | 2,272/2,661 | 2,570/3,180 | 3,130/3,890 | 4,000/5,050 |
| Heating at 47° F | Rated Cap. | Btu/h | 22,000/22,000 | 25,000/24,600 | 28,600/27,600 | 45,000/45,000 | 48,000/48,000 | 54,000/54,000 |
| | Cap. Range | Btu/h | 7,400–25,500 | 7,200–30,600 | 7,200–36,000 | 7,200–45,000 | 7,200–48,000 | 7,200–54,000 |
| | Total Input | W | 1,612/1,748 | 1,725/1,871 | 2,096/2,187 | 3,340/4,250 | 3,430/4,350 | 4,220/4,990 |
| Heating at 17° F | Rated Cap. | Btu/h | 13,700/13,700 | 14,000/14,000 | 18,000/16,500 | 34,000/36,000 | 35,800/36,600 | 40,000/43,000 |
| | Max. Cap. | Btu/h | 22,000/22,000 | 25,000/24,600 | 28,600/27,600 | 48,000/45,000 | 48,000/48,000 | 54,000/54,000 |
| | Total Input | W | 1,450/1,588 | 1,622/1,635 | 1,991/1,993 | 3,500/4,590 | 3,650/4,290 | 4,340/5,250 |
| Heating at 5° F | Max. Cap. | Btu/h | 22,000 | 25,000 | 28,600 | 45,000 | 48,000 | 54,000 |
| Efficiency | | SEER | 17.0/15.0 | 19.0/15.5 | 18.0/16.0 | 19.1/15.8 | 19.0/15.0 | 18.9/14.7 |
| | | EER | 13.5/11.0 | 13.5/10.0 | 12.5/10.3 | 14/11.3 | 13.4/10.8 | 12.0/9.5 |
| | | HSPF | 9.8/9.5 | 10.0/9.0 | 11.0/9.8 | 11.3/10.1 | 11.0/10.1 | 11.0/10.0 |
| Electrical | Power Supply | | 208/230V,1-Phase, 60 Hz | | | | | |
| Requirements | Fuse/Breaker | A | 40 | 40 | 40 | 50 | 50 | 50 |
| | MCA | A | 29 | 30 | 30 | 42 | 42 | 42 |
| Voltage | S1–S2 | V | AC 208/230 | AC 208/230 | AC 208/230 | AC 208/230 | AC 208/230 | AC 208/230 |
| Indoor-Outdoor | S2–S3 | V | DC ± 24 | DC ± 24 | DC ± 24 | DC ± 24 | DC ± 24 | DC ± 24 |
| Compressor | | | DC INVERTER-driven Twin Rotary | | | Hermetic | | |
| Fan Motor (ECM) | | FLA | 1.9 | 1.9 | 1.9 | 0.4 + 0.4 | 0.4 + 0.4 | 0.4 + 0.4 |
| Sound Pressure | Cooling | dB(A) | 54 | 54 | 54 | 49 | 50 | 51 |
| Level | Heating | dB(A) | 58 | 58 | 58 | 53 | 54 | 54 |
| External Dimensions (HxWxD) | | In. | 41-9/32 x 37-13/32 x 13 | | | 52-11/16 x 41-11/32 x 13(+1) | | |
| Net Weight | | Lbs. | 187 | 189 | 189 | 276 | 276 | 276 |
| External Finish | | | Munsell No. 3Y 7.8/11 | | | | | |
| Refrigerant | Liquid | In. | 1/4 | 1/4 | 1/4 | 3/8 | 3/8 | 3/8 |
| Pipe Size O.D. | Gas | In. | A,B: 3/8 | A: 1/2; B,C: 3/8 | | 5/8 | 5/8 | 5/8 |
| Max. Piping Length Indoor Unit | | Ft. | 164 | 230 | 230 | 492 | 492 | 492 |
| Max. Refrigerant Line Length | | | 82 | 82 | 82 | 262 | 262 | 262 |
| Max. Refrig. Pipe | IDU > ODU | Ft. | 49 | 49 | 49 | 131 | 131 | 131 |
| Height Difference | IDU < ODU | Ft. | 49 | 49 | 49 | 164 | 164 | 164 |
| Connection Method | | | Flared/Flared | Flared/Flared | Flared/Flared | Flared/Flared | Flared/Flared | Flared/Flared |
| Refrigerant | | | R-410A | R-410A | R-410A | R-410A | R-410A | R-410A |

* Models MXZ-4C36NAHZ, MXZ-5C42NAHZ and MXZ-8C48NAHZ require branch box for operation.

***Continued on the Following Page***

***Continued from the Previous Page***

## Outdoor Units

| STD PKG | U/M | BERCOR NUMBER | DESCRIPTION | PC-1 1-2 | PC-2 3 |
|---|---|---|---|---|---|
| 1 | EA | 88984 | MXZ-2C20NAHZ 20,000 H2I 2 ZONE MULTI OUTDOOR UNIT HYPER HEAT | | |
| 1 | EA | 88985 | MXZ-3C24NAHZ 24,000 H2I 3 ZONE MULTI OUTDOOR UNIT HYPER HEAT | | |
| 1 | EA | 88986 | MXZ-3C30NAHZ 30,000 H2I 3 ZONE MULTI OUTDOOR UNIT HYPER HEAT | | |
| 1 | EA | 88987 | MXZ-4C36NAHZ 36,000 H2I 4 ZONE MULTI OUTDOOR UNIT HYPER HEAT | | |
| 1 | EA | 88988 | MXZ-5C42NAHZ 42,000 H2I 5 ZONE MULTI OUTDOOR UNIT HYPER HEAT | | |
| 1 | EA | 88989 | MXZ-8C48NAHZ 48,000 H2I 8 ZONE MULTI OUTDOOR UNIT HYPER HEAT | | |

## MXZ-C Accessories

| STD PKG | U/M | BERCOR NUMBER | DESCRIPTION | PC-1 EACH |
|---|---|---|---|---|
| 1 | EA | 88990 | PAC-MKA30BC 3 PORT BRANCH BOX FOR MXZ-C MODELS | |
| 1 | EA | 88991 | PAC-MKA50BC 5 PORT BRANCH BOX FOR MXZ-C MODELS | |

# MVZ Ducted Split System Air Handlers

## Multi-Position, Heating & Cooling



- Effectively cool and heat a large zone or an entire home
- Connect to MXZ-C outdoor unit and additional indoor units for high efficiency, superior air coverage, and precise control
- True multi-position; no additional kits required for downflow configuration
- DC motor ensures quiet and efficent operation

**Compatible with the Following Outdoor Units**

- MXZ-C
- MXZ-C H2i

| **Model Number** | | | **MVZ-A12AA4** | **MVZ-A18AA4** | **MVZ-A24AA4** | **MVZ-A30AA4** | **MVZ-A36AA4** |
|---|---|---|---|---|---|---|---|
| Cooling | Rated Capacity | Btu/h | 12,000 | 18,000 | 24,000 | 30,000 | 36,000 |
| Heating at 47° F | Rated Capacity | Btu/h | 13,500 | 20,000 | 27,000 | 34,000 | 40,000 |
| Electrical Power Requirements | | | 208/230V, 1-Phase, 60 Hz | | | | |
| MCA | | A | 1 | 1 | 1 | 1 | 1 |
| Voltage | S1-S2 | V AC | 208/230 | 208/230 | 208/230 | 208/230 | 208/230 |
| Indoor-Outdoor | S2-S3 | V DC | +/- 24 | +/- 24 | +/- 24 | +/- 24 | +/- 24 |
| External Static Pressure | | In. wg | 0.30–0.50–0.80 | | | | |
| External Finish | | | High-gloss polyester powder coated | | | | |
| Sound Pressure Level (Low-Mid-Hi) | Cooling | dB(A) | 27-31-35 | 28-32-36 | 30-34-38 | 32-36-40 | 35-39-43 |
| | Heating | dB(A) | 27-31-35 | 28-32-36 | 30-34-38 | 32-36-40 | 35-39-43 |
| Airflow Rate (Low-Mid-Hi) | Cooling (Dry) | CFM | 280-340-400 | 410-497-585 | 515-625-735 | 613-744-875 | 767-931-1095 |
| | Heating | CFM | 280-340-400 | 410-497-585 | 515-625-735 | 613-744-875 | 767-931-1095 |
| Refrigerant Piping | Liquid | In. | 1/4 | 1/4 | 3/8 | 3/8 | 3/8 |
| | Gas | In. | 1/2 | 1/2 | 5/8 | 5/8 | 5/8 |
| External Dimensions | H | In. | 50-1/4 | 50-1/4 | 50-1/4 | 50-1/4 | 50-1/4 |
| | W | In. | 17 | 17 | 17 | 17 | 17 |
| | D | In. | 21-5/8 | 21-5/8 | 21-5/8 | 21-5/8 | 21-5/8 |
| Net Weight | | Lbs. | 113 | 113 | 113 | 113 | 113 |
| Refrigerant | | | R-410A | R-410A | R-410A | R-410A | R-410A |
| Connection Method | | | Flared | Flared | Flared | Flared | Flared |

## Air Handlers

| **STD PKG** | **U/M** | **BERCOR NUMBER** | **DESCRIPTION** | **PC-1 1-2** | **PC-2 3** |
|---|---|---|---|---|---|
| 1 | EA | 89346 | MVZ-A12AA4 12,000 BTU MULTI-POSITION AIR HANDLER | | |
| 1 | EA | 89347 | MVZ-A18AA4 18,000 BTU MULTI-POSITION AIR HANDLER | | |
| 1 | EA | 89348 | MVZ-A24AA4 24,000 BTU MULTI-POSITION AIR HANDLER | | |
| 1 | EA | 89349 | MVZ-A30AA4 30,000 BTU MULTI-POSITION AIR HANDLER | | |
| 1 | EA | 89352 | MVZ-A36AA4 36,000 BTU MULTI-POSITION AIR HANDLER | | |

## Electric Heat Kits

| **STD PKG** | **U/M** | **BERCOR NUMBER** | **DESCRIPTION** | **PC-1 EACH** |
|---|---|---|---|---|
| 1 | EA | 89356 | EH05-MPA-S 5KW ELECTRIC HEATER MODULE | |
| 1 | EA | 89357 | EH08-MPA-S 8KW ELECTRIC HEATER MODULE | |
| 1 | EA | 89358 | EH08-MPA-M 8KW ELECTRIC HEATER MODULE | |
| 1 | EA | 89359 | EH10-MPA-M 10KW ELECTRIC HEATER MODULE | |

# SUZ/SEZ Single Zone Ducted Systems, Heat Pump

## Inverter Driven, R-410A, Ceiling Concealed



**Outdoor Unit**



**Indoor Unit**

- Ultra thin body: 7-7/8" high
- Built-in drain mechanism for condensate removal; lifts to 21-11/16"
- Air filter is included with indoor unit
- Quiet operation—as low as 23 dBa
- PAR-21MAA wired remote controller is included
- Indoor unit powered from outdoor unit using A-Control
- Automatic fan speed control
- Auto restart following a power outage
- Five year limited warranty on parts and defects
- Seven year limited warranty on compressors

| **Outdoor Unit** | | **SUZKA09NA** | **SUZKA12NA** | **SUZKA15NA** | **SUZKA18NA** |
|---|---|---|---|---|---|
| Power Supply | V/Ph/Hz | 208-230/1/60 | | | |
| Min. Ampacity | A | 12 | 12 | 12 | 12 |
| Weight | Lbs. | 66 | 77 | 80 | 119 |
| Max. Cooling Capacity | Btu/h | 10900 | 13300 | 17000 | 19000 |
| Max. Heating (at 47°F) | Btu/h | 14100 | 16400 | 21100 | 24900 |
| Max. Heating (at 17°F) | Btu/h | 7300 | 9800 | 13700 | 15000 |
| Sound | Heating (dBa) | 50 | 51 | 51 | 56 |
| | Cooling (dBa) | 46 | 49 | 49 | 54 |
| Energy Efficiency | SEER | 15 | 16 | 15.5 | 17.5 |
| | HSPF | 10 | 10 | 10 | 10 |
| Liquid Line Size | In. | 1/4 | 1/4 | 1/4 | 1/4 |
| Gas Line Size | In. | 3/8 | 3/8 | 1/2 | 1/2 |
| Max. Ht. Differential | Ft. | 40 | 40 | 40 | 50 |
| Max. Length | Ft. | 65 | 65 | 65 | 100 |
| Dimensions (In.) | W | 31-1/2 | 31-1/2 | 31-1/2 | 33-1/16 |
| | D | 11-1/4 | 11-1/4 | 11-1/4 | 13 |
| | H | 21-5/8 | 21-5/8 | 21-5/8 | 33-7/16 |

| **Indoor Unit** | | **SEZKD09NA** | **SEZKD12NA** | **SEZKD15NA** | **SEZKD18NA** |
|---|---|---|---|---|---|
| Power Supply | V/Ph/Hz | 208-230/1/60 | | | |
| Min. Ampacity | A | 1 | 1 | 1 | 1 |
| Sound (Low-Med-Hi) | dB(A) | 23-26-30 | 23-28-33 | 30-34-37 | 30-34-38 |
| Airflow (Low-Med-Hi) | Dry CFM | 194-247-317 | 247-317-388 | 353-441-529 | 23-529-635 |
| | Wet CFM | 174-222-285 | 222-285-349 | 317-396-476 | 381-476-572 |
| External Static Pressure | In. WG | .02-.06-.14-.2 | .02-.06-.14-.2 | .02-.06-.14-.2 | .02-.06-.14-.2 |
| Weight | Lbs. | 42 | 50 | 54 | 62 |
| Dimensions (In.) | W | 31-1/8 | 39 | 39 | 46-7/8 |
| | D | 27-9/16 | 27-9/16 | 27-9/16 | 27-9/16 |
| | H | 7-7/8 | 7-7/8 | 7-7/8 | 7-7/8 |

### Outdoor Units

| STD PKG | U/M | BERCOR NUMBER | DESCRIPTION | PC-1 1-2 | PC-2 3 |
|---|---|---|---|---|---|
| 1 | EA | 89083 | SUZ-KA09NA.TH 9,000 M SERIES OUDOOR UNIT, SINGLE ZONE SEZ | | |
| 1 | EA | 89084 | SUZ-KA12NA.TH 12,000 M SERIES OUDOOR UNIT, SINGLE ZONE SEZ | | |
| 1 | EA | 89085 | SUZKA15NA.TH 15,000 M SERIES OUDOOR UNIT, SINGLE ZONE SEZ | | |
| 1 | EA | 89086 | SUZ-KA18NA.TH 18,000 M SERIES OUDOOR UNIT, SINGLE ZONE SEZ | | |

### Indoor Units

| | | | | | |
|---|---|---|---|---|---|
| 1 | EA | 89129 | SEZ-KD09NA4.TH 9,000 M SERIES INDOOR DUCTED | | |
| 1 | EA | 89130 | SEZ-KD12NA4R1.TH 12,000 M SERIES INDOOR DUCTED | | |
| 1 | EA | 89131 | SEZ-KD15NA4R1.TH 15,000 M SERIES INDOOR DUCTED | | |
| 1 | EA | 89132 | SEZ-KD18NA4.TH 18,000 M SERIES INDOOR DUCTED | | |

# SUZ/SLZ Single Room Ducted Systems, Heat Pump

## Inverter Driven, R-410A, Ceiling Recessed



**SUZ**



**SLZ**

- The SLZ-KA ceiling recessed cassette units offer a wide airflow pattern for better air distribution in a less obtrusive style.
- For use in 1:1 heat pump and multi-zone systems providing more options.
- To be installed in a hard ceiling (with access panel for servicing) or in a 2x2 drop ceiling
- Built-in drain-lift mechanism for condensate removal
- 4" ventilation-air intake knockout option
- Automatic fan speeed control
- Indoor units receive power from outdoor units through field-supplied interconnected wiring
- Five year limited warranty on parts and defects
- Seven year limited warranty on compressors

| **Outdoor Unit** | | **SUZ-KA09NA** | **SUZ-KA12NA** | **SUZ-KA15NA** |
|---|---|---|---|---|
| Power Supply | V/Ph/Hz | 208-230/1/60 | 208-230/1/60 | 208-230/1/60 |
| Voltage | Indoor - Outdoor S1-S2 | AC 208-230V | AC 208-230V | AC 208-230V |
| | Indoor - Outdoor S2-S3 | DC 12-24V | DC 12-24V | DC 12-24V |
| MCA | A | 12 | 12 | 12 |
| MOCP | A | 15 | 15 | 15 |
| Fan Motor | FLA | 0.50 | 0.50 | 0.50 |
| Weight | Lbs. | 66 | 77 | 80 |
| Max. Cooling Capacity | Btu/h | 10900 | 13300 | 17000 |
| Max. Heating (at 47°F) | Btu/h | 14100 | 17000 | 22000 |
| Max. Heating (at 17°F) | Btu/h | 3200 | 8300 | 12000 |
| Sound | Heating (dBa) | 50 | 51 | 51 |
| | Cooling (dBa) | 46 | 49 | 49 |
| Energy Efficiency | SEER | 15 | 15.4 | 165 |
| | HSPF | 9.6 | 9.6 | 9.6 |
| Liquid Line Size | In. | 1/4 | 1/4 | 1/4 |
| Gas Line Size | In. | 3/8 | 3/8 | 1/2 |
| Refrigerant (R-410A) | Charge (Lbs.,Oz.) | 2, 0 | 2, 9 | 2, 9 |
| | Oil Type (fl. oz) | NEO22 (10.8) | NEO22 (10.8) | NEO22 (15.2) |
| Refrigerant Pipe | Max. Ht. Differential (Ft.) | 40 | 40 | 40 |
| | Max Length (Ft.) | 65 | 65 | 65 |
| Dimensions (In.) | W | 31-1/2 | 31-1/2 | 31-1/2 |
| | D | 11-1/4 | 11-1/4 | 11-1/4 |
| | H | 21-5/8 | 21-5/8 | 21-5/8 |

| **Indoor Unit** | | **SLZ-KD09NA** | **SLZ-KD12NA** | **SEZKD15NA** |
|---|---|---|---|---|
| Power Supply | V/Ph/Hz | 208-230/1/60 | | |
| MCA | A | 1 | 1 | 1 |
| Sound (Low-Med-Hi) | dB(A) | 29-32-38 | 30-34-39 | 31-35-40 |
| Airflow (Low-Med-Hi) | Dry CFM | 280-320-350 | 280-320-390 | 280-320-390 |
| | Wet CFM | 250-290-320 | 250-290-350 | 250-290-350 |
| Weight, Unit (Grille) | Lbs. | 36 (7) | 36 (7) | 36 (7) |
| Dimensions, Unit (Grille) | W (In.) | 22-7/16 (25-5/8) | 22-7/16 (25-5/8) | 22-7/16 (25-5/8) |
| | D (In.) | 22-7/16 (25-5/8) | 22-7/16 (25-5/8) | 22-7/16 (25-5/8) |
| | H (In.) | 9-1/4 (13/16) | 9-1/4 (13/16) | 9-1/4 (13/16) |

### Outdoor Units

| STD PKG | U/M | BERCOR NUMBER | DESCRIPTION | PC-1 1-2 | PC-2 3 |
|---|---|---|---|---|---|
| 1 | EA | 89083 | SUZKA09NA 9,000 M SERIES OUDOOR UNIT, SINGLE ZONE SEZ | | |
| 1 | EA | 89084 | SUZKA12NA 12,000 M SERIES OUDOOR UNIT, SINGLE ZONE SEZ | | |
| 1 | EA | 89085 | SUZKA15NA 15,000 M SERIES OUDOOR UNIT, SINGLE ZONE SEZ | | |

### Indoor Units

| | | | | | |
|---|---|---|---|---|---|
| 1 | EA | 89145 | SLZ-KA09NA.TH 9,000 2-CTN 4-WAY CASS LESS CONTROL | | |
| 1 | EA | 89146 | SLZ-KA12NA1.TH 12,000 2-CTN 4-WAY CASS LESS CONTROL | | |
| 1 | EA | 89147 | SLZ-KA15NA1.TH 15,000 2-CTN 4-WAY CASS LESS CONTROL | | |

### Grille

| STD PKG | U/M | BERCOR NUMBER | DESCRIPTION | PC-1 EACH |
|---|---|---|---|---|
| 1 | EA | 89286 | SLP-15AAUW GRILLE SLZ INDOOR UNITS | |

# PUY/PCA Ductless Split System Air Conditioners

## Inverter Driven, Ceiling Mounted, Cooling only



**Outdoor Unit**



**Indoor Unit**

- The new compact outdoor unit design requires less space and reduces outdoor unit sound level by 4 to 8 dB(A).
- The low-ambient operation performs well in cooling mode even when the outside temperature is 0° F. This unit meets requirements for year round cooling in applications such as telecom rooms and computer centers.
- The P-series can be used with the wireless MHK1 controller as well as the advanced wire controller (PAR31-MAA) and the simple wired controller (PAC-YT53CRAU)
- The multi-node comfort control (wired or wireless) allows easy selection of On, Cool, Dry Mode, Fan, Heat or Off .

| **Outdoor Unit** | | | **PUY-A24NHA6** | **PUY-A30NHA6** | **PUY-A36NHA6** | **PUY-A42NHA6** |
|---|---|---|---|---|---|---|
| Power Supply | | V/Ph/Hz | 208-230/1/60 | 208-230/1/60 | 208-230/1/60 | 208-230/1/60 |
| MCA | | A | 18 | 25 | 25 | 26 |
| Rated Capacity | Cooling | Btu/h | 24,000 | 30,000 | 35,000 | 42,000 |
| Energy Efficiency | | SEER | 16.8 | 14.5 | 14.4 | 15.8 |
| Pipe Dimensions | Liquid | In. | 3/8 | 3/8 | 3/8 | 3/8 |
| | Gas | In. | 5/8 | 5/8 | 5/8 | 5/8 |
| | Max. Ht. Differential | Ft. | 100 | 100 | 100 | 100 |
| | Max. Length | Ft. | 165 | 165 | 165 | 165 |
| Compressor Type | | | DC Inverter-driven Twin Rotary | | | Inverter-driven Scroll |
| Dimensions | W | In. | 37-3/8 | 37-3/8 | 37-3/8 | 37-3/8 |
| | D | In. | 13+1-3/16 | 13+1-3/16 | 13+1-3/16 | 13+1-3/16 |
| | H | In. | 37-1/8 | 37-1/8 | 37-1/8 | 53-1/8 |
| Weight | | Lbs | 163 | 163 | 163 | 258 |

| **Indoor Unit** | | | **PCA-A24KA4.TH** | **PCA-A30KA4.TH** | **PCA-A36KA6.TH** | **PCA-A42KA6.TH** |
|---|---|---|---|---|---|---|
| Power Supply | | V/Ph/Hz | 208-230/1/60 | 208-230/1/60 | 208-230/1/60 | 208-230/1/60 |
| MCA | | A | 1 | 1 | 2 | 2 |
| Sound | (Lo-M1-M2-Hi) | dB(A) | 33-35-37-40 | 35-37-39-41 | 37-39-41-43 | 39-41-43-45 |
| Airflow | (Lo-M1-M2-Hi) | Dry CFM | 530-565-600-670 | 565-600-635-705 | 775-850-920-990 | 810-885-955-1,025 |
| | | Wet CFM | 495-530-565-635 | 530-565-600-670 | 705-775-850-920 | 740-810-885-955 |
| Moisture Removal | | Pints/Hr. | 5.8 | 8.3 | 8.5 | 11.7 |
| Dimensions | W | In. | 50-3/8 | 50-3/8 | 63 | 63 |
| | D | In. | 26-3/4 | 26-3/4 | 26-3/4 | 26-3/4 |
| | H | In. | 9-1/16 | 9-1/16 | 9-1/16 | 9-1/16 |
| Weight | | Lbs. | 71 | 71 | 79 | 84 |

### Outdoor Units

| STD PKG | U/M | BERCOR NUMBER | DESCRIPTION | PC-1 1-2 | PC-2 3 |
|---|---|---|---|---|---|
| 1 | EA | 88899 | PUY-A24NHA6 24,000 P-SERIES COOLING ONLY OUTDOOR | | |
| 1 | EA | 88901 | PUY-A30NHA6 30,000 P-SERIES COOLING ONLY OUTDOOR | | |
| 1 | EA | 88905 | PUY-A36NHA6 36,000 P-SERIES COOLING ONLY OUTDOOR | | |
| 1 | EA | 88909 | PUY-A42NHA6 42,000 P-SERIES COOLING ONLY OUTDOOR | | |

### Indoor Units

| | | | | | |
|---|---|---|---|---|---|
| 1 | EA | 89103 | PCA-A24KA4.TH 24,000 P-SERIES CEILING MOUNT | | |
| 1 | EA | 88900 | PCA-A30KA4.TH 30,000 P-SERIES CEILING MOUNT | | |
| 1 | EA | 88906 | PCA-A36KA6.TH 36,000 P-SERIES CEILING MOUNT | | |
| 1 | EA | 88908 | PCA-A42KA6.TH 42,000 P-SERIES CEILING MOUNT | | |

# PUY/PKA Ductless Split System Air Conditioners

## Inverter Driven, Wall-Mount, Cooling Only



**Outdoor Unit**



**Indoor Unit**

- The new compact outdoor unit design requires less space and reduces outdoor unit sound level by 4 to 8 dB(A).
- The low-ambient operation performs well in cooling mode even when the outside temperature is 0° F. This unit meets requirements for year round cooling in applications such as telecom rooms and computer centers.
- The P-series can be used with the wireless MHK1 controller as well as the advanced wire controller (PAR31-MAA) and the simple wired controller (PAC-YT53CRAU)
- The multi-node comfort control (wired or wireless) allows easy selection of On, Cool, Dry Mode, Fan, Heat or Off.

| **Outdoor Unit** | | | **PUY-A12NHA6** | **PUY-A18NHA6** | **PUY-A24NHA6** | **PUY-A30NHA6** | **PUY-A36NHA6** |
|---|---|---|---|---|---|---|---|
| Power Supply | | V/Ph/Hz | 208-230/1/60 | | | | |
| MCA | | A | 13 | 13 | 18 | 25 | 25 |
| Rated Capacity | Cooling | Btu/h | 12,000 | 18,000 | 24,000 | 30,000 | 34,200 |
| Energy Efficiency | | SEER | 15.2 | 15.3 | 17.0 | 15.5 | 14.0 |
| Pipe Dimensions | Liquid | In. | 1/4 | 1/4 | 3/8 | 3/8 | 3/8 |
| | Gas | In. | 1/2 | 1/2 | 5/8 | 5/8 | 5/8 |
| | Max. Ht. Differential | Ft. | 100 | 100 | 100 | 100 | 100 |
| | Max. Length | Ft. | 100 | 100 | 165 | 165 | 165 |
| Compressor | Model (Type) | | DC Inverter-driven Twin Rotary | | | | |
| Dimensions | W | In. | 31-1/2 | 31-1/2 | 37-3/8 | 37-3/8 | 37-3/8 |
| | D | In. | 11-13/16 + 7/8 | 11-13/16 + 7/8 | 11-13/16 + 7/8 | 11-13/16 + 7/8 | 13+1-3/16 |
| | H | In. | 23-5/8 | 23-5/8 | 37-1/8 | 37-1/8 | 37-1/8 |
| Weight | | Lbs. | 90 | 97 | 163 | 163 | 163 |

| **Indoor Unit** | | **PKA-A12HA6** | **PKA-A18HA6** | **PKA-A24KA6.TH** | **PKA-A30KA6.TH** | **PKA-A36KA6.TH** |
|---|---|---|---|---|---|---|
| Power Supply | V/Ph/Hz | 208-230/1/60 | | | | |
| Min. Ampacity | A | 1 | 1 | 1 | 1 | 1 |
| Sound (Lo-M1-M2-Hi) | dB(A) | 36-40-43 | 36-40-43 | 39-42-45 | 39-42-45 | 43-46-49 |
| Airflow | Dry CFM | 320-370-425 | 320-370-425 | 635-705-775 | 635-705-775 | 705-810-920 |
| (Lo-M1-M2-Hi) | Wet CFM | 290-335-380 | 290-335-380 | 570-635-700 | 570-635-700 | 635-730-830 |
| Moisture Removal | Pints/Hr. | 2.0 | 5.2 | 5.0 | 8.1 | 9.2 |
| Dimensions W | In. | 35-3/8 | 35-3/8 | 46-1/16 | 46-1/16 | 46-1/16 |
| D | In. | 9-13/16 | 9-13/16 | 11-5/8 | 11-5/8 | 11-5/8 |
| H | In. | 11-5/8 | 11-5/8 | 14-3/8 | 14-3/8 | 14-3/8 |
| Weight | Lbs. | 29 | 29 | 46 | 46 | 46 |

### Outdoor Units

| **STD PKG** | **U/M** | **BERCOR NUMBER** | **DESCRIPTION** | **PC-1 1-2** | **PC-2 3** |
|---|---|---|---|---|---|
| 1 | EA | 89097 | PUY-A12NHA4R1 12,000 COOLING ONLY P SERIES OUTDOOR | | |
| 1 | EA | 88901 | PUY-A30NHA6 30,000 P-SERIES COOLING ONLY OUTDOOR | | |
| 1 | EA | 89101 | PUY-A18NHA4R1 18,000 COOLING ONLY P SERIES OUTDOOR | | |
| 1 | EA | 89108 | PUY-A24NHA4 24,000 COOLING ONLY P-SERIES OUTDOOR | | |
| 1 | EA | 89110 | PUY-A30NHA4 30,000 COOLING ONLY P-SERIES OUTDOOR | | |
| 1 | EA | 89116 | PUY-A36NHA4 36,000 COOLING ONLY P-SERIES OUTDOOR | | |

### Indoor Units

| | | | | | |
|---|---|---|---|---|---|
| 1 | EA | 88889 | PKA-A12HA6 12,000 P-SERIES WALL MOUNT | | |
| 1 | EA | 88892 | PKA-A18HA6 18,000 P-SERIES WALL MOUNT | | |
| 1 | EA | 88896 | PKA-A24KA6.TH 24,000 P-SERIES WALL MOUNT | | |
| 1 | EA | 88895 | PKA-A30KA6.TH 30,000 P-SERIES WALL MOUNT | | |
| 1 | EA | 88904 | PKA-A36KA6.TH 36,000 P-SERIES WALL MOUNT | | |

# PUY/PLA Ductless Split System Air Conditioners

## Inverter Driven, Ceiling Recessed, Cooling Only



Outdoor Unit



Indoor Unit

- The new compact outdoor unit design requires less space and reduces outdoor unit sound level by 4 to 8 dB(A).
- The low-ambient operation performs well in cooling mode even when the outside temperature is 0° F. This unit meets requirements for year round cooling in applications such as telecom rooms and computer centers.
- The P-series can be used with the wireless MHK1 controller as well as the advanced wire controller (PAR31-MAA) and the simple wired controller (PAC-YT53CRAU)
- The multi-node comfort control (wired or wireless) allows easy selection of On, Cool, Dry Mode, Fan, Heat or Off.

| **Outdoor Unit** | | | **PUY-A12NHA6** | **PUY-A18NHA6** | **PUY-A24NHA6** | **PUY-A30NHA6** | **PUY-A36NHA6** | **PUY-A42NHA6** |
|---|---|---|---|---|---|---|---|---|
| Power Supply | | V/Ph/Hz | 208/230-1-60 | 208/230-1-60 | 208/230-1-60 | 208/230-1-60 | 208/230-1-60 | 208/230-1-60 |
| Voltage | S1–S2 | V | AC 208/230 | AC 208/230 | AC 208/230 | AC 208/230 | AC 208/230 | AC 208/230 |
| Indoor-Outdoor | S2–S3 | V | DC24 | DC24 | DC24 | DC24 | DC24 | DC24 |
| MCA | | A | 13 | 13 | 18 | 25 | 25 | 26 |
| Recommended Fuse/Breaker | | A | 15 | 15 | 25 | 30 | 30 | 30 |
| MOCP | | A | 15 | 20 | 30 | 40 | 40 | 40 |
| Fan Motor | | FLA | 0.35 | 0.35 | 0.75 | 0.75 | 0.75 | .04+.04 |
| Fan Motor Output | | W | 40 | 40 | 75 | 75 | 75 | 86+86 |
| Rated Capacity | Cooling | Btu/h | 12000 | 18000 | 24000 | 30000 | 35000 | 42000 |
| Energy Efficiency | | SEER | 13.5 | 14.2 | 13.6 | 13.6 | 14.2 | 14.4 |
| Pipe Dimensions | Liquid OD | In. | 1/4 | 1/4 | 3/8 | 3/8 | 3/8 | 3/8 |
| | Gas OD | In. | 1/2 | 1/2 | 5/8 | 5/8 | 5/8 | 5/8 |
| | Max. Ht. Diff. | Ft. | 100 | 100 | 100 | 100 | 100 | 100 |
| | Max. Length | Ft. | 100 | 100 | 165 | 165 | 165 | 165 |
| Dimensions | W | In. | 31-1/2 | 31-1/2 | 37-3/8 | 37-3/8 | 37-3/8 | 37-3/8 |
| | D | In. | 11-13/16+7/8 | 11-13/16+7/8 | 13+1-3/16 | 13+1-3/16 | 13+1-3/16 | 13+1-3/16 |
| | H | In. | 23-5/8 | 23-5/8 | 37-1/8 | 37-1/8 | 37-1/8 | 53-1/8 |
| Weight | | Lbs. | 82 | 89 | 163 | 163 | 163 | 258 |

| **Indoor Unit** | | | **PLA-A12BA6** | **PLA-A18BA6** | **PLA-A24BA6** | **PLA-A30BA6** | **PLA-A36BA6** | **PLA-A42BA6** |
|---|---|---|---|---|---|---|---|---|
| Power Supply | | V/Ph/Hz | 208/230-1-60 | 208/230-1-60 | 208/230-1-60 | 208/230-1-60 | 208/230-1-60 | 208/230-1-60 |
| MCA | | A | 1 | 1 | 1 | 1 | 2 | 2 |
| Fan Motor | | FLA | 0.51 | 0.51 | 0.51 | 0.51 | 1.00 | 1.00 |
| Fan Motor Output | | W | 50 | 50 | 50 | 50 | 120 | 120 |
| Moisture Removal | | Pints/Hr | 1.7 | 3.0 | 5.1 | 7.2 | 8.1 | 10.9 |
| Dimensions Unit (Grille) | W | In. | 33-1/16 (37-3/8) | 33-1/16 (37-3/8) | 33-1/16 (37-3/8) | 33-1/16 (37-3/8) | 33-1/16 (37-3/8) | 33-1/16 (37-3/8) |
| | D | In. | 33-1/16 (37-3/8) | 33-1/16 (37-3/8) | 33-1/16 (37-3/8) | 33-1/16 (37-3/8) | 33-1/16 (37-3/8) | 33-1/16 (37-3/8) |
| | H | In. | 10-3/16 (1-3/8) | 10-3/16 (1-3/8) | 10-3/16 (1-3/8) | 10-3/16 (1-3/8) | 11-3/4 (1-3/8) | 11-3/4 (1-3/8) |
| Weight Unit (Panel) | | Lbs. | 49 (13) | 49 (13) | 51 (13) | 51 (13) | 55 (13) | 55 (13) |

### Outdoor Units

| STD PKG | U/M | BERCOR NUMBER | DESCRIPTION | PC-1 1-2 | PC-2 3 |
|---|---|---|---|---|---|
| 1 | EA | 88891 | PUY-A12NHA6 12,000 P-SERIES COOLING ONLY OUTDOOR | | |
| 1 | EA | 88894 | PUY-A18NHA6 18,000 P-SERIES COOLING ONLY OUTDOOR | | |
| 1 | EA | 88899 | PUY-A24NHA6 24,000 P-SERIES COOLING ONLY OUTDOOR | | |
| 1 | EA | 88901 | PUY-A30NHA6 30,000 P-SERIES COOLING ONLY OUTDOOR | | |
| 1 | EA | 88905 | PUY-A36NHA6 36,000 P-SERIES COOLING ONLY OUTDOOR | | |
| 1 | EA | 88909 | PUY-A42NHA6 42,000 P-SERIES COOLING ONLY OUTDOOR | | |

### Indoor Units

| | | | | | |
|---|---|---|---|---|---|
| 1 | EA | 88890 | PLA-A12BA6 12,000 P-SERIES CELING RECESSED | | |
| 1 | EA | 88893 | PLA-A18BA6 18,000 P-SERIES CEILING RECESSED | | |
| 1 | EA | 88897 | PLA-A24BA6 24,000 P-SERIES CEILING RECESSED | | |
| 1 | EA | 88902 | PLA-A30BA6 30,000 P-SERIES CEILING RECESSED | | |
| 1 | EA | 88907 | PLA-A36BA6 36,000 P-SERIES CEILING RECESSED | | |
| 1 | EA | 88910 | PLA-A42BA6 42,000 P-SERIES CEILING RECESSED | | |

### Grille

| STD PKG | U/M | BERCOR NUMBER | DESCRIPTION | PC-1 EACH |
|---|---|---|---|---|
| 1 | EA | 89285 | PLP-40BAU GRILLE PLA INDOOR UNITS | |

# PUZ/PCA Ductless Split System Heat Pumps

## Inverter Driven, Ceiling Mounted, Heating & Cooling



**Outdoor Unit**



**Indoor Unit**

- The new compact outdoor unit design requires less space and reduces outdoor unit sound level by 4 to 8 dB(A).
- The low-ambient operation performs well in cooling mode even when the outside temperature is 0° F. This unit meets requirements for year round cooling in applications such as telecom rooms and computer centers.
- The P-series can be used with the wireless MHK1 controller as well as the advanced wire controller (PAR31-MAA) and the simple wired controller (PAC-YT53CRAU)
- The multi-node comfort control (wired or wireless) allows easy selection of On, Cool, Dry Mode, Fan, Heat or Off .

| **Outdoor Unit** | | | **PUZ-A24NHA6** | **PUZ-A30NHA6** | **PUZ-A36NHA6** | **PUZ-A42NHA6** |
|---|---|---|---|---|---|---|
| Power Supply | | V/Ph/Hz | 208-230/1/60 | | | |
| MCA | | A | 18 | 25 | 25 | 26 |
| Rated Capacity | Cooling | Btu/h | 24,000 | 30,000 | 35,000 | 42,000 |
| | Heating at 47° F | Btu/h | 26,000 | 32,000 | 37,000 | 45,000 |
| | Heating at 17° F | Btu/h | 18,000 | 23,000 | 25,000 | 30,000 |
| Energy Efficiency | | SEER | 16.8 | 14.5 | 14.4 | 15.8 |
| Pipe Dimensions | Liquid | In. | 3/8 | 3/8 | 3/8 | 3/8 |
| | Gas | In. | 5/8 | 5/8 | 5/8 | 5/8 |
| | Max. Ht. Diff. | Ft. | 100 | 100 | 100 | 100 |
| | Max. Length | Ft. | 165 | 165 | 165 | 165 |
| Compressor | Model(Type) | | DC Inverter-driven Twin Rotary | | | Inverter-driven Scroll |
| | W | In. | 37-3/8 | 37-3/8 | 37-3/8 | 37-3/8 |
| Dimensions | D | In. | 13+1-3/16 | 13+1-3/16 | 13+1-3/16 | 13+1-3/16 |
| | H | In. | 37-1/8 | 37-1/8 | 37-1/8 | 53-1/8 |
| Weight | | Lbs. | 165 | 165 | 165 | 260 |

| **Indoor Unit** | | | **PCA-A24KA4.TH** | **PCA-A30KA4.TH** | **PCA-A36KA6.TH** | **PCA-A42KA6.TH** |
|---|---|---|---|---|---|---|
| Power Supply | | V/Ph/Hz | 208-230/1/60 | | | |
| Min. Ampacity | | A | 1 | 1 | 2 | 2 |
| Sound (Lo-M1-M2-Hi) | | dB(A) | 33-35-37-40 | 35-37-39-41 | 37-39-41-43 | 39-41-43-45 |
| Airflow (Lo-M1-M2-Hi) | Dry | CFM | 530-565-600-670 | 565-600-635-705 | 775-850-920-990 | 810-885-955-1,025 |
| | Wet | CFM | 495-530-565-635 | 530-565-600-670 | 705-775-850-920 | 740-810-885-955 |
| Moisture Removal | | Pints/Hr | 5.8 | 8.3 | 8.5 | 11.7 |
| Dimensions | W | In. | 50-3/8 | 50-3/8 | 63 | 63 |
| | D | In. | 26-3/4 | 26-3/4 | 26-3/4 | 26-3/4 |
| | H | In. | 9-1/16 | 9-1/16 | 9-1/16 | 9-1/16 |
| Weight | | Lbs. | 71 | 71 | 79 | 84 |

### Outdoor Units

| STD PKG | U/M | BERCOR NUMBER | DESCRIPTION | PC-1 1-2 | PC-2 3 |
|---|---|---|---|---|---|
| 1 | EA | 88913 | PUZ-A24NHA6 24,000 P-SERIES HEAT PUMP OUTDOOR | | |
| 1 | EA | 88914 | PUZ-A30NHA6 30,000 P-SERIES HEAT PUMP OUTDOOR | | |
| 1 | EA | 88915 | PUZ-A36NHA6 36,000 P-SERIES HEAT PUMP OUTDOOR | | |
| 1 | EA | 88916 | PUZ-A42NHA6 42,000 P-SERIES HEAT PUMP OUTDOOR | | |

### Indoor Units

| | | | | | |
|---|---|---|---|---|---|
| 1 | EA | 89103 | PCA-A24KA4.TH 24,000 P-SERIES CEILING MOUNT | | |
| 1 | EA | 88900 | PCA-A30KA4.TH 30,000 P-SERIES CEILING MOUNT | | |
| 1 | EA | 88906 | PCA-A36KA6.TH 36,000 P-SERIES CEILING MOUNT | | |
| 1 | EA | 88908 | PCA-A42KA6.TH 42,000 P-SERIES CEILING MOUNT | | |

# PUZ/PKA Ductless Split System Heat Pumps

## Inverter Driven, Wall-Mount, Heating & Cooling



**Outdoor Unit**



**Indoor Unit**

- The new compact outdoor unit design requires less space and reduces outdoor unit sound level by 4 to 8 dB(A).
- The low-ambient operation performs well in cooling mode even when the outside temp. is 0° F. This unit meets requirements for year round cooling in applications such as telecom rooms and computer centers.
- The P-series can be used with the wireless MHK1 controller as well as the advanced wire controller (PAR31-MAA) and the simple wired controller (PAC-YT53CRAU)
- The multi-node comfort control (wired or wireless) allows easy selection of On, Cool, Dry Mode, Fan, Heat or Off.

| **Outdoor Unit** | | | **PUZ-A18NHA6** | **PUZ-A24NHA6** | **PUZ-A30NHA6** | **PUZ-A36NHA6** |
|---|---|---|---|---|---|---|
| Power Supply | | V/Ph/Hz | 208-230/1/60 | | | |
| MCA | | A | 13 | 18 | 25 | 25 |
| Rated Capacity | Cooling | Btu/h | 18,000 | 24,000 | 30,000 | 34,200 |
| | Heating at 47° F | Btu/h | 19,000 | 26,000 | 32,000 | 37,000 |
| | Heating at 17° F | Btu/h | 13,000 | 18,000 | 23,000 | 25,000 |
| Energy Efficiency | | SEER | 15.3 | 17.0 | 15.5 | 14.0 |
| Pipe Dimensions | Liquid | In. | 1/4 | 3/8 | 3/8 | 3/8 |
| | Gas | In. | 1/2 | 5/8 | 5/8 | 5/8 |
| | Max. Ht. Differential | Ft. | 100 | 100 | 100 | 100 |
| | Max. Length | Ft. | 100 | 165 | 165 | 165 |
| Compressor | Model (Type) | | DC Inverter-driven Twin Rotary | | | |
| Dimensions | W | In. | 31-1/2 | 37-1/8 | 37-1/8 | 37-1/8 |
| | D | In. | 11-13/16 + 7/8 | 13+1-3/16 | 13+1-3/16 | 13+1-3/16 |
| | H | In. | 23-5/8 | 37-12/32 | 37-12/32 | 37-12/32 |
| Weight | | Lbs. | 99 | 165 | 165 | 165 |

| **Indoor Unit** | | | **PKA-A18HA6** | **PKA-A24KA6.TH** | **PKA-A30KA6.TH** | **PKA-A36KA6.TH** |
|---|---|---|---|---|---|---|
| Power Supply | | V/Ph/Hz | 208-230/1/60 | | | |
| MCA | | A | 1 | 1 | 1 | 1 |
| Sound (Lo-Mid-Hi) | | dBA | 36-40-43 | 39-42-45 | 39-42-45 | 43-46-49 |
| Airflow (Lo-Mid-Hi) | Dry | CFM | 320-370-425 | 635-705-775 | 635-705-775 | 705-810-920 |
| | Wet | FM | 290-335-380 | 570-635-700 | 570-635-700 | 635-730-830 |
| Moisture Removal | | Pints/H | 5.2 | 5.0 | 8.1 | 9.2 |
| Dimensions | W | In. | 35-3/8 | 46-1/16 | 46-1/16 | 46-1/16 |
| | D | In. | 9-13/16 | 11-5/8 | 11-5/8 | 11-5/8 |
| | H | In. | 11-5/8 | 14-3/8 | 14-3/8 | 14-3/8 |
| Weight | | Lbs. | 29 | 46 | 46 | 46 |

### Outdoor Units

| STD PKG | U/M | BERCOR NUMBER | DESCRIPTION | PC-1 1-2 | PC-2 3 |
|---|---|---|---|---|---|
| 1 | EA | 88912 | PUZ-A18NHA6 18,000 P-SERIES HEAT PUMP OUTDOOR | | |
| 1 | EA | 88913 | PUZ-A24NHA6 24,000 P-SERIES HEAT PUMP OUTDOOR | | |
| 1 | EA | 88914 | PUZ-A30NHA6 30,000 P-SERIES HEAT PUMP OUTDOOR | | |
| 1 | EA | 88915 | PUZ-A36NHA6 36,000 P-SERIES HEAT PUMP OUTDOOR | | |

### Indoor Units

| | | | | | |
|---|---|---|---|---|---|
| 1 | EA | 88892 | PKA-A18HA6 18,000 P-SERIES WALL MOUNT | | |
| 1 | EA | 88896 | PKA-A24KA6.TH 24,000 P-SERIES WALL MOUNT | | |
| 1 | EA | 88895 | PKA-A30KA6.TH 30,000 P-SERIES WALL MOUNT | | |
| 1 | EA | 88904 | PKA-A36KA6.TH 36,000 P-SERIES WALL MOUNT | | |

# PUZ/PLA Ductless Split System Heat Pumps

## Inverter Driven, Ceiling Recessed, Heating & Cooling



Outdoor Unit

IndoorUnit



- The new compact outdoor unit design requires less space and reduces outdoor unit sound level by 4 to 8 dB(A).
- The low-ambient operation performs well in cooling mode even when the outside temp. is 0° F. This unit meets requirements for year round cooling in applications such as telecom rooms and computer centers.
- The P-series can be used with the wireless MHK1 controller as well as the advanced wire controller (PAR31-MAA) and the simple wire controller (PAC-YT52CRAU)
- The multi-node comfort control (wired or wireless) allows easy selection of On, Cool, Dry Mode, Fan, Heat or Off .

| **Outdoor Unit** | | | **PUZ-A18NHA6** | **PUZ-A24NHA6** | **PUZ-A30NHA6** | **PUZ-A36NHA6** | **PUZ-A42NHA6** |
|---|---|---|---|---|---|---|---|
| Power Supply | | V/Ph/Hz | 208-230/1/60 | 208-230/1/60 | 208-230/1/60 | 208-230/1/60 | 208-230/1/60 |
| Voltage | Indoor - Outdoor | S1-S2 | AC 208-230V | AC 208-230V | AC 208-230V | AC 208-230V | AC 208-230V |
| | Indoor - Outdoor | S2-S3 | DC24V | DC24V | DC24V | DC24V | DC24V |
| MCA | | A | 13 | 18 | 25 | 25 | 26 |
| MOCP | | A | 20 | 30 | 40 | 40 | 40 |
| Fan Motor | | FLA | 0.35 | 0.75 | 0.75 | 0.75 | 0.4+0.4 |
| Max. Cooling Cap. | | Btu/h | 18,000 | 24,000 | 30,000 | 35,000 | 42,000 |
| Max. Heating (at 47°F) | | Btu/h | 20,000 | 28,000 | 34,000 | 38,000 | 48,000 |
| Heating (at 17°F) | | Btu/h | 13,000 | 16,000 | 23,000 | 25,000 | 30,000 |
| Sound | Heating | dBa | 47 | 50 | 50 | 50 | 55 |
| Energy Efficiency | | SEER | 14.2 | 13.6 | 13.6 | 14.2 | 14.4 |
| | | HSPF | 9.8 | 8.5 | 8.7 | 9.3 | 9.3 |
| Refrigerant (R-410A) | Charge | Lbs., oz. | 3,12 | 6,10 | 6,10 | 6,10 | 10 |
| | Oil Type | fl. oz. | FV50S (20) | FV50S (28) | FV50S (28) | FV50S (28) | FV50S (45) |
| Refrigerant Pipe | Max. Ht. Diff. | Ft. | 100 | 100 | 100 | 100 | 100 |
| | Max Length | Ft. | 100 | 165 | 165 | 165 | 165 |
| | Liquid Side OD | In. | 1/4 | 3/8 | 3/8 | 3/8 | 3/8 |
| | Gas Side OD | In. | 1/2 | 5/8 | 5/8 | 5/8 | 5/8 |
| Dimensions | W | In. | 31-1/2 | 37-1/8 | 37-1/8 | 37-1/8 | 37-3/8 |
| | D | In. | 11-13/16 + 7/8 | 13 + 1-3/16 | 13 + 1-3/16 | 13 + 1-3/16 | 13 + 1-3/16 |
| | H | In. | 23-5/8 | 37-12/32 | 37-12/32 | 37-12/32 | 53-1/8 |
| Weight | | Lbs. | 91 | 165 | 165 | 165 | 260 |

| **Indoor Unit** | | | **PLA-A18BA6** | **PLA-A24BA6** | **PLA-A30BA6** | **PLA-A36BA6** | **PLA-A42BA6** |
|---|---|---|---|---|---|---|---|
| Power Supply | | V/Ph/Hz | 208/230-1-60 | 208/230-1-60 | 208/230-1-60 | 208/230-1-60 | 208/230-1-60 |
| MCA | | A | 1 | 1 | 1 | 2 | 2 |
| Fan Motor | | FLA | 0.51 | 0.51 | 0.51 | 1.00 | 1.00 |
| Fan Motor Output | | W | 50 | 50 | 50 | 120 | 120 |
| Weight Unit (Panel) | | Lbs. | 49 (13) | 51 (13) | 51 (13) | 55 (13) | 55 (13) |
| Sound (Lo-M1-M2-Hi) | | dB(A) | 28-29-31-32 | 28-29-31-32 | 28-30-32-34 | 32-34-37-40 | 34-36-39-41 |
| Moisture Removal | | Pints/Hr | 3.0 | 5.1 | 7.2 | 8.1 | 10.9 |
| Dimensions | W | In. | 33-1/16 (37-3/8) | 33-1/16 (37-3/8) | 33-1/16 (37-3/8) | 33-1/16 (37-3/8) | 33-1/16 (37-3/8) |
| Unit (Grille) | D | In. | 33-1/16 (37-3/8) | 33-1/16 (37-3/8) | 33-1/16 (37-3/8) | 33-1/16 (37-3/8) | 33-1/16 (37-3/8) |
| | H | In. | 10-3/16 (1-3/8) | 10-3/16 (1-3/8) | 10-3/16 (1-3/8) | 11-3/4 (1-3/8) | 11-3/4 (1-3/8) |

### Outdoor Units

| STD PKG | U/M | BERCOR NUMBER | DESCRIPTION | PC-1 1-2 | PC-2 3 |
|---|---|---|---|---|---|
| 1 | EA | 88912 | PUZ-A18NHA6 18,000 P-SERIES HEAT PUMP OUTDOOR | | |
| 1 | EA | 88913 | PUZ-A24NHA4 24,000 HEAT PUMP P-SERIES OUTDOOR | | |
| 1 | EA | 88914 | PUZ-A30NHA4 30,000 HEAT PUMP P-SERIES OUTDOOR | | |
| 1 | EA | 88915 | PUZ-A36NHA4 36,000 HEAT PUMP P-SERIES OUTDOOR | | |
| 1 | EA | 88916 | PUZ-A42NHA6 42,000 P-SERIES HEAT PUMP OUTDOOR | | |

### Indoor Units

| | | | | | |
|---|---|---|---|---|---|
| 1 | EA | 88893 | PLA-A18BA6 18,000 P-SERIES CEILING RECESSED | | |
| 1 | EA | 88897 | PLA-A24BA6 24,000 P-SERIES CEILING RECESSED | | |
| 1 | EA | 88902 | PLA-A30BA6 30,000 P-SERIES CEILING RECESSED | | |
| 1 | EA | 88907 | PLA-A36BA6 36,000 P-SERIES CEILING RECESSED | | |
| 1 | EA | 88910 | PLA-A42BA6 42,000 P-SERIES CEILING RECESSED | | |

### Grille

| STD PKG | U/M | BERCOR NUMBER | DESCRIPTION | PC-1 EACH |
|---|---|---|---|---|
| 1 | EA | 89285 | PLP-40BAU GRILLE PLA INDOOR UNITS | |

# PUY/PEAD Ducted Split System Air Conditioners

## Inverter Driven, Ceiling Concealed, Cooling Only



**Outdoor Unit**



**Indoor Unit**

- The PEA indoor unit utilizes short duct runs allowing for the air-conditioning of adjacent spaces or extending the range of distributed capacities within a single zone with very little visual impact to the conditioned area.
- Ducted units allow for the use of conventional registers and grills connected to ductwork. This keeps the actual equipment out of sight and further reduces sound due to the barrier effect of ceiling and insulation materials.
- The new compact outdoor unit design requires less space and reduces outdoor unit sound level by 4 to 8 dB(A).
- The P-series can be used with the wireless MHK1 controller as well as the advanced wire controller (PAR31-MAA) and the simple wired controller (PAC-YT53CRAU)
- The multi-node comfort control (wired or wireless) allows easy selection of On, Cool, Dry Mode, Fan, Heat or Off
- The low ambient operation performs well in cooling mode even when the outside temperature is 0°F.

| **Outdoor Unit** | | | **PUY-A12NHA6** | **PUY-A18NHA6** | **PUY-A24NHA6** | **PUY-A30NHA6** | **PUY-A36NHA6** | **PUY-A42NHA6** |
|---|---|---|---|---|---|---|---|---|
| Power Supply | | V/Ph/Hz | 208-230/1/60 | | | | | |
| MCA | | A | 13 | 13 | 18 | 25 | 25 | 26 |
| Rated Capacity | Cooling | Btu/h | 12,000 | 18,000 | 24,000 | 30,000 | 35,000 | 42,000 |
| Energy Efficiency | | SEER | 13.8 | 14.3 | 16.0 | 15.5 | 15.0 | 13.8 |
| Pipe Dimensions | Liquid | In. | 1/4 | 1/4 | 3/8 | 3/8 | 3/8 | 3/8 |
| | Gas | In. | 1/2 | 1/2 | 5/8 | 5/8 | 5/8 | 5/8 |
| | Max. Ht. Diff. | Ft. | 100 | 100 | 100 | 100 | 100 | 100 |
| | Max. Length | Ft. | 100 | 100 | 165 | 165 | 165 | 165 |
| Compressor | Model (Type) | | DC Inverter-driven Twin Rotary | | | | | Inverter-driven Scroll |
| Dimensions | W | In. | 31-1/2 | 31-1/2 | 37-3/8 | 37-3/8 | 37-3/8 | 37-3/8 |
| | D | In. | 11-13/16 + 7/8 | 11-13/16 + 7/8 | 13+1-3/16 | 13+1-3/16 | 13+1-3/16 | 13+1-3/16 |
| | H | In. | 23-5/8 | 23-5/8 | 37-1/8 | 37-1/8 | 37-1/8 | 53-1/8 |
| Weight | | Lbs. | 82 | 89 | 163 | 163 | 163 | 258 |

| **Indoor Unit** | | | **PEA-A12AA4R1.TH** | **PEA-A18AAR1.TH** | **PEAD-A24AA5** | **PEAD-A30AA5** | **PEAD-A36AA5** | **PEAD-A42AA6** |
|---|---|---|---|---|---|---|---|---|
| Power Supply | | V/Ph/Hz | 208-230/1/60 | | | | | |
| MCA | | A | 1 | 2 | 2.63 | 2.73 | 3.30 | 3.50 |
| Sound (Lo-Mid-Hi) | | dB(A) | 23-28-33 | 30-34-38 | 30-33-37 | 30-34-39 | 33-38-42 | 36-40-44 |
| Airflow (Lo-Mid-Hi) | Dry | Dry CFM | 247-317-388 | 423-529-635 | 512-636-742 | 618-742-883 | 847-1,024-1,201 | 1,042-1,254-1,483 |
| | Wet | Wet CFM | 222-285-349 | 381-476-572 | 494-600-671 | 565-671-812 | 777-953-1,130 | 953-1,165-1,412 |
| Moisture Removal | | Pints/H | 2.47 | 3.3 | 6.9 | 8.6 | 7.9 | 9.0 |
| Dimensions | W | In. | 39 | 46-7/8 | 43-5/16 | 43-5/16 | 55-1/8 | 55-1/8 |
| | D | In. | 27-9/16 | 27-9/16 | 28-7/8 | 28-7/8 | 28-7/8 | 28-7/8 |
| | H | In. | 7-7/8 | 7-7/8 | 9-7/8 | 9-7/8 | 9-7/8 | 9-7/8 |
| Weight | | Lbs. | 48 | 62 | 73 | 73 | 91 | 95 |

### Outdoor Units

| **STD PKG** | **U/M** | **BERCOR NUMBER** | **DESCRIPTION** | **PC-1 1-2** | **PC-2 3** |
|---|---|---|---|---|---|
| 1 | EA | 88891 | PUY-A12NHA6 12,000 P-SERIES COOLING ONLY OUTDOOR | | |
| 1 | EA | 88894 | PUY-A18NHA6 18,000 P-SERIES COOLING ONLY OUTDOOR | | |
| 1 | EA | 88899 | PUY-A24NHA6 24,000 P-SERIES COOLING ONLY OUTDOOR | | |
| 1 | EA | 88901 | PUY-A30NHA6 30,000 P-SERIES COOLING ONLY OUTDOOR | | |
| 1 | EA | 88905 | PUY-A36NHA6 36,000 P-SERIES COOLING ONLY OUTDOOR | | |
| 1 | EA | 88909 | PUY-A42NHA6 42,000 P-SERIES COOLING ONLY OUTDOOR | | |

### Indoor Units

| | | | | | |
|---|---|---|---|---|---|
| 1 | EA | 89098 | PEA-A12AA4R1.TH 12,000 P-SERIES DUCTED | | |
| 1 | EA | 89102 | PEA-A18AA4R1.TH 18,000 P-SERIES DUCTED | | |
| 1 | EA | 88898 | PEAD-A24AA5 24,000 P-SERIES DUCTED | | |
| 1 | EA | 88903 | PEAD-A30AA5 30,000 P-SERIES DUCTED | | |
| 1 | EA | 89133 | PEAD-A36AA5 36,000 P-SERIES DUCTED | | |
| 1 | EA | 88911 | PEAD-A42AA5 42,000 P-SERIES DUCTED | | |

# PUZ/PEAD Series Ducted Split System Heat Pumps

## Inverter Driven, Ceiling Concealed, Heating & Cooling



**Outdoor Unit**



**Indoor Unit**

- The PEA indoor unit utilizes short duct runs allowing for the air-conditioning of adjacent spaces or extending the range of distributed capacities within a single zone with very little visual impact to the conditioned area.
- Ducted units allow for the use of conventional registers and grills connected to ductwork. This keeps the actual equipment out of sight and further reduces sound due to the barrier effect of ceiling and insulation materials.
- The new compact outdoor unit design requires less space and reduces outdoor unit sound level by 4 to 8 dB(A).
- The P-series can be used with the wireless MHK1 controller as well as the advanced wire controller (PAR31-MAA) and the simple wired controller (PAC-YT53CRAU)
- The multi-node comfort control (wired or wireless) allows easy selection of On, Cool, Dry Mode, Fan, Heat or Off.

| **Outdoor Unit** | | | **PUZ-A18NHA6** | **PUZ-A24NHA6** | **PUZ-A30NHA6** | **PUZ-A36NHA6** | **PUZ-A42NHA6** |
|---|---|---|---|---|---|---|---|
| Power Supply | | V/Ph/Hz | 208-230/1/60 | | | | |
| MCA | | A | 13 | 18 | | 25 | 26 |
| Rated Capacity | Cooling | Btu/h | 18,000 | 24,000 | 30,000 | 35,000 | 42,000 |
| | Heating at 47° F | Btu/h | 19,000 | 26,000 | 32,000 | 37,000 | 45,000 |
| | Heating at 17° F | Btu/h | 13,000 | 18,000 | 23,000 | 25,000 | 30,000 |
| Energy Efficiency | | SEER | 14.3 | 16.0 | 15.5 | 15.0 | 13.8 |
| Pipe Dimensions | Liquid | In. | 1/4 | 3/8 | 3/8 | 3/8 | 3/8 |
| | Gas | In. | 1/2 | 5/8 | 5/8 | 5/8 | 5/8 |
| | Max. Ht. Differential | Ft. | 100 | 100 | 100 | 100 | 100 |
| | Max. Length | Ft. | 100 | 165 | 165 | 165 | 165 |
| Compressor | | Model (Type) | DC Inverter-driven Twin Rotary | | | | Inverter-driven Scroll |
| Dimensions | | W (In.) | 31-1/2 | 37-3/8 | 37-3/8 | 37-3/8 | 37-3/8 |
| | | D (In.) | 11-13/16 + 7/8 | 13+1-3/16 | 13+1-3/16 | 13+1-3/16 | 13+1-3/16 |
| | | H (In.) | 23-5/8 | 37-1/8 | 37-1/8 | 37-1/8 | 53-1/8 |
| Weight | | Lbs. | 91 | 165 | 165 | 165 | 260 |

| **Indoor Unit** | | | **PEA-A18AA4R1.TH** | **PEAD-A24AA5** | **PEAD-A30AA5** | **PEAD-A36AA5** | **PEAD-A42AA6** |
|---|---|---|---|---|---|---|---|
| Power Supply | | V/Ph/Hz | 208-230/1/60 | | | | |
| MCA | | A | 2 | 2.63 | 2.73 | 3.30 | 3.50 |
| Sound (Lo-Mid-Hi) | | dB(A) | 30-34-38 | 30-33-37 | 30-34-39 | 33-38-42 | 36-40-44 |
| Airflow (Lo-Mid-Hi) | Dry | CFM | 423-529-635 | 512-636-742 | 618-742-883 | 847-1,024-1,201 | 1,042-1,254-1,483 |
| | Wet | CFM | 381-476-572 | 494-600-671 | 565-671-812 | 777-953-1,130 | 953-1,165-1,412 |
| Moisture Removal | | Pints/H | 3.26 | 6.9 | 8.6 | 7.9 | 9.0 |
| Dimensions | W | In. | 46-7/8 | 43-5/16 | 43-5/16 | 55-1/8 | 55-1/8 |
| | D | In. | 27-9/16 | 28-7/8 | 28-7/8 | 28-7/8 | 28-7/8 |
| | H | In. | 7-7/8 | 9-7/8 | 9-7/8 | 9-7/8 | 9-7/8 |
| Weight | | Lbs. | 60 | 73 | 73 | 91 | 95 |

### Outdoor Units

| STD PKG | U/M | BERCOR NUMBER | DESCRIPTION | PC-1 1-2 | PC-2 3 |
|---|---|---|---|---|---|
| 1 | EA | 88912 | PUZ-A18NHA6 18,000 P-SERIES HEAT PUMP OUTDOOR | | |
| 1 | EA | 88913 | PUZ-A24NHA6 24,000 P-SERIES HEAT PUMP OUTDOOR | | |
| 1 | EA | 88914 | PUZ-A30NHA6 30,000 P-SERIES HEAT PUMP OUTDOOR | | |
| 1 | EA | 88915 | PUZ-A36NHA6 36,000 P-SERIES HEAT PUMP OUTDOOR | | |
| 1 | EA | 88916 | PUZ-A42NHA6 42,000 P-SERIES HEAT PUMP OUTDOOR | | |

### Indoor Units

| | | | | | |
|---|---|---|---|---|---|
| 1 | EA | 89102 | PEA-A18AA4R1.TH 18,000 P-SERIES DUCTED | | |
| 1 | EA | 88898 | PEAD-A24AA5 24,000 P-SERIES DUCTED | | |
| 1 | EA | 88903 | PEAD-A30AA5 30,000 P-SERIES DUCTED | | |
| 1 | EA | 89133 | PEAD-A36AA5 36,000 P-SERIES DUCTED | | |
| 1 | EA | 88911 | PEAD-A42AA5 42,000 P-SERIES DUCTED | | |

# PUZ H2i Ducted Split SystemHeat Pumps (Outdoor Unit)

## Inverter Driven, Heating & Cooling



H2i P-series outdoor units connect to 2.5- and 3-ton wall-mounted, ceiling-suspended, ceiling-recessed and ducted indoor units. This gives customized performance flexible enough to excel in any light commercial application, institutional renovation, or new construction project. Rugged construction ensures cold-weather reliability.

| **Outdoor Unit** | | | **PUZHA30NHA30NHA4** | **PUZHA36NHA4** | **PUZHA42NKA** |
|---|---|---|---|---|---|
| Power Supply | | V/Ph./Hz | 208-230/1/60 | 208-230/1/60 | 208-230/1/60 |
| MCA | | A | 28 | 28 | 28 |
| Recommended Fuse/Breaker | | A | 30 | 30 | 30 |
| MOCP | | A | 40 | 40 | 40 |
| Fan Motor | | F.L.A. | 0.4 + 0.4 | 0.4 + 0.4 | 0.4 + 0.4 |
| Fan Motor Output | | W | 60 + 60 | 60 + 60 | 60 + 60 |
| Compressor | Model (Type) | | Inverter | Inverter | Inverter |
| | R.L.A. | A | 18 | 18 | 18 |
| | L.R.A. | A | 27.5 | 27.5 | 27.5 |
| Airflow | | CFM | 3,530 | 3,530 | 3,530 |
| Refrigerant Control | | | Electronic Expansion Valve | | |
| Defrost Method | | | Reverse Cycle | Reverse Cycle | Reverse Cycle |
| Dimensions | W | In. | 37-3/8 | 37-3/8 | 37-3/8 |
| | D | In. | 13 + 1-3/16 | 13 + 1-3/16 | 13 + 1-3/16 |
| | H | In. | 53-1/8 | 53-1/8 | 53-1/8 |
| Refrigerant | Charge | Lbs. | 12 | 12 | 12 |
| | Oil Type | | FV50S (45) | FV50S (45) | FV50S (45) |
| | Type | | R-410A | R-410A | R-410A |
| | Gas Side O.D. | In. | 5/8 | 5/8 | 5/8 |
| | Liquid Side O.D. | In. | 3/8 | 3/8 | 3/8 |
| Refrigerant Pipe Length | Height Diff. Max. | Ft. | 100 | 100 | 100 |
| | Length Max. | Ft. | 245 | 245 | 245 |
| Connection Method | Indoor/Outdoor | | Flared/Flared | Flared/Flared | Flared/Flared |
| Operating Temp. | Cooling | | 0° F D.B. to 115° F D.B. with Wind Baffle Accessory Installed | | |
| Range | Heating | | -13° F W.B. to +59° F W.B. | | |
| Weight | | Lbs. | 265 | 265 | 265 |

| **STD PKG** | **U/M** | **BERCOR NUMBER** | **DESCRIPTION** | **PC-1 1-2** | **PC-2 3** |
|---|---|---|---|---|---|
| 1 | EA | 89186 | PUZ-HA30NHA4 HYPER HEAT 30,000 HEAT PUMP P-SERIES OUTDOOR | | |
| 1 | EA | 89187 | PUZ-HA36NHA4 HYPER HEAT 36,000 HEAT PUMP P-SERIES OUTDOOR | | |
| 1 | EA | 88992 | PUZ-HA42NKA HYPER HEAT 42,000 HEAT PUMP P-SERIES OUTDOOR | | |

# P-Series Wind Baffles

## Low Ambient Cooling Components for P-Series Cooling-Only Outdoor Units

Standard P-Series cooling only units provide full capacity down to 23° F as delivered.

- Add front wind baffles to provide full capacity cooling down to 0° F.
- Add side and rear wind baffles to provide full capacity cooling down to -20° F.

Installation location will affect wind baffle requirements

### Front Wind Baffles

| Model | Used on | Notes |
|---|---|---|
| WB-PA1 | PUZ/PUY-A12/18 | — |
| WB-PA2 | PUZ/PUY-A24/30/36/42, PUZ-HA30/36 | PUY/PUZ-A42 and PUZ-HA30/36 require Two Wind Baffles |
| WB-PA3 | PUZ-HA42 | UZ-HA42 requires Two Wind Baffles |

### Rear and Side Wind Baffles

| Model | Used on | Rear or Side Baffle |
|---|---|---|
| WB-RE1 | PUY-A12/18NHA6 | Rear |
| WB-SD1 | PUY-A12/18NHA6 | Side |
| WB-RE2 | PUY-A24/30/36NHA6 | Rear |
| WB-SD2 | PUY-A24/30/36NHA6 | Side |
| WB-RE3 | PUY-A42NHA6 | Rear |
| WB-SD3 | PUY-A42NHA6 | Side |

### Front Wind Baffles

| STD PKG | U/M | BERCOR NUMBER | DESCRIPTION | PC-1 EACH |
|---|---|---|---|---|
| 1 | EA | 65691 | WB-PA1 LOW AMBIENT WIND BAFFLE | |
| 1 | EA | 65694 | WB-PA2 LOW AMBIENT WIND BAFFLE | |
| 1 | EA | 88917 | WB-PA3 LOW AMBIENT WIND BAFFLE | |

### Rear and Side Baffles

| | | | | |
|---|---|---|---|---|
| 1 | EA | 88918 | WB-RE1 REAR WIND BAFFLE | |
| 1 | EA | 88919 | WB-SD1 SIDE WIND BAFFLE | |
| 1 | EA | 88920 | WB-RE2 REAR WIND BAFFLE | |
| 1 | EA | 88921 | WB-SD2 SIDE WIND BAFFLE | |
| 1 | EA | 88922 | WB-RE3 REAR WIND BAFFLE | |
| 1 | EA | 88923 | WB-SD3 SIDE WIND BAFFLE | |

**NOTE:** ***Mounting brackets and stands can be found in Group 4 Installation and Service Supplies in the Equipment Pads and Stands section.***

# MITSUBISHI ELECTRIC Condensate Pumps


X87-721

### X87-721 Maxi Blue, 230V Condensate Pump

- Deliver up to 3.7g/hour flow and capacity up to 3.5 tons
- 23 ft. head
- 16.5 ft. suction fit
- Self-priming advance rotary diaphragm technology


Si-30

### Si-30 Mini Condensate Removal Pump

- Max. flow rate: 5.0 gph
- Max. suction head: 10 Ft.
- Max. discharge head: 33 Ft.
- Max. pressure: 46 Ft.

| STD PKG | U/M | BERCOR NUMBER | DESCRIPTION | PC-1 EACH |
|---|---|---|---|---|
| 1 | EA | 89304 | SI-30 120V 5GPH MINI CONDENSATE REMOVAL PUMP | |
| 1 | EA | 89353 | X87-721 230V 3.7 GPH MAXI BLUE CONDENSATE PUMP | |

# ASPEN® PUMPS Mini-Split Pumps and Accessories


Mini Aqua


Micro-v


Maxi Orange

| Model No. | ASP-MA-UNI | ASP-MAXO-UNI | ASP-MO-UNI | ASP-MV-UNI | ASP-MW-UNI |
|---|---|---|---|---|---|
| Pump Length (In.) | 6.5 | 4.875 | 4.25 | 1.5 | 7.125 |
| Pump Width (In.) | 1.125 | 1.75 | 1.5 | 1.25 | 2 |
| Pump Height (In.) | 1.125 | 2.625 | 2 | 0.188 | 4.5 |
| Capacity | 3.7 GPH @ 0 Head | 10 GPH @ 0 Head | 3.7 GPH @ 0 Head | 3.8 GPH @ 0 Head | 2.8 GPH @ 0 Head |
| Max. BTUs | 24,000 | 60,000 | 24,000 | 66,000 | 30,000 |
| Max. Head Ft. | 33 | 50 | 33 | 33 | 33 |
| Max. Suction Lift (Ft.) | 3 | 4 | 4 | 6.6 | N/A |
| Sound Level | 25 dB(A) | 35 dB(A) | 25dB(A) | 21 dB(A) | 22 dB(A) |
| Dry Contact Rating | 3A NO/NC | 3A NO/NC | 3A NO/NC | 3A NO/NC | 3A NO/NC |
| Voltage | 100-250 | 100-250 | 100-250 | 100-250 | 100-250 |
| Amps | .15 MAX | .15 MAX | .18 MAX | .45 MAX | .18 MAX |
| Watts | 16 | 21 | 15 | 16 | 15 |
| Remote Resevoir | Y | Y | Y | Y | Y |
| Plenum Rated | N | N | N | N | N |
| Cable Length (Ft.) | 6 | 6 | 6 | 6 | 6 |

### Condensate Pumps

| STD PKG | U/M | BERCOR NUMBER | DESCRIPTION | PC-1 EACH |
|---|---|---|---|---|
| 1 | EA | 65160 | ASP-MA-UNI 100V-250V MINI AQUA CONDENSATE PUMP KIT | |
| 1 | EA | 65161 | ASP-MAXO-UNI 100V-250V MAXI ORANGE CONDENSATE PUMP | |
| 1 | EA | 65163 | ASP-MO-UNI 100V-250V MINI ORANGE CONDENSATE PUMP | |
| 1 | EA | 65165 | ASP-MV-UNI 100V-250V MICRO-V PUMP | |
| 1 | EA | 65159 | ASP-MW-UNI 100V-250V MINI WHITE CONDENSATE PUMP KIT | |

### Accessories

| | | | | |
|---|---|---|---|---|
| 10 | EA | 65158 | EZT-180 5/8" MINI TRAP FOR MINI SPLIT A/C | |
| 1 | EA | 65162 | WBB-300 300LB MINI SPLIT WALL BRACKET KIT | |
| 4 | EA | 65164 | MIGHTY BRACKET MINI SPLIT INSTALLATION SUPPORT TOOL | |

## sauermann Si-30 Mini Condensate Pump

### With Piston Technology



- For use with air conditioners up to 5.6 tons
- Applications: wall split systems, consoles, fan-coil units, ceiling suspended, ducted units
- U.L. listed
- CSA certified

**Specifications**

- Detection Levels: On=5/8", Off=7/16", Alarm=3/4"
- Maximum Suction Head: 10 ft
- Max imum Discharge Head: 33 ft
- Electric Power: 14 W
- Maximum Flow Rate: 5.0 gph
- Dimensions: 2-5/8" L x 1-3/4" W x 2-3/8" H

| STD PKG | U/M | BERCOR NUMBER | DESCRIPTION | PC-1 EACH |
|---|---|---|---|---|
| 1 | EA | 89304 | SI-30 120V 5GPH MINI CONDENSATE REMOVAL PUMP | |

## Streamline Tube • Fittings • Valves CycleMaster Flare Ball Valve

### Insulation Covers Included



| STD PKG | U/M | BERCOR NUMBER | DESCRIPTION | PC-1 EACH |
|---|---|---|---|---|
| 1 | EA | 89584 | A 18567 CYCLEMASTER 1/4" FLARE BALL VALVE W/INSULATION COVERS | |
| 1 | EA | 89184 | A 18568 CYCLEMASTER 3/8" FLARE BALL VALVE W/INSULATION COVERS | |
| 1 | EA | 89585 | A 18569 CYCLEMASTER 1/2" FLARE BALL VALVE W/INSULATION COVERS | |
| 1 | EA | 89185 | A 18570 CYCLEMASTER 5/8" FLARE BALL VALVE W/INSULATION COVERS | |

## JB JUST BETTER Mini-Split Tools



MSKIT1



TRQ-IMP

**MSKIT 1 Includes**

- 20-pocket tool bag (#MSKIT1-BAG)
- 60" Kobra hose set (#CCLS-60)
- Patriot Brass manifold with 2-1/2" gauges (#22500)
- Ratcheting flare tool (#T30600)
- Torque wrench kit (#TRQ-1080)
- Hex Key set (#T30605)
- Valve core remover (#A32525N)
- 1/4" Shield refrigerant locking caps (#SHLD-P4)
- (5) 1/4" brass caps (#NFT5-4)
- (2) Brass adapters (#A31656)

**TRQ-IMP Includes**

4 imperial torque heads for the TRQ-1080 torque wrench kit: 5/8", 13/16", 15/16", 1-1/8"

| STD PKG | U/M | BERCOR NUMBER | DESCRIPTION | PC-1 EACH |
|---|---|---|---|---|
| 1 | EA | 83283 | MSKIT1 MINI SPLIT TOOL KIT | |
| 1 | EA | 83290 | TRQ-IMP 5/8",13/16",15/16",1-1/8 TORQUE IMPERIAL HEAD SET | |

## Vinyl Drain Hose

| STD PKG | U/M | BERCOR NUMBER | DESCRIPTION | PC-1 EACH |
|---|---|---|---|---|
| 1 | PKG | 41624 | 79131 (100FT) 1/4 ID VINYL HOSE | |

## Honeywell Tray Cable

Genesis® Series Cable



This cable consists of four bare copper insulated conductors cabled with a mylar wrap and an oil and sunlight resistant overall jacket.

- 14 and 16 gauge
- UL listed

| STD PKG | U/M | BERCOR NUMBER | DESCRIPTION | PC-1 1-4 | PC-2 5-9 | PC-3 10 |
|---|---|---|---|---|---|---|
| 1 | RLL | 76707 | 10703908 14-4 50' STRANDED THHN 600V TRAY CABLE (58225705) | | | |
| 1 | RLL | 76713 | 10700108 14-4 250' STRANDED THHN 600V TRAY CABLE (58225703) | | | |
| 1 | RLL | 76731 | 10683908 16-4 50' STRANDED THHN 600V TRAY CABLE (58583505) | | | |
| 1 | RLL | 76732 | 10680108 16-4 250' STRANDED THHN 600V TRAY CABLE (58583501) | | | |

## MITSUBISHI ELECTRIC Accessories and Replacement Parts

| STD PKG | U/M | BERCOR NUMBER | DESCRIPTION | PC-1 EACH |
|---|---|---|---|---|
| 1 | EA | 65722 | ICM379M MUM 18 COIL SENSOR | |
| 1 | EA | 65994 | E02480451 M-SERIES CONTROL BOARD | |
| 1 | EA | 66051 | 220111FRP FAN MOTOR | |
| 1 | EA | 66052 | 305023FRP (03101976000) CONTROL BOARD | |
| 1 | EA | 66066 | E12541426 REMOTE CONTROLLER | |
| 1 | EA | 66077 | R01J01202 THERMISTOR (ROOM TEMP) | |
| 1 | EA | 66079 | R01K01310 BOARD CONTROLLER | |
| 1 | EA | 66090 | E12A49452 MS-A09WA CONTROL P.C. CIRCUIT BOARD | |
| 1 | EA | 66094 | T7WA30315 BOARD CONTROLLER | |
| 1 | EA | 66095 | T7WE01713 REMOTE CONTROLLER | |
| 1 | EA | 66099 | T7W851763 FAN MOTOR | |
| 1 | EA | 66110 | T7W850315 CONTROL BOARD | |
| 1 | EA | 89012 | T7WE08315 CONTROLLER BOARD | |
| 1 | EA | 89013 | R01J07202 THERMISTER | |
| 1 | EA | 89153 | T7WE94315 CONTROL BOARD | |
| 1 | EA | 89155 | T2W9T8451 CONTROL BOARD | |
| 1 | EA | 89156 | T2W9T9451 CONTROL BOARD | |
| 1 | EA | 89157 | E12F54450 CONTROL BOARD | |
| 1 | EA | 89158 | E12F15450 CONTROL BOARD | |
| 1 | EA | 89159 | T2WL7V451 CONTROL BOARD | |
| 1 | EA | 89160 | E12C85426 REMOTE CONTROLLER | |
| 1 | EA | 89161 | E12C26426 REMOTE CONTROLLER | |
| 1 | EA | 89162 | E12E79426 REMOTE CONTROLLER | |
| 1 | EA | 89163 | E12E83426 REMOTE CONTROLLER | |
| 1 | EA | 89175 | PAC-SH59KF-E ALL PLA-ABA MODELS HIGH EFFICIENCY MERV 10 FILTER | |
| 1 | EA | 89176 | PAC-SE81KF-E PCA INDOOR UNITS HIGH EFFICIENCY FILTER ELEMENT | |
| 1 | EA | 89198 | E17250382 FUSE 6.3A 250V | |
| 1 | EA | 89199 | E12G74451 INVERTER P.C. BOARD | |
| 1 | EA | 89215 | E12289900 COMPRESSOR RH-140-WGJT | |
| 1 | EA | 89216 | E12784900 COMPRESSOR (E02784900) | |
| 1 | EA | 89217 | E12A56900 COMPRESSOR SNB130FPDH | |
| 1 | EA | 89218 | E02268900 COMPRESSOR KH122WES(T92513200) | |
| 1 | EA | 89219 | E12271900 COMPRESSOR (T92667600) | |
| 1 | EA | 89220 | T97501400 COMPRESSOR (T97517300) | |
| 1 | EA | 89221 | T97503400 COMPRESSOR (T97518300) | |

***Continued on the Following Page***

***Continued from the Previous Page***

| STD PKG | U/M | BERCOR NUMBER | DESCRIPTION | PC-1 EACH |
|---|---|---|---|---|
| 1 | EA | 89222 | T97531452 COMPRESSOR (T97665600) | |
| 1 | EA | 89223 | E12897302 LINE FLOW FAN (E02897302) | |
| 1 | EA | 89224 | E12915100 CATECHIN AIR FILTER LEFT | |
| 1 | EA | 89225 | E12916100 CATECHIN AIR FILTER RIGHT | |
| 1 | EA | 89226 | E12C24300 INDOOR FAN MOTOR | |
| 1 | EA | 89227 | E12A58440 POWER BOARD (E02A58440) | |
| 1 | EA | 89228 | M210A0424 NOISE FILTER BOARD | |
| 1 | EA | 89229 | M219T4440 POWER BOARD (M210A1440) | |
| 1 | EA | 89230 | R01600425 CAPILLARY TUBE | |
| 1 | EA | 89231 | R01E03103 SLEEVE BEARING (R0112G103) | |
| 1 | EA | 89232 | R01E06239 FUSE - 250V 6.3 AMP | |
| 1 | EA | 89233 | R01E59220 FAN MOTOR (R01E43220) | |
| 1 | EA | 89234 | R01KV5102 BEARING MOUNT | |
| 1 | EA | 89235 | T2WL7V451 CO P.B. ASSY (TWJ7E451) | |
| 1 | EA | 89236 | T7WE72313 POWER BOARD (T7WE62313) | |
| 1 | EA | 89237 | T7WB05762 FAN MOTOR (T7WB00762) | |
| 1 | EA | 89238 | T7WE20346 NOISE FILTER BOARD | |
| 1 | EA | 89239 | T7WE34313 POWER BOARD (T7WE19313) | |
| 1 | EA | 89240 | T7WE56310 CONTROLLER BOARD (T7WE46310) | |
| 1 | EA | 89241 | T92506801 (T92501801) COMPRESSOR TNB220FLDM | |
| 1 | EA | 89256 | T2WE88451 CO P.B. ASSY | |
| 1 | EA | 89257 | E12A49426 REMOTE CONTROLLER | |
| 1 | EA | 89258 | E12A58301 OUTDOOR FAN MOTOR | |
| 1 | EA | 89259 | T92505801 COMPRESSOR | |
| 1 | EA | 89260 | E12E34900 COMPRESSOR | |
| 1 | EA | 89261 | T97665600 COMPRESSOR | |
| 1 | EA | 89262 | T7WE35313 POWER BOARD | |
| 1 | EA | 89263 | E12C92100 CATECHIN AIR FILTER | |
| 1 | EA | 89264 | E12F76900 COMPRESSOR | |
| 1 | EA | 89265 | E12A55452 CONTROL P.C. BOARD | |
| 1 | EA | 89266 | R01E04115 RIGHT LINE FLOW FAN | |
| 1 | EA | 89267 | M210A2248 REAR PANEL | |
| 1 | EA | 89268 | T7W969238 PROTECTOR-MOTOR | |
| 1 | EA | 89269 | T2WEL8451 CO P.B. ASSY | |
| 1 | EA | 89270 | E02268300 INDOOR FAN MOTOR | |
| 1 | EA | 89271 | T2WEMW451 ELECTRONIC CONTROL PC BOARD | |
| 1 | EA | 89272 | R01E52221 FAN MOTOR | |
| 1 | EA | 89273 | T7WE47313 POWER CIRCUIT BOARD | |
| 1 | EA | 89274 | E12A56451 INVERTER P.C. BOARD | |
| 1 | EA | 89275 | E12A50900 COMPRESSOR | |
| 1 | EA | 89276 | E12A53450 OUTDOOR CONTROL P.C. BOARD | |
| 1 | EA | 89277 | E12A53444 NOISE FILTER P.C. BOARD | |
| 1 | EA | 89278 | E12527302 LINE FLOW FAN | |
| 1 | EA | 89279 | E12A58444 NOISE FILTER P.C. BOARD | |
| 1 | EA | 89280 | 025-38675-000 PRESSURE SWITCH | |
| 1 | EA | 89281 | E12927232 CABINET | |
| 1 | EA | 89282 | E02784451 DEICER P.C. BOARD | |
| 1 | EA | 89283 | T7WA13708 CONTACTOR | |
| 1 | EA | 89284 | M2190V646 EXPANSION VALVE | |
| 1 | EA | 89416 | R01E04103 BEARING - SLEEVE | |
| 1 | EA | 89417 | R01Z61102 BEARING MOUNT | |
| 1 | EA | 89418 | T2WF2Y451 (T2W4K2451) CO P.B. ASSY | |
| 1 | EA | 89419 | R0116G105 RUBBER MOUNT 1/PK | |
| 1 | EA | 89420 | E12E79440 POWER P.C. BOARD | |
| 1 | EA | 89421 | E12C24300 INDOOR FAN MOTOR | |
| 1 | EA | 89422 | E12001504 SLEEVE BEARING | |
| 1 | EA | 89423 | E12897702 DRAIN HOSE | |
| 1 | EA | 89424 | R63T01206 HIGH PRESURE SENSOR KIT | |
| 1 | EA | 89425 | T2W4K3451 CO P.B. ASSY | |
| 1 | EA | 89426 | E12534100 CATECHIN AIR FILTER | |
| 1 | EA | 89427 | E12751509 BEARING MOUNT | |
| 1 | EA | 89428 | E12853900 COMPRESSOR | |
| 1 | EA | 89429 | T7WE38313 POWER CIRCUIT BOARD | |

***Continued on the Following Page***

***Continued from the Previous Page***

| STD PKG | U/M | BERCOR NUMBER | DESCRIPTION | PC-1 EACH |
|---|---|---|---|---|
| 1 | EA | 89430 | E12C15440 POWER BOARD | |
| 1 | EA | 89431 | E12F26300 INDOOR FAN MOTOR | |
| 1 | EA | 89432 | E12G77451 INVERTER P.C. BOARD | |
| 1 | EA | 89433 | R01E02103 BEARING - SLEEVE | |
| 1 | EA | 89434 | R01E14500 FILTER | |
| 1 | EA | 89435 | R01E15500 FILTER | |
| 1 | EA | 89436 | R01E65313 POWER BOARD | |
| 1 | EA | 89437 | R0112G105 RUBBER MOUNT | |
| 1 | EA | 89438 | T7WE31763 FAN MOTOR (T7WE27763) | |
| 1 | EA | 89439 | E12C92300 INDOOR FAN MOTOR | |
| 1 | EA | 89440 | E12D20440 POWER BOARD | |
| 1 | EA | 89441 | R01E13500 L.L. FILTER | |
| 1 | EA | 89442 | R61S84280 INV BOARD | |
| 1 | EA | 89443 | R61051280 M-NET BOARD | |
| 1 | EA | 89444 | R63670202 THERMISTOR | |
| 1 | EA | 89445 | E12D21444 NOISE FILTER P.C. BOARD | |
| 1 | EA | 89446 | E12F28100 NANO PLATINUM FILTER | |
| 1 | EA | 89447 | E12G78451 INVERTER P.C. BOARD | |
| 1 | EA | 89448 | E12J68451 INVERTER PC BOARD | |
| 1 | EA | 89449 | E12927662 STOP VALVE (LIQ) | |
| 1 | EA | 89450 | R01A17500 AIR FILTER | |
| 1 | EA | 89452 | R01E14239 FUSE 6.3A 250V | |
| 1 | EA | 89453 | R01E23114 LEFT LINEFLOW FAN | |
| 1 | EA | 89454 | R616A7280 MAIN BOARD | |
| 1 | EA | 89455 | T2WL7V440 POWER BOARD | |
| 1 | EA | 89456 | T7WA30708 CONTACTOR | |
| 1 | EA | 89457 | T7WE47315 CONTROLLER BOARD | |
| 1 | EA | 89458 | T7WE84315 CONTROLLER CIRCUIT BD | |
| 1 | EA | 89459 | E12A54444 POWER P.C. BOARD | |
| 1 | EA | 89460 | E12A56961 4-WAY VALVE | |
| 1 | EA | 89461 | E12F63100 NANO PLATINUM FILTER | |
| 1 | EA | 89462 | E12G40452 CONTROL P.C. BOARD | |
| 1 | EA | 89463 | E12J43451 INVERTER P.C. BOARD | |
| 1 | EA | 89464 | E17676447 INDOOR CONTROL BOARD | |
| 1 | EA | 89465 | R01E05115 LINE FLOW FAN (RIGHT) | |
| 1 | EA | 89466 | R01E22346 NOISE FILTER | |
| 1 | EA | 89467 | R01E24114 LINE FLOW FAN (LEFT) | |
| 30 | EA | 89468 | R01E94202 THERMISTOR | |
| 1 | EA | 89469 | R01N01202 THERMISTOR OUTDOOR PIPE | |
| 1 | EA | 89470 | E12A50452 CONTROL P.C. BOARD | |
| 1 | EA | 89471 | E12A58300 FAN MOTOR | |
| 1 | EA | 89472 | E12D38444 NOISE FILTER P.C. BOARD | |
| 1 | EA | 89473 | E12G41300 FAN MOTOR | |
| 1 | EA | 89474 | E12270300 INDOOR FAN MOTOR | |
| 1 | EA | 89475 | E12272900 COMPRESSOR | |
| 1 | EA | 89476 | E12527083 REMOTE HOLDER | |
| 1 | EA | 89477 | E12851501 PROPELLER | |
| 1 | EA | 89478 | E12897308 ROOM TEMP THERMISTOR | |
| 1 | EA | 89479 | R01E07233 ACT MODULE | |
| 1 | EA | 89480 | R01E24500 AIR FILTER | |
| 1 | EA | 89481 | R01E25500 AIR FILTER | |
| 1 | EA | 89482 | R61N96282 G/A BOARD | |
| 1 | EA | 89483 | T2WEA0988 INVERTER CHECKER | |
| 1 | EA | 89484 | T7W850763 MOTOR - FAN | |
| 1 | EA | 89485 | T7WB06762 FAN MOTOR | |
| 1 | EA | 89486 | T7WE10201 THERMISTOR SHELL | |
| 1 | EA | 89487 | T7WE14355 DRAIN PUMP | |
| 1 | EA | 89488 | T7WE28763 FAN MOTOR | |
| 1 | EA | 89489 | T7WE30762 FAN MOTOR | |

# The CITY MULTI Advantage

CITY MULTI is the first two-pipe simultaneous cooling and heating system available in the United States and around the world. This technology has a long and proven track record of quality and reliability. The CITY MULTI VRF (Variable Refrigerant Flow) system takes advantage of Inverter technology by varying the speed of the compressor in the outdoor unit to meet the changing load requirements in each of the indoor zones.

CITY MULTI VRF systems provide the flexibility to meet any application, ranging from the simple to the complex. The best way to ensure total comfort for the occupants of offices, schools, hospitals, assisted-living facilities, hotels and others is to provide each individual zone with a personalized comfort system. Zoning offers maximum individual comfort and energy savings because each zone receives conditioning only when it needs it. Each zone of the CITY MULTI system has its own indoor unit or group of indoor units that precisely control the indoor temperature, while operating with minimal energy usage. You set the comfort level, then relax.

The CITY MULTI technology is designed to allow building owners and designers as many opportunities as possible to attain Leadership in Energy and Environmental Design (LEED) points when designing and applying CITY MULTI. Mitsubishi Electric is a corporate member of U.S. Green Building Council (USGBC) and is committed to sustainable products and design. CITY MULTI VRF technology may contribute to a building receiving LEED points in areas of Energy and Atmosphere and Indoor Air Quality.

**NOTE:** When quoting CITY MULTI Equipment, please contact the commercial sales team at 630-932-8777.

# R2 Series Heat Pumps



The R-2 Series simultaneously cools and heats different zones within a building to provide energy-saving, heat-recovery operation through the use of the BC controller. This means less work is required of the outdoor unit, which translates into energy savings and increased overall capacity. The R-2 Series can support up to 50 indoor units. The modular unit design features low operating sound, easy piping and maintenance design. Lightweight materials and R-2 Series units are available in both 208/230V and 460V for various applications.

**NOTE:** When quoting City Multi Equipment, please contact the commercial sales team at 630-932-8777.

**Prices Available on Request**

| STD PKG | U/M | BERCOR NUMBER | DESCRIPTION |
|---|---|---|---|
| 1 | EA | 69600 | PURY-P72TJMU-A 72,000 BTUH CITY MULTI R-2 SERIES OUTDOOR UNIT |
| 1 | EA | 69601 | PURY-P96TJMU-A 96,000 BTUH CITY-MULTI R-2 SERIES OUTDOOR UNIT |
| 1 | EA | 69611 | PURY-P144TGMU-A 144,000 BTUH CITY-MULTI R-2 SERIES OUTDOOR UNIT |
| 1 | EA | 88100 | PURY-P72THMU-A 72,000 BTUH CITY-MULTI R-SERIES MODULAR CONDENSING |

# Y-Series Heat Pumps



Y-Series outdoor units are flexible enough to cool or heat up to 50 individual zones, maximizing building design options. The modular unit design features a small footprint, low operating sound, lightweight materials, and easy piping and maintenance design. Y-Series units are available in both 208/230V and 460V for various applications.

**NOTE:** When quoting City Multi Equipment, please contact the commercial sales team at 630-932-8777.

**Prices Available on Request**

| STD PKG | U/M | BERCRO NUMBER | DESCRIPTION |
|---|---|---|---|
| 1 | EA | 69634 | PUHY-P72TJMU-A 72,000 BTUH CITY-MULTI Y SERIES OUTDOOR UNIT |
| 1 | EA | 69637 | PUHY-P144TJMU-A 144,000 BTUH CITY MULTI Y SERIES OUTDOOR UNIT |
| 1 | EA | 88103 | PUHY-P72THMU-A 72,000 BTUH CITY-MULTI Y-SERIES MODULAR CONDENSING |
| 1 | EA | 88104 | PUHY-P96TJMU-A 96,000 BTUH CITY-MULTI Y-SERIES MODULAR CONDENSING |
| 1 | EA | 88105 | PUHY-P120TJMU-A 120,000 BTUH CITY-MULTI Y-SERIES OUTDOOR UNIT |

# Hyper-Heating (H2i) Heat Pumps

## Inverter Driven



Hyper-Heating Inverter Y-Series units combine the ultimate in application flexibility with powerful cooling and heating capabilities to deliver precise comfort control to multiple zones in a building. Providing up to 100% heating capacity at -4° F outdoor temperature and 84% capacity at -13° outdoor temperature, the H2i unit is the perfect choice for year round comfort even in the coldest of climates.

**NOTE:** When quoting City Multi Equipment, please contact the commercial sales team at 630-932-8777.

**Prices Available on Request**

| STD PKG | U/M | BERCOR NUMBER | DESCRIPTION |
|---|---|---|---|
| 1 | EA | 69639 | PUHY-HP72TJMU-A 72,000 BTUH CITY-MULTI HYPER HEAT OUTDOOR UNIT |
| 1 | EA | 69643 | PUHY-HP96TJMU-A 96,000 BTUH CITY-MULTI HYPER HEAT OUTDOOR UNIT |

# S-Series Heat Pumps



The S-Series is a single-phase system perfect for light commercial or large residential applications. Available in 36,000 or 48,000 BTU/h, the S-Series can provide cooling or heating for up to eight individual zones.

**NOTE:** When quoting City Multi Equipment, please contact the commercial sales team at 630-932-8777.

**Prices Available on Request**

| STD PKG | U/M | BERCOR NUMBER | DESCRIPTION |
|---|---|---|---|
| 1 | EA | 88106 | PUMY-P36NHMU 36,000 BTUH CITY-MULTI S-SERIES OUTDOOR UNIT |

# Indoor Units

Mitsubishi Electric's wide selection of indoor unit styles allows you to choose the appropriate style and size that meets your requirements for layout and design.

**NOTE**: When quoting CITY MULTI Equipment, please contact the commercial sales team at 630-932-8777.



**PCFY**



**PDFY**



**PEFY**
**Ceiling-Concealed**



**PFFY**
**Floor-Standing Exposed**



**PFFY**
**Floor-Standing Concealed**



**PKFY**
**Wall Mounted**



**PLFY**
**Ceiling-Recessed Cassette**



**PMFY (1-Way)**
**Ceiling-Recessed Cassette**

# Water-Source Units

## W-Series WR2, WY Heat Recovery and Heat Pump Systems



W-Series units combine the convenience of water-source systems with VRF technology. These units are easily installed indoors, and can be used on a range of closed water loop applications, including geothermal. The W-series includes WR2 heat recovery units for simultaneous cooling and heating, and powerful heat pump WY models. New modular design up to 30 tons of maximum capacity. Available in 208/230 460V capacity.

**NOTE**: When quoting CITY MULTI Equipment, please contact the commercial sales team at 630-932-8777.

# Controls Network



BC Controller



AG-150 Touch



GB24 Controller for PC



GB50ADA



DIDO/AI Control



PAC-YT51CRB



PAR-21MAA, PAR-F27MEA Remote Controllers




PAR-30MAA



TC-27 Touch Screen



Wireless Remote

## Branch Circuit (BC) Controllers

The BC Controller is the technological heart of CITY MULTI R2-Series Systems. It works in unison with the outdoor unit to provide simultaneous cooling and heating. The BC Controller is connected to the outdoor unit by two pipes and to each indoor unit by a series of two refrigerant pipes, depending on the number of indoor units. The BC Controller is required for all CITY MULTI R2-Series installations and comes in 5-, 6-, 8-, 10-, 13-, and 16-branch options. The BC Controller selected depends on how many indoor units will be operated from each outdoor unit and your total capacity. Up to three BC Controllers may be connected to a R-410A R2-Series system. There are three types of BC Controllers: Single (-G), Main (-GA), and Sub (-GB/HB).

## CITY MULTI Controls Network (CMCN)

Mitsubishi Electric's M-NET communication bus allows CMCN to deliver precise temperature control to each individual zone. The M-NET allows for a simple installation and configuration of CMCN components. The flexibility of CMCN allows building owners to customize the levels of control from remote controllers for the occupant in the space, from PC browsers for building engineers, and via BACnet® and LonWorks® interfaces for the BMS.

**NOTE**: When quoting CITY MULTI Equipment, please contact the commercial sales team at 630-932-8777.

# Comfort-Aire® HBH Series Commercial Geothermal Heat Pumps



The HB Series commercial water source heat pumps are ideal replacements for olde rwater source heat pump installations. With an innovative cabinet design, there are models to fit just about any existing location. Multiple access panels make installation easy, especially in tight spots.

- Cabinet features galvanized steel construction.
- Water source heat pump systems transfer energy within the building envelope to ensure none is lost and to provide a highly efficient heat/cool system.
- Performance Sentinel: Monitors performance and signals potential unit problems before a lockout occurs.
- Copeland scroll compressors featured on 024 and larger models.
- PSC 3-Speed Fan Motor for efficiency
- Quiet operation is achieved via the double isolation compressor mounting that reduces vibration, the blower housing that is covered in noise suppression material, and the insulated divider that separates the compressor and air handler compartments.
- State-of-the-art electronic controls prevent damage from short cycling by monitoring key system points including low or high voltage, high or low refrigerant temperature/pressure, air coil or water coil freeze, and condensate overflow.
- Compressor discharge muffler included on 015 to 060 models.

| Model No. | PSC Motor Speeds | Blower Wheel Size | Water Connection FPT (In) | Coax Vol. (Gal) | Air Coil H x W (In) | Cooling @ 86° F EWT | EER | Heating @ 68° F EWT | COP | Ship Wt. (Lbs) |
|---|---|---|---|---|---|---|---|---|---|---|
| HBH024 | 3 | 9x7 | 3/4 | 0.286 | 16 x 22 | 23,700 | 13.4 | 28,500 | 4.7 | 194 |
| HBH030 | 3 | 9x7 | 3/4 | 0.323 | 16 x 22 | 28,100 | 13.4 | 35,100 | 4.6 | 202 |
| HBH036 | 3 | 9x8 | 3/4 | 0.323 | 20 x 25 | 34,500 | 13.5 | 45,200 | 4.4 | 209 |

| Filter (In) | STD PKG | U/M | BERCOR NUMBER | DESCRIPTION | PC-1 EACH |
|---|---|---|---|---|---|
| 1 x 18 x 25 | 1 | EA | 88143 | HBH024A8C30CRS 24K BTU 265-1-60 RH COMMERCIAL HORIZONTAL HP | |
| 1 x 18 x 25 | 1 | EA | 88144 | HBH030A3C30CRS 30K BTU 208/230-3-60 RH COMMERCIAL HORIZONTAL HP | |
| 1 x 18 x 25 | 1 | EA | 88145 | HBH030A4C30CRS 30K BTU 460-3-60 RH COMMERCIAL HORIZONTAL HP | |
| 1 x 20 x 28 or (2) 1 x 20 x 14 | 1 | EA | 88146 | HBH036A3C30CRS 36K BTU 208/230-3-60 RH COMMERCIAL HORIZONTAL HP | |

# Comfort-Aire® GeoMax 2 Geothermal Heat Pump

## R-410A, High Efficiency, Two-Stage



The 2-stage design of this unit allows it to run at 67% capacity the majority of the time while being able to swith to 100% capacity when there is a demand for greater heating or cooling. This capability lowers annual operating costs while maintaining a consistent temperature and a healthy humidity level.

- 12-year compressor warranty
- 6-year parts warranty

### Features

- Quiet operation
- ECM motor
- Two stage compressor
- Microprocessor controls
- CuNI coil
- Extended operating range: 20° to 120° F
- Hot water generator (desuper heater)
- Stainless steel drain pan

| Model Number | Capacity Modulation | Water Loop Heat Pump | | | | Ground Water Heat Pump | | | | Ground Loop Heat Pump | | | |
|---|---|---|---|---|---|---|---|---|---|---|---|---|---|
| | | Cooling 86° F | | Heating 68° F | | Cooling 59° F | | Heating 50° F | | Cooling 77°F | | Heating 32° F | |
| | | Capacity BTUH | EER BTUH/W | Capacity BTUH | COP | Capacity BTUH | EER BTUH/W | Capacity BTUH | COP | Capacity BTUH | EER BTUH/W | Capacity BTUH | COP |
| HTV060 | Full | 61,450 | 13.9 | 72,200 | 4.6 | 68,500 | 20.3 | 59,450 | 4.1 | 64,750 | 16.2 | 47,950 | 3.6 |
| | Part | 44,850 | 16.3 | 51,000 | 5.2 | 51,800 | 27.5 | 41,650 | 4.4 | 49,750 | 23.4 | 37,450 | 4.0 |

### Electrical Data

| Model | Rated Voltage 60 Hz/1 Ph | Voltage Min/Max | Compressor | | | HWG Pump FLA | Ext Loop FLA | Fan Motor FLA | Total Unit FLA | Min. Circ Amp | Max. Fuse Size | Ship Weight (Lbs.) |
|---|---|---|---|---|---|---|---|---|---|---|---|---|
| | | | RLA | LRA | Qty | | | | | | | |
| HTV060 | 208-230 | 197/254 | 25.6 | 121.5 | 1 | 0.4 | 4.0 | 7.0 | 37.0 | 43.4 | 60 | 453 |

### Heat Pump & Accessories

| STD PKG | U/M | BERCOR NUMBER | DESCRIPTION | PC-1 EACH |
|---|---|---|---|---|
| 1 | EA | 88004 | HTV060A1C01JRK 5 TON 2 STAGE 410A RIGHT RETURN GEOTHERMAL | |
| 1 | EA | 88014 | 7602-204 3/4" 4 GPM FLOW CONTROL FOR GEOTHERMAL | |
| 1 | EA | 88015 | 7602-205 3/4" 5 GPM FLOW CONTROL FOR GEOTHERMAL | |
| 1 | EA | 88016 | 7602-206 3/4" 6 GPM FLOW CONTROL FOR GEOTHERMAL | |
| 1 | EA | 88017 | 7602-207 3/4" 7 GPM FLOW CONTROL FOR GEOTHERMAL | |
| 1 | EA | 88010 | UPS26-99FC 230V 3-SPD CAST IRON PUMP L/FLANGE W/CHECK VALVE | |

# GeoTec™ Step Capacity Geothermal Heat Pumps, R-410A

## Multi-Capacity, Two-Stage



The GeoTec™ Geothermal/Water Source Packaged Heat Pump delivers economical year-round comfort by utilizing nature's most abundant and efficient solar energy collector—the earth. The GV series heat pumps are designed for low water flow rates and offer cooling efficiencies up to 30.6 EER and heating efficiencies up to 5.4 COP on ground water, and cooling efficiencies up to 26.2 EER and heating efficiencies up to 4.8 COP on ground loop.

**Ground Water Application:** Water temp 45° to 75°

**Ground Loop Application:** Temp range 25° to 110°

- Step capacity compressor
- Liquid line drier
- Lockout circuit
- High pressure switch
- Control panel
- Low pressure switch
- High efficiency coaxial water coil either copper or cupronickel
- Indoor air coil
- Service access ports
- Filter rack
- Thermostatic expansion valve

| Model No. | Electrical Rating | Min. Circuit Ampacity | Blower Motor | | | 2" Pleated MERV 6 | Shipping Wt. (Lbs.) |
|---|---|---|---|---|---|---|---|
| | | | HP/Speed/Type | Amps | Face Area Sq. Ft./Rows/Fins Per Inch | | |
| GV27S1-A | 230/208-1 | 17 | 1/3 / 5 / ECM | 1.5/1.6 | 3.16/4/11 | 20 x 25 x 2 (1) | 340 |
| GV38S1-A | 230/208-1 | 26 | 1/2 / 5 / ECM | 2.5/2.95 | 3.16/4/11 | 20 x 25 x 2 (1) | 345 |
| GV51S1-A | 230/208-1 | 32 | 1/2 / 5 / ECM | 2.8/3.0 | 5.33/3/11 | 16 x 25 x 2 (2) | 390 |
| GV61S1-A | 230/208-1 | 38 | 3/4 / 5 / ECM | 3.8/4.1 | 5.33/4/11 | 16 x 25 x 2 (2) | 440 |
| GV71S1-A | 230/208-1 | 41 | 3/4 / 5 / ECM | 4.1/4.2 | 5.33/5/10 | 16 x 25 x 2 (2) | 450 |

| Model No. | System Capacity Modulation | Fluid Flow Rate GPM | Airflow CFM | Ground Loop Heat Pump | | | |
|---|---|---|---|---|---|---|---|
| | | | | Cooling Brine Full Load 77° F Part Load 68° F | | Heating Brine Full Load 32° F Part Load 41° F | |
| | | | | Capacity BTUH | EER BTU/W | Capacity BTUH | COP |
| GV27 | Full | 7 | 1000 | 27,000 | 17.7 | 20,000 | 4.1 |
| | Part | 7 | 800 | 21,800 | 26.2 | 17,800 | 4.8 |
| GV38 | Full | 9 | 1300 | 38,500 | 17.1 | 28,600 | 3.9 |
| | Part | 9 | 900 | 28,200 | 25.4 | 23,600 | 4.4 |
| GV51 | Full | 12 | 1500 | 50,000 | 16.7 | 37,000 | 3.6 |
| | Part | 12 | 1150 | 39,000 | 23.0 | 30,500 | 4.0 |
| GV61 | Full | 15 | 1600 | 61,500 | 16.6 | 47,500 | 3.6 |
| | Part | 15 | 1300 | 47,500 | 22.1 | 39,000 | 3.9 |
| GV71 | Full | 16 | 1750 | 70,000 | 15.0 | 53,600 | 3.7 |
| | Part | 15 | 1450 | 56,000 | 19.5 | 47,000 | 4.0 |

| Model No. | System Capacity Modulation | Fluid Flow Rate GPM | Airflow CFM | Ground Water Heat Pump | | | |
|---|---|---|---|---|---|---|---|
| | | | | Cooling–EWT 59° F | | Heating–EWT 50° F | |
| | | | | Capacity BTUH | EER BTU/W | Capacity BTUH | COP |
| GV27 | Full | 5 | 1000 | 30,600 | 22.4 | 27,000 | 4.9 |
| | Part | 5 | 800 | 23,000 | 30.6 | 19,800 | 5.4 |
| GV38 | Full | 6 | 1300 | 41,000 | 20.7 | 37,000 | 4.4 |
| | Part | 6 | 900 | 29,400 | 29.6 | 25,800 | 4.8 |
| GV51 | Full | 7 | 1500 | 54,000 | 20.6 | 45,500 | 4.2 |
| | Part | 7 | 1150 | 40,000 | 27.0 | 33,500 | 4.5 |
| GV61 | Full | 9 | 1600 | 66,000 | 20.3 | 58,500 | 4.0 |
| | Part | 9 | 1300 | 49,500 | 26.3 | 43,000 | 4.3 |
| GV71 | Full | 10 | 1750 | 73,500 | 18.1 | 67,500 | 4.1 |
| | Part | 10 | 1450 | 56,500 | 22.0 | 51,500 | 4.3 |

### Heat Pumps with Copper Water Coil

| STD PKG | U/M | BERCOR NUMBER | DESCRIPTION | PC-1 EACH |
|---|---|---|---|---|
| 1 | EA | 88021 | GV38S1-AC 3 TON GEOTEC HEAT PUMP COPPER | |
| 1 | EA | 88022 | GV51S1-AC 4 TON GEOTEC HEAT PUMP COPPER | |
| 1 | EA | 88023 | GV61S1-AC 5 TON GEOTEC HEAT PUMP COPPER | |
| 1 | EA | 88024 | GV71S1-AC 6 TON GEOTEC HEAT PUMP COPPER | |
| 1 | EA | 88025 | GV27S1-AC 2 TON GEOTEC HEAT PUMP COPPER | |

*Continued on the Following Page*

***Continued from the Previous Page***

## Heat Pumps with Cupro-Nickel Water Coil

| STD PKG | U/M | BERCOR NUMBER | DESCRIPTION | PC-1 EACH |
|---|---|---|---|---|
| 1 | EA | 88026 | GV38S1-AN 3 TON GEOTEC HEAT PUMP CUPRO-NICKEL | |
| 1 | EA | 88027 | GV51S1-AN 4 TON GEOTEC HEAT PUMP CUPRO-NICKEL | |
| 1 | EA | 88028 | GV61S1-AN 5 TON GEOTEC HEAT PUMP CUPRO-NICKEL | |
| 1 | EA | 88029 | GV71S1-AN 6 TON GEOTEC HEAT PUMP CUPRO-NICKEL | |
| 1 | EA | 88030 | GV27S1-AN 2 TON GEOTEC HEAT PUMP CUPRO-NICKEL | |

## Electric Heater Packages

| For Use With | STD PKG | U/M | BERCOR NUMBER | DESCRIPTION | PC-1 EACH |
|---|---|---|---|---|---|
| GV27S1 and GV38S1 | 1 | EA | 88031 | EH3GSVA-A09C 9KW ELECTRIC HTR PKG 240/208V | |
| GV51S1, 61S1, and 71S1 | 1 | EA | 88032 | EH5GSVA-A09C 9KW ELECTRIC HTR PKG 240/208V | |
| GV51S1, 61S1, and 71S1 | 1 | EA | 88033 | EH5GSVA-A14C 14KW ELECTRIC HTR PKG | |

## Water Heating Pump Module

| STD PKG | U/M | BERCOR NUMBER | DESCRIPTION | PC-1 EACH |
|---|---|---|---|---|
| 1 | EA | 88034 | GVDM-26 5/8" LINE 115V DOMESTIC WATER HTG PUMP MODULE | |

## Accessories

| STD PKG | U/M | BERCOR NUMBER | DESCRIPTION | PC-1 EACH |
|---|---|---|---|---|
| 1 | EA | 88035 | DORFC-2 2 PUMP LOOP MODULE LOOP FLOW CENTER W/CABINET | |
| 1 | EA | 88036 | DORLFCK-1 LOOP FLOW CENTER KIT | |
| 1 | EA | 88037 | DORB1-S-4HC 1" HOSE BARB LOOP SIDE CONNECTIONS | |
| 1 | EA | 88038 | GWK-1 GROUND WATER KIT | |
| 1 | EA | 88039 | CFV-5 3/4" FPT 5 GPM CONSTANT FLOW VALVE | |
| 1 | EA | 88040 | CFV-6 3/4" FPT 6 GPM CONSTANT FLOW VALVE | |
| 1 | EA | 88041 | CFV-7 3/4" FPT 7 GPM CONSTANT FLOW VALVE | |
| 1 | EA | 88042 | CFV-9 3/4" FPT 9 GPM CONSTANT FLOW VALVE | |
| 1 | EA | 88043 | CFV-10 3/4" FPT 10 GPM CONSTANT FLOW VALVE | |
| 1 | EA | 88044 | 8603-017 1-17 GPM 1" FPT FLOW METER | |
| 1 | EA | 88120 | 8603-030 (5101G) 3/4" FPT 24V BRASS SLOW OPEN/CLOSE VALVE W/ES | |
| 1 | EA | 88121 | 8603-006 1" FPT 24V PVC SOLENOID VALVE | |

## Honeywell Sediment Removing Water Filters with Reverse Rinsing and Rinsable Fine Filters

| STD PKG | U/M | BERCOR NUMBER | DESCRIPTION | PC-1 EACH |
|---|---|---|---|---|
| 1 | EA | 74230 | F76S1015 WATER FILTER 3/4 INCH SWEAT & THREADED MNPT | |
| 1 | EA | 74231 | F76S1023 WATER FILTER 1 INCH SWEAT & THREADED MNPT | |

# Geo-Trio™ Step-Capacity Geothermal Step-Capacity Heat Pumps, R-410A

## High Efficiency, Multi-Capacity, Two-Stage



The Bard Geo-Trio™ Geothermal/Water Source Heat Pump delivers economical year-round comfort by utilizing nature's most abundant and efficient solar energy collector—the earth. The Geo-Trio™ series heat pumps are designed for low water flow rates and offer cooling efficiencies up to 29.1 EER and heating efficiencies up to 4.8 COP on ground water, and cooling efficiencies up to 24.9 EER and heating efficiencies up to 4.4 COP on ground loop.

**Ground Water Application:** Water temp 45° to 75°

**Ground Loop Application:** Temp range 25° to110°

- Step capacity compressor
- Liquid line drier
- Thermostatic expansion valve
- High pressure switch
- Low pressure switch
- Control panel
- High efficiency coaxial water coil in either copper or cupronickel
- Indoor air cool
- Lockout circuit
- Variable speed ECM blower motor

| Model. No | Electrical Rating | Operating Voltage Range | Min. Circuit Ampacity | Compressor | | | | Blower Motor | | | Shipping Weight (Lbs.) | | |
|---|---|---|---|---|---|---|---|---|---|---|---|---|---|
| | | | | Volts | Rated Load Amps (230/208) | Branch Circuit Selection Current | Locked Rotor Amps (230/208) | Horsepower (ECM Motor) | Volts/ Phase/ Hz | Motor Amps | "A" Coil Section | "B" Blower Section | "C" Compressor Section |
| GTC36S1 | 230/208-60-1 | 253-197 VAC | 26.0 | 230/208-60-1 | 11.2/13.0 | 16.7 | 82/82 | 3/4 Variable Speed | 230/208-60-1 | 3.4 | 93 | 95 | 248 |
| GTC48S1 | | | 34.0 | | 16.4/19.6 | 21.2 | 96/96 | | | 4.3 | 102 | | 260 |
| GTC60S1 | | | 38.0 | | 19.2/23.6 | 25.6 | 118/118 | | | 4.4 | | | 293 |

| Model No. | System Capacity Modulation | Fluid Flow Rate GPM | Airflow CFM | Ground Loop Heat Pump | | | |
|---|---|---|---|---|---|---|---|
| | | | | Cooling Brined Full Load 77° F/Part Load 68° F | | Heating Brine Full Load 32° F/Part Load 41° F | |
| | | | | Capacity BTUH | EERBTU/W | Capacity BTUH | COP |
| GTC36S1 | Full | 8 | 1200 | 38,800 | 17.5 | 28,800 | 3.90 |
| | Part | | 850 | 28,000 | 24.9 | 22,800 | 4.40 |
| GTC48S1 | Full | 12 | 1500 | 51,000 | 16.0 | 37,500 | 3.60 |
| | Part | | 1150 | 38,000 | 21.5 | 31,000 | 4.05 |
| GTC60S1 | Full | 15 | 1800 | 61,500 | 15.5 | 49,000 | 3.50 |
| | Part | | 1300 | 47,500 | 20.7 | 39,500 | 3.90 |

| Model No. | System Capacity Modulation | Fluid Flow Rate GPM | Airflow CFM | Ground Water Heat Pump | | | |
|---|---|---|---|---|---|---|---|
| | | | | Cooling–EWT 59° F | | Heating–EWT 50° F | |
| | | | | Capacity BTUH | EER BTU/W | Capacity BTUH | COP |
| GTC36S1 | Full | 6 | 1200 | 42,000 | 21.8 | 34,000 | 4.50 |
| | Part | | 850 | 29,600 | 29.4 | 25,000 | 4.80 |
| GTC48S1 | Full | 7 | 1500 | 54,000 | 19.0 | 46,000 | 4.20 |
| | Part | | 1150 | 40,000 | 24.5 | 34,000 | 4.45 |
| GTC60S1 | Full | 9 | 1800 | 63,500 | 18.8 | 58,000 | 4.05 |
| | Part | | 1300 | 49,000 | 24.7 | 42,000 | 4.25 |

### Heat Pump, "A" Coil Section

| STD PKG | U/M | BERCOR NUMBER | DESCRIPTION | PC-1 EACH |
|---|---|---|---|---|
| 1 | EA | 88045 | GTA3600UD1-A 3 TON GEO TRIO COIL | |
| 1 | EA | 88046 | GTA4860UD1-A 4 & 5 TON GEO TRIO COIL | |

### Heat Pump, "B" Blower Section

| | | | | |
|---|---|---|---|---|
| 1 | EA | 88047 | GTB1-A GEO TRIO AIR HANDLER | |

### Heat Pump, "C" Compressor Section with Copper Water Coil

| | | | | |
|---|---|---|---|---|
| 1 | EA | 88048 | GTC36S1-ADCX 3 TON GEO TRIO COMPRESSOR SEC COPPER | |
| 1 | EA | 88049 | GTC48S1-ADCX 4 TON GEO TRIO COMPRESSOR SEC COPPER | |
| 1 | EA | 88050 | GTC60S1-ADCX 5 TON GEO TRIO COMPRESSOR SEC COPPER | |

***Continued on the Following Page***

***Continued from the Previous Page***

## Heat Pump, "C" Compressor Section with Cupro-Nickel Water Coil

| STD PKG | U/M | BERCOR NUMBER | DESCRIPTION | PC-1 EACH |
|---|---|---|---|---|
| 1 | EA | 88051 | GTC36S1-ADNX 3 TON GEO TRIO COMPRESSOR SEC CUPRO | |
| 1 | EA | 88052 | GTC48S1-ADNX 4 TON GEO TRIO COMPRESSOR SEC CUPRO | |
| 1 | EA | 88053 | GTC60S1-ADNX 5 TON COMPRESSOR SECTION GEO TRIO COMPRESSOR CUPRO-NIC | |

## Duct Heater for Upflow and Horizontal Installation Only

| STD PKG | U/M | BERCOR NUMBER | DESCRIPTION | PC-1 EACH |
|---|---|---|---|---|
| 1 | EA | 88054 | 8604-081 9.8KW 240/208V DUCT HEATER UPLOW/HORIZONTAL | |

## Refrigerant Connections

| STD PKG | U/M | BERCOR NUMBER | DESCRIPTION | PC-1 EACH |
|---|---|---|---|---|
| 1 | EA | 88055 | GTLS-SK2-1 7/8X3/8 STUB KIT W/SINGLE PAIR ENDS | |
| 1 | EA | 88056 | GTLS-SK4-1 7/8X3/8 STUB KIT W/ DUAL ENDS | |
| 1 | EA | 88057 | GTLS-03-1 7/8X3/8 3' LINESET W/ FITTINGS | |

## Accessories

| STD PKG | U/M | BERCOR NUMBER | DESCRIPTION | PC-1 EACH |
|---|---|---|---|---|
| 1 | EA | 88121 | 8603-006 1" FPT 24V PVC SOLENOID VALVE | |
| 1 | EA | 88044 | 8603-017 1-17 GPM 1" FPT FLOW METER | |
| 1 | EA | 88120 | 8603-030 (5101G) 3/4" FPT 24V BRASS SLOW OPEN/CLOSE VALVE W/ES | |
| 1 | EA | 88039 | CFV-5 3/4" FPT 5 GPM CONSTANT FLOW VALVE | |
| 1 | EA | 88040 | CFV-6 3/4" FPT 6 GPM CONSTANT FLOW VALVE | |
| 1 | EA | 88041 | CFV-7 3/4" FPT 7 GPM CONSTANT FLOW VALVE | |
| 1 | EA | 88042 | CFV-9 3/4" FPT 9 GPM CONSTANT FLOW VALVE | |
| 1 | EA | 88043 | CFV-10 3/4" FPT 10 GPM CONSTANT FLOW VALVE | |
| 1 | EA | 88037 | DORB1-S-4HC 1" HOSE BARB LOOP SIDE CONNECTIONS | |
| 1 | EA | 88035 | DORFC-2 2 PUMP LOOP MODULE LOOP FLOW CENTER W/CABINET | |
| 1 | EA | 88036 | DORLFCK-1 LOOP FLOW CENTER KIT | |
| 1 | EA | 88060 | FR23 16X25X1 FILTER RACK W/ 1" MERV2 FILTER | |
| 1 | EA | 88058 | GTHZ1 HORIZONTAL DRAIN PAN KIT | |
| 1 | EA | 88059 | GTLID REMOTE CONDENSER COVER FOR GTC | |
| 1 | EA | 88038 | GWK-1 GROUND WATER KIT | |

## Honeywell Sediment Removing Water Filters with Reverse Rinsing and Rinsable Fine Filters

| STD PKG | U/M | BERCOR NUMBER | DESCRIPTION | PC-1 EACH |
|---|---|---|---|---|
| 1 | EA | 74230 | F76S 1015 WATER FILTER 3/4 INCH SWEAT & THREADED MNPT | |
| 1 | EA | 74231 | F76S 1023 WATER FILTER 1 INCH SWEAT & THREADED MNPT | |

# Geothermal Service Parts

| STD PKG | U/M | BERCOR NUMBER | DESCRIPTION | PC-1 EACH |
|---|---|---|---|---|
| 1 | EA | 88081 | 5152-014 CW 1/2IN 10-9 DD BLOWER WHEEL | |
| 1 | EA | 88118 | 5152-049 1/2IN CW 10-10 DD BLOWER WHEEL | |
| 1 | EA | 88080 | 5152-061 11-12 DD CW BLOWER WHEEL | |
| 1 | EA | 88071 | 5201-009 3/8 BI DIRECT H/P FILTER DRIER | |
| 1 | EA | 88070 | 5201-010 3/8 BI DIRECT H/P FILTER DRIER | |
| 1 | EA | 88087 | 5201-020 H/P LIQUID FILTER DRIER | |
| 1 | EA | 88073 | 5650-038 V38-C1004-BA REVERSING VALVE | |
| 1 | EA | 88089 | 5650-039 REVERSING VALVE | |
| 1 | EA | 88072 | 5650-041 7/8X5/8 REVERSING VALVE | |
| 1 | EA | 88078 | 5651-186 EXPANSION VALVE | |
| 1 | EA | 88065 | 5651-187 EXPANSION VALVE | |
| 1 | EA | 88064 | 5651-188 EXPANSION VALVE | |
| 1 | EA | 88063 | 5651-189 EXPANSION VALVE | |
| 1 | EA | 88066 | 5651-192 EXPANSION VALVE | |
| 1 | EA | 88116 | 5651-210 3/8X3/8 EXPANSION VALVE | |
| 1 | EA | 88069 | 5651-211 EXPANSION VALVE | |
| 1 | EA | 88115 | 5651-212 3/8X3/8 EXPANSION VALVE | |
| 1 | EA | 88095 | 8000-267 ZPS40K4E-PFV-130 COMPRESSOR | |
| 1 | EA | 88094 | 8000-268 ZPS51K4E-PFV-130 COMPRESSOR | |
| 1 | EA | 88096 | 8000-269 ZPS30K4E-PFV-130 COMPRESSOR | |
| 1 | EA | 88076 | 8000-335 ZPS20K4E-PFV-130 COMPRESSOR | |
| 1 | EA | 88075 | 8000-336 ZPS60K4E-PFV-130 COMPRESSOR | |
| 1 | EA | 88074 | 8201-088 COMPRESSOR CONTROL MODULE | |
| 1 | EA | 88110 | 8201-114 CONTROL BOARD | |
| 1 | EA | 88079 | 8201-118 BLOWER CONTROL | |
| 1 | EA | 88090 | 8201-120 GEOTHERMAL LOGIC CONTROL | |
| 1 | EA | 88117 | 8201-121 ECM2.315.0 CONTROL | |
| 1 | EA | 88062 | 8300-010 DESUPERHEATER PUMP ASSY | |
| 1 | EA | 88092 | 8401-033 2 POLE 20 AMP CONTACTOR | |
| 1 | EA | 88091 | 8401-034 2 POLE 40 AMP CONTACTOR | |
| 1 | EA | 88098 | 8402-171 WATER TEMPERATURE LIMIT | |
| 1 | EA | 88097 | 8406-111 540 PSIG HIGH PRESSURE SWITCH | |
| 1 | EA | 88114 | 8406-120 AUOT RESET LOW PRESSURE SWITCH | |
| 1 | EA | 88113 | 8406-121 AUTO RESET LOW PRESSURE SWITCH | |
| 1 | EA | 88077 | 8407-034 40VA 240/24V TRANSFORMER | |
| 1 | EA | 88112 | 8407-035 208/240V TRANSFORMER | |
| 1 | EA | 88109 | 8408-040 INLET THERMISTOR | |
| 1 | EA | 88099 | 8408-043 OUTLET THERMISTOR | |
| 1 | EA | 88093 | 8552-035 40MFD 370V 2IN ROUND CAPACITOR | |
| 1 | EA | 88061 | 8552-086 CAPACITOR | |
| 1 | EA | 88068 | 8552-087 CAPACITOR | |
| 1 | EA | 88067 | 8552-088 CAPACITOR | |
| 1 | EA | 88111 | 910-1765 CIRCULATING PUMP ASSEMBLY | |
| 1 | EA | 88086 | S8105-056-0054 PROGRAMMED MOTOR SERVICE | |
| 1 | EA | 88085 | S8106-045-0055 PROGRAMMED MOTOR SERVICE | |
| 1 | EA | 88084 | S8106-045-0056 PROGRAMMED MOTOR SERVICE | |
| 1 | EA | 88119 | S8107-009-0074 PROGRAMMED MOTOR SERVICE | |
| 1 | EA | 88083 | S8107-013-0057 PROGRAMMED MOTOR SERVICE | |
| 1 | EA | 88082 | S8107-013-0058 PROGRAMMED MOTOR SERVICE | |

# BOSCH Greensource CDi Series SM Geothermal Heat Pumps



Manufactured with unmatched quality and craftsmanship here in the USA and backed by a limited 10-year parts and labor warranty, the Bosch Greensource geothermal heat pump was specifically designed for ease of service, sound quality, aesthetics, and energy efficiency.

| Model Number | Fluid Flow Rate | ARI/ISO 13256-1 Performance Data | | | | | | | | | | | |
|---|---|---|---|---|---|---|---|---|---|---|---|---|---|
| | | Entering Water Temperatures | | | | | | | | | | | |
| | | Water Loop (WLHP) | | | | Ground Water (GWHP) | | | | Ground Loop (GLHP) | | | |
| | | 86° F | | 68° F | | 59° F | | 50° F | | 77° F | | 32° F | |
| | | Capacity and Efficiency Data | | | | | | | | | | | |
| | | Cooling Capacity | EER | Heating Capacity | COP | Cooling Capacity | EER | Heating Capacity | COP | Cooling Capacity | EER | Heating Capacity | COP |
| **SM024** | | | | | | | | | | | | | |
| Part Load | 6.0 | 18500 | 18.9 | 21200 | 6.5 | 21700 | 33.6 | 16700 | 5.1 | 21000 | 28.1 | 14400 | 4.4 |
| Full Load | 6.0 | 25500 | 17.4 | 29200 | 5.6 | 29000 | 26.5 | 23500 | 4.9 | 26600 | 19.9 | 18000 | 4.1 |
| **SM036** | | | | | | | | | | | | | |
| Part Load | 9.0 | 29000 | 22.2 | 31000 | 6.5 | 32600 | 37.0 | 25200 | 5.2 | 31900 | 32.0 | 22400 | 4.7 |
| Full Load | 9.0 | 39000 | 19.0 | 42800 | 5.6 | 43300 | 28.0 | 35900 | 5.1 | 40800 | 22.0 | 28400 | 4.3 |
| **SM048** | | | | | | | | | | | | | |
| Part Load | 12.0 | 36700 | 18.9 | 40900 | 6.2 | 42000 | 33.8 | 33700 | 5.2 | 39900 | 27.8 | 29800 | 4.5 |
| Full Load | 12.0 | 49200 | 16.6 | 56100 | 5.3 | 55300 | 25.3 | 46300 | 4.7 | 51300 | 19.3 | 36900 | 4.0 |
| **SM060** | | | | | | | | | | | | | |
| Part Load | 15.0 | 47500 | 18.7 | 53600 | 5.8 | 53300 | 31.2 | 44300 | 4.8 | 51600 | 26.5 | 39800 | 4.4 |
| Full Load | 15.0 | 63800 | 17.0 | 73300 | 5.2 | 70200 | 24.4 | 60300 | 4.6 | 65100 | 18.9 | 48000 | 3.9 |
| **SM070** | | | | | | | | | | | | | |
| Part Load | 18.0 | 55200 | 17.8 | 64900 | 5.7 | 60800 | 28.5 | 52900 | 4.8 | 60300 | 25.4 | 46900 | 4.3 |
| Full Load | 18.0 | 71600 | 16.3 | 84000 | 5.1 | 78700 | 23.1 | 70000 | 4.5 | 73700 | 18.5 | 55300 | 3.8 |

## CDi Series SM—Copper

| Dimensions (Vertical) W x D x H (In) | STD PKG | U/M | BERCOR NUMBRER | DESCRIPTION | PC-1 EACH |
|---|---|---|---|---|---|
| 25.8 x 33.4 x 52.6/52.4 | 1 | EA | 87500 | SM036-1-VTC-SLT 3 TON COPPER 10KW HRP,SMART START,COMFORT ALERT | |
| 25.8 x 33.4 x 52.6/52.4 | 1 | EA | 87501 | SM036-1-VTC-SRT 3 TON COPPER 10KW HRP,SMART START,COMFORT ALERT | |
| 25.8 x 33.4 x 52.6/52.4 | 1 | EA | 87502 | SM048-1-VTC-SLT 4 TON COPPER 15KW HRP,SMART START,COMFORT ALERT | |
| 25.8 x 33.4 x 52.6/52.4 | 1 | EA | 87503 | SM048-1-VTC-SRT 4 TON COPPER 15KW HRP,SMART START,COMFORT ALERT | |
| 27 x 33.4 x 62.0/61.8 | 1 | EA | 87504 | SM060-1-VTC-SLT 5 TON COPPER 20KW HRP,SMART START,COMFORT ALERT | |
| 27 x 33.4 x 62.0/61.8 | 1 | EA | 87505 | SM060-1-VTC-SRT 5 TON COPPER 20KW HRP,SMART START,COMFORT ALERT | |

## CDi Series SM—Cupro-Nickel

| | | | | | |
|---|---|---|---|---|---|
| 25.8 x 33.4 x 52.6/52.4 | 1 | EA | 87522 | SM036-1-VTN-SLT 3 TON CUPRO-NICKEL 10KW HRP,SMART START,COMFORT ALERT | |
| 25.8 x 33.4 x 52.6/52.4 | 1 | EA | 87523 | SM036-1-VTN-SRT 3 TON CUPRO-NICKEL 10KW HRP,SMART START,COMFORT ALERT | |
| 25.8 x 33.4 x 52.6/52.4 | 1 | EA | 87524 | SM048-1-VTN-SLT 4 TON CUPRO-NICKEL 15KW HRP,SMART START,COMFORT ALERT | |
| 25.8 x 33.4 x 52.6/52.4 | 1 | EA | 87525 | SM048-1-VTN-SRT 4 TON CUPRO-NICKEL 15KW HRP,SMART START,COMFORT ALERT | |
| 27 x 33.4 x 62.0/61.8 | 1 | EA | 87526 | SM060-1-VTN-SLT 5 TON CUPRO-NICKEL 20KW HRP,SMART START,COMFORT ALERT | |
| 27 x 33.4 x 62.0/61.8 | 1 | EA | 87527 | SM060-1-VTN-SRT 5 TON CUPRO-NICKEL 20KW HRP,SMART START,COMFORT ALERT | |

# BOSCH Greensource CDi Series SM Geothermal Heat Pumps

## Split Models—Condensing



- Versatile and compact design adapts to replacement, relocation, or new construction
- Available hot water generator
- Functional, stylish, compact design
- Two-stage scroll compressor operates in harmony with the earth's temperature extending service life and saving energy costs
- Advanced controls constantly monitor equipment for reliability and longevity
- Engineered for noise-free operation
- Available in both outdoor and indoor models
- Standard 10 year limited warranty on all parts and labor

### CDi Series SM—Copper—Split Condensor

| Dimensions W x D x H (In) | STD PKG | U/M | BERCIR NUMBER | DESCRIPTION | PC-1 EACH |
|---|---|---|---|---|---|
| 24 x 27.5 x 21.5 | 1 | EA | 87506 | SM036-1CSC-F 3 TON SPLIT CONDENSER | |
| 24 x 27.5 x 21.5 | 1 | EA | 87509 | SM048-1CSC-F 4 TON SPLIT CONDENSER | |

### CDi Series SM—Cupro-Nickel—Split Condensor

| | | | | | |
|---|---|---|---|---|---|
| 24 x 27.5 x 21.5 | 1 | EA | 87528 | SM036-1-CSN-F 3 TON CUPRO-NICKEL SPLIT CONDENSER | |
| 24 x 27.5 x 21.5 | 1 | EA | 87529 | SM048-1-CSN-F 4 TON CUPRO-NICKEL SPLIT CONDENSER | |

# BOSCH Greensource Si Series DX Evaporator Coil

## Cased A Coil

Match with a Bosch condensing section for superior comfort levels and high efficiency.

| Dimensions W x D x H (In) | STD PKG | U/M | BERCOR NUMBER | DESCRIPTION | PC-1 EACH |
|---|---|---|---|---|---|
| 17.5 x 16.25 x 21 | 1 | EA | 87512 | 7738002733 3 TON DX035CC-1 CASED A COIL | |
| 21 x 19.75 x 21.5 | 1 | EA | 87513 | 7738002734 4 TON DX035CC-1 CASED A COIL | |

# BOSCH Geothermal Heat Pump Parts

| STD PKG | U/M | BERCOR NUMBER | DESCRIPTION | PC-1 EACH |
|---|---|---|---|---|
| 1 | EA | 87530 | 8-733-802-650 FILTER DRIER KIT | |
| 1 | EA | 87531 | 8-733-933-939 CONTROL UNIT UMP ASSY KIT | |
| 1 | EA | 87532 | 8-733-930-004 VALVE EXP DEVICE | |
| 1 | EA | 87533 | 8733802651 LO PRESSURE SWITCH KIT | |
| 1 | EA | 87534 | 8733802652 HI PRESSURE SWITCH KIT | |
| 1 | EA | 87535 | 8-733-930-005 VALVE EXP DEVICE | |
| 1 | EA | 87536 | 8-733-930-006 VALVE EXP DEVICE | |
| 1 | EA | 87537 | 8-733-930-008 VALVE EXP DEVICE | |
| 1 | EA | 87538 | 8-733-930-010 VALVE TXV 6T KIT | |
| 1 | EA | 87539 | 8-733-908-136 HIGH TEMP LIMIT 120 D | |
| 1 | EA | 87540 | 8-733-908-153 DIFF. PRESSURE SWITCH | |
| 1 | EA | 87541 | 8-733-930-009 VALVE REVERSING 3T KIT | |
| 1 | EA | 87542 | 8733802667 CONTACTOR KIT | |
| 1 | EA | 87543 | 8733802668 CAPACITOR KIT (SM024) | |
| 1 | EA | 87544 | 8733802759 CAPACITOR KIT (SM036) | |
| 1 | EA | 87545 | 8733802760 CAPACITOR KIT (SM048) | |
| 1 | EA | 87546 | 8733802761 CAPACITOR KIT (SM060,70) | |
| 1 | EA | 87547 | 8733802669 TRANSFORMER KIT | |
| 1 | EA | 87548 | 8733802670 UPM KIT | |
| 1 | EA | 87549 | 8733908133 FREEZE SENSOR KIT SM024,34,48 | |
| 1 | EA | 87550 | 8733802783 FREEZE SENSOR KIT (SM060,70) | |
| 1 | EA | 87551 | 8733802693 CONSTANT AIRFLOW ECM MOTOR KIT | |
| 1 | EA | 87552 | 8733802784 CONSTANT AIRFLOW ECM MOTOR KIT | |
| 1 | EA | 87553 | 8733802785 CONSTANT AIRFLOW ECM MOTOR KIT | |
| 1 | EA | 87554 | 8733802786 CONSTANT AIRFLOW ECM MOTOR KIT | |
| 1 | EA | 87555 | 8733802787 CONSTANT AIRFLOW ECM MOTOR KIT | |
| 1 | EA | 87556 | 8733802694 CONSTANT AIRFLOW ECM BOARD KIT | |
| 1 | EA | 87557 | 8733802695 CONSTANT AIRFLOW ECM HARNESS | |
| 1 | EA | 87558 | 8733802697 DSP SWITCH KIT | |
| 1 | EA | 87559 | 8733802698 HRP RELAY KIT | |
| 1 | EA | 87560 | 8733802699 HRP SWITCH KIT | |
| 1 | EA | 87561 | 8733802700 HRP WATER TEMP SENSOR KIT | |
| 1 | EA | 87562 | 8733802703 HRP PUMP KIT | |
| 1 | EA | 87563 | 8733908311 EXPANSION VALVE (TW025) | |
| 1 | EA | 87564 | 8733908312 EXPANSION VALVE (TW035) | |
| 1 | EA | 87565 | 8733908313 EXPANSION VALVE (TW049) | |
| 1 | EA | 87566 | 8733908310 EXPANSION VALVE (TW061,71) | |
| 1 | EA | 87567 | 8733907690 REVERSING VALVE (TW025,35) | |
| 1 | EA | 87568 | 8733907671 REVERSING VALVE (TW049) | |
| 1 | EA | 87569 | 8733907670 REVERSING VALVE (TW061,71) | |
| 1 | EA | 87571 | 8733927506 CAPACITOR (TW049) | |
| 1 | EA | 87572 | 8733802761 CAPACITOR (TW061,71) | |
| 1 | EA | 87573 | 8733907974 CONTACTOR 50AMP 2 POLE | |
| 1 | EA | 87574 | 8733907959 CONTACTOR (TW049) | |
| 1 | EA | 87575 | 8733907957 CONTACTOR (TW061,71) | |
| 1 | EA | 87576 | 8733908015 TRANSFORMER | |
| 1 | EA | 87577 | 8733908134 THERMISTOR, 10K 88" ICMPTB10 | |
| 1 | EA | 87578 | 8733908074 PRESSURE SWITCH | |
| 1 | EA | 87579 | 8733908069 R410A HIGH PRESSURE SWITCH | |
| 1 | EA | 87580 | 8733908203 HRP SWITCH | |
| 1 | EA | 87581 | 8733908148 COMFORT ALERT MODULE | |
| 1 | EA | 87582 | 8733906130 UPMI BOARD | |

# BOSCH Greensource CDi Series TW Two-Stage Reverse Cycle Chiller

## Water to Water System



The Bosch TW water to water system meets current Energy Star Tier 3 efficiency standards. It offers all of the features and comfort of a high end residential appliance, coupled with the ruggedness and durability of a premier industrial unit.

- Scroll compressors offer high efficiency
- Perfect radiant floor heating solution
- Low operation costs and Energy Star compliant
- Environmentally friendly R-410A refrigerant
- Dual density compressor blankets for quiet operation

| Model Number | ASHRAE/AHRI/ISO 13256.2 English (I-P) Units | | | | | | | | | | | |
|---|---|---|---|---|---|---|---|---|---|---|---|---|
| | Water Loop (WLHP) | | | | Ground Water (GWHP) | | | | Ground Loop (GLHP) | | | |
| | Load Temperature | | | | | | | | | | | |
| | 53.6° F | | 104° F | | 53.6° F | | 104° F | | 53.6° F | | 104° F | |
| | Source Temperature | | | | | | | | | | | |
| | 86° F | | 68° F | | 59° F | | 50° F | | 77° F | | 32° F | |
| | Capacity and Efficiency Data | | | | | | | | | | | |
| | Cooling Capacity | EER | Heating Capacity | COP | Cooling Capacity | EER | Heating Capacity | COP | Cooling Capacity | EER | Heating Capacity | COP |
| **TW035** | | | | | | | | | | | | |
| Part Load | 22,500 | 14.5 | 31,500 | 407 | 25,000 | 24.8 | 25,000 | 3.6 | 24,000 | 20.6 | 22,000 | 3.2 |
| Full Load | 29,000 | 12.6 | 43,000 | 4.3 | 34,000 | 20.2 | 34,000 | 3.5 | 30,000 | 14.6 | 27,000 | 3.0 |
| **TW049** | | | | | | | | | | | | |
| Part Load | 29,000 | 13.9 | 42,000 | 4.5 | 33,500 | 23.6 | 34,500 | 3.6 | 32,500 | 20.1 | 30,500 | 3.2 |
| Full Load | 39,000 | 12.9 | 58,000 | 4.1 | 45,000 | 19.7 | 47,000 | 3.5 | 41,000 | 14.9 | 37,500 | 3.0 |

| Dimesnikons W x D x H (In) | STD PKG | U/M | BERCOR NUMBER | DESCRIPTION | PC-1 EACH |
|---|---|---|---|---|---|
| 24 x 32.5 x 24.1 | 1 | EA | 87514 | TW035-1CSC 3 TON 2 STAGE WATER TO WATER UNIT W/HRP | |
| 24 x 32.5 x 24.1 | 1 | EA | 87516 | TW049-1CSC 4 TON 2 STAGE WATER TO WATER UNIT W/HRP | |

# BOSCH Geothermal Accessories

| STD PKG | U/M | BERCOR NUMBER | DESCRIPTION | PC-1 EACH |
|---|---|---|---|---|
| 1 | EA | 87518 | TSTBT4H2CPHM-KA 4H/2C TOUCH SCREEN THERMOSTAT | |
| 1 | EA | 87519 | 773800324.00 FL-1 FLO-LINK COMPOSITE VALVE GRUNDFOS 99 115V | |
| 1 | EA | 87520 | 7738003251.00 FL-2 FLO-LINK COMPOSITE VALVE GRUNDFOS 116 230V | |
| 1 | EA | 87521 | 8733904579.00 FLO-LINK HOSE KIT | |

# ESP Central AC/HP System

## Small Duct, High Velocity



Install central heating and cooling in any home or small business, regardless of structure design, age, size or type of construction. SpacePak can be located nearly anywhere: attics, basements, crawlspaces, and garages. Horizontal installation. 2 to 5 ton capacity.

### Fan Coil

- Corrosion-resistant cabinet with baked enamel finish
- Fully insulated with 1-1/2 lbs. density batt
- Six-row copper tube aluminum fin evaporator coil removes up to 30% more humidity than conventional coil
- Blower motor is factory-balanced for vibration-free operation
- Condensate drain connection in base pan for specially-designed, factory-supplied condensate drain assembly
- Factory-assembled, pre-wired control center with high and low voltage terminal blocks, blower relay and low voltage transformer
- Factory-installed anti-frost control and thermal expansion valve
- Standard factory-installed primary drain pan float switch
- Sweat-type suction/liquid line connections
- Meets or exceeds DOE standards for energy efficiency

### ACM Air Control Module

The ACM provides the ability to adjust supply air flow allowing for energy savings when operating in fan-only mode.

- Stainless steel construction
- Insulated housing
- Mounted actuator
- ETL listed
- Compatible with all plenum duct
- Simple plug-in wiring
- Pre-applied gaskets
- Durable nylon bushings

### Horizontal Fan Coil Units

| Model No. | Nominal System Capacity | | Std. CFM @ 1.5" W.C. | Motor Hp | F.L. Amps | Connections | | Shipping Wt. (Lbs.) | Recommended Condensing Unit Capacity (MBH) | Dimensions H x W x D (In.) |
|---|---|---|---|---|---|---|---|---|---|---|
| | Nom. Tons | Cool MBH | | | | Suction Line | Liquid Line | | | |
| ESP-2430 | 2 | 21.0 | 550 | 1/3 | 1.8 | 7/8 | 3/8 | 120 | 24 | 14-1/8 x 24-1/8 x 29-3/8 |
| | 2-1/2 | 24.6 | 550 | 1/3 | 1.8 | 7/8 | 3/8 | 120 | 30 | |
| ESP-3642 | 3 | 33.4 | 850 | 1/2 | 2.8 | 7/8 | 3/8 | 144 | 36 | 14-1/8 x 33-1/8 x 29-3/8 |
| | 3-1/2 | 38.5 | 850 | 1/2 | 2.8 | 7/8 | 3/8 | 144 | 42 | |
| ESP-4860 | 4 | 45.0 | 1150 | 1 | 3.6 | 7/8 | 3/8 | 171 | 48 | 14-1/8 x 43-1/8 x 29-3/8 |
| | 5 | 54.0 | 1150 | 1 | 3.6 | 7/8 | 3/8 | 171 | 60 | |

### Vertical Fan Coil Units

| Model No. | Nominal System Capacity | | Std. CFM @ 1.5" W.C. | Motor Hp | F.L. Amps | Connections | | Shipping Wt. (Lbs.) | Recommended Condensing Unit Capacity (MBH) | Dimensions H x W x D (In.) |
|---|---|---|---|---|---|---|---|---|---|---|
| | Nom. Tons | Cool MBH | | | | Suction Line | Liquid Line | | | |
| ESP-2430V | 2 | 23.0 | 550 | 1/3 | 1.8 | 7/8 | 3/8 | 135 | 24 | 34 x 24 x 16-1/8 |
| | 2-1/2 | 27.6 | 550 | 1/3 | 1.8 | 7/8 | 3/8 | 135 | 30 | |
| ESP-3642V | 3 | 35.0 | 850 | 1/2 | 2.8 | 7/8 | 3/8 | 170 | 36 | 34 x 33 x 16-1/8 |
| | 3-1/2 | 40.0 | 850 | 1/2 | 2.8 | 7/8 | 3/8 | 170 | 42 | |
| ESP-4860V | 4 | 48.0 | 1150 | 1 | 3.6 | 7/8 | 3/8 | 210 | 48 | 34 x 43 x 16-1/8 |
| | 5 | 57.0 | 1150 | 1 | 3.6 | 7/8 | 3/8 | 210 | 60 | |

### Horizontal Fan Coil Units

| STD PKG | U/M | BERCOR NUMBER | DESCRIPTION | PC-1 EACH |
|---|---|---|---|---|
| 1 | EA | 87300 | ESP2430GH4 2 & 2 1/2 TON G SERIES SPACEPAK | |
| 1 | EA | 87301 | ESP3642GH4 3 & 3 1/2 TON G SERIES SPACEPAK | |
| 1 | EA | 87302 | ESP4860GH4 4 & 5 TON G SERIES SPACEPAK | |
| 1 | EA | 87311 | AC-ACM AIR CONTROL MODULE | |

### Vertical Fan Coil Units

| | | | | |
|---|---|---|---|---|
| 1 | EA | 87332 | ESP-2430V 2 & 2 1/2 TON V-SERIES SPACEPAK | |
| 1 | EA | 87333 | ESP-3642V 3 & 3 1/2 TON V-SERIES SPACEPAK | |
| 1 | EA | 87334 | ESP-4860V 4 & 5 TON V-SERIES SPACEPAK | |

*Continued on the Following Page*

***Continued from the Previous Page***

## Typical List of Components Needed for Spacepak ESP Cooling System

| Qty for 2 Ton | Qty for 2-1/2 Ton | Qty for 3 Ton | Qty for 3-1/2 Ton | Qty for 4 Ton | Qty for 5 Ton | STD PKG | U/M | BERCOR NUMBER | DESCRIPTION | PC-1 EACH |
|---|---|---|---|---|---|---|---|---|---|---|
| 25 ft. | 25 ft. | 35 ft. | 35 ft. | 45 ft. | 50 ft. | 50 | FT | 10741 | 932 9IN 5FT 30GA PIPE | |
| 1 pc. | 1 pc. | 1 pc. | 1 pc. | 1 pc. | 1 pc. | 12 | EA | 11006 | 120 9IN 30GA ELBOW | |
| 1 pc. | 1 pc. | 1 pc. | 1 pc. | 1 pc. | 1 pc. | 6 | EA | 11231 | 150 9X9X9 TEE | |
| 2 pcs. | 2 pcs. | 2 pcs. | 2 pcs. | 2 pcs. | 2 pcs. | 12 | EA | 11259 | 160 9IN CLEANOUT CAP | |
| 1 pc. | 1 pc. | 1 pc. | 1 pc. | 1 pc. | 1 pc. | 4 | EA | 42419 | FG550 1 GAL IN/OUT WATER BASE DUCT SEALANT | |
| 2 kits | 4 kits | 3 kits | — | 4 kits | — | 4 | EA | 87303 | AC-IKLT-2 SPACEPAK INSTALLATION KIT | |
| 2 kits | 4 kits | 3 kits | — | 4 kits | — | 4 | EA | 87304 | AC-TKMR-2 SPACEPAK PLENUM TAKE-OFF KIT | |
| 2 kits | 2 kits | 3 kits | 5 kits | 4 kits | 7 kits | 1 | EA | 87305 | AC-IKLT-5 SPACEPAK INSTALLATION KIT | |
| 2 kits | 2 kits | 3 kits | 5 kits | 4 kits | 7 kits | 1 | EA | 87306 | AC-TKMR-5 SPACEPAK PLENUM TAKE-OFF KIT | |
| 2 | 3 | 3 | 3 | 4 | 5 | 1 | EA | 87307 | AC-ST6-100 100 FT., R6.0 SPACEPAK SUPPLY TUBING | |
| 1 pc. | 1 pc. | | | | | 3 | EA | 87308 | AC-BASE-2 2 & 2 1/2 TON SPACEPAK SECONDARY DRAINPAN | |
| | | 1 pc. | 1 pc. | | | 3 | EA | 87309 | AC-BASE-3 3 & 3 1/2 TON SPACEPAK SECONDARY DRAINPAN | |
| | | | | 1 pc. | 1 pc. | 3 | EA | 87310 | AC-BASE-5 4 & 5 TON SPACEPAK SECONDARY DRAINPAN | |
| 1 | 1 | | | | | 1 | EA | 87313 | BM-9149 (SPC-1D) 2430 SYSTEM RETURN AIR BOX | |
| 1 pc. | 1 pc. | | | | | 1 | EA | 87314 | BM-6808-10 (SPC-4) 10 FT. 2430 RETURN AIR DUCT | |
| | | 1 | 1 | | | 1 | EA | 87315 | AC-RBF-3 3642 SYSTEM RETURN AIR BOX | |
| | | 1 pc. | 1 pc. | | | 1 | EA | 87316 | BM-6809-10 (SPC-5) 10 FT. 3642 RETURN AIR DUCT | |
| | | | | 1 | 1 | 1 | EA | 87317 | BM-9169 (SPC-3D) 4860 SYSTEM RETURN AIR BOX | |
| | | | | 1 pc. | 1 pc. | 1 | EA | 87318 | BM-6839-10 (SPC-6) 10 FT. 4860 RETURN AIR DUCT | |
| 1 pc. | 1 pc. | 1 pc. | 1 pc. | 1 pc. | 1 pc. | 1 | EA | 87319 | BM-4001 9 INCH ROUND SPACEPAK PLENUM ADAPTOR | |

Quantities based on 7 take-offs per ton and supply air runs of 15 ft. each (12 ft. of supply tubing plus the 3 ft. of sound attenuating tube).

# VMA & VMC Series Gas Furnaces

## For Mobile Homes, 95% AFUE



VMA VMC

- Easy conversion from natural gas to propane
- A/C ready-up to 4 tons
- 4-speed blower easily adapted to air flow needs of the home
- 22-gauge powder coated cabinet for durability
- Silicon nitride igniter for quiet and consistent light-off
- 4 speed direct drive blower for quiet, efficient operation
- Sealed combustion design provides draws combustion air from the outside
- 18-gauge aluminum coated primary heat exchanger
- 24C stainless steel heat exchanger
- Easily converted from Natural Gas to L.P.
- Energy Star Certified
- ETL Listed
- Lifetime heat exchanger warranty
- 5 year parts warranty

| Model No. | Input (BTU) | Output (BTUH) | AFUE | Tons | Nominal Temp. Rise (° F) | Vent Pipe Size | Electric Service | Max Fuse Size | Total Rated Current Amps | Supply Air Outlet Size (W x D) (In.) | Ship Weight (Lbs.) |
|---|---|---|---|---|---|---|---|---|---|---|---|
| 8540001 | 50,000 | 48,000 | 95% | 3 | 60 | 2" PVC | 115/60/1 | 15 | 7.15 | 12 x 12 | 175 |
| 8540002 | 75,000 | 72,000 | 95% | 4 | 60 | 2" PVC | 115/60/1 | 15 | 7.15 | 12 x 12 | 175 |
| 8540005 | 50,000 | 48,000 | 95% | 3 | 60 | 2" PVC | 115/60/1 | 15 | 7.15 | 12 x 12 | 205 |
| 8540006 | 75,000 | 72,000 | 95% | 4 | 60 | 2" PVC | 115/60/1 | 15 | 7.15 | 12 x 12 | 205 |

### VMA Furnaces

| Dimensions H x W x D (In) | STD PKG | U/M | BERCOR NUMBER | DESCRIPTION | PC-1 EACH |
|---|---|---|---|---|---|
| 57 x 18 x 25-3/4 | 1 | EA | 85065 | 8540001 57X18X26 48,000 BTU VEXAR VMA 95% MH FURNACE | |
| 57 x 18 x 25-3/4 | 1 | EA | 85066 | 8540002 57X18X26 72,000 BTU VEXAR VMA 95% MH FURNACE | |

### VMC Furnaces with Coil Cabinet

| | | | | | |
|---|---|---|---|---|---|
| 76-1/8 x 18-3/4 x 25-3/4 | 1 | EA | 85058 | 8540005 77X19X26 48,000 BTU VEXAR VMC 95% MH FURN W/CAB | |
| 76-1/8 x 18-3/4 x 25-3/4 | 1 | EA | 85059 | 8540006 77X19X26 72,000 BTU VEXAR VMC 95% MH FURN W/CAB | |

### Accessories

| | | | | |
|---|---|---|---|---|
| 1 | EA | 85067 | 0856001 V70-BASE VEXAR COMBUSTIBLE BASE | |
| 1 | EA | 85068 | 0856002 VAOPS7483 VEXAR CONCENTRIC VENT KIT | |
| 1 | EA | 85069 | 0856003 20" VMA VEXAR COIL CABINET | |

# RG1 Series Gas Furnaces

## For Mobile Homes, 80% AFUE



- Sealed combustion: Exhaust gases are vented directly outdoors and fresh air is drawn in from outside for combustion.
- Hot surface ignition.
- Sealed bearings on motors
- Appliance quality metal door with baked enamel finish.
- 1 -year warranty on furnace
- 2-year warranty on parts
- 10-year warranty on heat exchanger parts

### Specifications

| Model No. | Input (KBTU/H) | Output (KBTU/H) | Orifice Number Natural Gas | Orifice Number LP | A/C Ready Tons | Dimensions H x W x D (In) | Ship Weight (Lbs) |
|---|---|---|---|---|---|---|---|
| RG1D56C3 | 56 | 46 | 29 | 45 | 3 | 76 x 19-3/4 x 23-3/4 | 167 |
| RG1D70C3 | 70 | 57 | 24 | 42 | 3 | | 168 |
| RG1D77C3 | 77 | 62 | 21 | 40 | 3 | | 164 |
| RG1D90C3 | 90 | 72 | 17 | 36 | 3 | | 166 |

### RG1 Gas Furnaces

| STD PKG | U/M | BERCOR NUMBER | DESCRIPTION | PC-1 EACH |
|---|---|---|---|---|
| 1 | EA | 85113 | RG1D56C3 76X19.75X23.75 56,000BTU 80% 3T REVOLV MH FURNACE | |
| 1 | EA | 85114 | RG1D70C3 76X19.75X23.75 70,000BTU 80% 3T REVOLV MH FURNACE | |
| 1 | EA | 85115 | RG1D77C3 76X19.75X23.75 77,000BTU 80% 3T REVOLV MH FURNACE | |
| 1 | EA | 85116 | RG1D90C3 76X19.75X23.75 90,000BTU 80% 3T REVOLV MH FURNACE | |

### 2.5" Pitch Flashings

| | | | | |
|---|---|---|---|---|
| 1 | EA | 85099 | 903662 RG1/RO1 2/12 21-35" REVOLV MH ROOF JACK | |
| 1 | EA | 85104 | 903663 RG1/RO1 2/12 27-47" REVOLV MH ROOF JACK | |
| 1 | EA | 85105 | 903664 RG1/RO1 2/12 35-63" REVOLV MH ROOF JACK | |

### 4" Pitch Flashings

| | | | | |
|---|---|---|---|---|
| 1 | EA | 85106 | 903676A RG1/RO1 4/12 51-95 RC REVOLV MH ROOF JACK | |
| 1 | EA | 85107 | 903678A RG1/RO1 4/12 27-47" REVOLV MH ROOF JACK | |
| 1 | EA | 85108 | 903665A RG1/RO1 4/12 35-63" REVOLV MH ROOF JACK | |
| 1 | EA | 85109 | 903666A RG1/RO1 4/12 51-95" REVOLV MH ROOF JACK | |

### Flue Extensions

| | | | | |
|---|---|---|---|---|
| 1 | EA | 85110 | 901935 RG1/RO1 10" REVOLV MH ROOF JACK EXT-INT | |
| 1 | EA | 85111 | 903107 RG1/RO1 18" REVOLV MH ROOF JACK EXT-INT | |
| 1 | EA | 85112 | 901937 RG1/RO1 16" REVOLV MH ROOF JACK EXT-EXT | |
| 1 | EA | 85018 | 4000-4241 ROOF JACK HYDROMENT SEALANT | |

# DG Series Gas Furnaces
## for Mobile Homes



The DG Series gas furnace is two systems in one. As a powerful air handler, it can handle up to 4 tons of cooling. Additional blower accessories will provide 5 tons of cooling. As a gas furnace, its range of heating capacities makes it a perfect match for the heating requirements of almost any manufactured home.

- Hot surface ignition.
- Sealed bearings on motors
- Zero clearance feature allows these furnaces to be installed where space is a premium.
- Aluminized steel heat exchanger provides efficient operation and unmatched corrosion resistance.
- Molded contour white upper panel offers a scratch resistant, durable appliance finish.
- Universal disposaable filters clean the air and are easy to replace.

| Model Number | DGAA056BDTA | DGAA070BDTA | DGAA077BDTA | DGAA090BDTA | DGAH077BBSA |
|---|---|---|---|---|---|
| Factory Equipped Fuel | Natural Gas/LP Conversion Kit Included | | | | |
| Ignition Type | Automatic Hot Surface Ignition | | | | |
| A/C Controls | A/C Ready | | | | Heat |
| Input Rate, BTUH | 56,000 | 70,000 | 77,000 | 90,000 | 77,000 |
| Output, BTUH | 45,000 | 56,000 | 62,000 | 72,000 | 62,000 |
| AFUE, % (Nat./LP) | 80.0 | 80.0 | 80.0 | 80.0 | 80.0 |
| High Altitude | For elevations above 2,000 feet, reduce input 4% for each 1,000 feet of elevation above sea level | | | | |
| Air Temperature Rise Range, ° F | 45-75 | | | | |
| Designed Maximum Outlet Air Temperature, ° F | 165 | | | | |
| Maximum External Static Pressure, In. W.C. | 0.3 | | | | |
| Furnace Flue Pipe | Must use 4000 Series Roof Jacks | | | | |
| Gas Connection | 1/2" NFPT | | | | |
| Electric Service | 115 VAC, 60 Hz, 1 Phase | | | | |
| Fuse or Circuit Breaker | 15 Amp Maximum | | | | |
| Thermostat Circuit | 24 VAC 60 Hz | | | | |
| Filters (In.) | Two 16 x 20 x 1 | | | | |
| Dimensions (In.) | 76 x 19-1/2 x 24-1/2 | | | | 60 x 19-1/2 x 24-1/2 |
| Weight (Lbs.) | 145 | 145 | 146 | 159 | 131 |

### Furnaces

| STD PKG | U/M | BERCOR NUMBER | DESCRIPTION | PC-1 EACH |
|---|---|---|---|---|
| 1 | EA | 85004 | DGAA056BDTB 76X19.5X24.5 45,000 BTU RED T MOBILE HOME FURNACE | |
| 1 | EA | 85000 | DGAA070BDTB 76X19.5X24.5 56,000 BTU RED T MOBILE HOME FURNACE | |
| 1 | EA | 85007 | DGAH077BBSA 60X19.5X24.5 62,000 BTU RED T MOBILE HOME FURNACE | |
| 1 | EA | 85005 | DGAA077BDTA 76X19.5X24.5 62,000 BTU RED T MOBILE HOME FURNACE | |
| 1 | EA | 85001 | DGAA090BDTB 76X19.5X24.5 72,000 BTU RED T MOBILE HOME FURNACE | |

### Roof Jacks and Sealant

| | | | | |
|---|---|---|---|---|
| 1 | EA | 85018 | 4000-4241 ROOF JACK HYDROMENT SEALANT | |
| 1 | EA | 85019 | 4000-7101/C 86"-95" ROOF JACK | |
| 1 | EA | 85002 | 4000-7121/C 91"-102" ROOF JACK | |
| 1 | EA | 85003 | 4000-7141/C 99"-120" ROOF JACK | |
| 1 | EA | 85020 | 4000-7151/C 106"-132" ROOF JACK | |

### Extensions

| | | | | |
|---|---|---|---|---|
| 6 | EA | 85036 | 7900A6111 11" INTERIOR EXTENSION | |
| 6 | EA | 85037 | 7900A6171 17" INTERIOR EXTENSION | |
| 1 | EA | 85038 | 7680B6541 18" EXTERIOR EXTENSION | |

### Control Box

| | | | | |
|---|---|---|---|---|
| 1 | EA | 85035 | 7900A6041 4 WIRE CONTROL BOX | |

### Blower Assembly

| | | | | |
|---|---|---|---|---|
| 1 | EA | 85025 | 7900-6061/A 2 SPEED MOTOR WHEEL HOUSING | |
| 1 | EA | 85010 | 024.35603.000 2 SPEED BLOWER MOTOR(1468-220P) | |
| 1 | EA | 85043 | 025.43267 GAS VALVE | |
| 1 | EA | 85041 | 025.35354.000 FLAME SENSOR | |
| 1 | EA | 85008 | 025.41021.000 RED T HOT SURFACE IGNITOR | |
| 1 | EA | 85009 | 1468-2199 BLEND AIR MOTOR | |
| 1 | EA | 85011 | 1474-0041 IGNITION MODULE | |
| 1 | EA | 85012 | 1474-0061A IGNITION MODULE | |
| 1 | EA | 85016 | 3110-3571 SEQUENCER | |

***Continued on the Following Page***

***Continued from the Previous Page***

### Replacement Parts

| STD PKG | U/M | BERCOR NUMBER | DESCRIPTION | PC-1 EACH |
|---|---|---|---|---|
| 1 | EA | 85040 | 324.35972.000 PRESSURE SWITCH | |
| 1 | EA | 85017 | 373-19801-821 BOOSTER ASSEMBLY EXHAUST MOTOR SILVER TIN CAN | |
| 1 | EA | 85022 | 7681-317P LOWER BLEND CONTROL BOARD | |
| 1 | EA | 85023 | 7681-318P UPPER BLEND CONTROL BOARD | |
| 1 | EA | 85026 | 7956-336P GAS VALVE STANDING PILOT | |
| 1 | EA | 85027 | 7966-311P 1/6 BLOWER MOTOR | |
| 1 | EA | 85039 | 7975.388P REMOTE SENSOR | |
| 1 | EA | 85028 | 7975-3281 FAN SWITCH 2 WIRE | |
| 1 | EA | 85056 | 7990-319P DGAT CONTROL BOARD(SCREW ON WIRES) | |
| 1 | EA | 85033 | 7990-6451 EXHAUST MOTOR WHEEL & HOUSING | |
| 1 | EA | 85057 | 7995-6451 BOOSTER ASSEMBLY EXHAUST MOTOR | |
| 1 | EA | 85029 | S1-03101932001 DGAA/DGAH CONTROL BOARD | |
| 1 | EA | 85089 | 024.36266.000 2 SPEED BLOWER MOTOR | |

INDOOR COMFORT PRODUCTS Revolv STYLECREST

# EB Series Electric Furnaces

## For Mobile Homes



- Heat pump and A/C ready
- Built-in insulated coil cabinet
- 4 ton A/C, 3-1/2 ton heat pump blower capacity
- Full sequenced heat to protect home electronics
- Upflow/downflow convertible
- Top/front return air convertible
- Universal throw-away filter cleans the air, and is easy to replace
- Built-in coil cabinet
- Sound absorbing insulation for quieter operation
- Pre-painted white front panels provides an attractive, scratch resistant, easy to clean appliance finish
- Equipped with built-in circuit breakers instead of fuses

| Model No. | KW | Output BTU | CFM @.3" W.C. | Dimensions H x W x D (In) | Weight (Lbs) |
|---|---|---|---|---|---|
| EB10E | 10 | 34,000 | 924 | 51-1/2 x 19-1/2 x 24 | 83 |
| EB12E | 12 | 39,000 | 924 | 51-1/2 x 19-1/2 x 24 | 84 |
| EB15E | 15 | 51,000 | 924 | 51-1/2 x 19-1/2 x 24 | 85 |
| EB20E | 20 | 67,000 | 1140 | 51-1/2 x 19-1/2 x 24 | 84 |

### Furnaces

| STD PKG | U/M | BERCOR NUMBER | DESCRIPTION | PC-1 EACH |
|---|---|---|---|---|
| 1 | EA | 85060 | EB10E 51.5X19.5X24 34,000 BTU REDT ELECTRIC MH FURNACE | |
| 1 | EA | 85061 | EB12E 51.5X19.5X24 39,000 BTU REDT ELECTRIC MH FURNACE | |
| 1 | EA | 85062 | EB15E 51.5X19.5X24 51,000 BTU REDT ELECTRIC MH FURNACE | |
| 1 | EA | 85063 | EB20E 51.5X19.5X24 67,000 BTU REDT ELECTRIC MH FURNACE | |

### Coil Shelf

| | | | | |
|---|---|---|---|---|
| 1 | EA | 85064 | 3500-8941B EB FURNACE COIL SHELF KIT | |

# RE Electric Furnaces

## For Mobile Homes



- A/C and Heat Pump ready up to 4.0 tons
- Built in full sized coil cabinet
- Built-in circuit breakers for safety and dependability
- Nichrome heating elements for long lasting efficient heat
- 1-year warranty on furnace
- 2-year warranty on parts
- 10-year warranty on heat exchanger parts

**Specifications**

| Model No. | Output (BUTH) | Watts | Blower Wheel Size (In) | Motor Speed, HP Rating (Amps) | Air Filter Standard (In) | Dimensions H x W x D (In) |
|---|---|---|---|---|---|---|
| RE9D/U10C4 | 35,000 | 10.4 | 10.5 Diameter 8 Wide | 4 Speed 1/3 HP, 29 Amps | 16 x 20 x 1 Nominal | 60.63 x 20 x 24.5 |
| RE9D/U12C4 | 41,000 | 12.0 | | | | |
| RE9D/U15C4 | 53,000 | 15.4 | | | | |
| RE9D/U20C4 | 70,000 | 20.4 | | | | |

| STD PKG | U/M | BERCOR NUMBER | DESCRIPTION | PC-1 EACH |
|---|---|---|---|---|
| 1 | EA | 85117 | RE9D10C4 61X20X24.5 35,000BTU10KW DF ELECTRIC REVOLV MH FURNACE | |
| 1 | EA | 85118 | RE9D12C4 61X20X24.5 41,000BTU12KW DF ELECTRIC REVOLV MH FURNACE | |
| 1 | EA | 85119 | RE9D15C4 61X20X24.5 53,000BTU15KW DF ELECTRIC REVOLV MH FURNACE | |
| 1 | EA | 85120 | RE9D20C4 61X20X24.5 70,000BTU20KW DF ELECTRIC REVOLV MH FURNACE | |

# M Series Manufactured Housing Evaporator Coils



- Filter friendly top plate allows an air filter to be placed directly on top of coil
- Sized out downturned headers for easy line brazing
- Sweat connections with available quick connect stub kits
- TXV with all threded connections; no brazing required
- Coils charged with dry air for greater flexibility with both R-22 and R-410A applications

**NOTE: Factory installed expansion valve is for R-410A air conditioning use only. Change for R-22 or heat pump applications.**

| Model No. | Nominal Tonnage | Pan Width (In.) | Pan Depth (In.) | Coil Height | Weight (Lbs.) |
|---|---|---|---|---|---|
| M3 6E326 | 1.5–3 | 18 | 19-1/2 | 15 | 8 |
| M36E346 | 1.5–3 | 18 | 19-1/2 | 19 | 8 |
| M60E596 | 1.5–5.0 | 18 | 19-1/2 | 19 | 8 |

| STD PKG | U/M | BERCOR NUMBER | DESCRIPTION | PC-1 EACH |
|---|---|---|---|---|
| 8 | EA | 84044 | M36E326 1.5-3 TON 18X19.5X15 MOBILE HOME COIL | |
| 8 | EA | 84045 | M36E346 2.5-3.5 TON 18X19.5X19 MOBILE HOME COIL | |
| 8 | EA | 84046 | M60E596 3.5-5.0 TON 18X19.5X19 MOBILE HOME M COIL | |

# WILLIAMS Monterey Plus Top-Vent Gravity Furnaces

## Natural Gas, Standing Pilot


3509822


5009822

### Design Features

- For homes, schools, cabins, apartments, offices and shops.
- Patented, side-relief opening draft hood design reduces flue gas temperature to minimize normal heat loss
- Automatic temperature and safety controls
- Matchless Pilot Igniter
- Require no electricity. A self generating millivolt thermostat included. May be wall- or cabinet-mounted.
- Soft-white, powder-coated, high-heat resistant finish.

### 3509822 Single-SIded

Single-sided units can be recessed or surface mounted.

### 50096 Double-Sided Model

Dual-wall model will hat two or more rooms. Conveniently installs in the wall to heat two adjacent rooms (25,000 Btu/hr. on each side).

| Model. No | Input BTU/Hr. | Output BTU/Hr. | Thermal Efficiency | Cabinet Dimensions (In.) | | | Shipping Weight (Lbs.) |
|---|---|---|---|---|---|---|---|
| | | | | Width | Height | Depth | |
| 3509822 | 35,000 | 25,000 | 71% | 16 | 65-3/4 | 6 | 83 |
| 5009822 | 50,000 | 39,100 | 78% | 16 | 66- 3/4 | 6 (each side) | 137 |

### Furnaces

| STD PKG | U/M | BERCOR NUMBER | DESCRIPTION | PC-1 EACH |
|---|---|---|---|---|
| 1 | EA | 61222 | 3509822 35000 BTU NAT MONTEREY HTR | |
| 1 | EA | 61225 | 5009822 50000 BTU NAT MONTEREY HTR | |

### LP Kits

| | | | | |
|---|---|---|---|---|
| 1 | EA | 61132 | 8902 LP CONVERSION KIT FOR 35K | |
| 1 | EA | 61134 | 8903 LP CONVERSION KIT FOR 50K | |
| 1 | EA | 61150 | 8908 35098 SERIES LP CONVERSION KIT | |
| 1 | EA | 61158 | 8909 50098 SERIES LP CONVERSION KIT | |

### Accessory

| | | | | |
|---|---|---|---|---|
| 1 | EA | 61531 | 9902 VENT ADAPTER | |

# WILLIAMS Direct-Vent Gravity Furnaces

## Natural Gas, Standing Pilot



- For garage, workshop, or anywhere heat is needed.
- May be wall or cabinet mounted.
- Sealed combustion; uses no inside air.
- Requires no electricity. Self-generating milliVolt thermostat that can be cabinet- or wall-mounted included.
- Matchless pilot ignitor.
- All vent material included—ready to install.
- Optional blower fits inside casing.

| Model No. | Input BTU/Hr. | Output BTU/Hr. | Cabinet Dimensions (In.) | | | Shipping Weight (Lbs.) |
|---|---|---|---|---|---|---|
| | | | Width | Height | Depth | |
| 1403822 | 14,000 | 10,200 | 18 | 26-3/4 | 7-1/8 | 56 |
| 2203822 | 22,000 | 16,462 | 32-1/8 | 28 | 10-1/4 | 98 |
| 3003822 | 30,000 | 21,800 | 32-1/8 | 28 | 10-1/4 | 100 |

### Furnaces

| STD PKG | U/M | BERCOR NUMBER | DESCRIPTION | PC-1 EACH |
|---|---|---|---|---|
| 1 | EA | 61215 | 1403822 14000BTU NAT DV HOME HTR | |
| 1 | EA | 61201 | 2203822 22000 BTU NAT DV HOME HTR | |
| 1 | EA | 61231 | 3003822 30000BTU NAT DV HOME HTR | |

### LP Kits

| | | | | |
|---|---|---|---|---|
| 1 | EA | 61232 | 8939 14K 1403822 LP CONVERSION KIT | |
| 1 | EA | 61233 | 8940 22K 2203822 LP CONVERSION KIT | |
| 1 | EA | 61234 | 8941 30K 3003822 LP CONVERSION KIT | |

### Accessory

| | | | | |
|---|---|---|---|---|
| 1 | EA | 61162 | 9306 DIRECT VENT REPLACEMENT CAP | |

# WILLIAMS Forsaire Direct-Vent Counterflow Furnaces

## Natural Gas



- Sealed combustion; uses no inside air.
- Combustion products discharged outdoors through wall vent.
- 24V thermostat included.
- Counterflow design can be recessed or surface mounted.
- Counterflow blower circulates warm air ceiling to floor.
- For homes, apartments, offices, schools, cabins, etc.
- Automatic temperature and safety controls.
- Soft-white, powder-coated, high-heat resistant finish.

| Model No. | Input BTU/Hr. | Output BTU/Hr. | Thermal Efficiency | Cabinet Dimensions (In.) | | | Shipping Weight (Lbs.) |
|---|---|---|---|---|---|---|---|
| | | | | Width | Height | Depth | |
| 4007732 | 40,000 | 32,000 | 80% | 14-1/8 | 77-3/8 | 11-3/4 | 146 |
| 6007732 | 60,000 | 47,000 | 78% | 14-1/8 | 90 | 11-3/4 | 140 |
| 4007332 | 40,000 | 32,000 | 80% | 14-1/8 | 77-3/8 | 11-3/4 | 126 |
| 5507332 | 55,000 | 55,000 | 77% | 14-1/8 | 87 | 11-3/4 | 140 |

### Standing Pilot Furnaces

| STD PKG | U/M | BERCOR NUMBER | DESCRIPTION | PC-1 EACH |
|---|---|---|---|---|
| 1 | EA | 61206 | 4007732 40000BTU NAT FORSAIRE HTR | |
| 1 | EA | 61207 | 6007732 60000 BTU NAT FORSAIRE HTR 2 CTNS | |

### Intermittent Ignition Furnaces

| | | | | |
|---|---|---|---|---|
| 1 | EA | 61606 | 4007332 40000BTU NAT FORSAIRE HTR | |
| 1 | EA | 61605 | 5507332 55000BTU NAT FORSAIRE HTR 2 CTNS | |

### LP Kits

| | | | | |
|---|---|---|---|---|
| 1 | EA | 61654 | 7686 LP CONVERSION KIT FOR 40K | |
| 1 | EA | 61679 | 7222 LP CONVERSION KIT FOR 55K | |
| 1 | EA | 61684 | 7689 LP CONVERSION KIT FOR 62.5K | |
| 1 | EA | 61145 | 7728 40073 & 40077 SERIES LP CONVERSION KIT | |
| 1 | EA | 61146 | 7730 55073 SERIES LP CONVERSION KIT | |
| 1 | EA | 61147 | 7732 60077 SERIES LP CONVERSION KIT | |

### Accessories

| | | | | |
|---|---|---|---|---|
| 1 | EA | 61141 | 4701 FORSAIRE TRIM STRIP | |
| 1 | EA | 61610 | 6703 7DG2W 2 WAY DIFFUSING GRILLE | |
| 1 | EA | 61620 | 9808 24" VENT TUBE | |

# WILLIAMS Forsaire Top-Vent Counterflow Furnaces

## Natural Gas



- Top-vent models are vented vertically through ceiling and roof.
- Combustion products discharged outdoors through wall vent.
- 24V wall thermostat included.
- For homes, apartments, offices, schools, cabins, etc.
- Automatic temperature and safety controls.
- Soft-white, powder-coated, high-heat resistant finish.
- Counterflow blower circulates warm air ceilling to floor.

| Model. No | Input BTU/Hr. | Output BTU/Hr. | Thermal Efficiency | Cabinet Dimensions (In.) | | | Shipping Weight (Lbs.) |
|---|---|---|---|---|---|---|---|
| | | | | Width | Height | Depth | |
| 3508632 | 35,000 | 28,000 | 80% | 14-1/8 | 72-1/2 | 10-1/4 | 90 |
| 5008632 | 50,000 | 40,000 | 80% | 14-1/8 | 81 | 10-1/4 | 99 |
| 6008532 | 60,000 | 47,000 | 82% | 14-1/8 | 80-1/4 | 10-1/4 | 121 |
| 6508632 | 65,000 | 48,000 | 74% | 14-1/8 | 87 | 10-1/4 | 107 |
| 3508232 | 35,000 | 28,000 | 80% | 14-1/8 | 72-1/2 | 10-1/4 | 95 |
| 5508232 | 55,000 | 42,500 | 77% | 14-1/8 | 87 | 10-1/4 | 113 |

### Standing Pilot Furnaces

| STD PKG | U/M | BERCOR NUMBER | DESCRIPTION | PC-1 EACH |
|---|---|---|---|---|
| 1 | EA | 61613 | 3508632 35000BTU NAT FORSAIRE HTR | |
| 1 | EA | 61203 | 5008632 50000 BTU NAT FORSAIRE HTR | |
| 1 | EA | 61947 | 6008532A 60000BTU NAT MAGNUM FORSAIRE HTR | |
| 1 | EA | 61210 | 6508632 65000 BTU NAT FORSAIRE HTR | |

### Intermittent Ignition Furnaces

| | | | | |
|---|---|---|---|---|
| 1 | EA | 61202 | 3508232 35000 BTU NAT FORSAIRE HTR | |
| 1 | EA | 61205 | 5508232 55000 BTU NAT FORSAIRE HTR | |

### LP Kits

| | | | | |
|---|---|---|---|---|
| 1 | EA | 61652 | 7718 LP CONVERSION KIT FOR 35K | |
| 1 | EA | 61678 | 7720 LP CONVERSION KIT FOR 50K | |
| 1 | EA | 61679 | 7688 LP CONVERSION KIT FOR 55K | |
| 1 | EA | 61685 | 7690 LP CONVERSION KIT FOR 65K | |
| 1 | EA | 61142 | 7716 35082 SERIES LP CONVERSION KIT | |
| 1 | EA | 61143 | 7722 55082 SERIES LP CONVERSION KIT | |
| 1 | EA | 61144 | 7726 65086 SERIES LP CONVERSION KIT | |
| 1 | EA | 61149 | 7741 60085A SERIES LP CONVERSION KIT | |

### Accessories

| | | | | |
|---|---|---|---|---|
| 1 | EA | 61141 | 4701 FORSAIRE TRIM STRIP | |
| 1 | EA | 61610 | 6703 7DG2W 2 WAY DIFFUSING GRILLE | |
| 1 | EA | 61618 | 6801 7R02W REAR OUTLET KIT 10" | |
| 1 | EA | 61624 | 9929 9RVK04 OVAL VENT STARTER F/TOP VENTS | |
| 1 | EA | 61531 | 9902 VENT ADAPTER | |

# WILLIAMS Vented Gas Hearth Console Heaters

## Glass-Front, Fireplace-Look



- Standing pilot
- Built-in draft diverter to permit close-to-wall installation.
- Factory installed ceramic fiber logs.
- Continous seam-welded aluminized steel combustion chambers for maximum safety, circulation, durability and heat transfer.
- Cabinet or wall-mounted MV thermostat
- Low BTU/Hr.-type pilot for reduced fuel consumption.
- Vent shut-off system for added safety.
- Contemporary, heat resistant finish to blend with any decor.
- Equipped with blower.

| Model. No | Input BTU/Hr. | Output BTU/Hr. | Vent Size (In.) | Cabinet Dimensions (In.) | | | Shipping Weight (Lbs.) |
|---|---|---|---|---|---|---|---|
| | | | | Width | Height | Depth | |
| 3502922A | 35,000 | 25,000 | 4 | 25 | 28-7/8 | 15-3/8 | 90 |
| 5002922 | 50,000 | 37,500 | 4 | 30 | 32-7/8 | 16 | 112 |
| 5002922A | 50,000 | 34,500 | 4 | 30 | 32-7/8 | 16 | 117 |
| 6502922A | 65,000 | 47,000 | 5 | 34 | 32-7/8 | 19-5/8 | 144 |

### Heaters

| STD PKG | U/M | BERCOR NUMBER | DESCRIPTION | PC-1 EACH |
|---|---|---|---|---|
| 1 | EA | 61219 | 3502922A 35000 BTU NAT VENTED HEARTH HTR | |
| 1 | EA | 61661 | 5002922 50000BTU NAT VENTED HEARTH HTR | |
| 1 | EA | 61223 | 5002922A 50000 BTU NAT VENTED HEARTH HTR | |
| 1 | EA | 61228 | 6502922A 65000 BTU NAT VENTED HEARTH HTR | |

### LP Kits

| | | | | |
|---|---|---|---|---|
| 1 | EA | 61136 | 8932 LP CONVERSION KIT FOR 35K | |
| 1 | EA | 61135 | 8933 LP CONVERSION KIT FOR 50K | |
| 1 | EA | 61137 | 8934 LP CONVERSION KIT FOR 65K | |
| 1 | EA | 61159 | 8946 350A SERIES LP CONVERSION KIT | |
| 1 | EA | 61160 | 8947 500A SERIES LP CONVERSION KIT | |
| 1 | EA | 61161 | 8948 650A SERIES LP CONVERSION KIT | |

### Accessories

| | | | | |
|---|---|---|---|---|
| 1 | EA | 61140 | 2102 120V 150 CFM BLOWER KIT | |
| 1 | EA | 61626 | 4163 BLACK FLOORBOARD FOR 50K & 65K | |
| 1 | EA | 61623 | 4167 BLACK FLOORBOARD FOR 20K & 35K | |

# WILLIAMS Vented Gas Hearth Console Heaters

## Enclosed Front Models



- Built-in draft diverter to permit close-to-wall installation.
- Continuous seam-welded aluminized steel combustion chambers for maximum safety, circulation, durability and heat trasnfer.
- Low BTU/Hr.-type pilot
- Vent shut-off system
- Equipped with blower.

| Model. No | Input BTU/Hr. | Output BTU/Hr. | Vent Size (In.) | Cabinet Dimensions (In.) | | | Shipping Weight (Lbs.) |
|---|---|---|---|---|---|---|---|
| | | | | Width | Height | Depth | |
| 3501922A | 35,000 | 25,000 | 4 | 25 | 28-7/8 | 15-3/8 | 83 |
| 5001922 | 50,000 | 37,500 | 4 | 30 | 32-7/8 | 16 | 112 |
| 6501922A | 65,000 | 47,000 | 5 | 34 | 32-7/8 | 19-5/8 | 137 |

### Heaters

| STD PKG | U/M | BERCOR NUMBER | DESCRIPTION | PC-1 EACH |
|---|---|---|---|---|
| 1 | EA | 61212 | 3501922A 35000 BTU NAT VENTED HTR | |
| 1 | EA | 61653 | 5001922A 50000BTU NAT VENTED HTR | |
| 1 | EA | 61227 | 6501922A 65000 BTU NAT VENTED HTR | |

### LP Kits

| | | | | |
|---|---|---|---|---|
| 1 | EA | 61159 | 8946 350A SERIES LP CONVERSION KIT | |
| 1 | EA | 61160 | 8947 500A SERIES LP CONVERSION KIT | |
| 1 | EA | 61161 | 8948 650A SERIES LP CONVERSION KIT | |

# WILLIAMS Forsaire Counterflow Furnace

## Electric



- For homes, apartments, offices, schools, etc.
- Counterflow blower system circulates ceiling-to-floor warm air.
- CSA Listed
- Automatic fan controls and safety devices.
- Soft-white, powder-coated, high-heat resistant finish.
- Wall-mounted thermostat included.

| STD PKG | U/M | BERCOR NUMBER | DESCRIPTION | PC-1 EACH |
|---|---|---|---|---|
| 1 | EA | 61229 | 3144030 31400 BTU ELECTRIC FORSAIRE HTR | |

# WILLIAMS Accessories

| For Use with the Following | STD PKG | U/M | BERCOR NUMBER | DESCRIPTION | PC-1 EACH |
|---|---|---|---|---|---|
| Chamberlain 22036, 30036 | 1 | EA | 61224 | 2302 BLOWER PACKAGE | |
| Chamberlain 14036 | 1 | EA | 61683 | 2303 BLOWER PACKAGE | |
| Monterey SRO 35096, 50096 | 1 | EA | 61221 | 2901 9FG41 BLOWER PACKAGE | |
| Chamberlain 22036, 30036 | 1 | EA | 61226 | 9301 6VE15B VENT EXT PKG | |

# WILLIAMS Parts

| For Use with the Following | STD PKG | U/M | BERCOR NUMBER | DESCRIPTION | PC-1 EACH |
|---|---|---|---|---|---|
| DNV40 | 1 | EA | 66157 | 160994 NAT GAS VALVE | |
| DNV40 | 1 | EA | 66319 | 230510 MICRO SWITCH | |
| DNV40 | 1 | EA | 66321 | 230681 MICRO SWITCH | |
| DNV40 | 1 | EA | 66323 | 231136 MOTOR | |
| Direct Vent Models | 1 | EA | 66329 | 231950 FLAME SENSOR PROBE | |
| DNV25 & 40 | 1 | EA | 66328 | 231959 GLO-BAR | |
| DNV40 | 1 | EA | 66167 | 232774 WIRING HARNESS F/40K THRU-THE-WALL FURNACE | |
| DNV25 | 1 | EA | 66165 | 232775 WIRING HARNESS F/25K THRU-THE-WALL FURNACE | |
| All RHB and EHB Consoles; 2101and 2102, "B" Blower | 1 | EA | 61500 | 7106 MOTOR REPLACEMENT KIT | |
| All Consoles | 1 | EA | 61925 | 7109 FAN LIMIT SWITCH W/ADJ TEMP | |
| DV Home Furnaces | 1 | EA | 61941 | 7131 GAS VALVE REPL KIT | |
| Consoles | 1 | EA | 61943 | 7135 GAS VALVE REPL KIT | |
| 50M Monterey | 1 | EA | 61944 | 7137 GAS VALVE REPL KIT | |
| 40M DV IID | 1 | EA | 61602 | 7707 NAT GAS REPL KIT F/40M DV IID | |
| Monterey; Forsaire TV; Mobile | 1 | EA | 61499 | 7735 P323379 VENT LIMIT SWITCH | |
| 35M Forsaire TV | 1 | EA | 61506 | 7810 MOTOR REPLACEMENT KIT | |
| 65M Forsaire TV; All Forsaire Mag. | 1 | EA | 61915 | M107087 11 1/4 DIAMETER 1/2 BORE FAN BLADE | |
| All Forsaires | 1 | EA | 61501 | P024200 TRANSFORMER | |
| 50M, 55M Forsaire TV; 55M, 62M Forsaire DV | 1 | EA | 61503 | P062101 MOTOR | |
| 40M Forsaire DV | 1 | EA | 61497 | P151101 MOTOR | |
| 14M, 22M, 30M Direct Vents | 1 | EA | 60067 | P179500 PILOT | |
| All Forsaire DV, TV, and Mag. TV | 1 | EA | 61514 | P200200 FAN SWITCH | |
| 40M Forsaire DV; 50M, 65M Forsaire TV | 1 | EA | 61515 | P200300 LIMIT SWITCH | |
| 50M, 55M Forsaire TV; 40M, 55M, 62M Forsaire DV | 1 | EA | 61517 | P200600 12" FAN BLADE | |
| All Forsaires | 1 | EA | 61502 | P254000 THERMOCOUPLE | |
| All Chamberlain; All Forsaire DV | 1 | EA | 61921 | P285500 MANUAL SPARK IGNITOR | |
| DV Home Furnaces | 1 | EA | 61689 | P295200A VALVE | |
| 60M Forsaire TV | 1 | EA | 61529 | P296201 FAN DISC SWITCH | |
| 35M Forsaire TV | 1 | EA | 60040 | P300500 FAN BLADE | |
| 35M Forsaire TV | 1 | EA | 60056 | P309600 LIMIT SWITCH | |
| 50M Monterey SRO (Bat Wing) | 1 | EA | 60045 | P320758 CARRYOVER PILOT NAT | |
| 2901, 9FG41 Blower Accessory | 1 | EA | 61496 | P320905 2-SPD MOTOR | |
| 65M Forsaire TV; 62M Forsaire DV; All Forsaire Mag. | 1 | EA | 60044 | P321601 MOTOR | |
| 35M, 50M, 65M Forsaire | 1 | EA | 60059 | P321900 IGNITION CONTROL | |
| All Forsaire Mag. | 1 | EA | 60057 | P321958 VENT LIMIT SWITCH | |
| Monterey; Chamberlain; Consoles | 1 | EA | 61682 | P322016 MV THERMOSTAT | |
| 50M, 65M Forsaire TV | 1 | EA | 61936 | P322391 TERMINAL BLOCK THERMOCOUPLE | |
| Monterey, Magnum Plus, Consoles | 1 | EA | 60071 | P323011 VALVE WALL STAT NAT | |
| All Consoles | 1 | EA | 61914 | P323096 FAN SWITCH | |
| All Forsaires | 1 | EA | 60062 | P323209 VALVE 24V STAND PILOT NAT | |
| 35M Monterey; Consoles | 1 | EA | 61680 | P323411 (P501617) PILOT PG-9 W/GENERATOR FOR 35M | |
| All Chamberlain | 1 | EA | 61690 | P323415 (P322398) PILOT PG-9 W/GENERATOR | |
| 40M and 55M Forsaire | 1 | EA | 60068 | P323418 PILOT | |
| 65M Consoles | 1 | EA | 61924 | P500118 VENT LIMIT SWITCH FOR 65M | |
| 50M Consoles | 1 | EA | 61913 | P500406 VENT LIMIT SWITCH FOR 50M | |
| 35M Consoles | 1 | EA | 61912 | P500472 VENT LIMIT SWITCH FOR 35M | |

# ADAMS MANUFACTURING COMPANY Parts and Accessories

## For KAS/EKAS Series Unit Heaters

| Use with Model | STD PKG | U/M | BERCOR NUMBER | DESCRIPTION | PC-1 EACH |
|---|---|---|---|---|---|
| All Prior 1988 | 1 | EA | 60715 | 6318B1 FAN SWITCH | |

# ALLIED Commercial LF24 Compact and Gas Fired Unit Heaters



**Standard**



**Compact**

## Features

- **Heating System:** 24-volt redundant combination gas control valve, solid-state electronic direct spark ignition, electronic flame sensor control, and pressure switch.
- **Inshot Burners:** Constructed of aluminized steel. Removable from unit for ease of service.
- **Tubular Heat Exchanger:** Aluminized steel for superior resistance to corrosion and oxidation. Curving design allows complete exposure of heating surfaces to supply air stream. Round tube surfaces allow for excellent heat transfer.
- **Limit Control:** Fixed temp. setting to protect unit from abnormal operating conditions.
- **Cabinet:** Heavy gauge painted steel. Inside insulation keeps outer cabinet surface low. Adjustable louvers for control of air flow direction.
- Approved for vertical or horizontal venting.

## Standard Models

- For commercial applications.
- 80.5% efficient.
- 115,000 to 390,000 BTUH input.

## Compact Models

- For garages and non-confined living spaces.
- 81% efficient.
- 30,000 to 75,000 BTUH input.

## Warranties—Standard Models

- 10-year limited warranty on aluminized steel heat exchanger.
- 1 year limited warranty on all other covered components.

## Warranties—Compact Models

- 5 year limited warranty on solid state ignition module in residential applications.
- 1 year limited warranty on solid state ignition module in non-residential applications.

## CSA Certified

| Model No. | Heating Input* | Heating Output** | Efficiency | Flue Size (In.)‡ | Gas Line Natural | Gas Line LP | Electrical | Shipping Weight |
|---|---|---|---|---|---|---|---|---|
| **Standard Unit Heaters** | | | | | | | | |
| LF24-115A | 115,000 | 92,000 | 80% | 4 | 1/2 | 1/2 | 115/60/1 | 140 |
| LF24-145A | 145,000 | 116,000 | 80% | 4 | 1/2 | 1/2 | 115/60/1 | 150 |
| LF24-175A | 172,500 | 138,000 | 80% | 5 | 1/2 | 1/2 | 115/60/1 | 165 |
| LF24-200A | 195,000 | 156,000 | 80% | 5 | 1/2 | 1/2 | 115/60/1 | 165 |
| LF24-230A | 230,000 | 184,000 | 80% | 5 | 3/4 | 3/4 | 115/60/1 | 270 |
| LF24-250A | 250,000 | 241,500 | 80.5% | 6 | 3/4 | 3/4 | 115/60/1 | 305 |
| LF24-300A | 300,000 | 201,250 | 80.5% | 5 | 3/4 | 3/4 | 115/60/1 | 285 |
| LF24-345A | 245,000 | 276,000 | 80% | 6 | 3/4 | 3/4 | 115/60/1 | 310 |
| LF24-400A | 390,000 | 312,000 | 80% | 6 | 3/4 | 3/4 | 115/60/1 | 310 |
| **Compact Unit Heaters** | | | | | | | | |
| LF24-30A† | 30,000 | 24,300 | 81% | 3 | 1/2 | 1/2 | 115/60/1 | 60 |
| LF24-45A† | 45,000 | 36,500 | 81% | 3 | 1/2 | 1/2 | 115/60/1 | 63 |
| LF24-60A† | 60,000 | 48,000 | 80% | 4 | 1/2 | 1/2 | 115/60/1 | 87 |
| LF24-75A† | 75,000 | 60,000 | 80% | 4 | 1/2 | 1/2 | 115/60/1 | 91 |

* Heating input same for natural or L.P. gas.
** Heating output same for natural or L.P. gas.
‡ Round pipe adaptor is furnished with heater for flue connection.
† Stainless steel venting material from DuraVent can be found in the Chimney and Venting section in Group 4 of this catalog.

## Standard Unit Heaters

**Prices Available on Request**

| Dimensions H x W x D | STD PKG | U/M | BERCOR NUMBER | DESCRIPTION |
|---|---|---|---|---|
| 32-3/16 x 20-3/16 x 31-5/16 | 1 | EA | 60956 | LF24-115A 115,000 BTU UNIT HEATER 23W52 |
| 32-3/16 x 20-3/16 x 31-5/16 | 1 | EA | 60961 | LF24-145A 145,000 BTU UNIT HEATER 23W54A |
| 32-3/16 x 23-1/8 x 31-5/16 | 1 | EA | 60966 | LF24-175A 175,000 BTU UNIT HEATER 23W56A |
| 32-3/16 x 23-1/8 x 31-5/16 | 1 | EA | 60968 | LF24-200A 200,000 BTU UNIT HEATER 89K88A |
| 32-3/16 x 41-1/8 x 31-5/16 | 1 | EA | 84625 | LF24-250A 250,000 BTU UNIT HEATER 26J78A |
| 32-3/16 x 41-1/8 x 31-5/16 | 1 | EA | 60973 | LF24-230A 230,000 BTU UNIT HEATER 23W58A |
| 32-3/16 x 41-1/8 x 31-5/16 | 1 | EA | 60976 | LF24-300A 300,000 BTU UNIT HEATER 26J80A |
| 32-3/16 x 41-1/8 x 31-5/16 | 1 | EA | 60978 | LF24-345A 345,000 BTU UNIT HEATER 65K97A |
| 32-3/16 x 41-1/8 x 31-5/16 | 1 | EA | 60984 | LF24-400A 400,000 BTU UNIT HEATER 86K41A |

## Compact Unit Heaters

| | | | | |
|---|---|---|---|---|
| 12 x 25 x 18-1/2 | 1 | EA | 60936 | LF24-30A 30,000 BTU COMPACT UNIT HEATER 40K86A |
| 12 x 25 x 18-1/2 | 1 | EA | 60937 | LF24-45A 45,000 BTU COMPACT UNIT HEATER 40K87A |
| 17 x 25 x 18-1/2 | 1 | EA | 60939 | LF24-60A 60,000 BTU COMPACT UNIT HEATER 11L41A |
| 17 x 25 x 18-1/2 | 1 | EA | 60940 | LF24-75A 75.000 BTU COMPACT UNIT HEATER 11L42A |

*Continued on the Following Page*

***Continued from the Previous Page***

### LP Kits

| Fits the Following Units | STD PKG | U/M | BERCOR NUMBER | DESCRIPTION | PC-1 EACH |
|---|---|---|---|---|---|
| Compact 30A, 45A, 60A, 75A | 1 | EA | 65816 | 20L05 LP KIT FOR LF24-30,45,60,75 | |
| Standard 400A | 1 | EA | 65727 | 20L06 LP KIT FOR LF24-400A | |
| Standard 200A | 1 | EA | 65728 | 20L07 LP KIT FOR LF24-200A | |
| Standard 115A, 145A, 175A | 1 | EA | 66901 | 63J56 LP KIT FOR LF24-115/145/175 | |
| Standard 230, 345 | 1 | EA | 66902 | 63J57 LP KIT FOR LF24-230/345 | |
| Standard 250, 300 | 1 | EA | 84624 | 45L88 LP KIT FOR LF24-250/300 | |

## ALLIED Commercial Parts for Commercial Unit Heaters

| STD PKG | U/M | BERCOR NUMBER | DESCRIPTION | PC-1 EACH |
|---|---|---|---|---|
| 1 | EA | 66951 | 10J58 T6-2102 IGNITION CONTROL | |
| 1 | EA | 66949 | 13H33 R38320B001 GAS VALVE | |
| 1 | EA | 66953 | 17J56 65209300 ELECTRODE SENSOR | |
| 1 | EA | 66952 | 17J57 65209400 ELECTRODE IGNITOR | |
| 1 | EA | 66977 | 17J58 T6-2110 BURNER | |
| 1 | EA | 66963 | 19J04 65237500 IND DRAFT BLOWER | |
| 1 | EA | 66956 | 19J81 65208800 LIMIT CONTROL | |
| 1 | EA | 66964 | 20J89 65204100 FLUE BLOWER | |
| 1 | EA | 66975 | 20J92 5IN 65200400 FLUE ADAPTOR | |
| 1 | EA | 66950 | 20J96 GAS VALVE | |
| 1 | EA | 66957 | 20J98 65220500 LIMIT CONTROL | |
| 1 | EA | 66978 | 20J99 65207900 SPILL SWITCH | |
| 1 | EA | 66960 | 26W76 .40IN WC 65289200 PRESSURE SWITCH | |
| 1 | EA | 66980 | 27K79 65257300 LIMIT CONTROL | |
| 1 | EA | 66948 | 28J76 65211811 HEAT EXCHANGER | |
| 1 | EA | 69207 | 43H89 K10 CONDENSER RELAY | |
| 1 | EA | 60537 | 46K13 20IN FAN BLADE R41518-001 | |
| 1 | EA | 63459 | 46K90 R41667-001 COMBUSTION GASKET | |
| 1 | EA | 66967 | 60905 14" 65248500 FAN BLADE | |
| 1 | EA | 66954 | 78H55 120V 65209700 TRANSFORMER | |
| 1 | EA | 66993 | 85K35 65208200 GAS VALVE (60J91) | |
| 1 | EA | 66965 | 96M54 65333000 1/8HP 115V FAN MOTOR 33J39 | |
| 1 | EA | 63436 | ALPKT550 LP KIT GC93 & GU93 | |
| 1 | EA | 67406 | ALPKT516-4 LP KIT F/GUJ,GUK,GCJ,GHJ | |
| 1 | EA | 60535 | R40923-015 LIMIT SWITCH | |
| 1 | EA | 60541 | R43110-002 IGNITION CONTROL KIT | |

# REZNOR® UDAP Low Static Axial Fan Unit Heaters

## Power Vented




Reznor® V3 Series Model UDAP gas-fired unit heaters are available in 14 sizes ranging from 30,000 to 400,000 BTUH gas input. Sizes 30–125 are approved for residential application. All sizes are approved for comm./ industrial installations. Model UDAP heaters are designed for 82–84% thermal efficiency and are approved for installation in the United States and Canada by the Canadian Standards Association (CSA).

- New T-core 2® design titanium stabilized aluminized steel heat exchanger (patent pending).
- New T-core 2® design single burner combustion system including a one-piece burner assembly (patent pending)
- 115/1/60 supply voltage.
- 115 volt open fan motor with internal overload protection.
- Transformer for 24-volt controls.
- Integrated circuit board with diagnostic indicator lights.
- Fan relay (included on the circuit board).
- Multi-try direct spark ignition with 100% lockout.
- Natural or propane single-stage gas valve (field adjustable for operation to 9,000 ft. elevation).
- Vibration/noise isolated fan and venter motors designed for low noise operation.
- 2-pt and 4-pt suspension standard on all sizes.
- External terminal strip for 24-volt wiring.
- External gas connection.
- Full fan guard engineered for safety.
- Improved cabinet design with less visible hardware and a new Reznor appearance.
- Design certified by SA and CGA.

| Model No. | 30 | 45 | 60 | 75 | 100 | 125 | 150 | 175 | 200 | 225 | 250 | 300 | 350 | 400 |
|---|---|---|---|---|---|---|---|---|---|---|---|---|---|---|
| BTUH Input | 30,000 | 45,000 | 60,000 | 75,000 | 105,000 | 120,000 | 150,000 | 175,000 | 200,000 | 225,000 | 250,000 | 300,000 | 350,000 | 400,000 |
| Thermal Eff. (%) | 82 | 83 | 83 | 84 | 84 | 84 | 83 | 83 | 83 | 83 | 83 | 83 | 83 | 83 |
| BTUH Output* | 24,600 | 37,350 | 49,800 | 63,000 | 88,200 | 100,800 | 124,500 | 145,250 | 166,000 | 186,750 | 207,500 | 249,000 | 290,500 | 332,000 |
| Gas Conn. (In.) Nat. ‡ | 1/2 | 1/2 | 1/2 | 1/2 | 1/2 | 1/2 | 1/2 | 1/2 | 1/2 | 3/4 | 3/4 | 3/4 | ¾ | 3/4 |
| Vent Conn. Size (In.) Diameter† | 4 | 4 | 4 | 4 | 4 | 4 | 5 | 5 | 5 | 5 | 5 | 6 | 6 | 6 |
| Control Amps (24V) | 1.0 | 1.0 | 1.0 | 1.0 | 1.0 | 1.0 | 1.0 | 1.0 | 1.0 | 1.0 | 1.0 | 1.0 | 1.0 | 1.0 |
| Full Load Amps (115V) | 1.9 | 2.4 | 2.4 | 3.3 | 3.9 | 5.1 | 3.8 | 3.8 | 4.6 | 7.5 | 7.5 | 10.7 | 10.7 | 10.7 |
| Max. Over Current Protection (115V)D | 15 | 15 | 15 | 15 | 15 | 15 | 15 | 15 | 15 | 15 | 15 | 20 | 20 | 20 |
| Fan Motor HP** | 0.02 | 0.03 | 0.03 | 0.06 | 1/30 | 1/20 | 1/6 | 1/6 | 1/6 | 1/4 | 1/4 | 1/2 | 1/2 | 1/2 |
| Fan Motor RPM | 1550 | 1550 | 1550 | 1550 | 1050 | 1050 | 1050 | 1050 | 1050 | 1050 | 1050 | 1050 | 1050 | 1050 |
| Fan Diameter (In.) | 10 | 10 | 12 | 12 | 16 | 16 | 18 | 18 | 18 | 20 | 20 | 24 | 24 | 24 |
| Approx. Net Wt. (Lbs.) | 54 | 59 | 67 | 72 | 96 | 101 | 172 | 187 | 187 | 203 | 215 | 269 | 294 | 306 |
| Approx. Ship Wt. (Lbs.) | 61 | 66 | 74 | 79 | 118 | 123 | 204 | 219 | 219 | 245 | 257 | 321 | 346 | 358 |

* CSA ratings for altitudes to 2000 feet. ‡ Size shown is for gas to a single-stage gas valves, not supply line size.

† Smaller and/or larger vent pipe diameters may be permissible; refer to the Venting Installation Manual for Power Vented Units. D MOPD = 2.25 x (largest motor FLA) + smallest motor FLA. Answer is rounded to the nearest commercially available circuit breaker.

** All other

| STD PKG | U/M | BERCOR NUMBER | DESCRIPTION | PC-1 1-2 | PC-2 3 |
|---|---|---|---|---|---|
| 1 | EA | 67697 | RZUDAP30 30,000 BTUH V3 POWER VENT UNIT HEATER | | |
| 1 | EA | 67698 | RZUDAP45 45,000 BTUH V3 POWER VENT UNIT HEATER | | |
| 1 | EA | 67699 | RZUDAP60 60,000 BTUH V3 POWER VENT UNIT HEATER | | |
| 1 | EA | 67700 | RZUDAP75 75,000 BTUH V3 POWER VENT UNIT HEATER | | |
| 1 | EA | 67701 | RZUDAP100 100,000 BTUH V3 POWER VENT UNIT HEATER | | |
| 1 | EA | 67702 | RZUDAP125 125,000 BTUH V3 POWER VENT UNIT HEATER | | |
| 1 | EA | 67703 | RZUDAP150 150,000 BTUH V3 POWER VENT UNIT HEATER | | |
| 1 | EA | 67704 | RZUDAP175 175,000 BTUH V3 POWER VENT UNIT HEATER | | |
| 1 | EA | 67705 | RZUDAP200 200,000 BTUH V3 POWER VENT UNIT HEATER | | |
| 1 | EA | 67706 | RZUDAP225 225,000 BTUH V3 POWER VENT UNIT HEATER | | |
| 1 | EA | 67707 | RZUDAP250 250,000 BTUH V3 POWER VENT UNIT HEATER | | |
| 1 | EA | 67708 | RZUDAP300 300,000 BTUH V3 POWER VENT UNIT HEATER | | |
| 1 | EA | 67709 | RZUDAP350 350,000 BTUH V3 POWER VENT UNIT HEATER | | |
| 1 | EA | 67710 | RZUDAP400 400,000 BTUH V3 POWER VENT UNIT HEATER | | |

# REZNOR® UDAS Low Static Unit Heaters

## Separated Combustion




Reznor® V3 Series Model UDAS gas-fired separated combustion unit heaters are available in 14 sizes ranging from 30,000 to 400,000 BTUH gas input. Sizes 30–125 are approved for residential application. All sizes are approved for commercial/industrial installations. Model UDAS heaters are designed for 82–84% thermal efficiency and are approved for installation in the United States and Canada by the Canadian Standards Association (CSA).

- New T-core2® design titanium stabilized aluminized steel heat exchanger (patent pending).
- New T-core2® single burner combustion system including a one-piece burner assembly (patent pending).
- 115/1/60 supply voltage.
- Integrated circuit board with diagnostic indicator lights.
- Multi-try direct ignition with 100% lockout.
- Fan relay (included on the circuit board).
- Natural or propane single-stage gas valve (field adjustable for operation to 9,000 ft. elevation).
- Vibration/noise isolated fan and venter motors designed for low noise operation.
- 2-pt and 4-pt suspension standard on all sizes.
- External terminal strip for 24-volt wiring.
- External gas connection.
- Full fan guard engineered for safety.
- Improved cabinet design with less visible hardware and a new Reznor appearance.
- Design certified by SA and CGA.

| Model No. | 30 | 45 | 60 | 75 | 100 | 125 | 150 | 175 | 200 | 225 | 250 | 300 | 350 | 400 |
|---|---|---|---|---|---|---|---|---|---|---|---|---|---|---|
| BTUH Input | 30,000 | 45,000 | 60,000 | 75,000 | 105,000 | 120,000 | 150,000 | 175,000 | 200,000 | 225,000 | 250,000 | 300,000 | 350,000 | 400,000 |
| Thermal Eff. (%) | 82 | 83 | 83 | 84 | 84 | 84 | 83 | 83 | 83 | 83 | 83 | 83 | 83 | 83 |
| BTUH Output* | 24,600 | 37,350 | 49,800 | 63,000 | 88,200 | 100,800 | 124,500 | 145,250 | 166,000 | 186,750 | 207,500 | 249,000 | 290,500 | 332,000 |
| Gas Conn. (In.) Nat. [a] | 1/2 | 1/2 | 1/2 | 1/2 | 1/2 | 1/2 | 1/2 | 1/2 | 1/2 | 3/4 | 3/4 | 3/4 | 3/4 | 3/4 |
| Vent Conn. Size (In.) Diameter[b] | 4 | 4 | 4 | 4 | 4 | 4 | 5 | 5 | 5 | 5 | 5 | 6 | 6 | 6 |
| Combustion Air Inlet (In.) Dia.[c] | 4 | 4 | 4 | 4 | 4 | 4 | 6 | 6 | 6 | 6 | 6 | 6 | 6 | 6 |
| Control Amps (24V) | 1.0 | 1.0 | 1.0 | 1.0 | 1.0 | 1.0 | 1.0 | 1.0 | 1.0 | 1.0 | 1.0 | 1.0 | 1.0 | 1.0 |
| Full Load Amps (115V) | 1.9 | 2.4 | 2.4 | 3.3 | 3.9 | 5.1 | 3.8 | 3.8 | 4.6 | 7.5 | 7.5 | 10.7 | 10.7 | 10.7 |
| Max. Over Current Protection (115V)[d] | 15 | 15 | 15 | 15 | 15 | 15 | 15 | 15 | 15 | 15 | 15 | 20 | 20 | 20 |
| Fan Motor HP[e] | 0.02 | 0.03 | 0.03 | 0.06 | 1/30 | 1/20 | 1/6 | 1/6 | 1/6 | 1/4 | 1/4 | 1/2 | 1/2 | 1/2 |
| Fan Motor RPM | 1550 | 1550 | 1550 | 1550 | 1050 | 1050 | 1050 | 1050 | 1050 | 1050 | 1050 | 1050 | 1050 | 1050 |
| Fan Diameter (In.) | 10 | 10 | 12 | 12 | 16 | 16 | 18 | 18 | 18 | 20 | 20 | 24 | 24 | 24 |
| Approx. Net Wt. (Lbs.) | 55 | 60 | 68 | 73 | 97 | 102 | 173 | 188 | 188 | 204 | 216 | 270 | 295 | 307 |
| Approx. Ship Wt. (Lbs.) | 63 | 68 | 76 | 81 | 120 | 125 | 206 | 221 | 221 | 247 | 259 | 323 | 348 | 360 |

[a] CSA ratings for altitudes to 2000 feet.

[b] Size shown is for gas to a single-stage gas valves, not supply line size.

[c] Smaller or larger vent and combustion air pipes may be permissible; refer to the Venting Installation Manual for Separated Combustion Units.

[d] MOPD = 2.25 x (largest motor FLA) + smallest motor FLA. Answer is rounded to the nearest commercially available circuit breaker.

[e] All other information in this table is based on a heater equipped with a standard 115 volt open fan motor.

### Concentric Adapter Cross Reference

| UDAS Model Size | Vent Diameter (In.) | Combustion Air Dia. (In.) | SFT | | UDAS | | Horizontal or Vertical Vent Kits |
|---|---|---|---|---|---|---|---|
| | | | Bercor Number | Concentric Adapter | Bercor Number | Concentric Adapter | |
| 30–125 | 3 or 4 | 3 or 4 | N/A | 157155 | 67672 | 197086 | CC2 |
| 30–125 | 3 or 4 | 3 or 4 | N/A | 157157 | 67673 | 197090 | CC6 |
| 150–400 | 5 | 6 | N/A | None | 67674 | 197087 | CC2 |
| 150–400 | 5 | 6 | N/A | None | 67675 | 197091 | CC6 |

***Continued on the Following Page***

***Continued from the Previous Page***

### UDAS Unit Heaters

| STD PKG | U/M | BERCOR NUMBER | DESCRIPTION | PC-1 1-2 | PC-2 3 |
|---|---|---|---|---|---|
| 1 | EA | 67711 | RZUDAS30 30,000 BTUH V3 SEP.COMB.UNIT HEATER | | |
| 1 | EA | 67712 | RZUDAS45 45,000 BTUH V3 SEP.COMB.UNIT HEATER | | |
| 1 | EA | 67713 | RZUDAS60 60,000 BTUH V3 SEP.COMB.UNIT HEATER | | |
| 1 | EA | 67714 | RZUDAS75 75,000 BTUH V3 SEP.COMB.UNIT HEATER | | |
| 1 | EA | 67715 | RZUDAS100 100,000 BTUH V3 SEP.COMB.UNIT HEATER | | |
| 1 | EA | 67716 | RZUDAS125 125,000 BTUH V3 SEP.COMB.UNIT HEATER | | |
| 1 | EA | 67717 | RZUDAS150 150,000 BTUH V3 SEP.COMB.UNIT HEATER | | |
| 1 | EA | 67718 | RZUDAS175 175,000 BTUH V3 SEP.COMB.UNIT HEATER | | |
| 1 | EA | 67719 | RZUDAS200 200,000 BTUH V3 SEP.COMB.UNIT HEATER | | |
| 1 | EA | 67738 | RZUDAS250 250,000 BTUH V3 SEP.COMB.UNIT HEATER | | |
| 1 | EA | 67739 | RZUDAS300 300,000 BTUH V3 SEP.COMB.UNIT HEATER | | |
| 1 | EA | 67747 | RZUDAS350 350,000 BTUH V3 SEP.COMB.UNIT HEATER | | |
| 1 | EA | 67748 | RZUDAS400 400,000 BTUH V3 SEP.COMB.UNIT HEATER | | |

### Vent Kits for UDAS

| STD PKG | U/M | BERCOR NUMBER | DESCRIPTION | PC-1 EACH |
|---|---|---|---|---|
| 1 | EA | 67672 | RZ205895 CC2 VERTICAL VENT KIT UDAS 30-125 | |
| 1 | EA | 67673 | RZ211762 CC6 HORIZONTAL VENT KIT UDAS 30-125 | |
| 1 | EA | 67674 | RZ205896 CC2 VERTICAL VENT KIT UDAS 150-400 | |
| 1 | EA | 67675 | RZ211763 CC6 HORIZONTAL VENT KIT UDAS 150-400 | |
| 1 | EA | 62264 | RZ209343 CC14 FLUSH WALL HORIZ VENT KIT UDAS | |

### UDAP/UDAS NAT to LP Conversion Kits

| | | | | |
|---|---|---|---|---|
| 1 | EA | 62263 | RZ269835 UDAP/UDAS 30-45 NAT TO LP KIT RZ201727 | |
| 1 | EA | 62268 | RZ269836 UDAP/UDAS 60-75 NAT TO LP KIT (RZ201728) | |
| 1 | EA | 62269 | RZ269837 UDAP/UDAS 100-125 NAT TO LP KIT (RZ202938) | |
| 1 | EA | 62277 | RZ269838 UDAP/UDAS 150-175 NAT TO LP KIT (RZ201730) | |
| 1 | EA | 62278 | RZ269839 UDAP/UDAS 200-250 NAT TO LP RZ201731 | |
| 1 | EA | 62279 | RZ201732 UDAP/UDAS 300-400 NAT TO LP KIT | |

### Hanger Kits

| | | | | |
|---|---|---|---|---|
| 1 | EA | 62614 | RZ197094 CK22 UDAS/UDAP MODELS 30-125 OPTIONAL HANGER KIT | |

## REZNOR® UDAP/UDAS Replacement Parts

| STD PKG | U/M | BERCOR NUMBER | DESCRIPTION | PC-1 EACH |
|---|---|---|---|---|
| 1 | EA | 62377 | RZ175265 115V 25VA UDAP/UDAS TRANSFORMER | |
| 1 | EA | 62410 | RZ175272 UDAP/UDAS IGNITOR ELECTRODE ASSBLY | |
| 1 | EA | 62323 | RZ195036 30-175 UDAP/S VENTER WHEEL | |
| 1 | EA | 62385 | RZ195265 UDAP/UDAS CIRCUIT BOARD | |
| 1 | EA | 62396 | RZ195292 UDAP/UDAS FLAME SENSOR | |
| 1 | EA | 62330 | RZ195666 200-400 UDAP/S VENTER WHEEL | |
| 1 | EA | 62371 | RZ195766 UDAP MODELS 30-175 COOLING FAN | |
| 1 | EA | 62333 | RZ236157 115V VENTER MOTOR UDAP/S 150-175 (RZ196036) | |
| 1 | EA | 62335 | RZ196037 115V VENTER MOTOR UDAP/S 200-250 | |
| 1 | EA | 62498 | RZ196236 115V VENTER MOTOR UDAP/S 300-400 | |
| 1 | EA | 62287 | RZ196241 115 V FAN MOTOR UDA 45 & 60 | |
| 1 | EA | 62288 | RZ196242 115 V FAN MOTOR UDA 75 | |
| 1 | EA | 62289 | RZ196243 115 V FAN MOTOR UDA 100 | |
| 1 | EA | 62296 | RZ196244 115 V FAN MOTOR UDA 125 | |
| 1 | EA | 62297 | RZ196245 115 V FAN MOTOR UDA 150-175 | |
| 1 | EA | 62322 | RZ196247 115V FAN MOTOR UDAP/S 300-400 | |
| 1 | EA | 62301 | RZ196388 UDAP 60-100 150-175 PRESSURE SWITCH | |
| 1 | EA | 62304 | RZ260603 UDA 100-200 SINGLE STG GAS VALVE RZ196980 | |
| 1 | EA | 62305 | RZ196981 UDA 225-400 SINGLE STG GAS VALVE | |
| 1 | EA | 62299 | RZ197030 UDAP 30,45,125 PRESSURE SWITCH | |
| 1 | EA | 62255 | RZ207938 CK 10 HANGER KIT | |
| 1 | EA | 62332 | RZ260422(256091) 115V VENTER MOTOR UDAP/S 100-125 | |

# REZNOR® UEAS Low Static Axial Fan Unit Heaters

## Separated Combustion




Reznor® V3 Series Model UEAS gas-fired separated combustion unit heaters are available in 4 sizes ranging from 131,000 to 305,000 BTUH gas input. Heaters are designed for up to 93% thermal efficiency and are approved for installation in the United States and Canada by ETL.

- New T-core³™ titanium stabilized aluminized steel primary heat exchanger with extruded aluminum MacroChannel secondary heat exchanger (patent pending).
- New patented Tcore³™ single burner combustion system including a one-piece burner assembly.
- 115/1/60 supply voltage
- Integrated circuit board with diagnostic indicator lights
- Multi-try direct ignition with 100% lockout
- Fan relay (included on the circuit board)
- Single-stage natural gas valve (field adjustable for operation to 10,000 ft. elevation)
- Vibration/noise isolated fan motor
- 4-point suspension
- External terminal strip for 24-volt wiring
- LP Kit included
- External gas connection
- Full fan guard engineered for safety
- Improved cabinet design with less visible hardware and a new Reznor appearance

| Model No. | 130 | 180 | 260 | 310 |
|---|---|---|---|---|
| BTUH Input | 131,000 | 175,000 | 260,000 | 305,000 |
| Thermal Eff. (%) | 93 | 91 | 92 | 91 |
| BTUH Output[a] | 121,830 | 159,250 | 239,200 | 277,550 |
| Air Throw (Ft.)[b] | 69 | 91 | 89 | 103 |
| Gas Conn. (In.) Nat.[c] | 1/2 | 1/2 | 3/4 | 3/4 |
| Vent Conn. Size (In.) Diameter[d] | 4 | 4 | 4 | 4 |
| Combustion Air Inlet (In.) Dia.[d] | 6 | 6 | 6 | 6 |
| Control Amps (24V) | 1.0 | 1.0 | 1.0 | 1.0 |
| Full Load Amps (115V) | 6.3 | 6.3 | 10 | 10 |
| Max. Over Current Protection (115V)[e] | 15 | 15 | 20 | 20 |
| Fan Motor HP[f] | 1/4 | 1/4 | 1/2 | 1/2 |
| Fan Motor RPM | 1050 | 1050 | 1050 | 1050 |
| Fan Diameter (In.) | 18 | 18 | 24 | 24 |
| Approx. Net Wt. (Lbs.) | 230 | 245 | 360 | 395 |
| Approx. Ship Wt. (Lbs.) | 255 | 270 | 385 | 420 |

[a] CSA ratings for altitudes to 2000 feet.

[b] For unit mounted 10 feet with louver angle ranging between 25° and 32°.

[c] Size shown is for gas to a single-stage gas valves, not supply line size.

[d] Smaller or larger vent and combustion air pipes may be permissible; refer to the Venting Installation Manual for Separated Combustion Units.

[e] MOPD = 2.25 x (largest motor FLA) + smallest motor FLA. Answer is rounded to the nearest commercially available circuit breaker.

[f] All other information in this table is based on a heater

### Unit Heaters

| STD PKG | U/M | BERCOR NUMBER | DESCRIPTION | PC-1 1-2 | PC-2 3 |
|---|---|---|---|---|---|
| 1 | EA | 67736 | RZUEAS130 130,000 BTUH 115V SUPER - HIGH EFFICENCY UNIT HEATER | | |
| 1 | EA | 67737 | RZUEAS180 180,000 BTUH 115V SUPER - HIGH EFFICIENCY UNIT HEATER | | |
| 1 | EA | 67749 | RZUEAS260 260,000 BTUH 115V - HIGH EFFICIENCY UNIT HEATER | | |
| 1 | EA | 67765 | RZUEAS310 310,000 BTUH 115V SUPER - HIGH EFFICENCY UNIT HEATER | | |

### Vent Kits

| STD PKG | U/M | BERCOR NUMBER | DESCRIPTION | PC-1 EACH |
|---|---|---|---|---|
| 1 | EA | 62260 | RZ221247 CC6 HORIZONTAL VENT KIT UEAS | |
| 1 | EA | 62261 | RZ221248 CC2 VERTICAL VENT KIT UEAS | |

# REZNOR® Model X Gas-Fired Duct Furnaces

## Gravity Vented, Indoor Commercial/Industrial Use



Reznor X Series duct furnaces are designed to provide 80% thermal efficiency for indoor application with gravity venting. These models are used as heating components in heating, heating/cooling, or makeup air systems and require a separate blower system for air delivery. The furnace has a Reznor Thermocore® aluminized steel heat exchanger with venturi-design tubes. The die-formed burners are of aluminzed steel and include flared ports with a stainless steel insert.

### Features

- Orifices for natural gas
- AC2 models feature 409 stainless steel heat exchanger
- Aluminized steel burners with stainless steel insert
- 120-volt supply voltage
- 24-volt control voltage transformer
- High limit safety cutout
- AG2 models feature 2-stage gas valve
- Side access for burners and controls (left-side facing airstream)
- Horizontal or vertical flue discharge
- Spark-ignited pilot
- Fan control
- Terminal blocks for connecting field wiring
- Blocked vent shut-off system

| Model No. | Size | 175 | 225 | 300 | 400 |
|---|---|---|---|---|---|
| Input Heating Capacity | BTUH | 175,000 | 225,000 | 300,000 | 400,000 |
| Output Heating Capacity (80%)[1] | BTUH | 140,000 | 180,000 | 240,000 | 320,000 |
| Full Load Amps | (115 V) | 0.2 | 0.2 | 0.2 | 0.2 |
| Unit Control Amps | (24 V) | 0.3 | 0.3 | 0.3 | 0.3 |
| Air Volume with Finger Baffles | (cfm) | 1,430–2,580 | 1,840–3,315 | 2,455–4,420 | 3,275–5,895 |
| Air Volume without Baffles[2] | (cfm) | 1,720–6,450 | 2,210–8,295 | 2,945–11,060 | 3,930–14,745 |
| Ship Weight | (Lbs) | 230 | 290 | 360 | 4203/4 |
| Gas Connections, Nat.[3] | (In) | 1/2 | 1/2 | 3/4 | 3/4 |
| Flue Size/Shape | (In) | 8/Oval | 8/Round | 10/Oval | 12/Oval |

1 In U.S. ratings are for altitudes to 2,000 ft. Above 2,000 ft. derate by orifice change, 4% for each 1,000 ft. above sea level.

2 For high air volume the finger-baffles in the heat exchanger section are removed during unit installation. See installation manual for instructions.

3 Sizes show are for natual gas connections and apply to single-stage gas valves. Sizes are NOT supply line size. Propane gas connection is 1/2" for all sizes.

| STD PKG | U/M | BERCOR NUMBER | DESCRIPTION | PC-1 1-2 | PC-2 3 |
|---|---|---|---|---|---|
| 1 | EA | 67902 | RZX175 175,000 BTUH DUCT HEATER AC2 AG2 | | |
| 1 | EA | 67903 | RZX225 225,000 BTUH DUCT HEATER AC2 AG2 | | |
| 1 | EA | 67904 | RZX300 300,000 BTUH DUCT HEATER AC2 AG2 | | |
| 1 | EA | 67906 | RZX400 400,000 BTUH DUCT HEATER AC2 AG2 | | |

# REZNOR® EEDU Gas-Fired Duct Furnaces

## Power Vented, Indoor Commercial/Industrial Use



The EEDU indoor duct furnaces, with 80% thermal efficiency, were developed to provide an annual fuel use improvement of up to 25% when compared with gravity-vented duct furnaces. The use of a factory-installed power venter, with metered combustion air, limits burner flue losses while reducing the required vent pipe size. A sealed vent product collection changer, in lieu of a draft diverter, reduces the loss of dilution air from the room in both the on and off cycles.

### Features

- Orifices for natural gas
- AC2 models feature 409 stainless steel heat exchanger
- Aluminized steel burners with stainless steel insert
- 120-volt supply voltage
- Factory-installed power venter
- 120-volt limit control
- 24-volt control voltage transformer
- Spark-ignited intermittent safety pilot with electronic flame supervision
- Burner rack access
- Hanger/support angle
- AG2 models feature 2-stage gas valve
- Combustion air pressure switch

| Model | Input Htg. Capacity (BTUH) | Output Htg Cap. (80%)[1] (BTUH) | Full Load Amps (115 V) | Unit Control Amps (24 V) | Air Volume with Finger Baffles (cfm) | Air Volume without Finger Baffles[2] (cfm) | Ship Weight (Lbs) | Nat. Gas Connections[3] (In) | Venter Outlet Size[4] (In) |
|---|---|---|---|---|---|---|---|---|---|
| EEDU250 | 250,000 | 200,000 | 2.0 | 0.7 | 2,045–3,689 | 2,630–9,215 | 240 | 1/2 | 5 |
| EEDU400 | 400,000 | 320,000 | 2.0 | 0.7 | 3,275–5,895 | 4,210–14,745 | 362 | 3/4 | 6 |

1 In U.S. ratings are for altitudes to 2,000 ft. Above 2,000 ft. derate by orifice change, 4% for each 1,000 ft. above sea level.

2 For high air volume the finger-baffles in the heat exchanger section are removed during unit installation. See installation manual for instructions.

3 Sizes show are for natual gas connections, NOT supply line size. Propane gas connection is 1/2" for all sizes.

4 Refer to power venting arrangements and wall or roof penetration details.

| STD PKG | U/M | BERCOR NUMBER | DESCRIPTION | PC-1 1-2 | PC-2 3 |
|---|---|---|---|---|---|
| 1 | EA | 67908 | RZEEDU250 250,000 BTUH POWER VENT DUCT HEATER AC2 AG2 | | |
| 1 | EA | 67909 | RZEEDU400 400,000 BTUH POWER VENT DUCT HEATER AC2 AG2 | | |

# REZNOR® Replacement Parts

| Fits the Following Units | STD PKG | U/M | BERCOR NUMBER | DESCRIPTION | PC-1 EACH |
|---|---|---|---|---|---|
| 301 Venter, X400 | 1 | EA | 62578 | RZ007299 154 REZ SAIL SWITCH | |
| X400 Trim to Regular Size, X Series | 1 | EA | 62462 | RZ009520 LIGHTER TUBE ASSY | |
| | 1 | EA | 62592 | RZ009892 1/20 HP MOTOR | |
| | 1 | EA | 62591 | RZ011493 1/40 HP REZ MOTOR | |
| 401 Venter | 1 | EA | 62579 | RZ013925 SAIL SWITCH | |
| PAK/BF Blower | 1 | EA | 62532 | RZ014474 1 3/16 BEARING | |
| Venter Relay SPST (RBM) | 1 | EA | 62595 | RZ014747 REZ RELAY PKG | |
| PV Series | 1 | EA | 62533 | RZ017155 PRESSURE SWITCH | |
| X-XL 125-400 Flash Tube | 1 | EA | 62470 | RZ017890 J963HXA-6218 HORIZ PILOT | |
| Pilot Solenoid 1/4 Inch | 1 | EA | 62479 | RZ025787 PILOT VALVE | |
| V301/401 RPV Series 1 | 1 | EA | 62583 | RZ029571 230V REZ MOTOR | |
| V301 | 1 | EA | 62482 | RZ029791 5/16 IN WHEEL | |
| V401 | 1 | EA | 62483 | RZ029792 5/16 IN WHEEL | |
| Venter Motor SC/RPV | 1 | EA | 62485 | RZ036860 1/12 HP MOTOR | |
| SC Series Prior to Series 3 | 1 | EA | 62474 | RZ037801 LP ORIFICE | |
| Old SC/RPV Seris 2 230V | 1 | EA | 62487 | RZ040069 VENTER MOTOR | |
| XL30-105 | 1 | EA | 62537 | RZ040964 PILOT ASSY | |
| CL-EEXL 300/105/125/140 F-FE100 | 1 | EA | 62557 | RZ041004 FAN BLADE | |
| 2 Stage Duct Thermostat | 1 | EA | 62488 | RZ041700 TEMP CONTROLLER | |
| Vertical Spark Pilot RPV/PV | 1 | EA | 62467 | RZ041775 PILOT BURNER J999HHW-6221 | |
| RCG and RPV Series 3 | 1 | EA | 62538 | RZ043425 VENTER WHEEL | |
| G60 Ignition Controller | 1 | EA | 62490 | RZ043594 FLAME PROBE | |
| | 1 | EA | 62534 | RZ043814 WHEEL | |
| RPV SPDT | 1 | EA | 62580 | RZ097907 SAIL SWITCH RZ043847 | |
| G60 9" Long Sub 50450 | 1 | EA | 62492 | RZ044675 SENSOR LEAD | |
| | 1 | EA | 62494 | RZ045331 1/40 HP MOTOR | |
| F-FE-FT-SFT | 1 | EA | 62613 | RZ045602 L185 REZ LIMIT CONTROL | |
| XL-EEXL 150/170 | 1 | EA | 62558 | RZ045946 16" FAN BLADE | |
| | 1 | EA | 62585 | RZ046163 REZ VENTER ADAPTOR | |
| RCG | 1 | EA | 62573 | RZ047484 PILOT BURNER | |
| | 1 | EA | 62559 | RZ048696 16" FAN BLADE | |
| | 1 | EA | 62620 | RZ050417 L125 REZ LIMIT CTRL | |
| | 1 | EA | 62627 | RZ050418 L145 REZ LIMIT CTRL | |
| G60 16" Long | 1 | EA | 62544 | RZ050450 SENSOR LEAD | |
| | 1 | EA | 62616 | RZ055680 1/20 HP MOTOR | |
| | 1 | EA | 62617 | RZ055681 1/8 HP MOTOR | |
| EEXL 125-250 | 1 | EA | 62548 | RZ061069 VENTER MOTOR | |
| XL-EEXL 125-400 | 1 | EA | 62628 | RZ061145 HORIZ SPARK PILOT | |
| | 1 | EA | 62619 | RZ064679 1/4 HP MOTOR | |
| EEXL 30-105 | 1 | EA | 62630 | RZ068002 VENTER MOTOR | |
| Most All Reznor Models | 1 | EA | 62631 | RZ068005 2-1/4 INDUCER FAN BLADE | |
| EEXL 30-105 | 1 | EA | 62632 | RZ068006 VENTER BLOWER WHEEL | |
| EEXL 30-105 | 1 | EA | 62633 | RZ068031 PRESS SWITCH | |
| SC Series 3 | 1 | EA | 62598 | RZ068266 PRESSURE SWITCH | |
| Most Reznor Models | 1 | EA | 62656 | RZ082091 LIMIT CONTROL | |
| F & FE 75-400 | 1 | EA | 62447 | RZ082414 ECO DEVICE | |
| RDF | 1 | EA | 62449 | RZ082610 LIMIT SW MANUAL RESET | |
| F & FE | 1 | EA | 62657 | RZ085449 LIMIT CONTROL | |
| EEXL 300-400 | 1 | EA | 62507 | RZ087434 VENTER MOTOR | |
| H91LG-8 | 1 | EA | 62496 | RZ088242 3/4 IN SOLENOID VALVE | |
| | 1 | EA | 62618 | RZ088781 1/6 HP MOTOR | |
| XL-EEXL 30-105 | 1 | EA | 62635 | RZ093971 HORIZ SPARK PILOT | |
| | 1 | EA | 62541 | RZ093973 ORIFICE | |
| 3 Pole | 1 | EA | 62531 | RZ095526 CONTACTOR W/24V COIL | |
| F-FE300 | 1 | EA | 62472 | RZ095545 1/4 HP OPEN FAN MOTOR | |
| F-FE250 | 1 | EA | 62473 | RZ095546 1/6 HP OPEN FAN MOTOR | |
| F-FE130-200 | 1 | EA | 62476 | RZ095547 1/20 HP FAN MOTOR | |
| F-FE100, 125 | 1 | EA | 62477 | RZ095548 1/30 HP FAN MOTOR | |
| F-FE25 | 1 | EA | 62480 | RZ096286 115V OPEN FAN MOTOR | |
| F-FE50 | 1 | EA | 62484 | RZ096287 115V OPEN FAN MOTOR | |
| F-FE75 | 1 | EA | 62502 | RZ096288 115V OPEN FAN MOTOR | |
| W/R 36C03-270 | 1 | EA | 62444 | RZ096300 1/2 IN COMB VALVE W/ECO | |
| F25-100 | 1 | EA | 62980 | RZ096301 3/4 NAT VALVE | |
| RA6100DER | 1 | EA | 62647 | RZ096307 1/2 IN COMB VALVE | |
| Model F Match-Lit Pilot | 1 | EA | 62523 | RZ096360 PILOT ASSY W/ORIF L/TUBE | |

***Continued on the Following Page***

***Continued from the Previous Page***

| Fits the Following Units | STD PKG | U/M | BERCOR NUMBER | DESCRIPTION | PC-1 EACH |
|---|---|---|---|---|---|
| F-FE75 | 1 | EA | 62453 | RZ096379 12" FAN BLADE | |
| F-FE165 | 1 | EA | 62468 | RZ096380 FAN BLADE | |
| F-FE200 | 1 | EA | 62469 | RZ096381 20" FAN BLADE | |
| F-FE250 | 1 | EA | 62518 | RZ096382 22" FAN BLADE | |
| F-FE400 | 1 | EA | 62606 | RZ096384 24" FAN BLADE | |
| F250-300 | 1 | EA | 62542 | RZ096512 LIMIT CONTROL | |
| | 1 | EA | 62621 | RZ096978 G67 REPL KIT | |
| F & FE75-400 | 1 | EA | 62556 | RZ097479 TIME DELAY RELAY | |
| F & FE with Spark Pilot | 1 | EA | 62562 | RZ097534 PILOT ASSY W/ORIF,TUBE - NO FITTINGS | |
| F & FE with Spark Pilot | 1 | EA | 62565 | RZ097572 1/8 IN COMP FITTING | |
| FE130-400 | 1 | EA | 62566 | RZ097575 FLAME SENSOR LEAD 21IN | |
| FE25-100 | 1 | EA | 62571 | RZ097724 VENTER WHEEL | |
| FE25-100 | 1 | EA | 62572 | RZ097725 VENTER WHEEL | |
| | 1 | EA | 62359 | RZ097727 FE25-100 VENTER ASSEMBLY | |
| | 1 | EA | 62354 | RZ097730 FE130-400 VENTER ASSEMBLY | |
| F130-200 | 1 | EA | 62612 | RZ018549 RELAY (RZ098118) | |
| | 1 | EA | 62982 | RZ098468 115V VENTER F130-200 | |
| F25-400, FE130-400 | 1 | EA | 62983 | RZ098471 115V VENTER F250-400 | |
| F-FE25-400 | 1 | EA | 62608 | RZ098508 CK7 4-POINT HANGER | |
| FE25-100 | 1 | EA | 62609 | RZ098509 CK8 2-POINT HANGER | |
| F/FE 25-400 w/Pilot Code 65 or 66;TR & TR-H 50-200 | 1 | EA | 62602 | RZ098697 FLAME ROD | |
| F/FE; B/BE; TR/TR-H; SC/SCE Series 6 | 1 | EA | 62549 | RZ098698 PILOT TUBING | |
| FT 200-300; B/BE 130-400 | 1 | EA | 62658 | RZ100799 LIMIT CONTROL | |
| | 1 | EA | 62429 | RZ103054 TRANSFORMER | |
| | 1 | EA | 62419 | RZ103055 TRANSFORMER | |
| | 1 | EA | 62547 | RZ103498 480/24V 40VA TRANS | |
| F-FE130 | 1 | EA | 62450 | RZ104692 FAN BLADE | |
| F, B 25-400 | 1 | EA | 62651 | RZ110851 STANDING PILOT ASSY NATURAL GAS | |
| TR, TR-H | 1 | EA | 62649 | RZ110853 SPARK PILOT ASSY NATURAL GAS | |
| | 1 | EA | 62457 | RZ110861 PILOT KIT | |
| F-FE25-165 | 1 | EA | 62660 | RZ112752 BLOCKED VENT SWITCH | |
| | 1 | EA | 67720 | RZ121275 BLOCKED VENT SWITCH | |
| | 1 | EA | 62642 | RZ121598 1/2 IN COMB VALVE | |
| | 1 | EA | 62219 | RZ121599 GAS VALVE | |
| F & FE200-400 | 1 | EA | 62525 | RZ123974 FAN CONTROL W/BRACKET | |
| | 1 | EA | 62659 | RZ123975 FAN CONTROL W/BRACKET | |
| F & FE | 1 | EA | 62604 | RZ123976 FAN CONTROL W/BRACKET | |
| F & FE | 1 | EA | 62584 | RZ125131 PRESSURE SWITCH | |
| FT150-200 | 1 | EA | 67727 | RZ125251 NT PILOT BURNER Q90FF-3D | |
| F & FT60, 75 | 1 | EA | 62436 | RZ125566 FAN BLADE | |
| F & FE50 | 1 | EA | 62452 | RZ129853 10" FAN BLADE | |
| F | 1 | EA | 62491 | RZ131410 VENTER MOTOR (43846) (163891) | |
| | 1 | EA | 62215 | RZ131415 VENT MOTOR (163892) | |
| F & FE25-50 | 1 | EA | 62550 | RZ131449 ECO LIMIT CONTROL | |
| F | 1 | EA | 62458 | RZ131450 F-SERIES ECO DEVICE | |
| Most All Reznor Models | 1 | EA | 62520 | RZ131457 SC-6 NATURAL GAS REPL PILOT KIT | |
| FE125 | 1 | EA | 62266 | RZ131987 FE125 VENTER MOTOR WHEEL | |
| F 25-400 | 1 | EA | 62648 | RZ131988 TRANSFORMER | |
| F 75-400 | 1 | EA | 62428 | RZ132204 115V 20VA TRANSFORMER | |
| | 1 | EA | 62443 | RZ132377 115V VENTER MOTOR | |
| | 1 | EA | 62653 | RZ132378 VENTER MOTOR REPL KIT | |
| F & B | 1 | EA | 62652 | RZ132379 460V VENTER MOTOR W/ CAP AND BRKT | |
| F & FE25 | 1 | EA | 67750 | RZ132465 FAN BLADE (096377) | |
| XL-EEXL250 | 1 | EA | 62589 | RZ141598 FAN BLADE | |
| FT30-300 | 1 | EA | 62654 | RZ147165 FLAME SENSOR | |
| FT30-300 | 1 | EA | 62661 | RZ147166 SPARK ELECTRODE | |
| FT30-300 | 1 | EA | 62664 | RZ147356 TRANSFORMER | |
| FT 30-75 | 1 | EA | 67729 | RZ147359 VENTER MOTOR ASSEMBLY | |
| | 1 | EA | 62588 | RZ147676 FAN CONTROL | |
| (S) FT100, 125, 150, 200 | 1 | EA | 62685 | RZ147830 GAS VALVE | |
| FT 150-200 | 1 | EA | 62575 | RZ214067 VENTER MOTOR RZ148053 | |
| FT 100-125 | 1 | EA | 67751 | RZ148055 VENTER MOTOR (RZ97738) | |
| FT100, 125 | 1 | EA | 62441 | RZ148056 VENTER MOTOR ASSY | |
| FT150, 200 | 1 | EA | 62442 | RZ148057 VENTER MOTOR ASSEMBLY | |
| FT30-125 | 1 | EA | 67726 | RZ148085 IGNITION CABLE | |
| F & FT100, 125, 175 | 1 | EA | 62437 | RZ150155 FAN BLADE | |
| F & FT100, 125 | 1 | EA | 62478 | RZ156275 1/2 HP FAN MOTOR | |

***Continued on the Following Page***

***Continued from the Previous Page***

| Fits the Following Units | STD PKG | U/M | BERCOR NUMBER | DESCRIPTION | PC-1 EACH |
|---|---|---|---|---|---|
| SC, SCA, SCE Series | 1 | EA | 62051 | RZ165986 460 VOLT VENTER MOTOR | |
| W/R 36D13-208 | 1 | EA | 62504 | RZ177396 1/2 IN 2 STAGE COMBINATION VALVE | |
| W/R 36D13-415 | 1 | EA | 62505 | RZ177397 3/4 IN 2 STAGE COMB VALVE(087432) | |
| All EEXL | 1 | EA | 62629 | RZ177633 PRESS SWITCH | |
| FT/SFT 30-75 Models | 1 | EA | 67723 | RZ179315 LP KIT FT/SFT 30-75 | |
| | 1 | EA | 62499 | RZ193810 PRESSURE SWITCH (125133) | |
| FT30-200 | 1 | EA | 67725 | RZ196362 (RZ148072) PRESSURE SWITCH | |
| FE & BE | 1 | EA | 62600 | RZ196653 PRESSURE SWITCH | |
| VR | 1 | EA | 62218 | RZ204955 IGNITION CONTROL FOR VR | |
| F-NAT 130 | 1 | EA | 62400 | RZ208920 1/2 NATURAL GAS VALVE (96299) | |
| Most Reznor Models | 1 | EA | 62603 | RZ209184 F-125 REZ FAN CONTROL (WAS 10357) | |
| Post Purge SW PV/RPV 5 Prong | 1 | EA | 62465 | RZ209187 FAN CONTROL | |
| | 1 | EA | 62360 | RZ221525 (RZ96309 AND RZ222037) NATURAL GAS VALVE | |
| All FE | 1 | EA | 62650 | RZ257472 WAS 097782 IGN CONTROL - SPARK PILOT | |
| (S) FT30-200 | 1 | EA | 67722 | RZ257531 (RZ174260) CIRCUIT BOARD KIT | |
| | 1 | EA | 61946 | RZ195573 DSI CONTROL BOARD WITH COOLING | |
| | 1 | EA | 61948 | RZ220779 UDA 30-75 115V VENTER ASSEMBLY WITH WHEEL | |
| | 1 | EA | 61949 | RZ220780 UDA 100-125 115V VENTER ASSEMBLY WITH WHEEL | |
| | 1 | EA | 61951 | RZ220784 UDA 200-250 115V VENTER ASSEMBLY WITH WHEEL | |
| | 1 | EA | 61952 | RZ220786 UDA 300-400 115V VENTER ASSEMBLY WITH WHEEL | |
| | 1 | EA | 62216 | RZ258251 DSI BOARD FIELD REPLMNT KIT | |
| | 1 | EA | 62270 | RZ112107 PRESSURE SWITCH | |
| | 1 | EA | 62271 | RZ259521 TIME DELAY RELAY | |
| | 1 | EA | 62286 | RZ120048 PILOT ASSEMBLY | |
| | 1 | EA | 62290 | RZ134706 FLAME SENSOR | |
| | 1 | EA | 62291 | RZ121865 HOT SURFACE IGNITOR | |
| | 1 | EA | 62292 | RZ204376 IGNITOR BOARD | |
| | 1 | EA | 62293 | RZ217032 VENTER MOTOR | |
| | 1 | EA | 62295 | RZ271461 FAN MOTOR 115V 1/4HP | |
| | 1 | EA | 62420 | RZ163894 CAPACITOR | |
| | 1 | EA | 62605 | RZ110857 PILOT ASSY | |
| | 1 | EA | 62643 | RZ194805 VENTER MOTOR CLIP | |
| | 1 | EA | 62655 | RZ149160 VENTER MOTOR/WHEEL ASSEMBLY | |
| | 1 | EA | 62975 | RZ195680 FAN BLADE | |
| | 1 | EA | 62976 | RZ135979 VENTER WHEEL | |
| | 1 | EA | 62977 | RZ201158 PRESSURE SWITCH 1.10WC | |
| | 1 | EA | 62978 | RZ195682 FAN BLADE 20" | |
| | 1 | EA | 62979 | RZ209411 VENTOR MOTOR/WHEEL ASSY | |

# REZNOR® 301, 401 Power Venters



These power venters are motorized vent exhausters designed to permit the installation of a gravity-vented heater in an area of negative pressure up to 0.15 in. w.c. or where horizontal venting is required. These venters are designed for and may only be installed on the Reznor equipment listed at right.

### Use Venters with the Following Models

- Duct Furnaces: X/DX/HX, CX/HCX
- Packaged Duct Furnaces and Blower: XE/HXE, CXE/HCXE
- Fan-Type Unit Heaters: XL/CXL
- Blower Type Unit Heaters: XLB/CXLB

| For Heater Sizes | Voltage | STD PKG | U/M | BERCOR NUMBER | DESCRIPTION | PC-1 EACH |
|---|---|---|---|---|---|---|
| 30-300 | 115/24 | 1 | EA | 62497 | RZ029992 LV301 REZNOR VENTER | |
| 350-400 | 115/24 | 1 | EA | 62500 | RZ029994 LV401 REZNOR VENTER | |
| 30-300 | 230/24 | 1 | EA | 62501 | RZ030231 LV301-H REZNOR VENTER | |
| 350-400 | 230/24 | 1 | EA | 62503 | RZ030235 LV401-H REZNOR VENTER | |

# RSTP Tube Heater

**Parts for Vented Radiant Tube Heaters**



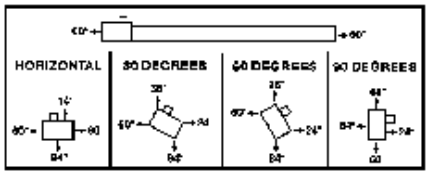


- Pull-through system (vacuum)— the products of combustion are pulled through the combustion chamber for increased radiant efficiency and greater safety.
- Each unit is equipped with an individual draft inducer for maximum venting flexibility.
- Vented, common vented, or indirect vented operation.
- Draft inducer is equipped with permanently lubricated, totally enclosed, fan-cooled, and heavy duty ball bearing motor to minimize field maintenance.
- Rugged body construction. Completely factory assembled unitized design saves installation time and money.
- 16 gauge 4" O.D. calorized steel emitter tubes.
- Highest radiant efficiency tube heaters. Tube temperatures average 900° F.
- Aluminized steel emitter tubes are calorized for long life, corrosion resistance, and high radiant efficiency and will not flake or peel.
- The calorization process produces an emitter tube which is highly radiant absorptive on the interior and highly radiant emissive on the exterior.
- One-piece cast iron burner with stainless steel flame retainer.
- Inside or outside air for combustion.
- Highly efficient aluminum reflectors designed for uniform floor level radiant energy distribution.
- Reflector ends are enclosed for maximum radiant heat output and minimum convection loss.
- Suitable for horizontal or angle mount up to 90°.

| Model No. | Gas Type | BTU Rating | 24 Volt | Electric Spark | Shipping Weight | Height at 45° Angle (Ft.) | Height at Horizontal (Ft.) |
|---|---|---|---|---|---|---|---|
| RSTP17CN5 | Natural | 175,000 | Indoor | 120V | 256 | 14 to 40 | 16 to 60 |

| STD PKG | U/M | BERCOR NUMBER | DESCRIPTION | PC-1 EACH |
|---|---|---|---|---|
| 1 | EA | 62348 | 03721000 EXHAUSTER MOTOR | |
| 1 | EA | 62347 | 03723000 BLOWER WHEEL | |
| 1 | EA | 62350 | 43143010 S-R EXHAUSTER ASSY | |
| 1 | EA | 62349 | 43143021 (43143000) S-R EXHAUSTER ASSY | |
| 12 | EA | 71540 | Q347A 1004 SPARK IGNITER | |
| 1 | EA | 62298 | RSTP17C-N5 175M NAT GAS FIRED TUBE HEATER | |
| 1 | EA | 72715 | S87C 1014-B DSI CONTROL MODULE | |

# Natural Gas Infrared Heaters



- Highly radiant efficient ceramic heaters.
- Suitable for horizontal or angle mount up to 45°.
- 120V direct spark igntion.
- Equipped with 100% gas shut-off safety control.
- Corrosion resistant aluminized steel body construction.
- Durable cast iron burner for precision-crafted performance and proper combustion.
- 1/2" NPT female gas pipe connection.
- All models supplied with appliance pressure regulator for inlet pressures up to 1/2 PSI.
- AGA Certified.

| BTUs | STD PKG | U/M | BERCOR NUMBER | DESCRIPTION | PC-1 1-4 | PC-2 5 |
|---|---|---|---|---|---|---|
| 52,000 | 1 | EA | 62328 | RSCA6-N5 S-R NAT HEATER | | |
| 104,000 | 1 | EA | 62329 | RSCA10-N5 S-R NAT HEATER | | |

# Floor Model Infrared Gas Heaters


RFPA10B



Infrared heaters warm people and machinery directly, as the sun does, instead of blowing warm air which rises to the ceiling making the floor level the most difficult to heat. Space-Ray's heavy gauge stainless steel heat exchanger maximizes radiant energy transfer and the high operating temperature means greater radiant efficiency. The heavy duty construction and quality components offer years of reliable service.

Natural gas model RFPA10B supplied with appliance regulator for inlet pressures up to 1/2 PSI, RFPA21 for inlet pressures up to 1/2 PSI inlet. RFPA25 has 1/2" IPS connectors, and 100% safety shut-off control, but no pressure regulator. Operating pressure 5 PSIG. All controls are tested before shipment and all gas inlet connections are 1/2".

**Required Minimum Clearances to Combustibles:**

- Model RFPA10B: From Side: 60"; From Top: 72"
- Models RFPA21A and RFPA25: From Side: 144"; From Top: 168"

## Low Pressure Gas Models

| BTUs | STD PKG | U/M | BERCOR NUMBER | DESCRIPTION | PC-1 1-4 | PC-2 5 |
|---|---|---|---|---|---|---|
| 100,000 | 1 | EA | 62300 | RFPA10B-N6C S-R NAT HEATER | | |
| 212,000 | 1 | EA | 62303 | RFPA21A-N6A S-R NAT HEATER | | |

## 5 PSI High Pressure Models

| STD PKG | U/M | BERCOR NUMBER | DESCRIPTION | PC-1 1-4 | PC-2 5 |
|---|---|---|---|---|---|
| 1 | EA | 62306 | RFPA25-N6A S-R NAT HEATER | | |

## Accessories for Floor Models

| Additional Product Information | STD PKG | U/M | BERCOR NUMBER | DESCRIPTION | PC-1 EACH |
|---|---|---|---|---|---|
| For Use With RFPA21 | 1 | EA | 62307 | 41337000 BARRIER GUARD RING KIT | |
| For Use With RFPA25 | 1 | EA | 62308 | 41337000 BARRIER GUARD RING KIT | |
| 1/2 Ind with Fitting and Manual Cutoff Valve | 1 | EA | 62309 | 42035010 15 FT HOSE W/CUTOFF VALVE | |

## Parts for RFPA10B

| STD PKG | U/M | BERCOR NUMBER | DESCRIPTION | PC-1 EACH |
|---|---|---|---|---|
| 1 | EA | 62346 | 03345010 PILOT ORIFICE NAT | |
| 1 | EA | 62344 | 03399020 PILOT BRNR & ORIFICE | |
| 1 | EA | 62334 | 04362020 HEAT EXCHANGER ASSY | |
| 1 | EA | 62340 | 41795020 PILOT SHIELD-OUTER | |

## Parts for RFPA21A

| Space Ray Number | STD PKG | U/M | BERCOR NUMBER | DESCRIPTION | PC-1 EACH |
|---|---|---|---|---|---|
| — | 1 | EA | 62336 | 04485000 HEAT EXCHANGER ASSY | |
| — | 1 | EA | 62339 | 41795010 PILOT SHIELD-INNER | |
| — | 1 | EA | 62338 | 42920010 PILOT BRNR & ORIFICE W/INNER SHIELD | |
| 03401030 | 10 | EA | 75059 | K16BT-18H THERMOCOUPLE | |

## Parts for RFPA25

| STD PKG | U/M | BERCOR NUMBER | DESCRIPTION | PC-1 EACH |
|---|---|---|---|---|
| 1 | EA | 62342 | 03166000 GAS VALVE | |
| 1 | EA | 62337 | 04593030 METAL GUARD | |
| 1 | EA | 62343 | 30522030 (30524030) PILOT REGULATOR F/RFPA25A | |
| 1 | EA | 62345 | 30522040 PILOT REGULATOR KIT F/RFPA25 | |

# STS-JZ Series PremierSchwank Radiant Tube Heaters



The STS-JZ couples a patented ceramic burner head with a durable direct-drive blower located in line behind the burner. This system ensures a homogeneous gas-air mixture for optimum combustion efficiency and a long narrow flame—ideal tube firing and delivering more uniform heat down the length of the tube.

## Features

- 24V or line voltage thermostat ready
- Status indicator lights
- Power cord with plug
- Birdscreened combustion air collar-4"
- Swing-down cabinet service access
- Whisper quiet ceramic burner
- Focus Shield reflector and end caps for premier IR heat ouput
- Emissive coated radiant tubes
- Min. Lin Pressure: 5.0 in. W.C.
- Max. Line Pressure: 14.0 in. W.C.
- Manifold Pressure: 3.5 in. W.C. (tap at gas valve outlet)

## Included

- **Burner Kit:** S/S flexible gas connector, electrical cord, status indicator lights, factory mounted igniter, factory installed 24/120V relay switch, drop-down service access, birdscreened air intake with collar on blower
- **Tube Kit:** Primary tube(s), secondary tube(s) with emissive coating, focus shield reflectors, two end plate hangers, webbed hangers for tubes and reflectors, tube coupler(s), and turbulator(s)

## Specifications

| Model | Capacity | Available Length (Ft.) | | | | | | |
|---|---|---|---|---|---|---|---|---|
| | | 10 | 20 | 30 | 40 | 50 | 60 | 70 |
| STS-JZ 45 | 45,000 | X | X | | | | | |
| STS-JZ 60 | 60,000 | | X | X | | | | |
| STS-JZ 80 | 80,000 | | X | X | X | | | |
| STS-JZ 100 | 100,000 | | X | | | | | |
| STS-JZ 110 | 110,000 | | | X | X | X | | |
| STS-JZ 130 | 130,000 | | | X | X | X | | |
| STS-JZ 155 | 155,000 | | | | X | X | X | |
| STS-JZ 175 | 175,000 | | | | | X | X | X |
| STS-JZ 200 | 200,000 | | | | | X | X | X |
| Heater Length | | 11' 8" | 21' 4" | 31' | 40' 8" | 50' 4" | 60' | 69' 8" |
| Shipping Weight (Lbs.) | | 150 | 200 | 240 | 315 | 360 | 430 | |

## Clearances to Combustibles

| Model | Suspended at an Angle Up to 45° (In.) | | | | Suspended Horizontally (In.) | | |
|---|---|---|---|---|---|---|---|
| | Top | Rear | Front | Below | Top | Sides | Below |
| STS-JZ 45 | 2.75 | 1 | 24 | 32 | 2.25 | 7 | 32 |
| STS-JZ 60 | 2.5 | 1 | 17 | 34 | 1.5 | 5.5 | 34 |
| STS-JZ 80 | 3 | 1 | 23 | 38 | 1.75 | 6 | 36 |
| STS-JZ 100 | 6.5 | 1 | 57 | 68 | 6 | 22 | 68 |
| STS-JZ 110 | 3.5 | 1 | 26 | 54 | 2 | 10 | 54 |
| STS-JZ 130 | 4.5 | 1 | 35 | 56 | 3.3 | 11 | 60 |
| STS-JZ 155 | 5.5 | 1 | 44 | 64 | 3.5 | 19 | 64 |
| STS-JZ 175 | 5.5 | 1 | 47 | 68 | 4.5 | 20 | 68 |
| STS-JZ 200 | 6.5 | 1 | 57 | 68 | 6 | 22 | 68 |

***Continued on the Following Page***

***Continued from the Previous Page***

## Burner and Tube Kit Assembly Chart*

| Model | Burner Kit | Total Tube Length | Tube Kit Part No. and Quantity Required | | | | | | | | | |
|---|---|---|---|---|---|---|---|---|---|---|---|---|
| | | | Stand-Alone Kits | | | | | Primary Kits | | Secondary Kits | | |
| | | | 10 | 20 | 20 | 30 | 40 | 30 | 30 | 20 | 30 | 40 |
| | | (Ft.) | TS-4510-JZ | TS-1020-JZ | TS-1420-JZ | TS-1430-JZ | TS-1040-JZ | TS-F030-JZ | TS-1030-JZ | TS-0020-JZ | TS-0030-JZ | TS-0040-JZ |
| STS-JZ 45 | JS-S045-AN | 10 | 1 | | | | | | | | | |
| | | 20 | | | 1 | | | | | | | |
| STS-JZ 60 | JS-S060-AN | 20 | | | 1 | | | | | | | |
| | | 30 | | | | 1 | | | | | | |
| STS-JZ 80 | JS-S080-AN | 20 | | | 1 | | | | | | | |
| | | 30 | | | | 1 | | | | | | |
| | | 40 | | | | | 1 | | | | | |
| STS-JZ 100 | JS-S100-AN | 20 | | 1 | | | | | | | | |
| STS-JZ 110 | JS-S110-AN | 30 | | | | 1 | | | | | | |
| | | 40 | | | | | 1 | | | | | |
| | | 50 | | | | | | 1+ | | 1 | | |
| STS-JZ 130 | JS-S130-AN | 30 | | | | 1 | | | | | | |
| | | 40 | | | | | 1 | | | | | |
| | | 50 | | | | | | 1+ | | 1 | | |
| STS-JZ 155 | JS-S155-AN | 40 | | | | | 1 | | | | | |
| | | 50 | | | | | | 1+ | | 1 | | |
| | | 60 | | | | | | 1+ | | | 1 | |
| STS-JZ 175 | JS-S175-AN | 50 | | | | | | | 1+ | 1 | | |
| | | 60 | | | | | | | 1+ | | 1 | |
| | | 70 | | | | | | | 1+ | | | 1 |
| STS-JZ 200 | JS-S200-AN | 50 | | | | | | | 1+ | 1 | | |
| | | 60 | | | | | | | 1+ | | 1 | |
| | | 70 | | | | | | | 1+ | | | 1 |

* For each premierSchwank heater order 1 burner kit plus either 1 stand-alone tube kit or 1 primary tube kit plus 1 secondary tube kit.

## Burner Kits

| STD PKG | U/M | BERCOR NUMBER | DESCRIPTION | PC-1 EACH |
|---|---|---|---|---|
| 1 | EA | 88502 | JS-S045-AN 45,000 PREMIERSCHWANK BURNER KIT | |
| 1 | EA | 88503 | JS-S060-AN 60,000 PREMIERSCHWANK BURNER KIT | |
| 1 | EA | 88504 | JS-S080-AN 80,000 PREMIERSCHWANK BURNER KIT | |
| 1 | EA | 88505 | JS-S100-AN 100,000 PREMIERSCHWANK BURNER KIT | |
| 1 | EA | 88506 | JS-S110-AN 110,000 PREMIERSCHWANK BURNER KIT | |
| 1 | EA | 88507 | JS-S130-AN 130,000 PREMIERSCHWANK BURNER KIT | |
| 1 | EA | 88508 | JS-S155-AN 155,000 PREMIERSCHWANK BURNER KIT | |
| 1 | EA | 88509 | JS-S175-AN 175,000 PREMIERSCHWANK BURNER KIT | |
| 1 | EA | 88510 | JS-S200-AN 200,000 PREMIERSCHWANK BURNER KIT | |

## Tube Kits, Stand-Alone

| | | | | |
|---|---|---|---|---|
| 1 | EA | 88511 | TS-4510-JZ 10 FT STAND-ALONE TUBE KIT PREMIERSCHWANK | |
| 1 | EA | 88512 | TS-1420-JZ 20 FT STAND-ALONE TUBE KIT PREMIERSCHWANK | |
| 1 | EA | 88513 | TS-1020-JZ 20 FT STAND-ALONE F/ 100 ONLY TUBE KIT PREMIERSC | |
| 1 | EA | 88514 | TS-1430-JZ 30 FT STAND-ALONE TUBE KIT PREMIERSCHWANK | |
| 1 | EA | 88515 | TS-1040-JZ 40 FT STAND-ALONE TUBE KIT PREMIERSCHWANK | |

## Tube Kits, Primary

| | | | | |
|---|---|---|---|---|
| 1 | EA | 88516 | TS-F030-JZ 30 FT PRIMARY TUBE KIT PREMIERSCHWANK | |
| 1 | EA | 88517 | TS-1030-JZ 30 FT PRIMARY F/ 175/200 TUBE KIT PREMIERSCHWANK | |

## Tube Kits, Secondary

| | | | | |
|---|---|---|---|---|
| 1 | EA | 88519 | TS-0020-JZ 20 FT SECONDARY TUBE KIT PREMIERSCHWANK | |
| 1 | EA | 88520 | TS-0030-JZ 30 FT SECONDARY TUBE KIT PREMIERSCHWANK | |
| 1 | EA | 88521 | TS-0040-JZ 40 FT SECONDARY TUBE KIT PREMIERSCHWANK | |

## LP Kits

| | | | | |
|---|---|---|---|---|
| 1 | EA | 88535 | JS-0556-XC 45,000 LP KIT FOR PREMIERSCHWANK | |
| 1 | EA | 88536 | JS-0557-XX 60,000 LP KIT FOR PREMIERSCHWANK | |
| 1 | EA | 88537 | JS-0559-XX 80,000 LP KIT FOR PREMIERSCHWANK | |
| 1 | EA | 88538 | JS-0561-XX 110,000 LP KIT FOR PREMIERSCHWANK | |
| 1 | EA | 88539 | JS-0563-XX 130,000 LP KIT FOR PREMIERSCHWANK | |
| 1 | EA | 88540 | JS-0565-XX 155,000 LP KIT FOR PREMIERSCHWANK | |
| 1 | EA | 88541 | JS-0567-AA 175,000 LP KIT FOR PREMIERSCHWANK | |
| 1 | EA | 88542 | JS-0567-CC 200,000 LP KIT FOR PREMIERSCHWANK | |

***Continued on the Following Page***

***Continued from the Previous Page***

### Accessories

| STD PKG | U/M | BERCOR NUMBER | DESCRIPTION | PC-1 EACH |
|---|---|---|---|---|
| 1 | EA | 88527 | JA-0514-XX 4X4X6 VENT TEE | |
| 1 | EA | 88525 | JA-0528-XX 4 INCH WALL VENT TERMINAL | |
| 1 | EA | 88543 | JA-0530-XX 4 INCH ROOF VENT TERMINAL | |
| 1 | EA | 88528 | JL-0798-JC #8 HANGING CHAIN (50 FT) | |
| 1 | EA | 88544 | JL-0798-SH 25 PACK S HOOKS FOR PREMIERSCHWANK | |
| 1 | EA | 88523 | JM-0150-XX 24V TRUTEMP RADIANT THERMOSTAT | |
| 1 | EA | 88524 | JM-0303-KT 24V TRANSFORMER RELAY | |
| 1 | EA | 88526 | JS-0508-JZ ST-JZ 90 DEGREE ELBOW & REFLECTOR KIT | |
| 1 | EA | 88522 | JS-0532-VC FRESH AIR INTAKE COMBUSTION AIR CAP | |

Schwank
INNOVATIVE HEATING SOLUTIONS

## P40-R Gas-Fired Vented Room Heater

### For Residential, Garage, and Shop Applications



- Compact unit overall length 10'
- 4" aluminized tube - single bend tube
- Complete with 110V plug on burner
- Indicator lights
- Completely assembled, lift and hang right out of the box
- 80%+ efficiency
- 3 year warranty
- Includes: 24V thermostat, thermostat wire, hanging chain and hooks, and gas flex connector.

| STD PKG | U/M | BERCOR NUMBER | DESCRIPTION | PC-1 EACH |
|---|---|---|---|---|
| 1 | EA | 88545 | P40-R 40,000 BTU COMPACT GARAGE/SHOP HEATER | |

# ecoSchwank Infra-Red, Radiant Luminous Heaters

## Price and Performance in One Package




When you need a gas-fired infrared heater that delivers both efficiency and economy, there is only one choice: the ecoSchwank. It delivers safe, reliable, comfortable heat in industrial plants, warehouses, transportation terminals, loading docks, aircraft hangars, automotive service shops, sports arenas, and many other hard-to-heat areas.

The patented design of the Effect Tile makes ecoSchwank economical and efficient. The Effect Tile is a perforated ceramic tile with an increased heat-emitting surface. The operating temperature is 1650° F which optimizes the infra-red energy delivered to the working level. All tiles are ground to size for full interchangeability and result in gasket-free joints between the tiles which simplifies maintenance if required.

- Aluminized steel burner housing and stainless steel tile retainers
- Balanced suspension points
- Direct spark ignition
- Each burner panel has dedicated ignition and flame sensing system
- Full operating temperature, and safe cool down, in 60 seconds
- Electrical: 24 VAC 0.55 Amp/20 VA per Heater
- Gas Inlet Pipe Size: 0.5"
- Nat. Gas Line Min.: 6 in. W.C.
- Nat. Gas Line Max.: 14 in. W.C.
- Nat. Gas Manifold: 5 in. W.C.

### Minimum Distance to Combustibles

| Model No. | 10 | 13 | 18 | 26 |
|---|---|---|---|---|
| **Horizontal Mount** | | | | |
| Top of Heater | 24" | 24" | 30" | 36" |
| Sides of Heater | 27" | 27" | 33" | 33" |
| End of Heater | 24" | 24" | 30" | 30" |
| Bottom of Heater | 60" | 78" | 84" | 84" |
| **Angle Mount (Max. Angle 30°)** | | | | |
| Top of Heater | 24" | 24" | 30" | 36" |
| Front of Heater | 60" | 78" | 84" | 84" |
| Rear of Heater | 24" | 24" | 30" | 30" |
| End of Heater | 24" | 24" | 30" | 30" |
| Bottom of Heater | 60" | 78" | 84" | 84" |

### Suggested Mounting Distance for Comfort

| Model No | 10 | 13 | 18 | 26 |
|---|---|---|---|---|
| **Horizontal Mount** | | | | |
| Distance to Floor | 16' | 20' | 24' | 28' |
| Max. Heater Spacing | 22' | 28' | 34' | 39' |
| Max. Distance Between Heater Rows | 30' | 40' | 50' | 70' |
| **Angle (Max. Angle 30°)** | | | | |
| Distance to Floor | 13' | 17' | 20' | 22' |
| Max. Heater Spacing | 22' | 28' | 34' | 39' |
| Max. Distance Between Heater Rows | 30' | 40' | 50' | 70' |

### Heaters

| STD PKG | U/M | BERCOR NUMBER | DESCRIPTION | PC-1 EACH |
|---|---|---|---|---|
| 1 | EA | 88529 | ECOSCHWANK 10 35,000 BTU HIGH INTENSITY HEATER | |
| 1 | EA | 88530 | ECOSCHWANK 13 50,000 BTU HIGH INTENSITY HEATER | |
| 1 | EA | 88531 | ECOSCHWANK 18 71,500 BTU HIGH INTENSITY HEATER | |
| 1 | EA | 88532 | ECOSCHWANK 26 100,000 BTU HIGH INTENSITY HEATER | |

### Accessories

| | | | | |
|---|---|---|---|---|
| 1 | EA | 88533 | JL-0776-XX 40 VA TRANSFORMER FOR LUMINOUS | |
| 1 | EA | 88534 | JM-0300-XX RELAY FOR LUMINOUS | |

# MUH Series Unit Heaters
## Horizontal/Downflow



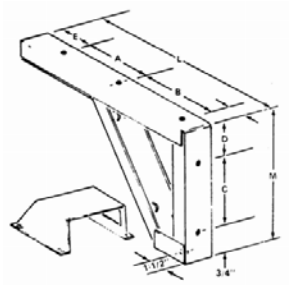

**MMB Bracket**

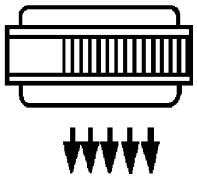

**Air Flow Pattern**

- For factories, warehouses, garages, stores, shipping rooms, etc. Can be used for primary, supplemental, spot or dual-system heating.
- Advanced pull-through air flow design draws air across heating element for more even air distribution and cooler element operation.
- Specially designed venturi outlet provides the added throw required when the unit vertical position.
- Fan delay feature eliminates cold drafts. Element heats up before fan cuts in, then fan continues to distribute heat after element shuts off. Individually adjustable discharge louvers to control air flow.
- 24V control transformers are standard on most models, providing a safer and more accurate means of temperature control.
- 3 Kw and 5 Kw, 208-227V, have line voltage controls as standard. (24V control available on made-to-order basis.)
- Meets all UL, NEC, and OSHA requirements. UL File No. E21609.

**Bracket Size**

| Dimension | 3-5 Kw | 7.5-20 Kw |
|---|---|---|
| A | 4-7/16" | 7-1/4" |
| B | 6-3/4" | 9-1/2" |
| C | 6-3/4" | 7-1/4" |
| D | 1-1/16" | 1-15/16" |
| E | 2" | 2-1/4" |
| L | 14-15/16" | 20-1/2" |
| M | 6-13/16" | 9-15/16" |

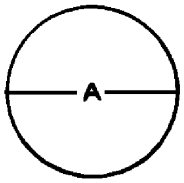


**Air Flow Area**

| Model No. | Volts | Phase | kW | BTU/Hr. | Amps | Dimensions (In.) H x W x D | Max. Mounting Ht. (Ft.) Horizontal | Max. Mounting Ht. (Ft.) Vertical | Air Flow Area** "A" (In.) |
|---|---|---|---|---|---|---|---|---|---|
| MUH-05-21* | 208/240 | 1-3 | 3.7/5.0 | 12.6/17.0 | 18.0/21.0 | 16 x 14 x 7-1/2 | 8 | 9 | 18 |
| MUH-05-41 | 480 | 3 | 5.0 | 17.0 | 6.0 | 16 x 14 x 7-1/2 | 8 | 9 | 18 |
| MUH-07-2 | 208/240 | 1-3 | 5.6/7.5 | 19.1/25.6 | 27.0/31.3 | 21-3/4 x 19 x 7-1/2 | 9 | 14 | 26 |
| MUH-07-4 | 480 | 3 | 7.5 | 25.6 | 9.0 | 21-3/4 x 19 x 7-1/2 | 9 | 14 | 26 |
| MUH-10-2 | 208/240 | 1-3 | 7.5/10.0 | 25.6/34.1 | 36.0/42.0 | 21-3/4 x 19 x 7-1/2 | 9 | 14 | 26 |
| MUH-10-4 | 480 | 3 | 10.0 | 34.1 | 12.0 | 21-3/4 x 19 x 7-1/2 | 9 | 14 | 26 |
| MUH-15-2 | 208/240 | 3 | 11.2/15.0 | 38.2/51.2 | 31.3/36.1 | 21-3/4 x 19 x 12-3/4 | 11 | 20 | 35 |
| MUH-15-4 | 480 | 3 | 15.0 | 51.2 | 18.0 | 21-3/4 x 19 x 12-3/4 | 11 | 20 | 35 |

*Must use 2-stage thermostat on 3-phase operation.

**See Air Flow Area diagram above

### MUH Heaters

| STD PKG | U/M | BERCOR NUMBER | DESCRIPTION | PC-1 EACH |
|---|---|---|---|---|
| 1 | EA | 63793 | MUH-05-21 3.7/5KW 208/240 VOLT HEATER | |
| 1 | EA | 63795 | MUH-05-41 5KW 480V HEATER | |
| 1 | EA | 63797 | MUH-07-2 5.6/7.5KW 208/240VOLT HEATER | |
| 1 | EA | 63799 | MUH-07-4 7.5KW 480VOLT HEATER | |
| 1 | EA | 63801 | MUH-10-2 7.5/10KW 208/240VOLT HEATER | |
| 1 | EA | 63803 | MUH-10-4 10KW 480VOLT HEATER | |
| 1 | EA | 63805 | MUH-15-2 11.2/15KW 208/240VOLT 3PH HEATER | |
| 1 | EA | 63806 | MUH-15-4 15KW 480VOLT HEATER | |

### MMB Unit Heater Accessories

| | | | | |
|---|---|---|---|---|
| 1 | EA | 63821 | MMB-10 WALL CEILING MOUNTING BRACKET FOR MUH03KW TO 10KW | |
| 1 | EA | 63822 | MMB-20 WALL/CEILING MOUNTING BRACKET FOR MUH15KW TO 20KW | |
| 1 | EA | 63825 | UHMT1 SINGLE POLE SINGLE THROW THERMOSTAT | |
| 1 | EA | 63826 | UHMT2 2-STAGE THERMOSTAT | |

### Replacement Parts

| Fits the Following | STD PKG | U/M | BERCOR NUMBER | DESCRIPTION | PC-1 EACH |
|---|---|---|---|---|---|
| MUH 5 KW 480/3 | 1 | EA | 63723 | 3900-2005-000 3900-0347-002 MOTOR | |
| MUH 7.5 & 10 KW 480/3 | 1 | EA | 63725 | 3900-0347-005 MOTOR | |
| MUH 15 KW 240V | 1 | EA | 63726 | 3900-0361-500 208/230VOLT MOTOR | |
| MUH-07-10-15-20 | 1 | EA | 63731 | 4520-0011-001 HIGH LIMIT | |

# MWUH Series Unit Heaters
## Horizontal/Downflow



- For use as an auxiliary, supplementary, or primary heat source in factories, stores, garages, basements, warehouses, public buildings, toll booths, etc.
- Heater comes equipped with ceiling mounting bracket for horizontal or vertical flow mounting or any position in between.
- Built-in single pole thermostat adjusts from 45° to 135° F
- Automatic control delays fan action until heating element is warm which increases component life and comfort level.
- A high-level cutout automatically shuts off current in event of overheating and reactivates the heater when temperature returns to normal.

| Model No. | Volts | Watts | Amps | Dimensions (In.) H x W x D | Ship Weight (Lbs.) |
|---|---|---|---|---|---|
| MWUH5004 | 240 | 5000/4165 | 20.8/17.4 | 12-1/2 x 14 x 11-1/4 | 25 |
| MWUH5004 | 240 | 3332/2500 | 13.9/10.4 | 12-1/2 x 14 x 11-1/4 | 25 |
| MWUH5004 | 208 | 3750/3123 | 18.0/15.0 | 12-1/2 x 14 x 11-1/4 | 25 |
| MWUH5004 | 208 | 2500/1875 | 12.0/9.0 | 12-1/2 x 14 x 11-1/4 | 25 |

| STD PKG | U/M | BERCOR NUMBER | DESCRIPTION | PC-1 EACH |
|---|---|---|---|---|
| 1 | EA | 83871 | MWUH5004 208/240V 1PH HORIZ/DOWNFLOW UNIT HEATER | |

# 2000 Series Baseboard



For use in residential construction such as single family homes, apartments, modular or mobile homes as well as commercial, industrial, and institutional construction as primary, secondary, or supplemental heat for new construction or remodel applications.

- Easily installed without disassembly.
- Lead wires allow quick field connection to either end of heater.
- Continuous capillary tube safety thermal cutout protection in case of airflow blockage.
- Chimney fin element designed for maximum air circulation.
- All baseboards are white.
- U.L. Listed.

### Baseboard

| Watts | STD PKG | U/M | BERCOR NUMBER | DESCRIPTION | PC-1 EACH |
|---|---|---|---|---|---|
| 400 | 1 | EA | 63644 | 25126W 2FT 6IN 120VOLT BASEBOARD | |
| 500/376 | 1 | EA | 63645 | 25426W 2FT 6IN 240/208VOLT BASEBOARD | |
| 750 | 1 | EA | 63646 | 2513W 3FT 120VOLT BASEBOARD | |
| 750/564 | 1 | EA | 63647 | 2543W 3FT 240/208VOLT BASEBOARD | |
| 1000 | 1 | EA | 63648 | 2514W 4FT 120VOLT BASEBOARD | |
| 1000/752 | 1 | EA | 63649 | 2544W 4FT 240/208VOLT BASEBOARD | |
| 1250 | 1 | EA | 63650 | 2515W 5FT 120VOLT BASEBOARD | |
| 1250/940 | 1 | EA | 63651 | 2545W 5FT 240/208VOLT BASEBOARD | |
| 1500 | 1 | EA | 63652 | 2516W 6FT 120VOLT BASEBOARD | |
| 1500/1128 | 1 | EA | 63653 | 2546W 6FT 240/208VOLT BASEBOARD | |
| 2000/1504 | 1 | EA | 63654 | 2548W 8FT 240/208VOLT BASEBOARD | |
| 2500/1800 | 1 | EA | 63675 | 25408W 8FT 240/208VOLT BASEBOARD | |

### Accessories

| STD PKG | U/M | BERCOR NUMBER | DESCRIPTION | PC-1 EACH |
|---|---|---|---|---|
| 1 | EA | 63656 | TA1AW 120-277VOLT SP T-STAT | |
| 1 | EA | 63657 | TA2AW 120-277VOLT DP T-STAT | |
| 1 | EA | 63658 | TA2TPAW 120-277VOLT DOUBLE PULL DP T-STAT (TAMPER RESISTANT) | |
| 1 | EA | 63659 | ICAW INSIDE CORNER | |
| 25 | EA | 64979 | M602W 2 POLE WHITE WALL STAT | |

## 13.5 KW Portable Heater



This 13,500 watt, 3 phase heater delivers about 45,000 BTUs of sunlike radiant heat. Heat coverage is within a 45° arc up to 20 feet away (indoors). Unit can be operated safely indoors or out, and can be hosed off to clean after being disconnected. It operates standing upright, on its back, side, face, or upside down. Safety screen is included; the cord is not.

| STD PKG | U/M | BERCOR NUMBER | DESCRIPTION | PC-1 EACH |
|---|---|---|---|---|
| 1 | EA | 62205 | BRM 13543 480VOLT PORTABLE INFRARED HEATER | |
| 1 | EA | 62206 | BRM 135 13.5 KW CART KIT | |
| 1 | EA | 62207 | BRMWG 135 13.5 KW SAFETY GRILLE KIT | |

## 6 KW Portable Heater



This 6,000 watt, 3 phase heater delivers about 20,000 BTUs of sunlike radiant heat. Heat coverage is within a 45° arc up to 12 feet away (indoors). Unit is weatherproof and can be operated safely indoors or out, and hosed off to be cleaned after being disconnected. Can also be converted to single phase. Safety screen is included; cord is not.

| STD PKG | U/M | BERCOR NUMBER | DESCRIPTION | PC-1 EACH |
|---|---|---|---|---|
| 1 | EA | 62208 | BRM 6023 240VOLT PORTABLE INFRARED HEATER | |
| 1 | EA | 62209 | BRM 6043 480VOLT PORTABLE INFRARED HEATER | |
| 1 | EA | 62210 | BRM 60 6 KW CART KIT | |
| 1 | EA | 62211 | BRMWG 60 6 KW SAFETY GRILLE KIT | |

## 4.5 KW Portable Heater



A 4,500 watt, 1 phase heater. Designed for heavy-duty spot heating or total heating applications. Mounting brackets are included with each heater. Heater can be washed down after being disconnected.

| STD PKG | U/M | BERCOR NUMBER | DESCRIPTION | PC-1 EACH |
|---|---|---|---|---|
| 1 | EA | 62212 | BRM 4521 240VOLT PORTABLE INFRARED HEATER | |
| 1 | EA | 62213 | BRM 45 4.5 KW CART KIT | |
| 1 | EA | 62214 | BRMWG 45 4.5 KW SAFETY GRILLE KIT | |

# AWH/F Series Architectural Wall Heater



- For use in commercial and industrial areas requiring high capacity and quick heat recovery
- Fan-forces metal sheath with integral tamper-resistant thermostat and disconnect switch
- Built-in fan delay switch energizes fan motor only after elements are heated to prevent discharge of unheated air
- When heat shuts off, the fan motor stops only after residual heat has been dissipated.
- Single-phase, 60 Hz.
- Volts: 240/208
- Watts: 4000/3000
- Amps: 14.4/7.2
- Ship Wt.: 25 Lbs.

| STD PKG | U/M | BERCOR NUMBER | DESCRIPTION | PC-1 EACH |
|---|---|---|---|---|
| 1 | EA | 63831 | AWH4404F 3000/4000WATT WALL HEATER | |
| 1 | EA | 63739 | 4101-68-002 THERMOSTAT | |
| 1 | EA | 63848 | AWHSM SURFACE MTG FRAME | |

# CWHF Series Wall Heaters

## Fan-Forced



- For use in attics, basements, entryways, large rooms, offices, and remodels.
- Motor has permanently lubricated bearings.
- Element has automatic reset, primary thermal protector with "one-shot" back-up protection.
- 65 cfm downflow air pattern.
- 18 ga. louvered steel grille
- Wires with standard building wire (60° C).
- Built-in snap action thermostat.
- Volts: 208/240 (1 phase, 60 Hz. )
- Watts: 3000/4000
- Amps: 14.5/16.7
- BTU/Hr.: 10,240/13,650
- UL listed

**NOTE:** Mounting Limitations. Do not install heater closer than 8" from floor or adjacent wall surface; behind towel rack or door, upside down or side up, in floor, ceiling, or closet.

| STD PKG | U/M | BERCOR NUMBER | DESCRIPTION | PC-1 EACH |
|---|---|---|---|---|
| 1 | EA | 63832 | CWH3404F 3000/4000 WATT WALL HEATER | |
| 1 | EA | 63858 | CWH3SM SURFACE MOUNTING SLEEVE | |

# CRA Series Wall Heaters

## Residential Fan-Forced Zonal

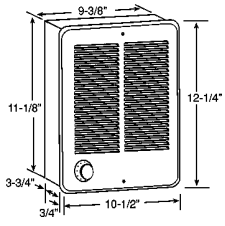


Use single heaters in smaller rooms such as bedrooms and bathrooms. Use multiple heaters (controlled by a single thermostats) in larger rooms such as living rooms and family rooms. Wattage levels should be determined by heat loss calculations.

- Thermal cutout with indicator light and one time thermal fuse offer dual protection.

### Mounting Limitations

Do not install back box closer than 4.5 inches from floor, adjacent walls, and 12 inches from ceiling. Do not install heater in closet, or where airflow may be obstructed. To insure proper operation, maintain 5-feet minimum clearance to furniture or other objects placed directly in front of the heater.

| Amps | Volts | Watts | BTU/HR | STD PKG | U/M | BERCOR NUMBER | DESCRIPTION | PC-1 EACH |
|---|---|---|---|---|---|---|---|---|
| 12.5 | 120 | 1500 | 5118 | 1 | EA | 63833 | CRA1512T2 1500W 120VOLT HEATER | |
| 8.3/7.2 | 240/208 | 2000/1500 | 6824/5118 | 1 | EA | 63834 | CRA2024T2 2000W 240VOLT HEATER | |

# CDF 500 Series Ceiling Mount Heaters

*Prices and Availability Upon Request*



**Recessed Mount** **Surface Mount**

These ceiling mounted, downflow heaters are designed for commercial and industrial areas requiring electric fan-forced heat. The design and capacities of 2000 to 5000 watts makes them ideal for use in workshops, hallways, restrooms, and entryways.

| Model | Mounting | KW | BTU/Hr. (000) | Volts | Phase | Amps | CFM | °F D T |
|---|---|---|---|---|---|---|---|---|
| CDF-548 | Heater | 4/3/2 | 13.7/10.2/6.8 | 208 | 1-3 | 19.2/14.4/9.6 | 283 | 51 |
| CDF-542 | Section | | | 240 | 1-3 | 16.7/12.5/8.3 | | |
| CDF-547 | Only | | | 277 | 1 | 14.4/10.8/7.2 | | |
| CDF-558 | Heater | 5/3.8/2.5 | 17.1/13.0/8.5 | 208 | 1-3 | 24.0/18.3/12.0 | 396 | 45 |
| CDF-552 | Section | | | 240 | 1-3 | 20.8/15.8/10.4 | | |
| CDF-557 | Only | | | 277 | 1 | 18.1/13.7/9.0 | | |
| CDF-SE | Surface mounting enclosure only, to be used with above heater sections. Dimensions: 20" L x 16-1/2" W x 5-3/4" D. | | | | | | | |
| CDF-RE | Recess mounting enclosure only, to be used with above heater sections. Dimensions: 23-3/4" L x 23-3/4" W x 7" D. | | | | | | | |

# MUH35 Powerhouse Heater



- Mounts either on the wall or from the ceiling; for primary or spot heating. For use in factories, garages, schools, etc.
- Multiple wattage heat selector.
- Built-in, bi-metal thermostat with a range of 40° to 90° F.
- U.L. Listed

| Volts | kW | BTU/Hr | STD PKG | U/M | BERCOR NUMBER | DESCRIPTION | PC-1 EACH |
|---|---|---|---|---|---|---|---|
| 240 | 3.71/5.0 | 13,650/17,000 | 1 | EA | 63835 | MUH35 5KW 240VOLT POWER HOUSE HTR | |

# MMHD Fan Forced Utility Heater



- 2 heat settings
- Automatic thermostat
- Fan Only setting
- Tip-over safety switch
- Internal heat limiting thermostat
- Thermal cut-off safety device
- Audible safety alert
- Grounded cord and plug
- One year warranty
- U.L. Listed

| Volts | Watts | STD PKG | U/M | BERCOR NUMBER | DESCRIPTION | PC-1 EACH |
|---|---|---|---|---|---|---|
| 120 | 1300/1500 | 1 | EA | 63843 | MMHD1502T/PT-771 PORTABLE HEATER | |

# Gas Conversion Burners Accessories and Parts

| For Use With | STD PKG | U/M | BERCOR NUMBER | DESCRIPTION | PC-1 EACH |
|---|---|---|---|---|---|
| P265 | 1 | EA | 61820 | 60172-002 MOTOR AND BLOWER ASSY | |

## ADAMS MANUFACTURING COMPANY HP400B Power Gas Conversion Burner



- Shipped with pedestal mount
- Push button spark pilot light system
- 3/4" gas connection
- Slide out gas valve and manifold assembly
- Relay transformer for low voltage operation
- 8" tube length standard shipped with 5" extension for long requirements
- AGA Approved

### HP400B Burner

| STD PKG | U/M | BERCOR NUMBER | DESCRIPTION | PC-1 EACH |
|---|---|---|---|---|
| 1 | EA | 61803 | HP400B 8" NAT BURNER W/SLEEVE | |

### Motor Blower Assembly

| | | | | |
|---|---|---|---|---|
| 1 | EA | 61774 | 7586-2A MOTOR BLOWER ASSY | |

## ADAMS MANUFACTURING COMPANY HA300 and HU300 Gas Conversion Burners



**HA-300 Inshot 300,000 BTU**



**HU-300 Upshot 300,000 BTU**

| STD PKG | U/M | BERCOR NUMBER | DESCRIPTION | PC-1 EACH |
|---|---|---|---|---|
| 1 | EA | 61790 | HA-300 NAT BURNER W/ADJ ORIFICE | |
| 1 | EA | 61791 | HU-300 NAT BURNER W/ADJ ORIFICE | |

# Group 9 HVAC System Accessories

Group 9 HVAC System Accessories


Zoning..... 9 - 1
Humidifiers..... 9 - 7
EAC and Media Air Cleaners..... 9 - 18
HEPA Filtration..... 9 - 30
UV Air Purification..... 9 - 31
Fresh Air Ventilation..... 9 - 35

# ecovent ZoningSystem


Hub


Sensor


Vents

## Features

Ecovent is a whole home, intelligent zoning system that delivers room-by-room temperature control. The system is made up of self-configuring room sensors, vents and a Smart Hub. The sensors plug into a standard wall outlet, detect the climate of the room and send the information to the Smart Hub. The Smart Hub then opens and closes vents in the home and communicates with the Wi-Fi thermostat to achieve the desired temperature. This system works in any home with a forced air system and internet access and is controlled by an app on a smart phone.

## Homeowner Benefits

Room-by-room temperature control means certain rooms will no longer be too hot or too cold plus free software updates for life provide all the latest features.

## Easy to Install

- Battery powered registers install with a screwdriver.
- Smart Hub plugs into power source and Wi-Fi router.
- Room sensors plug into existing electrical outlets.

## No Wiring and No Dampers

- Now wiring or electrical work needed.
- No cutting into ducts or sheet metal.
- Any HVAC tech can install Ecovent.

## No Configuration Needed

- Registers and room sensors self configure upon installation.
- Use the smart device app and the home's Wi-Fi to connect to the thermostat.
- The app links the Smart Hub to the registers and room sensors.

## Hub

| STD PKG | U/M | BERCOR NUMBER | DESCRIPTION | PC-1 EACH |
|---|---|---|---|---|
| 10 | EA | 76136 | EHUB ECOVENT HUB | |

## Sensor

| | | | | |
|---|---|---|---|---|
| 10 | EA | 76135 | ESENS ECOVENT SENSOR | |

## Ceiling Vents

| | | | | |
|---|---|---|---|---|
| 10 | EA | 76123 | EV410C 4X10 CEILING VENT | |
| 10 | EA | 76124 | EV412C 4X12 CEILING VENT | |
| 10 | EA | 76125 | EV610C 6X10 CEILING VENT | |
| 10 | EA | 76126 | EV612C 6X12 CEILING VENT | |

## Wall Vents

| | | | | |
|---|---|---|---|---|
| 10 | EA | 76127 | EV410W 4X10 WALL VENT | |
| 10 | EA | 76128 | EV412W 4X12 WALL VENT | |
| 10 | EA | 76129 | EV610W 6X10 WALL VENT | |
| 10 | EA | 76130 | EV612W 6X12 WALL VENT | |

## Floor Vents

| | | | | |
|---|---|---|---|---|
| 10 | EA | 76131 | EV410F 4X10 FLOOR VENT | |
| 10 | EA | 76132 | EV412F 4X12 FLOOR VENT | |
| 10 | EA | 76133 | EV610F 6X10 FLOOR VENT | |
| 10 | EA | 76134 | EV612F 6X12 FLOOR VENT | |

# Honeywell TAZ-4 TotalZone® Zone Control Panel

This zoning panel is used to add zones to the TZ-4 zone control panel.

- Each TAZ-4 panel adds control of up to 4 additional zones to the TZ-4 TotalZone Zone Control System.
- Reduces communication interference.
- Daisy chain TAZ-4 panels together to control up to 32 zones.
- Zone LEDs indicate damper position.
- Thermal circuit breaker protects panel.
- C7735A1000 Discharge Air Temperature Sensor mounts in the supply air duct to sense the delivered air temperature and cut off the heating or cooling when the delivered air temperature goes above or below normal operating limits.
- AT140D1046 Plate-Mounted Transformer 40VA provides low voltage power source for any Trol-A-Temp control panel or damper. Powers up to five ZD, or ARD damper motors from one 40 VA transformer.

| STD PKG | U/M | BERCOR NUMBER | DESCRIPTION | PC-1 EACH |
|---|---|---|---|---|
| 4 | EA | 70299 | C7089B 1000 OUTDOOR SENSOR | |
| 1 | EA | 78566 | TAZ-4/U TOTALZONE ADD-A-ZONE | |
| 1 | EA | 78643 | C7735A1000/U DISCHARGE AIR SENSOR | |
| 1 | EA | 78659 | AT140A 1042 24V, 40 VA TRANSFORMER PLATE MOUNTED | |

# Honeywell HZ TrueZone™ Panels



- Intuitive installer setup
- Robust push terminals
- Common-sense LEDs
- Universal application
- Smaller footprint
- Variable-speed fan control
- Discharge temperature staging
- Advanced dual-fuel operation

**HZ432:** 4 zone, 3H/2C panel used for conventional, heat pump or dual fuel systems; expand up to 32 zones with TAZ-4.
**HZ432K:** Includes (1) HZ432 panel, (1) transformer and (1) C7735A discharge air temperature sensor.
**HZ322:** 3 zone, 2H/2C panel used for conventional or heat pump equipment.
**HZ322K:** Includes (1) HZ332 panel, (1) transformer and (1) C7735A discharge air temperature sensor.
**HZ311:** 3 zone, 1H/1C panel used for conventional equipment.
**HZ311K:** Includes (1) HZ311 panel, (1) transformer and (1) C7735A discharge air temperature sensor.

| STD PKG | U/M | BERCOR NUMBER | DESCRIPTION | PC-1 EACH |
|---|---|---|---|---|
| 1 | EA | 78481 | HZ432/U TRUEZONE PANEL | |
| 1 | EA | 78482 | HZ432K TRUEZONE SYSTEM KIT | |
| 1 | EA | 78485 | HZ322/U TRUEZONE PANEL | |
| 1 | EA | 78486 | HZ322K/U TRUEZONE SYSTEM KIT | |
| 1 | EA | 78489 | HZ311/U TRUEZONE PANEL | |
| 1 | EA | 78490 | HZ311K/U TRUEZONE SYSTEM KIT | |

# Honeywell ZD TrueZONE Dampers



The ZD is a power close and spring open damper. It has a 24-volt motor used to control circuating air in HVAC systems and used when a normally-open damper is required. The ZD is typically used withthe TrueZone and other electronic zoning systems.

### Ordering Instructions

Dimension 1 x dimension 2. Motor is always mounted on dimension 2 side.

### Features

- Mechanical visual position indicator for damper status
- Parallel blade design for low leakage performance.
- Simple, easy-to-wire, two-wire installation.
- Solid construction using extruded aluminum frame and blades.
- Damper can be installed in any orientation (mounting side on either bottom or side of the duct).
- Fail-safe, normally open operation.

### Side Mount Dampers

| STD PKG | U/M | BERCOR NUMBER | DESCRIPTION | PC-1 EACH |
|---|---|---|---|---|
| 1 | EA | 78449 | ZD8X8TZ/U SIDE MOUNT DAMPER | |
| 1 | EA | 78365 | ZD10X8TZ/U SIDE MOUNT DAMPER | |
| 1 | EA | 78355 | ZD10X10TZ/U SIDE MOUNT DAMPER | |
| 1 | EA | 78375 | ZD12X8TZ/U SIDE MOUNT DAMPER | |
| 1 | EA | 78366 | ZD12X10TZ/U SIDE MOUNT DAMPER | |
| 1 | EA | 78367 | ZD12X12TZ/U SIDE MOUNT DAMPER | |
| 1 | EA | 78386 | ZD14X8TZ/U SIDE MOUNT DAMPER | |
| 1 | EA | 78376 | ZD14X10TZ/U SIDE MOUNT DAMPER | |
| 1 | EA | 78378 | ZD14X14TZ/U SIDE MOUNT DAMPER | |
| 1 | EA | 78398 | ZD16X8TZ/U SIDE MOUNT DAMPER | |
| 1 | EA | 78387 | ZD16X10TZ/U SIDE MOUNT DAMPER | |
| 1 | EA | 78388 | ZD16X12TZ/U SIDE MOUNT DAMPER | |
| 1 | EA | 78389 | ZD16X14TZ/U SIDE MOUNT DAMPER | |
| 1 | EA | 78409 | ZD18X8TZ/U SIDE MOUNT DAMPER | |
| 1 | EA | 78399 | ZD18X10TZ/U SIDE MOUNT DAMPER | |
| 1 | EA | 78401 | ZD18X12TZ/U SIDE MOUNT DAMPER | |
| 1 | EA | 78419 | ZD20X8TZ/U SIDE MOUNT DAMPER | |
| 1 | EA | 78410 | ZD20X10TZ/U SIDE MOUNT DAMPER | |
| 1 | EA | 78411 | ZD20X12TZ/U SIDE MOUNT DAMPER | |
| 1 | EA | 78413 | ZD20X16TZ/U SIDE MOUNT DAMPER | |
| 1 | EA | 78429 | ZD22X8TZ/U SIDE MOUNT DAMPER | |
| 1 | EA | 78421 | ZD22X12TZ/U SIDE MOUNT DAMPER | |
| 1 | EA | 78438 | ZD24X8TZ/U SIDE MOUNT DAMPER | |
| 1 | EA | 78430 | ZD24X10TZ/U SIDE MOUNT DAMPER | |
| 1 | EA | 78431 | ZD24X12TZ/U SIDE MOUNT DAMPER | |

### Bottom Mount Dampers

| | | | | |
|---|---|---|---|---|
| 1 | EA | 78440 | ZD8X10TZ/U BOTTOM MOUNT DAMPER | |
| 1 | EA | 78441 | ZD8X12TZ/U BOTTOM MOUNT DAMPER | |
| 1 | EA | 78442 | ZD8X14TZ/U BOTTOM MOUNT DAMPER | |
| 1 | EA | 78443 | ZD8X16TZ/U BOTTOM MOUNT DAMPER | |
| 1 | EA | 78444 | ZD8X18TZ/U BOTTOM MOUNT DAMPER | |
| 1 | EA | 78445 | ZD8X20TZ/U BOTTOM MOUNT DAMPER | |
| 1 | EA | 78446 | ZD8X22TZ/U BOTTOM MOUNT DAMPER | |
| 1 | EA | 78447 | ZD8X24TZ/U BOTTOM MOUNT DAMPER | |
| 1 | EA | 78356 | ZD10X12TZ/U BOTTOM MOUNT DAMPER | |
| 1 | EA | 78357 | ZD10X14TZ/U BOTTOM MOUNT DAMPER | |
| 1 | EA | 78358 | ZD10X16TZ/U BOTTOM MOUNT DAMPER | |
| 1 | EA | 78359 | ZD10X18TZ/U BOTTOM MOUNT DAMPER | |
| 1 | EA | 78360 | ZD10X20TZ/U BOTTOM MOUNT DAMPER | |
| 1 | EA | 78361 | ZD10X22TZ/U BOTTOM MOUNT DAMPER | |
| 1 | EA | 78362 | ZD10X24TZ/U BOTTOM MOUNT DAMPER | |
| 1 | EA | 78368 | ZD12X14TZ/U BOTTOM MOUNT DAMPER | |
| 1 | EA | 78369 | ZD12X16TZ/U BOTTOM MOUNT DAMPER | |
| 1 | EA | 78370 | ZD12X18TZ/U BOTTOM MOUNT DAMPER | |
| 1 | EA | 78371 | ZD12X20TZ/U BOTTOM MOUNT DAMPER | |
| 1 | EA | 78380 | ZD14X18TZ/U BOTTOM MOUNT DAMPER | |
| 1 | EA | 78381 | ZD14X20TZ/U BOTTOM MOUNT DAMPER | |

# Honeywell ARD TrueZONE Automatic Round Dampers



The ARDTZ is a single blade damper constructed of 24-gauge galvanized steel. The single blade design includes a gasketed seal for tight shut-off and minimal leakage while controlling circulating air in heating, cooling, and ventilation systems. The ARDTZ features a power closed/spring return open damper. It can be field-converted for use as an independent zone or for fresh air intake.

| STD PKG | U/M | BERCOR NUMBER | DESCRIPTION | PC-1 EACH |
|---|---|---|---|---|
| 1 | EA | 78340 | ARD6TZ/U 6" AUTOMATIC ROUND DAMPER | |
| 1 | EA | 78341 | ARD8TZ/U 8" AUTOMATIC ROUND DAMPER | |
| 1 | EA | 78342 | ARD10TZ/U 10" AUTOMATIC ROUND DAMPER | |
| 1 | EA | 78343 | ARD12TZ/U 12" AUTOMATIC ROUND DAMPER | |
| 1 | EA | 78344 | ARD14TZ/U 14" AUTOMATIC ROUND DAMPER | |
| 1 | EA | 78345 | ARD16TZ/U 16" AUTOMATIC ROUND DAMPER | |

# Honeywell CPRD TrueZONE Bypass Dampers

## Constant Pressure Relief Damper



The TrueZONE bypass constant pressure regulating damper is used in forced-air bypass applications to relieve excess static pressure when some of the zone dampers are closed. The damper is installed in a duct that delivers air to the return or a dump zone. The damper automatically opens and closes to maintain a desired static pressure.

The CPRD accurately regulates bypass air when one or more zones call, unlike conventional dampers that may bypass too much or too little air

### CPRD Dampers

| STD PKG | U/M | BERCOR NUMBER | DESCRIPTION | PC-1 EACH |
|---|---|---|---|---|
| 1 | EA | 78837 | CPRD8/U 8 INCH ROUND TRUEZONE BYPASS DAMPER | |
| 1 | EA | 78838 | CPRD10/U 10 INCH TRUEZONE BYPASS DAMPER | |
| 1 | EA | 78839 | CPRD12/U 12 INCH TRUEZONE BYPASS DAMPER | |
| 1 | EA | 78840 | CPRD14/U 14 INCH TRUEZONE BYPASS DAMPER | |

### Replacement Regulators

| STD PKG | U/M | BERCOR NUMBER | DESCRIPTION | PC-1 EACH |
|---|---|---|---|---|
| 1 | EA | 78850 | CPR8/U REPLACEMENT REGULATOR FOR CPRD 8 | |
| 1 | EA | 78851 | CPR10/U REPLACEMENT REGULATOR FOR CPRD 10 | |
| 1 | EA | 78852 | CPR12/U REPLACEMENT REGULATOR FOR CPRD 12 | |
| 1 | EA | 78853 | CPR14/U REPLACEMENT REGULATOR FOR CPRD 14 | |

# Honeywell ZD Series Dampers



ZD dampers are designed to offer unparalleled performance in leakage and rigidity. 24 volt spring-return motor for worry-free operation. Power-close, Spring-return Open for fail safe operation.

- Kevlar gearing reduces wear
- Adjustable minimum position stops
- Parallel blade design for low leakage
- Simple, two-wire installation
- Quieter operation with fewer blades.
- Mechanical visual position indicator for damper status
- Rated up to 1 in. wc static pressure.

### Ordering Instructions

Dimension 1 x Dimension 2.
Motor is always mounted on dimension 2 side.

### Side Mount Dampers

| STD PKG | U/M | BERCOR NUMBER | DESCRIPTION | PC-1 EACH |
|---|---|---|---|---|
| 1 | EA | 78760 | ZD8X8/U SIDE MOUNT DAMPER | |
| 1 | EA | 78761 | ZD10X8/U SIDE MOUNT DAMPER | |
| 1 | EA | 78770 | ZD10X10/U SIDE MOUNT DAMPER | |
| 1 | EA | 78762 | ZD12X8/U SIDE MOUNT DAMPER | |
| 1 | EA | 78771 | ZD12X10/U SIDE MOUNT DAMPER | |
| 1 | EA | 78804 | ZD12X12/U SIDE MOUNT DAMPER | |
| 1 | EA | 78763 | ZD14X8/U SIDE MOUNT DAMPER | |
| 1 | EA | 78772 | ZD14X10/U SIDE MOUNT DAMPER | |
| 1 | EA | 78812 | ZD14X14/U SIDE MOUNT DAMPER | |
| 1 | EA | 78764 | ZD16X8/U SIDE MOUNT DAMPER | |
| 1 | EA | 78773 | ZD16X10/U SIDE MOUNT DAMPER | |
| 1 | EA | 78805 | ZD16X12/U SIDE MOUNT DAMPER | |
| 1 | EA | 78813 | ZD16X14/U SIDE MOUNT DAMPER | |
| 1 | EA | 78765 | ZD18X8/U SIDE MOUNT DAMPER | |
| 1 | EA | 78774 | ZD18X10/U SIDE MOUNT DAMPER | |
| 1 | EA | 78814 | ZDS/U 18X14 SIDE MOUNT DAMPER | |
| 1 | EA | 78766 | ZD20X8/U SIDE MOUNT DAMPER | |
| 1 | EA | 78775 | ZD20X10/U SIDE MOUNT DAMPER | |
| 1 | EA | 78806 | ZD18X12/U SIDE MOUNT DAMPER | |
| 1 | EA | 78777 | ZD20X12/U SIDE MOUNT DAMPER | |
| 1 | EA | 78815 | ZD20X16/U SIDE MOUNT DAMPER | |
| 1 | EA | 78767 | ZD22X8/U SIDE MOUNT DAMPER | |
| 1 | EA | 78807 | ZD22X12/U SIDE MOUNT DAMPER | |
| 1 | EA | 78768 | ZD24X8/U SIDE MOUNT DAMPER | |
| 1 | EA | 78792 | ZD24X10/U SIDE MOUNT DAMPER | |
| 1 | EA | 78808 | ZD24X12/U SIDE MOUNT DAMPER | |
| 1 | EA | 78776 | ZDS22X10/U SIDE MOUNT DAMPER | |

### Bottom Mount Dampers

| | | | | |
|---|---|---|---|---|
| 1 | EA | 78356 | ZD10X12TZ/U BOTTOM MOUNT DAMPER | |
| 1 | EA | 78357 | ZD10X14TZ/U BOTTOM MOUNT DAMPER | |
| 1 | EA | 78358 | ZD10X16TZ/U BOTTOM MOUNT DAMPER | |
| 1 | EA | 78359 | ZD10X18TZ/U BOTTOM MOUNT DAMPER | |
| 1 | EA | 78360 | ZD10X20TZ/U BOTTOM MOUNT DAMPER | |
| 1 | EA | 78361 | ZD10X22TZ/U BOTTOM MOUNT DAMPER | |
| 1 | EA | 78362 | ZD10X24TZ/U BOTTOM MOUNT DAMPER | |
| 1 | EA | 78368 | ZD12X14TZ/U BOTTOM MOUNT DAMPER | |
| 1 | EA | 78369 | ZD12X16TZ/U BOTTOM MOUNT DAMPER | |
| 1 | EA | 78370 | ZD12X18TZ/U BOTTOM MOUNT DAMPER | |
| 1 | EA | 78371 | ZD12X20TZ/U BOTTOM MOUNT DAMPER | |
| 1 | EA | 78380 | ZD14X18TZ/U BOTTOM MOUNT DAMPER | |
| 1 | EA | 78381 | ZD14X20TZ/U BOTTOM MOUNT DAMPER | |
| 1 | EA | 78440 | ZD8X10TZ/U BOTTOM MOUNT DAMPER | |
| 1 | EA | 78441 | ZD8X12TZ/U BOTTOM MOUNT DAMPER | |
| 1 | EA | 78442 | ZD8X14TZ/U BOTTOM MOUNT DAMPER | |
| 1 | EA | 78443 | ZD8X16TZ/U BOTTOM MOUNT DAMPER | |
| 1 | EA | 78444 | ZD8X18TZ/U BOTTOM MOUNT DAMPER | |
| 1 | EA | 78445 | ZD8X20TZ/U BOTTOM MOUNT DAMPER | |
| 1 | EA | 78446 | ZD8X22TZ/U BOTTOM MOUNT DAMPER | |
| 1 | EA | 78447 | ZD8X24TZ/U BOTTOM MOUNT DAMPER | |
| 1 | EA | 78778 | ZD8X10/U BOTTOM MOUNT DAMPER | |
| 1 | EA | 78779 | ZD8X12/U BOTTOM MOUNT DAMPER | |
| 1 | EA | 78780 | ZD8X14/U BOTTOM MOUNT DAMPER | |
| 1 | EA | 78781 | ZD8X16/U BOTTOM MOUNT DAMPER | |
| 1 | EA | 78782 | ZD8X18/U BOTTOM MOUNT DAMPER | |
| 1 | EA | 78783 | ZD8X20/U BOTTOM MOUNT DAMPER | |
| 1 | EA | 78784 | ZD8X24/U BOTTOM MOUNT DAMPER | |

***Continued on the Following Page***

***Continued from the Previous Page***

| STD PKG | U/M | BERCOR NUMBER | DESCRIPTION | PC-1 EACH |
|---|---|---|---|---|
| 1 | EA | 78785 | ZD10X12/U BOTTOM MOUNT DAMPER | |
| 1 | EA | 78786 | ZD10X14/U BOTTOM MOUNT DAMPER | |
| 1 | EA | 78787 | ZD10X16/U BOTTOM MOUNT DAMPER | |
| 1 | EA | 78788 | ZD10X18/U BOTTOM MOUNT DAMPER | |
| 1 | EA | 78789 | ZD10X20/U BOTTOM MOUNT DAMPER | |
| 1 | EA | 78790 | ZD10X22/U 10X22 BOTTOM MOUNT DAMPER | |
| 1 | EA | 78791 | ZD10X24/U BOTTOM MOUNT DAMPER | |
| 1 | EA | 78796 | ZD8X22/U BOTTOM MOUNT DAMPER | |
| 1 | EA | 78809 | ZD12X14/U BOTTOM MOUNT DAMPER | |
| 1 | EA | 78810 | ZD12X16/U BOTTOM MOUNT DAMPER | |
| 1 | EA | 78811 | ZD12X18/U BOTTOM MOUNT DAMPER | |
| 1 | EA | 78816 | ZD14X18/U BOTTOM MOUNT DAMPER | |
| 1 | EA | 78817 | ZD14X20/U BOTTOM MOUNT DAMPER | |
| 1 | EA | 78826 | ZDB/U 12X24 BOTTOM MOUNT DAMPER | |

## Honeywell ARD Automatic Round Dampers



The ARD is a single blade damper constructed of 24-gauge galvanized steel. The single blade design includes a gasketed seal for tight shut-off and can be installed on systems with up to 0.8" of static. The ARD can be installed in any rigid or flexible round duct system. It comes Power Closed but can be easily field converted to Power Open.

| STD PKG | U/M | BERCOR NUMBER | DESCRIPTION | PC-1 EACH |
|---|---|---|---|---|
| 1 | EA | 78618 | ARD6/U 6" AUTOMATIC ROUND DAMPER | |
| 1 | EA | 78719 | ARD8/U 8" AUTOMATIC ROUND DAMPER | |
| 1 | EA | 78720 | ARD10/U 10" AUTOMATIC ROUND DAMPER | |
| 1 | EA | 78721 | ARD12/U AUTOMATIC ROUND DAMPER | |
| 1 | EA | 78722 | ARD14/U 14" AUTOMATIC ROUND DAMPER | |
| 1 | EA | 78723 | ARD16/U AUTOMATIC ROUND DAMPER | |

## Honeywell Replacement Motors
### For ZD and ARD Dampers

| STD PKG | U/M | BERCOR NUMBER | DESCRIPTION | PC-1 EACH |
|---|---|---|---|---|
| 1 | EA | 78795 | M847D1012/U MOTOR F/ZD/ARD DAMPERS | |
| 1 | EA | 78455 | M847D-ZONE/U MOTOR F/ZD/ARD DAMPERS | |

## Honeywell RRD Retrofit Round Damper



- 1/2" blade shaft for durability
- Visual position indicator, range stops and manual position adjustment allow for easy installation
- 24VAC circuit for compatability with all Honeywell zoning products
- Less leakage. Cycle tested to 100,000 cycles <5% leakage at .5 wc.
- Optional wireless thermostat and module compatible with conventional zone panels
- 2.5VA actuator easily connects with up to 12 dampers without a damper expansion module.
- NEMA 1 and UL rated actuator.
- 5-Year warranty

| STD PKG | U/M | BERCOR NUMBER | DESCRIPTION | PC-1 EACH |
|---|---|---|---|---|
| 1 | EA | 78822 | RRD5/U 5 INCH ROUND RETROFIT ZOINING DAMPER | |
| 1 | EA | 78823 | RRD6/U 6 INCH ROUND RETROFIT ZOINING DAMPER | |
| 1 | EA | 78824 | RRD7/U 7 INCH ROUND RETROFIT ZOINING DAMPER | |
| 1 | EA | 78825 | RRD8/U 8 INCH ROUND RETROFIT ZONING DAMPER | |

# Honeywell Modulating Dampers and Static Pressure Control



MARD

### Model MARD Modulating Automatic Round Damper

The MARD is a single-blade, modulating round motorized damper using a 90 second open to closed motor. The MARD modulates open when the duct pressure rises above the null (off) setting and modulates closed when the duct pressure falls below the null setting. This can also be used as a zone damper.



SPC

### Model SPC Static Pressure Control

The SPC is used to sense the supply air static pressure and control a MOBD/MARD to maintain a set system pressure. The SPC operates from 0.1" to 4.0" w.c. with a fixed differential. On pressure rise it modulates the damper open and on pressure fall it modulates the damper closed.

### MARD Modulating Automatic Round Dampers

| STD PKG | U/M | BERCOR NUMBER | DESCRIPTION | PC-1 EACH |
|---|---|---|---|---|
| 1 | EA | 78715 | MARD8/U 8" MODULATING AUTO RD. DAMPER | |
| 1 | EA | 78716 | MARD10/U MODULATING AUTO RD. DAMPER | |
| 1 | EA | 78717 | MARD12/U MODULATING AUTO RD. DAMPER | |

### SPC Static Pressure Control

| | | | | |
|---|---|---|---|---|
| 1 | EA | 78718 | SPC/U STATIC PRESSURE CONTROL | |

# Honeywell Zone System Parts and Accessories



FPC

### FPC Freeze Protection Control

Replaces the model AFUC. This two wire temperature sensor easily clips on to the suction line and monitors suction line temperature. The FPC opens at 36° and closes **at 46°. Wires into the Y leg to the compressor.**



MSTN

### MSTN Motor Switch Terminal Assembly

Replacement motor for AOBD, AOBD-BM, and IOBD dampers. MSTN includes the motor assembly and an allen wrench for fast, easy replacement.

| STD PKG | U/M | BERCOR NUMBER | DESCRIPTION | PC-1 EACH |
|---|---|---|---|---|
| 1 | EA | 78753 | FPC/U FREEZE PROTECTION CTRL SWITCH | |
| 1 | EA | 78650 | MSTN/U DAMPER MOTOR | |

# 350 & 360 Self-Contained Humidifers

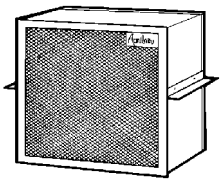

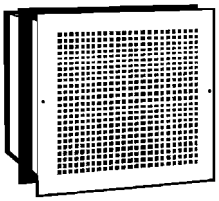

Designed specifically for installation in homes with radiators or baseboard heat. The 350/360 models are flexible enough to work equally well with central heating and cooling systems.

**Model 350**

This model is designed especially for basement installations of hydronically heated homes, but is equally suitable for use with any other type of heat. The unit can also be installed in a closet, utility room, or heated crawl space. The Model 350 can be installed independently of the forced air heating system in a conditioned space to provide humidity as needed. Humidistat and saddle valve are included.

**Model 360**

This model is designed especially for any residence, condominium, town house, or apartment, regardless of the type of heating system. It is installed through the wall and is completely independent of the heating system. Humidistat and saddle valve are included.

**Specifications**

- Evaporative Capacity: 0.5 gallons of water per hour using 140° service hot water at unit.
- Volume of Home (cubic feet): Loose Home 9,000 cu. ft. 2 air changes per hour. Average Home 18,000 cu. ft. 1 air change per hour. Tight Home 36,000 cu. ft. 1/2 air change per hour.

**Dimensions:**

- **Model 350:** 13-1/4" W x 12-3/4" H x 15" D.
- **Model 360:** 13-1/4" W x 12-3/4" H x 12-1/2" D.
- Wall frames and Grille: 16-1/2" W x 15-1/2" H.
- Ductwork: Model 350 (not supplied) 7" diameter round ductwork to supply grille. Supply grille 50 square inches of free area minimum.
- Drain Connection: 1/2" I.D. plastic hose direct to drain fitting on unit.

| STD PKG | U/M | BERCOR NUMBER | DESCRIPTION | PC-1 1-4 | PC-2 5-9 | PC-3 10 |
|---|---|---|---|---|---|---|
| 1 | EA | 41511 | 350 SELF CONTAINED DUCTED HUMIDIFIER WITH MANUAL CONTROL | | | |
| 1 | EA | 41512 | 360 SELF CONTAINED THRU THE WALL HUMIDIFIER WITH MANUAL CONTROL | | | |

# 400 Humidifier



The Aprilaire 400 humidifier features a built-in bypass damper and utilizes new evaporative technology to minimize water use. Gravity pulls water down, while the wicking action of the Water Panel® draws it back to the top, using 100% of the water delivered to the unit.

- Features truly automatic control.
- Has an evaporation capacity of 0.70 gallons per hour.
- Humidifies tightly-constructed homes up to a 4,000 square foot in size.
- 5 year warranty
- Unit Dimensions (In.): 15-3/8 W x 15-3/4 H x 10-1/4 D
- Plenum Opening (In.): 9-7/8 W x 12-5/8 H

| STD PKG | U/M | BERCOR NUMBER | DESCRIPTION | PC-1 1-4 | PC-2 5-9 | PC-3 10 |
|---|---|---|---|---|---|---|
| 24 | EA | 41190 | 400 DRAINLESS AUTOMATIC HUMIDIFIER (LARGE BYPASS) | | | |

## Aprilaire® 500 Humidifiers



This unit utilizes a manual humidifer control that can be installed in the living area or on the furnace ductwork. Along with all other models, it is equipped with a drain to flush minerals from the system. The Model 550 has an evaporative capacity of .50 gallons per hour.

- Unit Size (In.): 15-3/8 W x 13 H x 10-1/4 D
- Plenum Opening (In.): 9-1/2 W x 9-1/2 H
- 5 year warranty

| STD PKG | U/M | BERCOR NUMBER | DESCRIPTION | PC-1 1-4 | PC-2 5-9 | PC-3 10 |
|---|---|---|---|---|---|---|
| 27 | EA | 41191 | 500 AUTOMATIC HUMIDIFIER (SMALL BYPASS) | | | |
| 27 | EA | 41192 | 500M MANUAL HUMIDIFIER (SMALL BYPASS) | | | |

## Aprilaire® 600 Humidifiers



A computer equipped bypass humidifier that features state-of-the-art automatic control. The 600 can be installed with an outdoor sensor for automatic operation or without the outdoor sensor for manual operation.

- 5 year warranty
- Unit Size (In.): 15-3/8 W x 15-3/4 H x 10-1/4 D
- Plenum Opening (In.): 9-7/8 W x 12-5/8 H
- Humidistat that can be operated in either the automatic or manual mode.
- Built-in bypass damper. No need to carry extra parts.
- Reversible housing. Allows for quick conversion to a right or left hand bypass without using any tools.
- Reduce inventory. One unit replaces the 558, 560, and 568 models. One unit on the truck to satisfy customers needs.
- Conveniently labeled for summer and winter settings.

| STD PKG | U/M | BERCOR NUMBER | DESCRIPTION | PC-1 1-4 | PC-2 5-9 | PC-3 10 |
|---|---|---|---|---|---|---|
| 24 | EA | 41193 | 600 AUTOMATIC HUMIDIFIER (LARGE BYPASS) | | | |
| 24 | EA | 41194 | 600M MANUAL HUMIDIFIER (LARGE BYPASS) | | | |

## Aprilaire® 700 Humidifiers



Plenum mounted power humidifier features easy installation. Non-rust construction features safe proven flow-through design for two way elimination of trouble causing minerals. Humidistat and saddle valve are included.

Aprilaire® Automatic Humidifier is the world's first completely automatic humidifier, featuring an exclusive automated "no-touch" computer operation that eliminates the need for constant manual adjustments.

**Specifications**

- 5 year warranty
- Dimensions (In.): 15-29/32 W x 15-31/32 H x 10-11/32 D
- Plenum Opening (In.): 15 W x 14-3/16 H
- Drain Connection: 1/2" ID Plastic Hose Direct to Drain Fitting on Unit.
- Evaporative Capacity: .75gph

**Sq. Ft. Area**

- Loose: 1050
- Average: 2,100
- Tight: 4,200

| STD PKG | U/M | BERCOR NUMBER | DESCRIPTION | PC-1 1-4 | PC-2 5-9 | PC-3 10 |
|---|---|---|---|---|---|---|
| 24 | EA | 41195 | 700 AUTOMATIC HUMIDIFIER (FAN POWERED) | | | |
| 24 | EA | 41196 | 700M MANUAL HUMIDIFIER (FAN POWERED) | | | |

# Aprilaire® Whole-House Steam Humidifier

## Ducted and Ductless Options



### Model 800 Humidifier

- For applications with forced air heating—uses existing HVAC system duct to deliver steam.
- Unit operates at 120, 208, or 240 VAC and at 11.5 or 16.0 Amps.
- Remote and duct mounted options
- Steam dispersion tube, stem hose, drain tube included.
- Model 62 Automatic digital humidifier control with outdoor sensor included.
- Water Hardness: 3 to 36 grain per gallon—water filtration not necessary.
- Supply water pressure must be between 25 psi and 120 psi.

### Model 865 Ductless Humidifier Package

- For applications with non-forced air heating sources.
- Includes: 800 humidifier, 850 Fan Pack, 65 digital humidistat, 4208 drain tap assembly, steam hose, drain tube.

### Model 850 Fan Pack

- Used with the 800 humidifier to disperse humidity in applications without ductwork.
- On call for humidity the 800 provides power to the Fan Pack and the Fan Pack blower distributes the steam to the room.
- Stainless steel dispersion chamber.
- Noise dampening housing liner.
- Ultra quiet fan.

| Voltage | Steam Capacity (GPD) | Current Draw (Amps) | kW | Dimensions W x H x D (In.) | Humidifier Unit Operating Weight (Lbs) |
|---|---|---|---|---|---|
| 120V | 11.5 | 11.5 | 1.4 | 10-1/8 X 20-7/8 X 7-1/8 | 27 |
| | 16.0 | 16.0 | 1.9 | | |
| 208V | 20.5 | 11.5 | 2.4 | | 27 |
| | 30.0 | 16.0 | 3.3 | | |
| 540V | 23.3 | 11.5 | 2.8 | | 27 |
| | 34.6 | 16.0 | 3.8 | | |

| STD PKG | U/M | BERCOR NUMBER | DESCRIPTION | PC-1 1-4 | PC-2 5-9 | PC-3 10 |
|---|---|---|---|---|---|---|
| 1 | EA | 70054 | 865 RESIDENTIAL STEAM HUMIDIFIER WITH MODEL 850 FAN PACK | | | |
| 1 | EA | 70048 | 800 STEAM HUMIDIFIER WITH AUTOMATIC DIGITAL CONTROL | | | |
| 4 | EA | 70053 | 850 FAN PACK FOR 800 STEAM HUMIDIFIER | | | |
| 6 | EA | 70049 | 80 REPLACEMENT STEAM CANISTER MODEL 800 | | | |

# Aprilaire® Evaporator Elements for Humidifiers

| For Use with the Following | STD PKG | U/M | BERCOR NUMBER | DESCRIPTION | PC-1 L/CTN | PC-2 F/CTN | PC-3 4 CTNS |
|---|---|---|---|---|---|---|---|
| 110, 220, 500, 550, 570, 558 | 10 | EA | 41610 | 10 WATER PANEL EVAPORATOR ELEMENTS | | | |
| 112, 224, 225, 440, 445, 448 | 10 | EA | 41607 | 12 WATER PANEL EVAPORATOR ELEMENTS | | | |
| 350, 360, 560, 568, 600, 700, 760, 768 | 10 | EA | 41608 | 35 WATER PANEL EVAPORATOR ELEMENTS | | | |
| 400 | 5 | PKG | 41609 | 45 WATER PANEL EVAPORATOR ELEMENT | | | |
| 1200 | 1 | EA | 41518 | 1200 WATER PANEL EVAPORATOR ELEMENTS | | | |

# ADAMS MANUFACTURING COMPANY 50 & 51 Current Sensing Relays

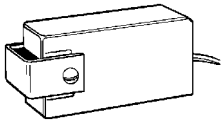

### Model 50

For interfacing Aprilaire humidifiers with heat pumps and furnaces with multi-speed blower motors. This relay eliminates the need for alternative interfacing equipment such as sail switches, pressure switches, relays, and temperature switches. No need for line voltage wiring.

### Model 51

To interface electronic air cleaners with all types of forced warm air furnaces and air conditioning quickly, easily and inexpensively.

| STD PKG | U/M | BERCOR NUMBER | DESCRIPTION | PC-1 EACH |
|---|---|---|---|---|
| 1 | EA | 41626 | 50 (A50) ELECTRONIC RELAY 24V | |
| 1 | EA | 41627 | 51 (A51) SENSING RELAY 115V | |

# Aprilaire® Humidifier Parts

| For Use with the Following | STD PKG | U/M | BERCOR NUMBER | DESCRIPTION | PC-1 EACH |
|---|---|---|---|---|---|
| 330 | 12 | EA | 41642 | 4004 IN-LINE STRAINER | |
| 110, 112 | 1 | EA | 41625 | 4005 SOLENOID VALVE | |
| 110, 220 | 144 | EA | 41598 | 4007 WHITE ORIFICE | |
| All | 1 | EA | 41622 | 4010 RP TRANSFORMER | |
| 112, 224, 330 | 144 | EA | 41595 | 4021 RED ORIFICE | |
| 800 | 1 | EA | 41629 | 4028 DRAIN TRAP ASSEMBLY FOR MODEL 800 | |
| 220, 224, 440, 558, 568, 600, 768 | 1 | EA | 41674 | 4040 24V WATER SOLENOID VALVE | |
| 350, 360, 440 | 1 | EA | 41724 | 4079 FEED & NOZZLE | |
| 445 | 1 | EA | 41678 | 4088 FLOAT ONLY | |
| 445 | 1 | EA | 41680 | 4090 FAN BLADE | |
| 445 | 1 | EA | 41681 | 4091 HOSE AND NOZZLE | |
| 350, 360 | 1 | EA | 41752 | 4183 DISTRIBUTION TRAY COVER | |
| 350, 360, 558, 568 | 1 | EA | 41753 | 4184 NOZZLE | |
| 350, 360 | 1 | EA | 41760 | 4191 SOLENOID VALVE | |
| 550, 558 | 10 | EA | 41664 | 4217 SCALE CONTROL INSERT | |
| 550, 558 | 1 | EA | 41665 | 4218 WATER DISTRIBUTION TRAY | |
| 550, 560, 558, 568, 600 | 6 | EA | 41666 | 4223 DRAIN SPUD | |
| 550, 558 | 1 | EA | 41668 | 4226 FEED TUBE WITH COMPRESSION SLEEVE | |
| 400, 400A, 500, 500A, 500M, 550, 560, 600, 600A, 600M | 144 | EA | 41725 | 4231 YELLOW ORIFICE | |
| 350, 360, 700, 700A, 700M, 760 | 144 | EA | 41723 | 4232 BLUE ORIFICE | |
| 760, 768 | 1 | EA | 41773 | 4235 FEED TUBE WITH NOZZLE | |
| 560, 760, 568, 768 | 12 | EA | 41776 | 4236 SCALE CONTROL INSERT 700A&700M | |
| 760, 768 | 1 | EA | 41777 | 4237 MOTOR | |
| 760, 768 | 1 | EA | 41778 | 4238 CIRCUIT BOARD | |
| 760, 768 | 1 | EA | 41596 | 4239 FEMALE DISCONNECT ASSEMBLY | |
| 760, 768 | 1 | EA | 41597 | 4240 MALE DISCONNECT ASSEMBLY | |
| 760, 768 | 1 | EA | 41780 | 4246 WATER DISTRIBUTION TRAY | |
| 760, 768 | 1 | EA | 41781 | 4247 FAN BLADE | |
| 110, 112, 350, 360, 445, 1120, 1130, 1140 | 1 | EA | 41646 | 4258 120V HUMIDIFIER CONTROL | |
| 560, 568 | 1 | EA | 41685 | 4266 FEED TUBE WITH COMPRESSION SLEEVE | |
| 560, 568 | 1 | EA | 41663 | 4277 WATER DISTRIBUTION TRAY | |
| 600 | 1 | EA | 41599 | 4330 SCALE CONTROL INSERT | |
| 600 | 1 | EA | 41600 | 4331 WATER DISTRIBUTION TRAY | |
| 600 | 1 | EA | 41601 | 4332 600 DAMPER ASSEMBLY | |
| 400, 600 | 1 | EA | 41770 | 4335 FEED TUBE MODEL 400 & 600 | |
| 500A, 500M | 10 | EA | 41330 | 4640 INSERT SCALE CONTROL | |
| 500M, 600M, 700M | 1 | EA | 41623 | 4655 MANUAL HUMIDIFIER CONTROL | |
| 700, 700M, 760, 760A, 768 | 1 | EA | 41687 | 4670 BLUE/GRAY MOTOR | |
| 700A, 700M | 1 | EA | 41730 | 4740 RELAY | |
| 600, 700 | 1 | EA | 41333 | 4851 BLOWER ACTIVATION RELAY | |
| 558, 568, 600, 768 | 1 | EA | 41523 | 56 AUTOMATIC HUMIDIFIER CONTROL | |
| 400, 500, 600, 700 | 1 | EA | 41652 | 60 AUTOMATIC DIGITAL HUMIDIFIER CONTROL W/BLOWER ACTIVATION | |
| 800 | 1 | EA | 41653 | 62 AUTOMATIC DIGITAL HUMIDIFIER CONTROL FOR 800 STEAM ONLY | |
| 1830, 1850, 1850F, 1870 | 1 | EA | 41701 | 76 DIGITAL DEHUMIDIFIER CONTROL | |
| 558, 568, 600, 768 | 1 | EA | 41524 | 8052 DUCT OR OUTDOOR MOUNT TEMPERATURE SENSOR | |

# Honeywell TrueEase™ HE Evaporative Humidifiers

## Bypass and Fan Powered Models







### Basic Bypass Model Features

- Interchangeable bypass
- One-piece design
- Integrated wiring
- Quick-connect plumbing
- Familiar footprint
- User-friendly pad access

### Advanced Bypass Model Features

- Interchangeable bypass
- One-piece design
- Integrated wiring
- Quick-connect plumbing
- Familiar footprint
- User-friendly pad access
- Quiet operation
- Up to 30% water savings
- Energy savings

### Fan-Powered Model Features

- One-piece design
- Integrated wiring
- Quick-connect plumbing
- Familiar footprint
- User-friendly pad access
- Quiet operation

| Model | Humidifies Up to (Cu. Ft.) | Capacity GPD | Unit W x D x H (In.) | Plenum Opening W x H (In.) | Bypass Duct Opening (In.) | Includes |
|---|---|---|---|---|---|---|
| HE100/150 | 16,000 | 12 | 14.1 x 10.1 x 14 | 9-5/16 x 9-7/16 | 6 | Mounting template, humidistat, humidifier pad, and self-piercing valve |
| HE200/250 | 20,000 | 17 | 15 x 10.1 x 17.15 | 9-3/4 x 12-5/8 | 6 | |
| HE300 | 24,000 | 18 | 15.5 x 10.3 x 16.8 | 13-1/2 x 14-1/16 | 6 | |

### Bypass Humidifiers (Basic and Advanced)

| STD PKG | U/M | BERCOR NUMBER | DESCRIPTION | PC-1 1-4 | PC-2 5-9 | PC-3 10 |
|---|---|---|---|---|---|---|
| 24 | EA | 78209 | HE100A1000/U 12 GPD BASIC BYPASS EVAPORATIVE HUMIDIFIER | | | |
| 24 | EA | 78210 | HE150A1005/U 12 GPD ADVANCED BYPASS EVAPORATIVE HUMIDIFIER | | | |
| 18 | EA | 78211 | HE200A1000/U 17 GPD BASIC BYPASS EVAPORATIVE HUMIDIFIER | | | |
| 18 | EA | 78212 | HE250A1005/U 17 GPD ADVANCED BYPASS EVAPORATIVE HUMIDIFIER | | | |

### Fan-Powered Humidifier (Advanced)

| | | | | | | |
|---|---|---|---|---|---|---|
| 8 | EA | 78213 | HE300A1005/U 18 GPD ADVANCED FAN- POWERED EVAPORATIVE HUMIDIFIER | | | |

# Honeywell Electrode Humidifier



## Features

- Requires only a portable water supply and water drainage.
- Application Flexibility: Use the remote-mount kit for installation up to five feet from the sytem.
- It can produce 11 GPD with 120V power or 22 GPD with 240V power.
- Humidity Boost on the HumidiPRO controller can increase relative humidity by 5 or 10%.
- Maintenance is easy due to the disposable canister.
- Dimensions: 11.5 x 6.75 x 21.5
- Weight: 15 lbs

## Control Options

- HumidiPRO (included) is easy to use and features auto-adaptive technology to adjust for changes in the weather.
- Prestige IAQ and VisionPRO 8000 thermostats allow the humidifier to communicate with the wireless outdoor sensor to make automatic humidity adjustments

## Capactiy

| Home Construction | GPD at 8,000 Cu. Ft. | GPD at 12,000 Cu. Ft. | GPD at 16,000 Cu. Ft. | GPD at 20,000 Cu. Ft. | GPD at 24,000 Cu. Ft. | GPD at 28,000 Cu. Ft. | GPD at 32,000 Cu. Ft. |
|---|---|---|---|---|---|---|---|
| **Tight** | 11 | 11 | 11 | 11 | 11 | 22 | 22 |
| **Average** | 11 | 11 | 22 | 22 | 22 | (1) 11<br>(1) 22 | (1) 11<br>(1) 22 |
| **Loose** | 22 | 22 | 22 | (1) 11<br>(1) 22 | (1) 11<br>(1) 22 | (2) 22 | (1) 11<br>(1) 22 |

## Steam Humidifier

| STD PKG | U/M | BERCOR NUMBER | DESCRIPTION | PC-1 EACH |
|---|---|---|---|---|
| 1 | EA | 78205 | HM700A1000/U ELECTRODE STEAM HUMIDIFIER | |

## Accessories and Replacement Parts

| STD PKG | U/M | BERCOR NUMBER | DESCRIPTION | PC-1 EACH |
|---|---|---|---|---|
| 1 | EA | 78206 | HM700ACYL2/U ELECTRODE HUMIDIFIER REPLACEMENT CANISTER | |
| 1 | EA | 78216 | HM700ADISTKIT/U ELECTRODE HUMIDIFIER STEAM DISTRIBUTION KIT | |
| 1 | EA | 78214 | HM700ADVALVE/U ELECTRODE HUMIDIFIER REPLACEMENT DRAIN VALVE | |
| 1 | EA | 78215 | HM700AFVALVE/U ELECTRODE HUMIDIFIER REPLACEMENT FILL VALVE | |
| 1 | EA | 78207 | HM700AHOSEKIT/U ELECTRODE HUMIDIFIER 15' STEAM HOSE | |
| 1 | EA | 78229 | HM700APCB/U ELECTRODE HUMIDIFIER REPLACEMENT PC BOARD | |
| 1 | EA | 78230 | HM700ATX/U ELECTRODE HUMIDIFIER REPLACEMENT TRANSFORMER | |

# Honeywell Humidifier Parts and Accessories

| For Use With the Following | STD PKG | U/M | Bercor Number | Description | PC-1 EACH |
|---|---|---|---|---|---|
| HE120 | 1 | EA | 74949 | 32000146-001 REPLACEMENT PAD W/CLIPS HE120 | |
| HE220, 260, 225, 265 | 1 | EA | 74944 | 32001615-001/U DRAIN FITTING FOR HE220/HE260 | |
| HE225 | 2 | EA | 78156 | 32001619-001/U DISTRIBUTION TRAY F/HE225 | |
| HE225 | 2 | EA | 78154 | 32001621-001/U FRAME F/HE225 | |
| HE265, 365 | 2 | EA | 78157 | 32001630-001/U DISTRIBUTION TRAY F/HE265-365 | |
| HE265, 365 | 2 | EA | 78155 | 32001632-001/U FRAME F/HE265-365 | |
| HE220, 260, 225, 265 | 1 | EA | 74941 | 32001639-002/U SOLENOID VALVE ASSY HE220/260 | |
| HE100A, 150A | 2 | EA | 78227 | 32001652-002/U 10 VOLT TRANSFORMER | |
| HE360 | 2 | EA | 74850 | 32001676-001/U PRINTED WIRING BOARD FOR HE360 | |
| HE220, 260, 225, 265 | 1 | EA | 74942 | 32001752-001/U HARDWARE KIT F/HE220/260 FEED TUBE AND NOZZLE KIT | |
| HE360, 365 | 2 | EA | 74849 | 32001876-001/U SOLENOID VALVE ASSY HE360 | |
| HE365 | 1 | EA | 78158 | 32005376-001/U FAN MOTOR FOR HE360/365 | |
| HM506H, HM509H, and HM512H | 1 | EA | 70461 | 50024917-001/U TRUESTEAM REMOTE HOSE KIT 10' | |
| HM506H, HM509H, and HM512H | 1 | EA | 70462 | 50024917-002/U TRUESTEAM REMOTE HOSE KIT 20' | |
| HM506H, HM509H, and HM512H | 1 | EA | 70470 | 50027910-00/U DIFFERENTIAL PRESSURE SWITCH | |
| HM506H, HM509H, and HM512H | 1 | EA | 70465 | 50027997-001/U SOLENOID VALVE | |
| HM506H, HM509H, and HM512H | 1 | EA | 70471 | 50027998-002/U WATER LEVEL SENSOR | |
| HM506H, HM509H, and HM512H | 1 | EA | 70464 | 50028001-001/U REMOTE NOZZLE | |
| HM506H, HM509H, and HM512H | 1 | EA | 70463 | 50028003-001/U DUCT NOZZLE | |
| HM506H, HM509H, and HM512H | 1 | EA | 70466 | 50028044-001/U IN-LINE WATER FILTER | |
| HE100A, 150A | 2 | EA | 78219 | 50041861-001/U FRAME AND TRAY FOR SMALL BYPASS MODELS | |
| HE200A, 250A | 2 | EA | 78220 | 50041861-002/U FRAME AND TRAY FOR LARGE BYPASS MODELS | |
| HE150A, 250A, 300A | 2 | EA | 78218 | 50041883-001/U DC SOLENOID VALVE | |
| HE100A, 200A | 2 | EA | 78217 | 50041883-002/U AC SOLENOID VALVE | |
| HE200A | 2 | EA | 78231 | 50041890-002/U LARGE HUMIDIFIER AUTOMATIC DAMPER | |
| HE300A | 2 | EA | 78225 | 50041919-001/U FRAME AND TRAY ASSEMBLY FOR FAN MODEL | |
| HM506H, HM509H, and HM512H | 12 | PKG | 70496 | 50044721-001/U WATER HARDNESS TEST KIT | |
| HE300A | 2 | EA | 78224 | 50045729-001/U BLOWER AND MOTOR ASSEMBLY WITH ISOLATOR | |
| HM506H, HM509H, and HM512H | 1 | EA | 70499 | 50045947-001/U RO FILTER SYSTEM WITH STORAGE TANK | |
| HM506H, HM509H, and HM512H | 1 | EA | 70500 | 50046086-001/U FILTER REPLACEMENT KIT | |
| HE200A, 250A, 300A | 2 | EA | 78228 | 50050349-001/U 15 VOLT TRANSFORMER | |
| HE300A | 2 | EA | 78226 | 50052653-001/U WIRE TERMINAL COVER FOR FAN MODEL | |
| HE300A | 2 | EA | 78223 | 50057547-001/U HE300 CIRCUIT BOARD | |
| HE150A | 2 | EA | 78221 | 50057547-002/U HE150 CIRCUIT BOARD | |
| HE250A | 2 | EA | 78222 | 50057547-003/U HE250 CIRCUIT BOARD | |
| HM506H, HM509H, and HM512H | 12 | EA | 78493 | DG115EZIAQ/U TRUE IAQ DIGITAL CONTROL | |
| HE100A, 150A, 220, 225 | 10 | EA | 74946 | HC22A1007/U HUMIDIFIER PAD FOR HE220 | |
| HE100A, 150A, 220, 225 | 10 | EA | 78136 | HC22E1003/U AGION HUMIDIFIER PAD F/HE225/HE220 | |
| HE200A, 250A, 260, 265, 300A, 360 | 10 | EA | 74948 | HC26A1008/U HUMIDIFIER PAD HE260/360 | |
| HE200A, 250A, 260A, 265, 300A, 350A, 360, 365 | 10 | EA | 78137 | HC26E1004/U AGION HUMID PAD F/HE265/260/365/360 | |

# TRION® Parts for Flow-Through Humidifiers

| For Use with the Following | STD PKG | U/M | BERCOR NUMBER | DESCRIPTION | PC-1 EACH |
|---|---|---|---|---|---|
| G100 | 6 | EA | 41544 | G-116-6 EVAPORATOR PADS | |
| G100 | 1 | EA | 41546 | G-122 POWER CONTROL BOARD | |
| G100, G200 | 12 | EA | 41553 | G-125 FILTER | |
| G100, G200 | 1 | EA | 41549 | G-139 12VA TRANSFORMER | |
| G100 | 1 | EA | 41550 | G-155 353226-001 DRAIN TRAY ASSEMBLY | |
| G200 | 6 | EA | 41554 | G-206-6 EVAPORATOR PADS | |
| G200 | 12 | EA | 41557 | G-217 .018IN FLUID RESTRICTORS | |

## 1000A & M Elite Flow-Through Fan Powered Humidifiers



Every GeneralAire Elite Flow-Through Humidifier features the patented KineticFlo® water distribution trough system. The Kinetic Flo design assures that every square inch of the VaporPad® surface area is covered yielding top evaporative efficiency.

All GeneralAire Elite flow-through humidifiers are manufactured with DuraPlast®. DuraPlast is an ultra-violet stable automotive grade plastic ensuring a durable quality design.

**1000A**
- Automatic humidistat
- 18.0 GPD
- Replacement evaporator/element: GA19, 990-13
- 10 year warranty
- Unit size (In.): 16 W x 16-1/2 H x 10 D
- Plenum opening (In.): 14 W x 12 H

**1000M**
- Manual humidistat
- 18.0 GPD
- Replacement evaporator/element: GA19, 990-13
- 10 year warranty
- Unit size (In.): 16 W x 16-1/2 H x 10 D
- Plenum opening (In): 14 W x 12 H

| STD PKG | U/M | BERCOR NUMBER | DESCRIPTION | PC-1 1-4 | PC-2 5-9 | PC-3 10 |
|---|---|---|---|---|---|---|
| 1 | EA | 45742 | 1000A 18GPD 120V AUTOMATIC FAN POWERED HUMIDIFIER | | | |
| 1 | EA | 45744 | 1000M 18GPD 120V MANUAL FAN POWERED HUMIDIFIER | | | |

## 900M Elite Flow-Through Bypass Humidifier



Every GeneralAire Elite Flow-Through Humidifier features the patented KineticFlo® water distribution trough system. The Kinetic Flo design assures that every square inch of the VaporPad® surface area is covered yielding top evaporative efficiency.

All GeneralAire Elite flow-through humidifiers are manufactured with DuraPlast®. DuraPlast is an ultra-violet stable automotive grade plastic ensuring a durable quality design.

- Manual humidistat
- 17.0 GPD
- Replacement evaporator/element: GA19, 990-13
- 10 year warranty
- Unit size (In.): 12 W x 16-1/2 H x 10 D
- Plenum opening (In.): 8-3/4 W x 12 H
- Bypass duct diameter (In.): 6

| STD PKG | U/M | BERCOR NUMBER | DESCRIPTION | PC-1 1-4 | PC-2 5-9 | PC-3 10 |
|---|---|---|---|---|---|---|
| 1 | EA | 45743 | 900M 17GPD 6IN 24V MANUAL BYPASS HUMIDIFIER | | | |

## 570M Elite Flow-Through Bypass Humidifiers
### Designed for Smaller Sized Homes



Every GeneralAire Elite Flow-Through Humidifier features the patented KineticFlo® water distribution trough system. The Kinetic Flo design assures that every square inch of the VaporPad® surface area is covered yielding top evaporative efficiency.

All GeneralAire Elite flow-through humidifiers are manufactured with DuraPlast®. DuraPlast is an ultra-violet stable automotive grade plastic ensuring a durable quality design.

- Manual humidistat
- Includes: M3 select-control
- 12.0 GPD
- Replacement evaporator/element: GA10
- Unit size (In.): 11-7/8 W x 13-3/8 H x 9-1/2 D
- Plenum opening (In.): 8-3/4 W x 9-1/2 H
- Bypass duct diameter (In.): 6

| STD PKG | U/M | BERCOR NUMBER | DESCRIPTION | PC-1 1-4 | PC-2 5-9 | PC-3 10 |
|---|---|---|---|---|---|---|
| 1 | EA | 45740 | 570M 12GPD 6IN 24V MANUAL BYPASS HUMIDIFIER | | | |

## 1137 Legacy Flow-Through Fan Powered Humidifier



A portion of the heated air from the furnace passed through a water-soaked Vapor Pad® where it absorbs additional moisture and then returns for distribution throughout your home.

Water is metered into a patented KineticFlo® trough and uniformly dispersed across the Vapor Pad. Unevaporated water drains from the bottom of the unit to eliminate mineral build-up.

- Manual humidistat
- Includes: M3 select-control
- 21.3 GPD
- Replacement evaporator/element: 990-13
- 5 year warranty
- Unit size (In.): 16 W x 14 H x 10 D
- Plenum opening (In.): 15 W x 9-1/2 H

| STD PKG | U/M | BERCOR NUMBER | DESCRIPTION | PC-1 1-4 | PC-2 5-9 | PC-3 10 |
|---|---|---|---|---|---|---|
| 1 | EA | 45657 | 1137 21.3 GPD 120V DRAIN TYPE FAN POWER HUMIDIFIER | | | |

## 1042 & 1099 Legacy Flow-Through Bypass Humidifier





A portion of the heated air from the furnace passed through a water-soaked Vapor Pad® where it absorbs additional moisture and then returns for distribution throughout your home.

Water is metered into a patented KineticFlo® trough and uniformly dispersed across the Vapor Pad. Unevaporated water drains from the bottom of the unit to eliminate mineral build-up.

**1042-LH**
- Manual humidistat
- Includes: M3 select-control
- 19.2 GPD
- Replacement evaporator/element: 990-13
- 5 year warranty
- Unit size (In.): 15 W x 11-1/2 H x 9 D
- Plenum opening (In.): 10-1/4 W x 9-1/2 H
- Bypass duct diameter (In.): 6

**1099-LHS**
- Manual humidistat
- Includes: M3 select-control
- 23.0 GPD
- Replacement evaporator/element: GA23, 1099-20
- 5 year warranty
- Unit size (In.): 16 W x 16 H x 11 D
- Plenum opening (In.): 13-1/4 W x 9-1/4 H
- Bypass duct diameter (In.): 7

| STD PKG | U/M | BERCOR NUMBER | DESCRIPTION | PC-1 1-4 | PC-2 5-9 | PC-3 10 |
|---|---|---|---|---|---|---|
| 1 | EA | 45662 | 1042LH 19.2 GPD 24V FLOW THROUGH BY-PASS HUMIDIFIER | | | |
| 1 | EA | 45634 | 1099LHS 23.1 GPD 24V FLOW THROUGH BY-PASS HUMIDIFIER | | | |

# DS15P & DS25LC Elite Steam Duct Mount Humidifiers



The Elite Steam is an electrode humidifier that produces steam for humidification by passing electric current through the water between metal electrodes in the plastic steam generator cylinder.

- Integrated smart monitoring drain pump assembly
- Self contained immersed electrode design
- Disposable steam generating cylinder
- High water level and foam detection monitoring
- Drain tempering
- 20% adjustable capacity from rated max output
- Integrated AHU fan relay for on demand humidification

**DS15P**

- Automatic humidistat
- 15.8 GPD
- Replacement evaporator/element: 15-14
- 2 year warranty
- Unit size (In.): 13-1/8 W x 23-3/4 H x 8-1/4 D

**DS25LC**

- Automatic humidistat
- Includes: low conductivity cylinder
- 25-35 GPD
- Replacement evaporator/element: 35-14
- 2 year warranty
- Unit size (In.): 13-1/8 W x 23-3/4 H x 8-1/4 D

| STD PKG | U/M | BERCOR NUMBER | DESCRIPTION | PC-1 1-4 | PC-2 5-9 | PC-3 10 |
|---|---|---|---|---|---|---|
| 1 | EA | 45679 | DS15P 15 GAL 120V ELITE STEAM W/DRAIN PUMP HUMIDIFIER | | | |
| 1 | EA | 45681 | DS25LC 25 GAL 230V W/DRAIN PUMP ELITE STEAM HUMIDIFIER | | | |
| 1 | EA | 45624 | DMNKIT DUCT MOUNT KIT INCLUDES 8FT HOSE FOR DS35/DS15 | | | |

NOTE: The DMNKit is required with the DS15P and DS25LC.

# GENERALAire Evaporator Elements and Humidifier Parts

## Evaporator Elements

| For Use With | STD PKG | U/M | BERCOR NUMBER | DESCRIPTION | PC-1 L/CTN | PC-2 F/CTN | PC-3 4 CTNS |
|---|---|---|---|---|---|---|---|
| 65 | 12 | EA | 45665 | 65-5 7IN W 5IN I.D. REPLACEMENT EVAPORATOR SLEEVE FOR MODEL 65 | | | |
| 81 | 12 | EA | 45626 | 81-15 7 1/2IN W 6 1/2IN I.D. REPLACEMENT EVAPORATOR SLEEVE FOR MODEL 81 | | | |
| 800 | 40 | PKG | 44941 | 880 5PK EVAPORATOR PLATES | | | |
| 709, -L, -LH; 1137; 1042, -L, -LH; 1042-R; 1040, -L | 6 | EA | 45670 | 990-13 REPLACEMENT EVAPORATOR PAD FOR MODEL 1137 | | | |
| 1099, -L, LH | 6 | EA | 45635 | 1099-20 REPLACEMENT EVAPORATOR PAD FOR 1099LHS & 1099LH | | | |
| 570 | 10 | EA | 45672 | GA10 7900 REPLACEMENT EVAPORATOR PAD FOR 570M 570A | | | |
| 900, 1000 | 10 | EA | 45658 | GA19 7919 REPLACEMENT EVAPORATOR PAD 900A 1000A 900M 1000M | | | |
| 950 | 10 | EA | 45659 | GA23 REPLACEMENT EVAPORATOR PAD FOR MODEL 950 & 1099LHS | | | |
| 350, 360, 560, 568, 600, 768, 700, 760 | 10 | EA | 45688 | GA35 7902 REPLACEMENT EVAPORATOR PADS FOR MODEL 350 360 568 | | | |

## Humidifier Parts

| For Use With | STD PKG | U/M | BERCOR NUMBER | DESCRIPTION | PC-1 EACH |
|---|---|---|---|---|---|
| DS15 | 1 | EA | 45617 | 15-14 REPLACEMENT STEAM CYLINDER FOR DS15/RS15 | |
| DS15, DS35 | 1 | EA | 45619 | 20-1 STEAM NOZZLE FOR DS15/RS15 & DS35/RS35 | |
| DS25LC | 1 | EA | 45621 | 35-15 REPLACEMENT STEAM CYLINDER FOR DS25LC | |
| 81 | 1 | EA | 45685 | 81-4 WATER PAN | |
| 65; 81 | 1 | EA | 45690 | 81-21 FLOAT VALVE ASSEMBLY | |
| 81 | 1 | EA | 45691 | 81-22 DRUM ASSEMBLY | |
| 40; 45; 65; 81; 709-R; 1042-R; 1040-R; 1099-R | 1 | EA | 45636 | 727-58 24V (12VA) TRANSFORMER | |
| 65 | 1 | EA | 45637 | 727-40 MOTOR ASSEMBLY | |
| 709, -L, -LH; 1099, -L, -LH; 1137-R; 1040, -L; 1042, -L, -LH | 1 | EA | 45652 | 975-33 PUMP MOTOR | |
| 709, -L, -LH; 1040, -L | 200 | FT | 45671 | 990-31 DRAIN TUBE | |
| 709, -L, -LH; 1099, -L, -LH; 1137; 1040, -L; 1042, -L, -LH | 1 | EA | 45655 | 990-37-75 ORIFICE & STRAINER ASSEMBLY | |
| 709, 1042, 1040 | 1 | EA | 45674 | 990-52 115V SOLENOID VALVE FOR 1042 | |
| 709, -L, -LH; 1042, -L, -LH; 1040, -L, -LH | 1 | EA | 45675 | 990-53 24V SOLENOID VALVE FOR 1042LH | |
| 1099 | 1 | EA | 45716 | 1099-42 24V SOLENOID VALVE ASSEMBLY | |
| 1137; 1042, -L, -LH, -R | 1 | EA | 45710 | 1137-3 DRAIN PAN | |
| 1137, 1137R | 1 | EA | 45682 | 1137-8 FAN MOTOR | |
| 1137 | 1 | EA | 45714 | 1137-17 120V SOLENOID VALVE ASSEMBLY | |
| DS35, DS15 | 1 | EA | 45624 | DMNKIT DUCT MOUNT KIT INCLUDES INCL 8FT HOSE FOR DS35/DS15 | |
| DS25LC, DS15P | 1 | EA | 45614 | EDMK4 7675 ECONOMY DUCT MOUNT KIT FOR DS25LC AND DS15P | |
| 900 | 1 | EA | 45724 | GA4040 24V SOLENOID VALVE | |
| 1000 | 1 | EA | 45718 | GA4045 24V SOLENOID VALVE W/HARNESS | |
| 500, 550, 570, 600, 900, 1000 | 12 | EA | 45721 | GA4231 YELLOW ORIFICE | |
| | 1 | EA | 45686 | GA4237 7584 MOTOR FOR 1000,760,700 | |
| 1137 | 1 | EA | 45717 | GA4238 RELAY CIRCUIT BOARD | |
| | 1 | EA | 45745 | GFX3 24V WALL/ DUCT MOUNT AUTO DIGITAL TEMP COMPENSATING HUMIDISTAT | |
| 709, -L, -LH; 1099, -L, -LH; 1137; 1042, -L, -LH | 1 | EA | 45654 | P103-104-111 CONNECTOR FITTINGS | |
| MHX3, MHX3C, DHX3 (For Wall or Duct installation | 1 | EA | 40032 | WMH3 7053 7053 WALL MOUNT HOUSING | |
| | 1 | EA | 45683 | MHX3C 7038 24V WALL OR DUCT MOUNT MANUAL HUMIDISTAT | |

# Humid-a-Mist HUM-100 Pulse Humidifier



For use in forced air, gas, electric, or heat pump units. The Humid-a-Mist is designed to maintain a broad range of humidity levels in a residential or commercial space by means of a by-pass pulse board, a misting nozzle, water solenoid valve, and a water filter cartridge.

- Humidistat: Wall or duct mounted with by-pass mode works with or without heat.
- Unit Size: 5-1/2" W x 4-1/4" H x 1-1/2" D.
- Water Supply: 1/4" plastic tubing supplied.
- Electrical: 24V control, 120V fan switch 60Hz, .24 amp draw.
- Capacity: 1.4 to 14.7 GPD

| For Use with the Following | STD PKG | U/M | BERCOR NUMBER | DESCRIPTION | PC-1 EACH |
|---|---|---|---|---|---|
| — | 1 | EA | 41530 | HUM-100 HUMID-A-MIST PULSE HUMIDIFIER | |
| HUM-100 | 1 | EA | 41531 | HUM-100-P CONTROL BOARD | |
| HUM-100, HYDRO-120 | 5 | EA | 41535 | NK-101 NOZZLE KIT | |
| HUM-100 | 5 | EA | 41529 | NZ-008 1/2 GALLON NOZZLE | |
| HUM-100, HYDRO-120 | 5 | EA | 41534 | NZ-012 1 GALLON NOZZLE | |
| HUM-100, HYDRO-120 | 1 | EA | 41532 | S-24 SOLENOID | |
| HUM-100, HYDRO-120 | 5 | EA | 41533 | W-500 WATER FILTER | |

ESP ENERGY SAVING PRODUCTS

# Universal Humidifier Solenoid



All appropriate fittings are included in this kit with a universal bracket. Flow can easily be reversed by removing two screws, turning the solenoid 180°, and replacing the screws.

**NOTE** **Not** for use with the GeneralAire 1099 and 1042 Legacy flow-through, bypass humidifiers.

| STD PKG | U/M | BERCOR NUMBER | DESCRIPTION | PC-1 EACH |
|---|---|---|---|---|
| 1 | EA | 76772 | UHS24 24V UNIVERSAL HUMIDIFIER SOLENOID | |

# Humidifier Installation Supplies



701-012



701-020



701-019



701-034



701-018

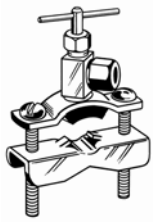

STV2LL

## Clear Vinyl Drain Hose

**Sold In Full Cartons Only**

| OD (In) | STD PKG | U/M | BERCOR NUMBER | DESCRIPTION | PC-1 1-4 CTNS | PC-2 5 CTNS |
|---|---|---|---|---|---|---|
| 1/4 | 1 | PKG | 41624 | 79131 (100FT) 1/4 ID VINYL HOSE | | |
| 1/2 | 1 | PKG | 41613 | 79132 (100FT) 5137 3/8 ID VINYL HOSE | | |
| 5/8 | 1 | PKG | 41614 | 79133 (100FT) 5150 1/2 ID VINYL HOSE | | |
| 3/4 | 1 | PKG | 41615 | 79134 (100FT) 5162 5/8 ID VINYL HOSE | | |
| 29/32 | 1 | PKG | 41612 | 79135 (100FT) 3/4 ID VINYL HOSE | | |

## Fittings for Drain Hose

| STD PKG | U/M | BERCOR NUMBER | DESCRIPTION | PC-1 EACH |
|---|---|---|---|---|
| 1 | PKG | 41578 | 701-012 3/8 BARB X 1/2 MPT ADAPTER 2/PKG | |
| 1 | PKG | 41580 | 701-020 1/2 BARB X 3/4 MPT ELBOW 2/PKG | |
| 1 | PKG | 41581 | 701-019 1/2 BARB X 3/4 FPT ELBOW 2/PKG | |
| 1 | PKG | 41582 | 701-034 1/2IN BARB TEE 2/PKG | |
| 1 | PKG | 41583 | 701-018 1/2IN BARB ELBOW 2/PKG | |

## Saddle Valve Fits Copper Tubing from 3/8

| | | | | |
|---|---|---|---|---|
| 10 | EA | 45730 | STV2LL SADDLE TAP VALVE LOW LEAD | |

## HVAC Carbon Block



The HVAC Carbon Block can be added to any ducted HVAC system to immediately remove odor and provide cleaner, healthier air to any indoor environment. Using a unique combination of carbon and minerals, the Carbon Block absorbs many odors and harmful chemical pollutants found in the air inside homes, offices, and other buildings. Simply install the HVAC Carbon Block in the air handler against the outlet side of the existing air filter.

| STD PKG | U/M | BERCOR NUMBER | DESCRIPTION | PC-1 L/CTN | PC-2 F/CTN |
|---|---|---|---|---|---|
| 6 | EA | 91399 | 61062 CACB10 HVAC CARBON BLOCK IN-DUCT SYSTEM | | |

## GA50 Series High Efficiency Electronic Air Cleaners



The GeneralAire High Efficiency Electronic Air Cleaner removes airborne pollutants as small as 0.01 micron. The air cleaner is environmentally friendly with its lifetime filter system that never needs replacing.

- Carbon filters that remove gaseous odors
- Dual indicator lights show unit operation at a glance
- Electronic air proving switch cycles air cleaner on/off with system fan

| Model No. | Rated Air Flow (cfm) | Initial Efficiency (Microns) | | | Rated Voltage | Duct Opening (H x W) | Dimensions (W x D x H) | Shipping Weight (Lbs.) |
|---|---|---|---|---|---|---|---|---|
| | | 0.3 to 1.0 | 1.0 to 3.0 | 3.0 to 10.0 | | | | |
| GA50A14 | 1400 | 76.5% | 94.0% | 99.2% | 120V-1PH/60Hz | 13-9/16 x 24-1/8 | 7-1/2 x 25-13/16 x 19-13/16 | 37 |
| GA50A20 | 2000 | 74.2% | 91.0% | 96.2% | 120V-1PH/60Hz | 18 x 23-5/16 | 7-1/2 x 25-13/16 x 25-11/16 | 41 |

| STD PKG | U/M | BERCOR NUMBER | DESCRIPTION | PC-1 1-4 | PC-2 5-9 | PC-3 10 |
|---|---|---|---|---|---|---|
| 1 | EA | 40001 | GA50A14 1400CFM 120V 16X25X7 CHROMIUM ELECTRONIC AIR CLEANER | | | |
| 1 | EA | 40002 | GA50A20 2000CFM 120V 20X25X7 CHROMIUM ELECTRONIC AIR CLEANER | | | |

## Replacement Media

### For AC1 Air Cleaner



| STD PKG | U/M | BERCOR NUMBER | DESCRIPTION | PC-1 EACH |
|---|---|---|---|---|
| 9 | EA | 45701 | 12758 MERV 11 MICRO FIBER EXPANDABLE MEDIA FOR AC1 | |

# MAC Series Media Air Cleaners



MAC-PP



MAC2000, 2020, MAC1400, 1200



MAC2400G
MAC 3000G



MAC-L

### MAC Series Features

- Removes airborne particulates as small as 0.04 microns
- Hydrophobic (resists moisture) filter media
- 10 year warranty

### MAC2400G and MAC 3000G

Galvanized cabinet with "lift & tilt" metal door

### MAC 1200, 1400, 2020, 2000,

Thermoplastic "snap action" molded door

### MAC-L

Right angle unit with "lift and tilt" metal door

### MAC-PP (Perfect Platform)

- Adjustable blower/furnace opening (19" to 22.5").
- Return duct connection can be adjusted to either a 10" or 12" duct.
- Space saving design for vertical installations, keeps furnace off floor, allowing a clean, professional installation.
- Allows furnace to work at maximum efficiency and extends life of furnace by providing even air flow distribution across bottom. Especially ideal for high efficiency furnaces, where side returns require more installation time and are inefficient compared to a bottom return.
- Allows filter to work at maximum efficiency by eliminating need for transition deflectors or turning vanes, thereby saving installation time and costs.
- Made to fit 1–3 ton or 3.5 ton electric air handlers or gas furnaces.

| Model No. | Rated Air Flow (CFM) | MERV Rating | Min. Average Efficiency 1.0 to 3.0 Microns | Media Size H x W x D (In.) | Shipping Weight (Lbs.) |
|---|---|---|---|---|---|
| MAC1200 | 1200 | 8 | 53.1% | 16 x 25 x 4 x 3 | 11 |
| MAC1400 | 1400 | 10 | 61.8% | 16 x 25 x 5 | 13 |
| MAC2400G | 1400 | 11 | 75.0% | 16 x 25 x 5 | 15 |
| MAC2020 | 1400 | 10 | 61.8% | 20 x 20 x 5 | 14 |
| MAC2000 | 2000 | 10 | 61.8% | 20 x 25 x 5 | 14 |
| MAC3000G | 2000 | 11 | 75% | 20 x 25 x 5 | 16 |
| MAC-L | 2000 | 10 | 61.8% | 20 x 25 x 5 | 32 |
| MAC-PP | 2000 | 11 | 75% | 16 x 25 x 5 or 20 x 25 x 5 | 58 |

### Media Air Cleaners

| STD PKG | U/M | BERCOR NUMBER | DESCRIPTION | PC-1 1-4 | PC-2 5-9 | PC-3 10 |
|---|---|---|---|---|---|---|
| 1 | EA | 40008 | MAC1200 4520 16X25X3 MERV 8 MINI-MAC MEDIA AIR CLEANER | | | |
| 1 | EA | 40006 | MAC1400 4510 16X25X7 MERV 10 MIGHTY MAC MEDIA AIR CLEANER | | | |
| 1 | EA | 40035 | MAC2400G 4542 16X25X7 MERV 11 GALV CAB W/METAL DOOR MEDIA A/C | | | |
| 1 | EA | 40005 | MAC2020 4530 20X20X7 MERV 10 MEDIA AIR CLEANER | | | |
| 1 | EA | 40004 | MAC2000 4500 20X25X7 MERV 10 MEGA MAC MEDIA AIR CLEANER | | | |
| 1 | EA | 40036 | MAC3000G 4532 20X25X7 MERV 11 GALV CAB W/METAL DOOR MEDIA A/C | | | |
| 1 | EA | 40007 | MAC-L 4540 24.5X25.75X15.5 MERV 10 RIGHT ANGLE MEDIA AIR CLEANER | | | |
| 1 | EA | 40033 | MAC-PP PERFECT PLATFORM 4545 28X43 MERV11 GAVL METAL DOOR MEDIA AIR CLEANER | | | |

### Replacement Media

| Used On | STD PKG | U/M | BERCOR NUMBER | DESCRIPTION | PC-1 EACH |
|---|---|---|---|---|---|
| MAC1200 | 10 | EA | 40031 | 3FM1625 4521 16X25X3 MERV 8 REPLACEMENT MEDIA FOR MAC1200 | |
| MAC1400 | 6 | EA | 40029 | 5FM1625 4511 16X25X5 MERV 10 REPLACEMENT MEDIA FOR MAC1400 | |
| MAC2020 | 6 | EA | 40028 | 5FM2020 4531 20X20X5 MERV 10 MEDIA FOR MAC2020 & MAC2020M | |
| MAC2000, 3000G, -L | 6 | EA | 40030 | 5FM2025 4501 20X25X5 MERV 10 MEDIA FOR MAC2000 AND MAC-L | |
| MAC1400, 2400, -PP | 3 | EA | 45692 | 6FM1625 4541 MERV11 REPLACEMENT MEDIA FOR MAC1400 & 2400 | |
| MAC2000, 3000G, -L, -PP | 3 | EA | 45739 | 6FM2025 4551 20X25X5 MERV 11 MEDIA FOR MAC 3000G, 2000, -L | |

# 1000 Media Air Cleaners
## MERV 11



- Unit operation is completely silent
- Outer housing is heavy gauge, preassembled galvanized steel
- Self-aligning painted door easily snaps into place every time
- Cabinet and media are UL classified
- MERV 11 media permanently traps up to 85% of pollen-sized particles (5.0 microns)
- MERV 11 media permanently traps up to 80% of mold and spore-sized particles (3.0 microns)
- MERV 11 media permanently traps 50% of respirable dust particles (1.0 to 3.0 microns)

| Model No. | Outside Dimensions D x H x W (In.) | Duct Opening H x W (In.) | Filtering Area (Sq. Ft.) | Resistance @ Airflow Volume (In. w.c. @ CFM) | | Shipping Weight (Lbs.) |
|---|---|---|---|---|---|---|
| 1210 | 25.38 x 22.06 x 6.75 | 19.75 x 21.19 | 31.4 | .04 @ 600<br>.06 @ 800<br>.08 @ 1000<br>.11 @ 1200 | .13 @ 1400<br>.16 @ 1600<br>.19 @ 1800<br>.22 @ 2000 | 18 |
| 1410 | 28.06 x 17.75 x 6.75 | 15.44 x 23.88 | 28.3 | .05 @ 600<br>.07 @ 800<br>.09 @ 1000<br>.12 @ 1200 | .15 @ 1400<br>.19 @ 1600<br>.22 @ 1800<br>.27 @ 2000 | 17 |
| 1510 | 30.06 x 31.01 x 6.75 | 28.73 x 23.88 | 43.5 | .04 @ 1000<br>.05 @ 1200<br>.06 @ 1400<br>.07 @ 1600<br>.09 @ 1800<br>.10 @2000 | 12 @ 2200<br>14 @ 2400<br>15 @ 2600<br>17 @ 2800<br>19 @ 3000 | 23.3 |
| 1610 | 28.25 x 17.8 x 15.7 | Duct Opening<br>Inlet (H x W): 24.1 x (8.1 to 10.1)<br>Outlet (H x W): 15.2 x 22 | 28.3 | .05 @ 60<br>.07 @ 800<br>.09 @ 1000<br>.12 @ 1200 | .15 @ 1400<br>.19 @ 1600<br>.22 @1800<br>.27 @2000 | 22 |

| STD PKG | U/M | BERCOR NUMBER | DESCRIPTION | PC-1 1-4 | PC-2 5-10 | PC-3 11-24 | PC-4 25 |
|---|---|---|---|---|---|---|---|
| 30 | EA | 41407 | 1210 MERV11 20X25 1000 SERIES MEDIA AIR CLEANER | | | | |
| 20 | EA | 41408 | 1410 MERV11 16X25 1000 SERIES MEDIA AIR CLEANER | | | | |
| 16 | EA | 41759 | 1510 MERV11 MEDIA AIR CLEANER | | | | |
| 8 | EA | 41592 | 1610 WHOLE HOUSE MEDIA AIR CLEANER | | | | |
| 8 | EA | 41413 | 210 MERV11 20X25 REPLACEMENT MEDIA FOR 1210 | | | | |
| 8 | EA | 41414 | 410 MERV11 16X25 REPLACEMENT MEDIA FOR 1410 | | | | |

# Aprilaire® 2000 Media Air Cleaners
## MERV 13



Permanently traps and removes 93% of pollen-sized particles and 91% of mold and spore-sized particles.

| Model No. | Outside Dimensions D x H x W (In.) | Duct Opening H x W (In.) | Filtering Area (Sq. Ft.) | Capacity 600-1600 CFM Resistance (In.) W.C. | |
|---|---|---|---|---|---|
| 2210 | 25.38 x 22.06 x 6.75 | Discharge: 19.75 x 21.19<br>Inlet: 19.75 x 21.19 | 31.4 | .06 @ 600<br>.09 @ 800<br>.12 @ 1000<br>.16 @ 1200 | .20 @ 1400<br>.25 @ 1600<br>.30 @ 1800<br>.35 @ 2000 |
| 2410 | 28.06 x 17.75 x 6.75 | Discharge: 15.44 x 23.88<br>Inlet: 15.44 x 23.88 | 28.3 | .06 @ 600<br>.09 @ 800<br>.13 @ 1000<br>.17 @ 1200 | .22 @ 1400<br>.26 @ 1600<br>.31 @ 1800<br>.37 @ 2000 |

### Media Air Cleaners

| STD PKG | U/M | BERCOR NUMBER | DESCRIPTION | PC-1 1-4 | PC-2 5-10 | PC-3 11-24 | PC-4 25 |
|---|---|---|---|---|---|---|---|
| 30 | EA | 41409 | 2210 MERV13 20X25 2000 SERIES MEDIA AIR CLEANER | | | | |
| 20 | EA | 41410 | 2410 MERV13 16X25 2000 SERIES MEDIA AIR CLEANER | | | | |

### Accessories

| Used on the Following Models | STD PKG | U/M | BERCOR NUMBER | DESCRIPTION | PC-1 EACH |
|---|---|---|---|---|---|
| 2200, 2250 | 10 | EA | 41305 | 201 AIR CLEANER MEDIA 2200 2250 | |
| 2600 | 10 | EA | 41306 | 261 AIR CLEANER MEDIA 2600 | |
| 2400 | 10 | EA | 41307 | 401 AIR CLEANER MEDIA 2400 | |
| 2410, 4400 | 8 | EA | 41317 | 413 MERV13 REPLACEMENT MEDIA FILTER FOR 4400 & 2410 | |
| 2200, 2250, 2600 | 5 | EA | 41311 | 4119/4120 PLEAT SPACER | |
| 2200, 2250 | 1 | EA | 41312 | 4121 HOLDING BRACKET | |
| 2400 | 6 | EA | 41313 | 4270 PLEAT SPACERS | |
| 2275 | 10 | EA | 41325 | 275 SPACE-GARD FILTER | |
| 2200 | 6 | EA | 41326 | 1213 2200 UPGRADE KIT FOR MEDIA AIR CLEANER | |
| 2400 | 6 | EA | 41327 | 1413 2400 UPGRADE KIT FOR MEDIA AIR CLEANER | |
| 2400 | 1 | EA | 41732 | 4347 2400 DOOR WITH SEAL | |
| 2200 | 1 | EA | 70014 | 4344 2200 DOOR WITH SEAL | |
| 2200 | 12 | EA | 78095 | POPUP2200/U RP 2200 MEDIA REPLACEMENT FILTER | |
| 2400 | 12 | EA | 78096 | POPUP2400/U RP 2400 MEDIA REPLACEMENT FILTER | |
| 2200 | 6 | EA | 41318 | 4893 FRAME ONLY FOR 1213 | |
| 2200 | 20 | EA | 41319 | 4895 FOAM INSERT ONLY FOR 1213 | |
| 2400 | 6 | EA | 41322 | 4894 FRAME ONLY FOR 1413 | |
| 2400 | 20 | EA | 41323 | 4896 FOAM INSERT ONLY FOR 1413 | |

# 3000 Media Air Cleaners
## MERV 13



- Unit operation is completely silent
- Outer housing is heavy gauge, preassembled galvanized steel, with an electrostatic painted finish
- Self-aligning door easily snaps into place every time
- Cabinet and media are UL classified

| Model No. | Outside Dimensions D x H x W (In.) | Duct Opening H x W (In.) | Filtering Area (Sq. Ft.) | Resistance @ Airflow Volume (In. w.c. @ CFM) | | Shipping Weight (Lbs.) |
|---|---|---|---|---|---|---|
| 3210 | 25.38 x 22.06 x 6.75 | 19.75 x 21.19 | 31.4 | .06 @ 600<br>.09 @ 800<br>.12 @ 1000<br>.16 @ 1200 | .20 @ 1400<br>.25 @ 1600<br>.30 @ 1800<br>.35 @ 2000 | 18.6 |
| 3410 | 28.06 x 17.75 x 6.75 | 15.44 x 23.88 | 28.8 | .06 @ 600<br>.09 @ 800<br>.13 @ 1000<br>.17 @ 1200 | .22 @ 1400<br>.26 @ 1600<br>.31 @ 1800<br>.37 @ 2000 | 17.6 |

| STD PKG | U/M | BERCOR NUMBER | DESCRIPTION | PC-1 1-4 | PC-2 5-10 | PC-3 11-24 | PC-4 25 |
|---|---|---|---|---|---|---|---|
| 30 | EA | 41411 | 3210 MERV13 20X25 3000 SERIES MEDIA AIR CLEANER | | | | |
| 20 | EA | 41412 | 3410 MERV13 16X25 3000 SERIES MEDIA AIR CLEANER | | | | |

# 4000 Media Air Cleaners
## MERV 13



**4200**



**4400**

- Collapsible media with automatic pleat spacing installs in seconds.
- Narrower 6.75"cabinet for easier installations and more flexible applications.
- SelfSeal™ dramatically reduces air bypass, improving filtering performance.
- Self-aligning door easily snaps into place every time.

| Model No. | Outside Dimensions D x H x W (In.) | Duct Opening H x W (In.) | Filtering Area (Sq. Ft.) | Resistance @ Airflow Volume (In. w.c. @ CFM) | | Shipping Weight (Lbs.) |
|---|---|---|---|---|---|---|
| 4200 | 27-3/8 x 22-1/16 x 6-3/4 | 19.75 x 21.19 | .09 @ 800<br>.12 @ 1000<br>.16 @ 1200 | .20 @ 1400<br>.25 @ 1600<br>.30 @ 1800<br>.35 @ 2000 | 18.5 | 18.6 |
| 4400 | 30-1/16 x 17-3/4 x 6-3/4 | 15.44 x 23.88 | .09 @ 800<br>.13 @ 1000<br>.17@ 1200 | .22 @ 1400<br>.26 @ 1600<br>.31 @ 1800<br>.37 @ 1800 | 17.6 | 17.6 |

### Media Air Cleaners

| STD PKG | U/M | BERCOR NUMBER | DESCRIPTION | PC-1 1-4 | PC-2 5-10 | PC-3 11-24 | PC-4 25 |
|---|---|---|---|---|---|---|---|
| 30 | EA | 41309 | 4200 MEDIA AIR CLEANER | | | | |
| 20 | EA | 41310 | 4400 MEDIA AIR CLEANER | | | | |

### Accessories

| STD PKG | U/M | BERCOR NUMBER | DESCRIPTION | PC-1 EACH |
|---|---|---|---|---|
| 8 | EA | 41316 | 213 MERV13 MEDIA REPLACEMENT FILTER FOR 4200 & 2210 | |
| 8 | EA | 41317 | 413 MERV13 REPLACEMENT MEDIA FILTER FOR 4400 & 2410 | |

# Aprilaire® 5000 Electronic Air Cleaner

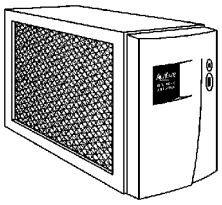

The patented technology "Electrically Enhanced Air Filtration" provides increased performance by positively charging airborne particles and capturing them on "grounded micro fiber media."

- Removes in excess of 90% of tiny airborne bacteria, as small as 0.30 micron.
- Reduces by 5 times the number of microscopic particles (0.35 micron) that cause allergies, respiratory problems and smudging on home furnishings that pass through a typical plate type air cleaner.
- Removes 86% of smoke particulate.
- Removes in excess of 99% of fungus, mold spores, pollens, and plant spores that can cause allergy problems.
- Fits easily to 24" return drop.

**Dimensions**

- Unit without door assembly/power pack: 17-3/4" x 28-1/8" x 11-1/2"
- Unit with door assembly/power pack: 17-3/4" x 31-1/8" x 11-1/2"
- Inlet opening: 14-3/4" x 23-7/8"
- Outlet opening: 14-3/4" x 24-7/8"

**Power Requirements**

- 120 VAC 60Hz, unit equipped with 5 ft. grounded cord with plug

**Current**

- 0.3 Amps maximum

**Resistance @ Airflow Volume (inches w.c. @ CFM)**

- .10" @ 1000
- .14" @ 1200
- .17" @ 1400
- .21" @ 1600
- .25" @ 1800
- .29" @ 2000

| STD PKG | U/M | BERCOR NUMBER | DESCRIPTION | PC-1 EACH |
|---|---|---|---|---|
| 1 | EA | 41304 | 5000 WHOLE HOME APRILAIRE ELECT AIR CLEANER | |

**Accessories**

| | | | | |
|---|---|---|---|---|
| 1 | EA | 41308 | 501 5000 APRILAIRE 5000 EAC MEDIA | |
| 1 | EA | 41793 | 4310 5000 POWER PACK/DOOR ASSBLY | |
| 1 | EA | 41794 | 4311 5000 CONTROL ELECTRODE | |
| 2 | PKG | 41796 | 4313 5000 MEDIA GROUND CONTACT | |
| 3 | EA | 41798 | 4315 5000 IONIZER WIRE | |
| 1 | EA | 41792 | 4598 5000 IONIZER FRAME ASSBLY | |

# indigo Residential Air Cleaner Filters

| STD PKG | U/M | BERCOR NUMBER | DESCRIPTION | PC-1 EACH |
|---|---|---|---|---|
| 4 | EA | 63336 | 2400.2103 INDIGO M8 RAC 20X20X5 AB | |

# TRION® Electronic Air Cleaner Parts

## Duct Mount

### Parts for SE 1400

| STD PKG | U/M | BERCOR NUMBER | DESCRIPTION | PC-1 EACH |
|---|---|---|---|---|
| 1 | EA | 63225 | 123324-005 16IN X 12 5/16IN PRE-FILTER (2 REQD) | |
| 1 | EA | 63228 | 227833-003 16IN X 12IN CHARCOAL FILTER (2 REQD) | |
| 1 | EA | 63318 | 248090-001 ELEC AIR FLOW SENSOR | |
| 1 | EA | 63309 | 348818-001A POWER SUPPLY ASSY W/AFS | |
| 1 | EA | 63325 | 447960-001 ION COLLECTING CELL | |

### Parts for HE 1400

| | | | | |
|---|---|---|---|---|
| 1 | EA | 63225 | 123324-005 16IN X 12 5/16IN PRE-FILTER (2 REQD) | |
| 1 | EA | 63318 | 248090-001 ELEC AIR FLOW SENSOR | |
| 1 | EA | 63228 | 227833-003 16IN X 12IN CHARCOAL FILTER (2 REQD) | |
| 1 | EA | 63309 | 348818-001A POWER SUPPLY ASSY W/AFS | |

### Parts for HE 2000

| | | | | |
|---|---|---|---|---|
| 1 | EA | 63232 | 123324-004 20IN X 12 5/16IN PRE-FILTER | |
| 1 | EA | 63241 | 220110-029 ION WIRE ASSY | |
| 1 | EA | 63231 | 227833-004 20IN X 12IN CHARCOAL FILTER (2 REQD) | |
| 1 | EA | 63318 | 248090-001 ELEC AIR FLOW SENSOR | |
| 1 | EA | 63309 | 348818-001A POWER SUPPLY ASSY W/AFS | |

### Parts for IAQ 1400

| | | | | |
|---|---|---|---|---|
| 1 | EA | 63225 | 123324-005 16IN X 12 5/16IN PRE-FILTER (2 REQD) | |
| 1 | EA | 63219 | 134516-006 OUTPUT VOLT LED ASSY | |
| 1 | EA | 63228 | 227833-003 16IN X 12IN CHARCOAL FILTER (2 REQD) | |
| 1 | EA | 63304 | 341677-601B 1400/2000 POWER SUPPLY | |

### Parts for IAQ 2000

| | | | | |
|---|---|---|---|---|
| 1 | EA | 63232 | 123324-004 20IN X 12 5/16IN PRE-FILTER | |
| 1 | EA | 63219 | 134516-006 OUTPUT VOLT LED ASSY | |
| 1 | EA | 63241 | 220110-029 ION WIRE ASSY | |
| 1 | EA | 63231 | 227833-004 20IN X 12IN CHARCOAL FILTER (2 REQD) | |
| 1 | EA | 63304 | 341677-601B 1400/2000 POWER SUPPLY | |
| 1 | EA | 63323 | 441729-104 ION COLLECTING CELL | |

### Parts for Trim TX

| | | | | |
|---|---|---|---|---|
| 1 | EA | 63223 | 123324-008 16IN X 25IN PRE-FILTER | |
| 1 | EA | 63219 | 134516-006 OUTPUT VOLT LED ASSY | |
| 1 | EA | 63228 | 227833-003 16IN X 12IN CHARCOAL FILTER (2 REQD) | |
| 1 | EA | 63304 | 341677-601B 1400/2000 POWER SUPPLY | |

### Parts for Max 5 1400

| | | | | |
|---|---|---|---|---|
| 1 | EA | 63225 | 123324-005 16IN X 12 5/16IN PRE-FILTER (2 REQD) | |
| 1 | EA | 63219 | 134516-006 OUTPUT VOLT LED ASSY | |
| 1 | EA | 63228 | 227833-003 16IN X 12IN CHARCOAL FILTER (2 REQD) | |
| 1 | EA | 63304 | 341677-601B 1400/2000 POWER SUPPLY | |

### Parts for Max 5 2000

| | | | | |
|---|---|---|---|---|
| 1 | EA | 63232 | 123324-004 20IN X 12 5/16IN PRE-FILTER | |
| 1 | EA | 63219 | 134516-006 OUTPUT VOLT LED ASSY | |
| 1 | EA | 63241 | 220110-029 ION WIRE ASSY | |
| 1 | EA | 63231 | 227833-004 20IN X 12IN CHARCOAL FILTER (2 REQD) | |
| 1 | EA | 63304 | 341677-601B 1400/2000 POWER SUPPLY | |

### Parts for the TGM2 1000 and 2000

| | | | | |
|---|---|---|---|---|
| 1 | EA | 63232 | 123324-004 20IN X 12 5/16IN PRE-FILTER | |
| 1 | EA | 63304 | 341677-601B 1400/2000 POWER SUPPLY | |

# TRION® Parts for CAC-1000 Space Saver

| STD PKG | U/M | BERCOR NUMBER | DESCRIPTION | PC-1 EACH |
|---|---|---|---|---|
| 1 | EA | 63291 | 132309-001 15.81IN X 15.81IN CHARCOAL FILTER | |
| 1 | EA | 63297 | 135384-001 REMOTE CONTROL | |
| 1 | EA | 63292 | 243155-001 3 SPD 1/15 HP MOTOR | |

# Honeywell F52F Return Grille Electronic Air Cleaner



The F52F Return Grille Electronic Air Cleaner is wall or ceiling mounted in the main return air duct of a central forced air heating, cooling, or ventilation system. It removes airborn particles such as dust, soot, pollen, tobacco, and cooking smoke from the air circulated through the cells.

Solid state power supply is energized by an airflow switch; no interconnection to fan system is required. Solid state power supply is self-regulating and maintains peak efficiency during a wide range of cell dirt-loading conditions.

Features include a pre-filter, neon light that shows the air cleaner is operating, automatic interlock switch that disconnects the power when unit is opened, electronic cell(s) that can be washed in most automatic dishwashers, and vertical or horizontal mounting

Optional W8600E Solid State Performance Indicator monitors air cleaner performance, informs owner when cell washing is overdue, and indicates need for system check.

| Model No. | Airflow Cap. (CFM) | System Size (In.) | No. Cells | Maximum Current | | Installed Weight |
|---|---|---|---|---|---|---|
| | | | | 120V 60 Hz. | 220/240V 50/60 Hz. | |
| F52F 1055 | 2000 | 20 x 25 | 2 | 0.4 | 0.2 | 45.3 |

| STD PKG | U/M | BERCOR NUMBER | DESCRIPTION | PC-1 EACH |
|---|---|---|---|---|
| 1 | EA | 74877 | F52F1055/U 20 X 25 RETURN GRILLE EAC | |

# Honeywell FC40R Return Grille Media Air Filters



Provides high efficiency, long life alternative to one inch filter. It captures a significant amount of the airbourne particles in the air that circulates through the filter.

Mounts in most return filter grilles. Pleated for greater media capacity. Low pressure drop provides a comfortable air flow. Maintains equipment efficiency longer than standard filters.

**Efficiency Standard:** Efficiency ratings are based on ASHRAE Standard 52.2-1999.
Efficiency ranges are defined for:
Small particles: E1=0.3 to 1.0 microns
Medium particles: E2=1.0 to 3.0 microns
Large particles: E3=3.0 to 10.0 microns.
**Fractional Efficiency:**
E1=22%, E2=53%, E3=78%
**MERV** 10

| Max. Airflow Capacity | STD PKG | U/M | BERCOR NUMBER | DESCRIPTION | PC-1 EACH |
|---|---|---|---|---|---|
| 800 | 5 | EA | 78199 | FC40R1037/U 12 X 24 RETURN GRILLE FILTER | |
| 750 | 5 | EA | 78159 | FC40R1110/U 14 X 20 RETURN GRILLE FILTER | |
| 950 | 5 | EA | 78203 | FC40R1128/U 14 X 24 RETURN GRILLE FILTER | |
| 1000 | 5 | EA | 78201 | FC40R1045/U 14 X 25 RETURN GRILLE FILTER | |
| 1200 | 5 | EA | 78204 | FC40R1169/U 14 X 30 RETURN GRILLE FILTER | |
| 900 | 5 | EA | 78160 | FC40R1052/U 16 X 20 RETURN GRILLE FILTER | |
| 1150 | 5 | EA | 78202 | FC40R1060/U 16 X 25 RETURN GRILLE FILTER | |
| 1250 | 5 | EA | 78078 | FC40R1136/U 18X24 RETURN GRILLE FILTER | |
| 1150 | 5 | EA | 78161 | FC40R1003/U 20 X 20 RETURN GRILLE FILTER | |
| 1450 | 5 | EA | 78197 | FC40R1011/U 20 X 25 RETURN GRILLE FILTER | |
| 1800 | 5 | EA | 78200 | FC40R 1029/U7820 20 X 30 RETURN GRILLE FILTER | |
| 1700 | 5 | EA | 78198 | FC40R1078/U 24 X 24 RETURN GRILLE FILTER | |

# Honeywell F100F Media Air Cleaners



- High efficiency media filter captures particles as small as 0.3 micron.
- Applicable to all gas, oil, and electric forced warm air furnaces and to compressor cooling up to 5 tons.
- Mounts in the return air duct.
- Mounts in any position.

**Efficiency Ratings:** Based on ASHRAE Standard 52.2-1999.
**Initial Efficiency:** 15% (0.3 micron particles).
**MERV:** 8 at 492 fpm.
**Initial Pressure Drop:** 0.177 in. wc at 492 fpm.

| Model No. | Rated Airflow | Dimensions (H x D x W) | Media Size (H x D x W) |
|---|---|---|---|
| F100F2028 | 1200 | 16-3/16 x 20-1/2 x 6-3/4 | 14-7/16 x 18-1/4 x 5-1/8 |
| F100F2002 | 1400 | 16-3/16 x 25-1/2 x 6-3/4 | 14-7/16 x 23-1/4 x 5-1/8 |
| F100F2036 | 1400 | 20-3/16 x 20-1/2 x 6-3/4 | 18-7/16 x 18-1/4 x 5-1/8 |
| F100F2010 | 2000 | 20-3/16 x 25-1/2 x 6-3/4 | 18-7/16 x 23-1/4 x 5-1/8 |

### F100F Media Air Cleaner

| STD PKG | U/M | BERCOR NUMBER | DESCRIPTION | PC-1 EACH |
|---|---|---|---|---|
| 5 | EA | 78087 | F100F2028/U 16X20 MEDIA AIR CLEANER | |
| 5 | EA | 78089 | F100F2002/U 16X25 MEDIA AIR CLEANER | |
| 5 | EA | 78088 | F100F2036/U 20X20 MEDIA AIR CLEANER | |
| 5 | EA | 78090 | F100F2010/U 20X25 MEDIA AIR CLEANER | |

### Replacement Filters MERV 10

| STD PKG | U/M | BERCOR NUMBER | DESCRIPTION | PC-1 L/CTN | PC-2 F/CTN |
|---|---|---|---|---|---|
| 5 | EA | 78105 | FC100A1003/U 16X20 FILTER FOR F100F/F150E | | |
| 5 | EA | 78104 | FC100A1029/U 16X25 FILTER FOR F100F/F150E | | |
| 5 | EA | 78099 | FC100A1052/U 20X12.5 FILTER | | |
| 5 | EA | 78106 | FC100A1011/U 20X20 FILTER FOR F100F/F150E | | |
| 5 | EA | 78107 | FC100A1037/U 20X25 FILTER FOR F100F/F150E | | |
| 5 | EA | 78077 | FC100A 1045 21 1/2 X 27 1/2 FILTER FOR F100F/F150E | | |

### Replacement Filters MERV 11

| | | | | | |
|---|---|---|---|---|---|
| 12 | EA | 78094 | POPUP1620 16 X 20 MEDIA REPLACEMENT FILTER | | |
| 12 | EA | 78093 | POPUP1625/U 16 X 25 MEDIA REPLACEMENT FILTER | | |
| 12 | EA | 78092 | POPUP2020 20 X 20 MEDIA REPLACEMENT FILTER | | |
| 12 | EA | 78091 | POPUP2025/U 20 X 25 MEDIA REPLACEMENT FILTER | | |

Honeywell enviracaire ELITE whole-house air quality system

# F300E Electronic Air Cleaners



The F300E electronic air cleaner is mounted in the return air duct of a forced air heating, cooling, or ventilating system. It captures a significant amount of the airborne particles 0.3 microns and larger from the air circulated through it.

- Solid state power supply is self-regulating and maintains peak efficiency during a wide range of cell dirt loading conditions.
- Pressure drop is approximately equal to that of a regular fiberglass filter.
- Optional wireless W8600A AIRWATCH™ LCD indicator provides reminder when air cleaner electronic cells need washing, as well as reminder when UV lamps need replacing, and when humidifier pad needs replacing.
- Neon light next to on-off switch tells if air cleaner is powered and if high voltage is present.
- Prefilter screens protect cells from large dirt particles.
- U.L. Listed

### Electrical Ratings

- Voltage and Frequency: 120V, 60 Hz. Can be converted in the field to 240V.
- Power Consumption: 36W maximum.
- Ionizer Voltage: 8150 Vdc.
- Collector Voltage: 4075 Vdc.

### Efficiency

- 70% on 0.3 micron particles at 500 fpm.
- 90% on 1.0 micron particles at 500 fpm.
- 99% on 10.0 micron particles at 500 fpm.

### Electronic Air Cleaners

| STD PKG | U/M | BERCOR NUMBER | DESCRIPTION | PC-1 1-2 | PC-2 3-5 | PC-3 6 |
|---|---|---|---|---|---|---|
| 1 | EA | 78119 | F300E1001/U 16X20 1200CFM EAC | | | |
| 1 | EA | 78118 | F300E1019/U 16X25 1400CFM EAC | | | |
| 1 | EA | 78120 | F300E1027/U 20X20 1400CFM EAC | | | |
| 1 | EA | 78121 | F300E1035/U 20X25 2000CFM EAC | | | |

### Accessories

| STD PKG | U/M | BERCOR NUMBER | DESCRIPTION | PC-1 EACH |
|---|---|---|---|---|
| 1 | EA | 74878 | 208418J/U 16 X 20 POWER BOX ASSY FOR F300E | |
| 1 | EA | 74881 | PS1201B25/U 20 X 25 POWER BOX ASSY FOR F300E | |
| 2 | EA | 74888 | 4074EZB/U AIR SWITCH | |
| 1 | PKG | 78162 | 50000293-001/U 16X20 POST FILTER (2/PKG) F/F300 | |
| 1 | PKG | 78163 | 50000293-002/U 16X25 POST FILTER (2/PKG) F/F300 | |
| 1 | PKG | 78164 | 50000293-003/U 20X20 POST FILTER (2/PKG) F/F300 | |
| 1 | PKG | 78165 | 50000293-004/U 20X25 POST FILTER (2/PKG) F/F300 | |

# Honeywell TrueCLEAN™ Replacement Filters

### MERV 15

| STD PKG | U/M | BERCOR NUMBER | DESCRIPTION | PC-1 EACH |
|---|---|---|---|---|
| 5 | EA | 78084 | FR8000A1620/U 16 X 20 TRUECLEAN MEDIA REPLACEMENT FILTER | |
| 5 | EA | 78082 | FR8000F1625/U 16 X 25 TRUECLEAN MEDIA REPLACEMENT FILTER | |
| 5 | EA | 78085 | FR8000A2020/U 20 X 20 TRUECLEAN MEDIA REPLACEMENT FILTER | |
| 5 | EA | 78083 | FR8000F2025/U 20 X 25 TRUECLEAN MEDIA REPLACEMENT FILTER | |
| 5 | EA | 78086 | FR8000A2520/U 25 X 20 TRUECLEAN MEDIA REPLACEMENT FILTER | |

# Honeywell F200E Replacement Filters

### MERV 10

| STD PKG | U/M | BERCOR NUMBER | DESCRIPTION | PC-1 L/CTN | PC-2 F/CTN |
|---|---|---|---|---|---|
| 5 | EA | 78113 | FC200E1003/U 16X20 FILTER FOR F200E 1003 | | |
| 5 | EA | 78112 | FC200E1029/U 16X25 FILTER FOR F200E 1029 | | |
| 5 | EA | 78114 | FC200E1011/U 20X20 FILTER FOR F200E 1011 | | |
| 5 | EA | 78115 | FC200E1037/U 20X25 FILTER FOR F200E 1037 | | |

### MERV 11

| | | | | | |
|---|---|---|---|---|---|
| 12 | EA | 78094 | POPUP1620/U 16 X 20 MEDIA REPLACEMENT FILTER | | |
| 12 | EA | 78093 | POPUP1625/U 16 X 25 MEDIA REPLACEMENT FILTER | | |
| 12 | EA | 78092 | POPUP2020/U 20 X 20 MEDIA REPLACEMENT FILTER | | |
| 12 | EA | 78091 | POPUP2025/U 20 X 25 MEDIA REPLACEMENT FILTER | | |

# Honeywell Accessories and Parts for F Series Air Cleaners



### W8600 Solid State Performance Indicator

The W8600 provides remote performance indication for F50 and F52E Electronic Air Cleaners. on light indicates EAC is on, wash indicates cell washing is overdue, check indicates service or adjustment is needed. Mounts on wall at any convenient location in the living area of the home. For use with F50, F100, F150, F200, and F300 air cleaners.

### W8600 Series Remote Indicators

| Use With | STD PKG | U/M | BERCOR NUMBER | DESCRIPTION | PC-1 EACH |
|---|---|---|---|---|---|
| Any Air Cleaner | 20 | EA | 78144 | W8600A 1007 REMOTE INDICATOR | |
| Series 2 F50F*, F300 | 20 | EA | 74854 | W8600F 1014 REMOTE INDICATOR WHITE | |

* The series can be identified on the inside of the cabinet door of the air cleaner. For example: F50F 1073 2.

### Air Cleaner Parts

| Use With | STD PKG | U/M | BERCOR NUMBER | DESCRIPTION | PC-1 EACH |
|---|---|---|---|---|---|
| F50, F300 | 1 | EA | 74564 | 123773A/U SAIL ASSEMBLY | |
| F50, F300 | 5 | EA | 74902 | 136434AA/U 20IN IONIZING WIRE | |
| F50, F300 | 5 | EA | 74901 | 136434BA/U 16IN IONIZING WIRE | |
| F50, F300 | 2 | EA | 74898 | 137266/U CELL HANDLE | |
| F50, F300 | 2 | EA | 74899 | 199840 INDICATOR LIGHT | |
| F50F, F300 | 1 | PKG | 74924 | 203371/U 16X12.5 PREFILTERS FOR 16 X 25 | |
| F50F, F300 | 1 | PKG | 74925 | 203372/U 20X12.5 PREFILTERS FOR 20 X 25 | |
| F50F, F300 | 1 | PKG | 74926 | 203373/U 20X10 PREFILTERS FOR 20 X 20 | |
| F50 | 1 | EA | 74900 | 4074EHG/U CELL CONTACT BOARD | |
| F50F, F300 | 2 | EA | 74934 | 4074ETH/U AIR FLOW SWITCH | |
| F50, F300 | 2 | EA | 74890 | FC37A1064/U 20X12.5 CELL FOR 74859 | |
| F50, F300 | 2 | EA | 74891 | FC37A1130/U 16X12.5 CELL FOR 74858 | |
| All | 12 | EA | 72714 | S688A1007/U AIRFLOW SWITCH | |

### Power Boards

| Use With | Use With | STD PKG | U/M | BERCOR NUMBER | DESCRIPTION | PC-1 EACH |
|---|---|---|---|---|---|---|
| F50F 1032, 1040, 1057, 1065, 1073 | c | 2 | EA | 74844 | PS1202A00 POWR BOARD F/SERIES 2 F50/F300 | |
| F50F 1149 | c | 2 | EA | 74843 | 208045J POWR BOARD F/SERIES 2 F50/F300 | |
| F50F1040, 1057 | | 2 | EA | 74845 | 208414C POWER BOARD | |
| F50F 1065, 1073 | | 2 | EA | 74957 | PS1202B25 POWER BOX ASSY | |
| F50A 1009, 1017, 1124; F50E 1000, 1018, 1083 | a, b | 1 | EA | 74954 | 208425A POWER BOARD | |

a Ionizer current output selected by moving J6 jumper on power supply circuit board.

b Requires boot modification. (Drill hole to accomodate air flow switch.)

c For Series 2 Air Cleaners.

## White-Rodgers SST Series Electronic Air Cleaner Filters and Parts

| STD PKG | U/M | BERCOR NUMBER | DESCRIPTION | PC-1 EACH |
|---|---|---|---|---|
| 1 | EA | 77962 | F811-0319 COLLECTING CELL F/SST2000 (2) | |
| 1 | EA | 77963 | F811-0321 COLLECTING CELL F/SST1600 (2) | |
| 1 | EA | 77964 | F811-0397 COLLECTING CELL F/SST1400 (2) | |
| 1 | EA | 77965 | F811-0398 COLLECTING CELL F/SST1000 (2) | |
| 1 | EA | 77967 | F825-0338 PRE-FILTER F/SST2000 (2) | |
| 1 | EA | 77968 | F825-0431 PRE-FILTER F/SST1000 (2) | |
| 1 | EA | 77969 | F825-0432 PRE-FILTER F/SST1400 (2) | |
| 1 | EA | 77971 | F825-0467 CHARCOAL FILTER F/SST1400 (2) | |
| 1 | EA | 77973 | F825-0469 CHARCOAL FILTER F/SST2000 (2) | |
| 1 | EA | 77978 | F881-0240 240V CONVERSION KIT F/SST | |

## White-Rodgers Replacement Filters for ACM Media Air Cleaners

### 4" Replacement Media

| STD PKG | U/M | BERCOR NUMBER | DESCRIPTION | PC-1 EACH |
|---|---|---|---|---|
| 3 | EA | 77936 | FR1000M-108 MERV 8 16IN X 20IN X 4IN MEDIA REPLACEMENT FILTER | |
| 3 | EA | 77937 | FR1400M-108 MERV 8 16IN X 25IN X 4IN MEDIA REPLACEMENT FILTER | |
| 3 | EA | 77938 | FR1600M-108 MERV 8 20IN X 20IN X4IN MEDIA REPLACEMENT FILTER | |
| 3 | EA | 77939 | FR2000M-108 MERV 8 20IN X 25IN X 4IN MEDIA REPLACEMENT FILTER | |

### 5" Replacement Media

| | | | | |
|---|---|---|---|---|
| 3 | EA | 77979 | FR1000-100 16X20 FILTER REPLACEMENT F/ACM1000 | |
| 3 | EA | 77980 | FR1400-100 16X26 FILTER REPLACEMENT F/ACM1400 | |
| 3 | EA | 77981 | FR1600-100 20X20 FILTER REPLACEMENT F/ACM1600 | |
| 3 | EA | 77982 | FR2000-100 20X26 FILTER REPLACEMENT F/ACM2000 | |

## Dynamic Air Cleaner. Polarized-Media Electronic Air Cleaners



Dynamic air cleaners are high-efficiency, whole-house electronic air cleaners with an equivalency rating of MERV 13. These air cleaners remove difficult odors and provide a capture efficiency of 97% down to .3 microns. This is accomplished using a unique, disposable, low-static, polarized media pad with an activated charcoal center screen.

Dynamic Air Cleaners install quickly without costly ductwork reconfiguration. The one inch panels fit directly into existing filer racks or filter grilles and are powered using simple 24V wiring connected to the central HVAC system. 5 year warranty.

| STD PKG | U/M | BERCOR NUMBER | DESCRIPTION | PC-1 EACH |
|---|---|---|---|---|
| 1 | EA | 41125 | 1P1620C24 16X20X1 PANEL AIR CLEANER | |
| 1 | EA | 41126 | 1P1625C24 16X25X1 PANEL AIR CLEANER | |
| 1 | EA | 41127 | 1P2020C24 20X20X1 PANEL AIR CLEANER | |
| 1 | EA | 41128 | 1P2025C24 20X25X1 PANEL AIR CLEANER | |
| 1 | CTN | 41129 | C3P1620 16X20X1 CARBON 3-PK REPLACEMENT MEDIA | |
| 1 | CTN | 41130 | C3P1625 16X25X1 CARBON 3-PK REPLACEMENT MEDIA | |
| 1 | CTN | 41131 | C3P2020 20X20X1 CARBON 3-PK REPLACEMENT MEDIA | |
| 1 | CTN | 41132 | C3P2025 20X25X1 CARBON 3-PK REPLACEMENT MEDIA | |
| 1 | EA | 41133 | 24VPWRPKS 24V POWER PACK | |
| 1 | CTN | 41135 | C3P2424 24X24X1 CARBON 3-PK REPLACEMENT MEDIA | |

# Honeywell Filters for F500 Whole House HEPA Filtration System



**Prefilter**

### Three-filter System

- An activated carbon filter for odors
- A high-efficiency, pleated, pre-filter that extends the life of the HEPA filter. MERV 8 at 374 fpm.
- A HEPA filter that traps at least 99.97 % of particles 0.3 microns or larger.

### Dimensions (In.)

- Carbon Filter: 24 x 12
- Pre-Filter: 24 x 12 x 2
- HEPA Filter: 24 x 12

| STD PKG | U/M | BERCOR NUMBER | DESCRIPTION | PC-1 EACH |
|---|---|---|---|---|
| 20 | EA | 78180 | 32006026-001/U CARBON FILTER FOR F500A 1000 | |
| 6 | EA | 78181 | 32006027-001/U PRE FILTER FOR F500A 1000 | |
| 1 | EA | 78182 | 32006028-001/U HEPA FILTER FOR F500A 1000 | |

# BROAN GuardianPlus AIR SYSTEMS HEPA Prefilter Kit



### For use with the following Broan HEPA filtration units.

- GSEH3K
- GSFH1K
- GSHH3K
- GSVH1K

| STD PKG | U/M | BERCOR NUMBER | DESCRIPTION | PC-1 EACH |
|---|---|---|---|---|
| 1 | EA | 41859 | ACCGSFHP2 HEPA-PREFILTER KIT | |

# Ultraviolet Air Treatment System with Smart Lamps



**UV100E 1043**



**UV100E 2009**



**UV100E 3007, UV100A 1059**



**UV2400U 1000**
**Shown with optional Air Bright Odor Absorber #UV2400XPCO1**

- SmartLamp Control Algorithm determines UV lamp usage by optimizing lamp run time and lamp starts.
- SmartLamp LED shows lamp life and replacement.
- Automatic brownout and high temperature protection for UV lamps.
- UV-C light kills airborne and surface bacteria.
- UV lamp does not produce ozone.
- Easy lamp maintenance with quick and easy lamp replacement.
- Sealed unit design prevents accidental installer and homeowner contact with high voltage and ultraviolet rays.
- Safe design prevents lamps from lighting unless the base is correctly mounted on the HVAC duct.
- Light pipe to safely view the lamp operation.
- Power cord that plugs into 120 Vac electrical outlet.

**Operating Temperature (inside duct):** 30° F to 140° F.
**Operating Temperature (outside duct):** 30° F to 104° F.

| Model No. | Type | Bulb Length (In.) | Control Voltage | Mounting | Unit Dimensions H x W x D (In.) |
|---|---|---|---|---|---|
| UV100E 1043 | Single Lamp | 7-7/16 | 120 | Return | 7 x 7 x 11-7/26 |
| UV100E 2009 | Double Lamp | 14-7/8 | 120 | Return | 8-1/2 x 10 x 18-7/8 |
| UV100E 3007 | Coil Irradiation | 14-7/8 | 120 | Coil | 7 x 7 x 18-7/8 |
| UV100A1059 | Coil Irradiation | 14-7/8 | 120 | Return/Coil | 7 x 7 x 18-7/8 |
| UV2400U1000/U | Single Lamp | 18 | 240 | Return | 3-3/4 x 5-1/4 x 22-7/8 |

## UV100E Ultraviolet Air Treatment System

| STD PKG | U/M | BERCOR NUMBER | DESCRIPTION | PC-1 L/CTN | PC-2 F/CTN |
|---|---|---|---|---|---|
| 6 | EA | 78146 | UV100E1043/U 1-LAMP UV W/SMART LAMP | | |
| 6 | EA | 78147 | UV100E2009/U 2-LAMP UV W/SMART LAMP | | |
| 6 | EA | 78148 | UV100E3007/U COIL UV W/SMART LAMP | | |
| 6 | EA | 78167 | UV100A1059/U UV COILPLUS LAMP | | |
| 12 | EA | 78177 | UV2400U1000/U UV AIR PURIFIER | | |

## UV Replacement Lamps

| Electrical Rating | STD PKG | U/M | BERCOR NUMBER | DESCRIPTION | PC-1 L/CTN | PC-2 F/CTN |
|---|---|---|---|---|---|---|
| 18 W | 12 | EA | 78127 | UC100E1006/U LAMP FOR UV100E1001/1043 | | |
| 36 W | 12 | EA | 78129 | UC100E1030/U LAMP FOR UV100E1035/3007 1 PER BOX | | |
| 18 W | 12 | EA | 78174 | UC18W1004/U REPLACEMENT BULB FOR 18W UV DEVICES | | |
| 36 W | 12 | EA | 78175 | UC36W1006/U REPLACEMENT BULB FOR 36W UV DEVICES | | |
| .68 A | 12 | EA | 78178 | UV2400XLAM1/U REPLACEMENT LAMP | | |
| — | 12 | EA | 78179 | UV2400XPCO1/U PCO ASSEMBLY FOR UV2400A1000 | | |

# UV Air Purifiers



GUV100A83

### GUV100A83 UV Air Purifier

Features the H-lamp which is rated at 180 uW/cm$^2$@1 meter, delivering up to 100 times more germicidal output than other brands.

- 4" W x 8.75" H x 2.75" D
- 36 Watt, 16" UVC germicidal H-lamp
- 120 VAC/240 VAC regulating electronic ballast
- Max 2000 CFM or 4500 sq. ft.



PCO2450

### PCO2450 VectorFlo Photocatalytic UV Air Purifier

The VectorFlo creates a low pressure zone around a high output UVC germicidal lamp that increases the exposure time of contaminants to the air purifying process

- 8-1/2" W x 7-3/8" H x 2" D
- 50 Watt, 18" UVC Lamp
- Max 200 CFM or 4000 SqFt.
- High Output Temperature Compensating (HOTC) 120V/240V ballast

**UV Air Purifiers**

| STD PKG | U/M | BERCOR NUMBER | DESCRIPTION | PC-1 1-4 | PC-2 5 |
|---|---|---|---|---|---|
| 1 | EA | 40015 | GUV100A83 36W 120/240V 16IN H-LAMP UVC AIR PURIFIER | | |
| 1 | EA | 40013 | PCO2450 4840 18IN 120/240V VECTORFLO UVC/PCO AIR PURIFIER | | |

**Replacement Parts**

| STD PKG | U/M | BERCOR NUMBER | DESCRIPTION | PC-1 EACH |
|---|---|---|---|---|
| 1 | EA | 40022 | AGL36 24V GERMICIDAL REPLACEMENT LAMP ONLY FOR MS24 | |
| 1 | EA | 40027 | AGL36OZ SWEETSHOT REPLACEMENT LAMP ONLY FOR MS24OZ | |
| 1 | EA | 40024 | GA3501 50VA 120/208/240V PRIMARY TO 24V MULTI-MOUNT TRANSFORMER | |
| 1 | EA | 40017 | HOTC-1 120/240V 120/240V REGULATING ELECTRONIC BALLAST FOR PC02450 | |
| 1 | EA | 40016 | LT-50 UVC 50W 18IN REPLACEMENT GERMICIDAL LAMP PCO2450 | |
| 1 | EA | 40019 | LSK36-UVC16HC 16IN 36W REPLACEMENT LAMP FOR GUV100A83 & GUV25403A | |
| 1 | EA | 40023 | AG2436 REGULATING ELECTRONIC BALLAST FOR MS24/MS24OZ | |

# TERSus 2000 Technology Air Cleaner

## Removes Particulates, Germs, and Gases



The TERSus 2000 treats all three categories of indoor air pollution.

- MERV 13 electrostatic particle filtration removes pollen, dust, pet dander, etc.
- UV light disinfection kills germs, bacteria, fungi, and more.
- Photocatalytic purification removes volatile organic compounds (VOCs) emitted by solvents, pesticides, alcohols, etc.
- Capacity: 3-1/2 to 5 tons
- Electrical: 120V/60Hz, .6 Amps, 49.2 Watts
- Max Air Flow: 2000 CFM

| STD PKG | U/M | BERCOR NUMBER | DESCRIPTION | PC-1 EACH |
|---|---|---|---|---|
| 1 | EA | 45729 | TERSUS 2000 4560 21IN X 25IN X 10IN MERV 13 PCO AIR CLEANER | |
| 5 | EA | 45732 | FI020 4562 20X25X4 MERV13 REPLACEMENT MEDIA TERUS 2000 | |

# RGF Environmental Group, Inc. Air Purification System


HVAC-PHI-212-24


QRP-9


LC-14HO


REME-Halo


HVAC-Mini


IMS-B-16


PIP-16-GA

### Guardian Air HVAC Cell (HVAC-PHI-212)
- Advanced oxidizers destroy pollutants at the source
- Installed in HVAC duct or plenum
- Ions distributed through air handler
- 24 VAC, 1,000 to 6,500 CFM

### Guardian PR+ (QRP-9)
- Quick-release design for easy removal of housing and PHI Cell
- Advanced oxidizers destroy pollutants at the source
- Installed in HVAC duct or plenum
- Ions distributed through air handler
- 24 VAC, 0.7 amps, 17 watts
- 300 to 18,000 CFM

### Guardian Air PHI Cell 14 In. (LC-14HO-GA-26)
- Light commercial (LC), High Output (HO) unit
- 220 volt, 60 Hz
- 18,000 to 26,000 CFM

### REME Halo (REME-H)
- Replaces the REME-HVAC
- Increased hydro-peroxide output speeds microbial kill rate
- Installed in HVAC duct or plenum
- 24 VAC, 0.7 Amps, 17 watts
- 1,000 to 6,500 CFM

### MiniPHI Cell (HVAC-MINI)
- Advanced oxidizers destroy pollutants at the source
- Installed in HVAC duct or plenum
- Ion distrubted through air handler
- 12 VDC input, 100–240 VAC switching power supply
- 250 to 6,500 CFM

### Guardian Air ICE (IMS-B-16)
- Ice machine bacteria, virus, and odor abatement system
- Controls: indicator light, on/off switch
- 110 V, 60 Hz, 1 Amp

### PIP Plug In Plus (PIP-16-GA)
- Reduces bacteria, mold, odor, and VOCs
- Plugs into wall outlet in any room
- The PIP is air treatment not an air filter
- Controls: on/off/low/high

| Dimensions (In.) | STD PKG | U/M | BERCOR NUMBER | DESCRIPTION | PC-1 EACH |
|---|---|---|---|---|---|
| 5-1/2 Dia. with 9" Probe | 1 | EA | 76214 | HVAC-PHI-212-24 9IN 24V PHIL CELL | |
| 5-1/2 Dia. with 9" Probe | 1 | EA | 76215 | QRP-9 QRT+ 9IN 24V GUARDIAN AIR PHI CELL | |
| 14-1/2 L x 9 W x 9 D | 1 | EA | 76217 | LC-14HO-GA-26 14IN 220V 60HZ LIGHT COMMERCIAL GUARDIAN AIR PHI | |
| 10 L x 4W | 1 | EA | 76216 | REME-H 9IN 24V REME HALO | |
| 10-1/2 H x 2-1/4 W x 1-1/4 D | 1 | EA | 76206 | HVAC-MINI GUARDIAN AIR | |
| 18 H x 4 W x 4 D | 1 | EA | 76202 | IMS-B-16 DUAL PORT ICE MACHINE PHI CELL UNIT | |
| 10 H x 6-1/4 W x 3-3/4 D | 1 | EA | 76201 | PIP-16-GA PURE AIR PLUG IN | |

### Replacement Cells

| STD PKG | U/M | BERCOR NUMBER | DESCRIPTION | PC-1 EACH |
|---|---|---|---|---|
| 1 | EA | 76204 | PHI-5A PLUG-IN UNIT REPLACEMENT CELL | |
| 1 | EA | 76211 | PHIC-5GA-VSF REPLACEMENT CELL | |
| 1 | EA | 76205 | PHIC-9A ICE MACHINE UNIT REPLACEMENT CELL | |
| 1 | EA | 76203 | PHIC-9C 9" OLD STYLE (SQUARE) REPLACEMENT CELL | |
| 1 | EA | 76209 | PHIC-9GA 9" NEW STYLE (ROUND) REPLACEMENT CELL | |
| 1 | EA | 76213 | PHIC-9R-GA 9IN REME REPLACEMENT CELL FOR REME-HVAC-305 | |
| 1 | EA | 76210 | PHIC-14HOGA 14" REPLACEMENT CELL | |
| 1 | EA | 76219 | PHIC-QR9 9IN GUARDIAN AIR QR REPLACEMENT CELL | |
| 1 | EA | 76218 | PHIC-RH 9IN REME HALO REPLACEMNET CELL | |

# Replacement Lamps
## For UV Air Purifier



The Second Wind Air Purifier with ultraviolet germicidal light sterilizes and reduces a substantial amount of molds, bacteria, chemical gasses, solvents, and odor causing contaminants. As these microscopic bioaerosols are rotated back to the return air assembly (kill zone) and exposed to the germicidal light, their DNA structure is altered, thus sterilizing them.

| STD PKG | U/M | BERCOR NUMBER | DESCRIPTION | PC-1 EACH |
|---|---|---|---|---|
| 1 | EA | 41824 | 1068 (LP-PP-0032) REPLACEMENT LAMP F/1000-01KA-KCS | |
| 6 | EA | 41825 | 1076(LP-PP-0033) 18IN REPLACEMENT LAMP PHOTOCATALYTIC F/2000-18 | |

# Replacement Lamp for the SP-191

| STD PKG | U/M | BERCOR NUMBER | DESCRIPTION | PC-1 EACH |
|---|---|---|---|---|
| 1 | EA | 41832 | AS-IH-1003 17IN REPLACEMENT LAMP F/SP-19 | |

# 8126 Ventilation Control System and Accessories



### Features

- Separate ventilation time adjustment controls that satisfy your customers' needs.
- Separate cycle time adjustment allows fan to cycle, increasing air cleaner and humidifier run times.
- Minimum off times between cooling call and unsolicited blower call (UBC) allows coil to drain before running fan to prevent moisture from being added back into the home.
- 24-volt control, easy to install, saving time and money.
- Measures outdoor temperature to stop ventilation at extremely hot or cold outdoor temperatures increasing comfort and energy savings over other economical ventilation options.
- Measures indoor relative humidity, preventing home indoor RH from exceeding 60%.
- Suitable for any application. Ability to override temperature and humidity controls allows installation flexibility.

### Controller Specifications

- Input (RC): 18 to 30 VAC, 1 amp maximum
- Damper output: 18 to 30 VAC, 1 amp maximum closed contact
- Temperature accuracy: ± 2° F
- Relative humidity accuracy: ± 5% RH
- Cycle time: 1, 2, 3 or 4 hours (selectable)
- Ventilation time: 0–60 minutes
- Damper Specifications
- Normally-closed, power open
- 24 VAC
- 0.41 amp
- 2-wire
- 6" diameter
- 10-3/4" long
- Max static pressure: 1.0" WC

| STD PKG | U/M | BERCOR NUMBER | DESCRIPTION | PC-1 EACH |
|---|---|---|---|---|
| 1 | EA | 41404 | 8126 VENTILATION CONTROL SYSTEM | |

# 8100PerfectAire® Fresh Air Exchanger



The PerfectAire® Fresh Air Exchanger is designed to work in conjunction with the home's forced air system, or totally independently, incorporating its own duct system to provide the homeowner with a supply of fresh air distributed into the living space and to exhaust stale air from the home to the outdoors through the EnergyMax™ Transfer Core. It is designed to handle homes with up to 3,000 sq. ft. of living space. The unit features a washable aluminum mesh filter and a three year limited warranty. No condensate drain or defrost cycles needed.

**Dimensions:**
37-3/8" W x 20-5/8" H x 12-3/4" D.
**Unit Capacity:** 3,000 sq. ft.
**Free Air Flow:** 150 CFM each air stream.
**Design Air Flow:** 120 CFM @ 0.3" w.c. external duct resistance.
**Electrical Usage:** 120 Vac, 60 Hz., 1.4 amps.
**Temperature Efficiency:** 77% at 120 CFM.

| STD PKG | U/M | BERCOR NUMBER | DESCRIPTION | PC-1 EACH |
|---|---|---|---|---|
| 1 | EA | 41508 | 8100 ENERGY RECOVERY VENTILATOR | |

# Honeywell VNT5000 Series TrueBREEZE Balanced Ventilation Systems



## Balanced Ventilation

The goal of a ventilation system is to balance the exchange of the home's stale air with fresh outside air while recovering as much of the heating or cooling energy as possible. Too much positive pressure (stronger air coming in) can lead to the cracking of walls or freezing of locks, while too much negative pressure (stronger air going out) can lead to mold and air quality issues. Plus, a properly balanced ventilation system is required by home building codes. TrueBREEZE offers timesaving installation and simplified balancing.

## Features

- Removable duct collars
- Simplified balancing
- Adjustable hanging straps
- Centralized wiring and speed control
- Customizable
- Compact size
- ENERGY STAR® rated
- Meets ASHRAE 62.2 standards
- 5-year warranty

| STD PKG | U/M | BERCOR NUMBER | DESCRIPTION | PC-1 EACH |
|---|---|---|---|---|
| 1 | EA | 70388 | VNT5150E1000/U TRUE BREEZE ERV 150 CFM | |
| 1 | EA | 70389 | VNT5200E1000/U TRUE BREEZE ERV 200 CFM | |
| 1 | EA | 70394 | VNT5150H1000/U TRUE BREEZE HRV 150 CFM | |
| 1 | EA | 70395 | VNT5200H1000/U TRUE BREEZE HRV 200 CFM | |

# Honeywell W8150 Perfect Window™ Fresh Air Ventilation Control



W8150 ventilation control operates a fresh air intake damper and activates the main HVAC blower to efficiently meet ASHRAE ventilation rates.

This control optimizes air delivery by syncing ventilation calls with heating and cooling. The easy-to-use input dials allow customized ventilation for each installation.

For Use With: EARD6,VNT5150,VNT5200,VNT5070
Airflow Capacity: 50 to 160 cfm
Electrical Ratings: 24 Vac

| STD PKG | U/M | BERCOR NUMBER | DESCRIPTION | PC-1 EACH |
|---|---|---|---|---|
| 1 | EA | 70384 | W8150A1001/U FRESH AIR VENT CONTROL | |

# Honeywell Y8150 Fresh Air Ventilation Damper



- Designed to help meet local ventilation codes and standards, including ASHRAE 62.2-2003 standard, "Ventilation and Acceptable Indoor Air Quality in Low-Rise Residential Buildings."
- Microcontroller optimizes the air delivery schedule to make efficient use of normal HVAC run times.
- Easy-to-use input dials allow customized ventilation for each installation.
- Test mode that includes immediate feedback to installer to confirm that air delivery requirements of selected ventilation standard are being met.
- Economical supply-only ventilation; works with forced air system.
- Can be used with other equipment, such as an HRV/ERV, for balanced ventilation.

**Y8150 Includes:**

- W8150A Fresh Air Ventilation Control.
- EARD6 Fresh Air Damper.
- AT120B Tranformer.
- Mounting hardware for control.
- Homeowner information label.

**W8150A Control:**
Power Supply: 20-30 Vac, 60 Hz.
Power Consumption: 3.5 VA to 24 Vac.
**EARD6 Damper:**
24 Vac, 12 VA, 60 Hz.
Operation: Power-open, spring-closed.
Diameter: 6 inch.
**AT120 Transformer:**
Input: 120 Vac.
Output: 27 Vac open circuit, 24 Vac full load to 20 VA.
**Temperature:** -20° F to 160° F.
**Humidity:** 5 to 90% RH, noncondensing.
**Input Setting Ranges:**
Bedrooms: 2-5.
Area: 1000-4600 Sq. Ft.
Vent Airflow: 40-160 CFM.
**Composite Setting Resolution:** +/- 12% of ASHRAE 62.2-2003, recommended ventilation for single-system setup.
**AT120B Approvals:** UL Component Recognized: Class 2, File No. 14881.

| STD PKG | U/M | BERCOR NUMBER | DESCRIPTION | PC-1 EACH |
|---|---|---|---|---|
| 1 | EA | 70381 | YTH8321WF1036/U 6" FRESH AIR VENTILATION KIT | |
| 1 | EA | 70382 | YTH8321WF1044/U 8" FRESH AIR VENTILATION KIT | |
| 1 | EA | 70383 | Y8150A1017/U 6" VENTILATION DAMPER KIT | |

# Group 10 Hydronics

Group 10 Hydronics


Boilers..... 10 - 1
Radiant Floor Heating..... 10 - 38
Baseboard Heaters and Accessories..... 10 - 47
Circulating Pumps..... 10 - 49
Boiler Accessories..... 10 - 62
Valves and Controls..... 10 - 74
Tankless Water Heaters..... 10 - 84
Commercial Water Heaters..... 10 - 86
Residential Gas Water Heaters..... 10 - 93
Residential Hybrid Water Heaters..... 10 - 100
Residential Electric Water Heaters..... 10 - 101
Residential Water Heater Parts and Warranties..... 10 - 102
Water Heater Accessories..... 10 - 108
Potable Water Systems..... 10 - 111
Pumps..... 10 - 113

Buderus
Intelligent Heating

# GB142 Wall-Hung, Gas-Fired, Condensing Boilers

## Residential, Hot Water



The GB142 is designed with a state-of-the-art aluminum heat exchanger and integrated controls. Utilizing advanced condensing technology, the Buderus GB142 Wall-Hung Heater maximizes the heating value of every cubic foot of natural gas or propane. Its small size and minimal clearance requirements provide tremendous installation flexibility.

The included prefabricated manifold is specially designed with an appropriately sized 3-speed circulator, to ensure proper flow-rate through the heater. By simplifying the piping, the GB142 manifold allows for quicker, easier, and trouble-free installation. Every GB142 includes the RC10 room comfort controller and DHW sensor for control of an indirect DHW tank. The GB142 is approved for PVC venting.




GB142 Manifold included with each model.
Inside view:

- A: Heater Out
- B: Relief Valve
- C: DHW Supply
- D: Purge
- E: System Supply
- F: System Return
- G: DHW Return
- H: Heater In

| Model No.* | Input BTUH | Output BTUH | | Rated Efficiency** | Boiler Dimensions | | | Weight (Lbs.) |
|---|---|---|---|---|---|---|---|---|
| | | 176°/140°F | 122°/86°F | | Height (In.) | Width (In.) | Depth (In.) | |
| GB142/24 | 84,800 | 22,700-75,200 | 25,300-83,300 | 98% | 28 | 22 | 18-3/4 | 110 |
| GB142/30 | 106,000 | 28,100-91,500 | 30,700-102,400 | 97% | 28 | 22 | 18-3/4 | 110 |
| GB142/45 | 160,900 | 42,500-142,000 | 47,200-158,000 | 98% | 28 | 35-1/2 | 18-3/4 | 143 |
| GB142/60* | 214,800 | 56,800-198,800 | 63,200-211,600 | 99% | 28 | 35-1/2 | 18-3/4 | 158 |

* LP kits included with/24,/30, and /45 Models. GB142/60 ONLY available in natural gas.
** Efficiency based on 86° return temperature.

### Wall-Hung Condensing Gas Heaters

**Prices Available on Request**

| STD PKG | U/M | BERCOR NUMBER | DESCRIPTION |
|---|---|---|---|
| 1 | EA | 68027 | GB142/24 84,800BTU WALL HUNG HEATER 2 CTNS |
| 1 | EA | 68029 | GB142/30 106,000BTU WALL HUNG HEATER 2 CTNS |
| 1 | EA | 68031 | GB142/45 160,900BTU WALL HUNG HEATER 2 CTNS |
| 1 | EA | 68052 | GB142/60 214,000BTU WALL HUNG HEATER 2 CTNS |

### Propylene Glycol (For Aluminum Cast Block Boilers)

| | | | | |
|---|---|---|---|---|
| 1 | EA | 95933 | 35283 5 GAL CRYO-TEK-100AL PROPYLENE GLYCOL | |

Buderus
Intelligent Heating

# GA124/GA244 Gas-Fired, Sealed Combustion Boilers

## Residential, Hot Water



**GA124**

The GA124 is constructed of flexible GL-180M cast iron, is designed to resist thermal shock, and has a high silicone cast iron surface fro excellent corrosion resistance. The GA124 features premixed burner technology for low emissions and a reduced footprint for tight spaces. Suitable for installation on combustible flooring.

Standard equipment includes stainless steel burner, factory assembled and wired boiler, all Honeywell controls, slow opening gas valve, and 3" insulated jacket. Concentric termination body is included for horizontal sealed combustion or direct vent application.



**GA244**

The GA-244 Series Sealed Combustion Gas-Fired Boiler has the same features as the GA-124 model except no circulator is included.

- The standard B-Kit includes:
- 20 lb. relief valve
- Boiler drain.
- AGA/CGA certified

The standard B-Kit (shipped inside boiler carton) includes:

- 2 piece manifold 1"
- 30 lb. relief valve
- Tridicator
- 3/4" ball valve drain
- 3/4" black coupling
- 4 boiler feet
- 3/4" str. 90
- AGA/CGA certified

| Model No. | BTU Input BTU/HR | DOE Heating Capacity BTU/HR | I=B=R Net BTU/HR | Vent Size (In.) | AFUE Eff. % | Aprox. Shipping Weight (Lbs.) |
|---|---|---|---|---|---|---|
| GA124-17 | 70,000 | 59,000 | 51,000 | 3 | 85.2 | 225 |
| GA124-23 | 94,000 | 79,000 | 69,000 | 3 | 85.1 | 280 |
| GA124-30 | 123,000 | 104,000 | 90,000 | 3 | 85.0 | 335 |
| GA244-37 | 156,000 | 128,000 | 111,000 | 3 | 85.0 | 635 |
| GA244-44 | 182,000 | 148,000 | 129,000 | 3 | 85.0 | 635 |
| GA244-62 | 259,000 | 212,000 | 164,000 | 4 | 84.6 | 772 |

**NOTE** Models are intermittent ignition. Use 3" approved AL29-4C stainless steel vent pipe except use 4" on GA-244-62 model.

### Sealed Combustion Water Boilers

**Prices Available on Request**

| STD PKG | U/M | BERCOR NUMBER | DESCRIPTION |
|---|---|---|---|
| 1 | EA | 68221 | GA-124-17 NAT EI SEALED COMBUSTION WTR BOILER W/ PUMP |
| 1 | EA | 68222 | GA-124-23 NAT EI SEALED COMBUSTION WTR BOILER W/ PUMP |
| 1 | EA | 68223 | GA-124-30 NAT EI SEALED COMBUSTION WTR BOILER W/ PUMP |
| 1 | EA | 68224 | GA-244-37 NAT EI SEALED COMBUSTION WTR BOILER L/PUMP |
| 1 | EA | 68247 | GA-244-44 NAT EI SEALED COMBUSTION WTR BOILER L/PUMP |
| 1 | EA | 68659 | GA-244-62 NAT EI SEALED COMBUSTION WTR BOILER L/PUMP |

### LP Conversion Kits for GA124 Boilers

| STD PKG | U/M | BERCOR NUMBER | DESCRIPTION | PC-1 EACH |
|---|---|---|---|---|
| 1 | EA | 68068 | GA12417P85 LP CONVERSION KIT | |
| 1 | EA | 68093 | GA12423P85 LP CONVERSION KIT | |
| 1 | EA | 68094 | GA12430P85 LP CONVERSION KIT | |

Buderus
Intelligent Heating

# G334X Gas-Fired Boilers

## Large Residential/Light Commercial, Hot Water



The G334X features staggered contoured fins for optimum heat transfer and low emissions with premixed burner technology.

- Stainless steel burners
- 3.5" of thermal insulation
- Easily converts to propane
- Use Logamatic 2107 control

The standard B-Kit includes:

- 30 lb. relief valve
- Boiler drain

AGA/CGA certified.

| Model No. | BTU Input BTU/HR | DOE Heating Capacity BTU/HR | I=B=R Net BTU/HR | Vent Size (In.) | Combustion Efficiency | Approx. Shipping Weight (Lbs.) |
|---|---|---|---|---|---|---|
| G334X-73 | 301,000 | 249,000 | 217,000 | 8 | 82.7 | 758 |
| G334X-92 | 378,000 | 314,000 | 273,000 | 9 | 83.1 | 930 |
| G334X-116 | 476,000 | 396,000 | 344,000 | 10 | 83.2 | 1,093 |
| G334X-132 | 541,000 | 451,000 | 392,000 | 10 | 83.2 | 1,265 |

**NOTE**: Models are intermittent ignition, two-stage firing capability.

**Prices Available on Request**

| STD PKG | U/M | BERCOR NUMBER | DESCRIPTION |
|---|---|---|---|
| 1 | EA | 68208 | G-334X-73 NAT EI WTR BOILER L/PUMP & DAMPER |
| 1 | EA | 68209 | G-334X-92 NAT EI WTR BOILER L/PUMP & DAMPER |
| 1 | EA | 68210 | G-334X-116 NAT EI WTR BOILER L/PUMP & DAMPER 3 CTNS |
| 1 | EA | 68211 | G-334X-132 NAT EI WTR BOILER L/PUMP & DAMPER 3 CTNS |

Buderus
Intelligent Heating

# G234X Gas-Fired Boilers

## Large Residential/Light Commercial, Hot Water



The G234X construction consists of flexible GL-180M cast iron, designed to resist thermal shock for long life and a high silicone cast iron surface for excellent corrosion resistance.

- Full 3.5" of thermal insulation for minimal standby heat losses.
- Stainless steel Premixed BurnerTechnology offers low emissions.
- All models easily convert to propane.
- Comes standard with the Aquastat control

| Model No. | BTU Input BTU/HR | DOE Heating Capacity BTU/HR | I=B=R Net BTU/HR | Vent Size (In.) | AFUE Eff. % | Approx. Shipping Weight (Lbs.) |
|---|---|---|---|---|---|---|
| G234X-38 | 160,000 | 130,000 | 113,000 | 7 | 84 | 487 |
| G234X-45 | 187,000 | 154,000 | 134,000 | 7 | 84 | 487 |
| G234X-55 | 228,000 | 188,000 | 163,000 | 7 | 84 | 562 |
| G234X-64 | 266,000 | 219,000 | 190,000 | 8 | 84 | 684 |

**NOTE**: Models are intermittent ignition, single-stage.

**Prices Available on Request**

| STD PKG | U/M | BERCOR NUMBER | DESCRIPTION |
|---|---|---|---|
| 1 | EA | 68204 | G-234X-38 NAT EI WTR BOILER L/PUMP W/DAMPER |
| 1 | EA | 68205 | G-234X-45 NAT EI WTR BOILER L/PUMP W/DAMPER |
| 1 | EA | 68206 | G-234X-55 NAT EI WTR BOILER L/PUMP W/DAMPER |
| 1 | EA | 68207 | G-234X-64 NAT EI WTR BOILER L/PUMP W/DAMPER |

Buderus
Intelligent Heating

# GC124 Gas-Fired Boilers

## Residential, Hot Water



The GC124 features precision castings that are made using the patented Buderus GL180M cast iron, an extremely robust and durable material that can be shaped for perfect heat flow patterns. The stainless steel atmospheric premix gas burner ensures precise premixing for excellent energy utilization.

All GC124 boilers are CSA approved for installation on combustible floors, have electronic ignition and can be installed in elevations up to 8500'.

The slim profile and convenient side piping are designed for quick and easy installation, especially as a replacement boiler. All GC124 models feature the AquaSmart control with the Heat Manager function to adjust the water temperature based on heating demand for additional fuel savings.

Features 85% AFUE efficiency and side piping design for convenient boiler retrofit installation. Limited lifetime warranty.

| Model No. | BTU Input BTU/HR | DOE Heating Capacity BTU/HR | I=B=R Net BTU/HR | Vent Size (In.) | AFUE Eff. % Electronic Ignition | Approx. Shipping Weight (Lbs.) |
|---|---|---|---|---|---|---|
| GC124-3 | 74,000 | 62,000 | 54,000 | 5 | 85 | 228 |
| GC124-4 | 103,000 | 87,000 | 74,000 | 5 | 85 | 287 |
| GC124-5 | 132,500 | 112,000 | 96,000 | 6 | 85 | 349.5 |

| STD PKG | U/M | BERCOR NUMBER | DESCRIPTION |
|---|---|---|---|
| 1 | EA | 65095 | GC124-3II NAT EI WTR BOILER W/PUMP & DAMPER |
| 1 | EA | 65096 | GC124-4II NAT EI WTR BOILER W/PUMP & DAMPER |
| 1 | EA | 65097 | GC124-5II NAT EI WTR BOILER W/PUMP & DAMPER |

Buderus
Intelligent Heating

# Domestic Hot Water Tanks

## Horizontal, Single-Coil



Buderus domestic hot water tanks make hot water constantly available at the turn of a tap. The interior of the tank remains free of corrosion caused by most types of water by a permanent, protective coating. Hot water temperature is better maintained by use of 3-1/2" foam insulation.

The tank features thermoglazed tank interiors with large diameter rolled steel welded coils, CFC-free insulation, magnesium anode rod, and P & T valve 200 F, 150 PSI. Tanks are not ASME rated.

**For Use with Buderus GC124 Boiler Models Only** **Prices Available on Request**

| Height and Width (In.) | Length (In.) | STD PKG | U/M | BERCOR NUMBER | DESCRIPTION | PC-1 EACH |
|---|---|---|---|---|---|---|
| 25-3/4 | 36-1/4 | 1 | EA | 68393 | LT-160 42 GAL HORIZ HOT WATER TANK | |
| 25-3/4 | 42-7/16 | 1 | EA | 68197 | L-200 53 GAL HORIZ HOT WATER TANK | |

# Buderus S and SU Thermoglaze® Water Tanks

Intelligent Heating **Vertical, Single Coil**



- **SU80** and **SU100** have a large front cleanout port for easy maintenance and a second magnesium anode rod for extended tank life.
- **SU** tanks offer universal rear pipe connections
- **S32** features top connections ideal for use with wall mounted boilers
- All models feature a magnesium anode rod for extended tank life

**Patented Thermoglaze Enamel Interior**
Thermoglaze is a ceramic material that is thermally bonded to the internal components of the tank to protect against the corrosive effects of minerals naturally existing in water.

**Physical Data**

| Model | Tank Cap (Gal.) | Dia. (In.) | Height (In.) | Connections | | | | Approx. Dry Wt. (Lbs.) | Max. Temp. (° F) | Max. Oper. Pressure (psi) | Standby Heat Loss (° F/H*) | Max. Heat Exch. Coil Water Temp. (° F) | Max. Heat Exch. Coil Pressure (psi) |
|---|---|---|---|---|---|---|---|---|---|---|---|---|---|
| | | | | Heat Exchanger Coil (In.) | DHW Outlet (In.) | Cold Water Inlet (In.) | Recirculation (In.) | | | | | | |
| S32 | 31.7 | 21-3/4 | 38-5/58 | 3/4 | 3/4 | 3/4 | 3/4 | 160 | 203 | 145 | 0.86 | 320 | 232 |
| SU54 | 52.8 | 21-3/4 | 60-1/4 | 1 | 1 | 1 | 3/4 | 185 | 203 | 145 | 0.65 | 320 | 232 |
| SU80 | 79.3 | 26-3/8 | 58-7/8 | 1 | 1 | 1 | 3/4 | 231 | 203 | 145 | 0.41 | 320 | 232 |
| SU100 | 103 | 26-3/8 | 72-1/4 | 1 | 1 | 1 | 3/4 | 263 | 203 | 145 | 0.34 | 320 | 232 |

* Standby heat loss tested at 149° F DHW Temperature, 68° F Room Temperature

**Performance Data**

| Model | Heat Input to Tank (MBH) | Continuous Rating (gph) | First Hour Rating (gph) | Boiler Water Flow Rate (gpm) | Coil Pressure Drop (Ft. of Head) |
|---|---|---|---|---|---|
| S32 | 90.5 | 120 | 143 | 11 | 3 |
| SU54 | 80.2 | 107 | 144 | 9 | 1.6 |
| SU80 | 100.7 | 134 | 190 | 11 | 3.1 |
| SU100 | 157 | 209 | 281 | 11 | 3.7 |

| STD PKG | U/M | BERCOR NUMBER | DESCRIPTION |
|---|---|---|---|
| 1 | EA | 68314 | S32 32 GALLON W/AQUASTAT VERT HOT WATER TANK |
| 1 | EA | 88696 | SU54 54 GALLON VERT HOT WATER TANK |
| 1 | EA | 88697 | SU80 80 GALLON VERT HOT WATER TANK |
| 1 | EA | 88698 | SU100 100 GALLON VERT HOT WATER TANK |

# Buderus SM Thermoglaze® Water Tanks

Intelligent Heating **Vertical, Dual Coil**



- For solar and high performance applications
- Two internal coils for connection to two heat sources such as one solar thermal system and one boiler
- Magnesium anode rods for extended tank life
- Large easy cleanout port for easy service

**Patented Thermoglaze Enamel Interior**
Thermoglaze is a ceramic material that is thermally bonded to the internal components of the tank to protect against the corrosive effects of minerals naturally existing in water.

| STD PKG | U/M | BERCOR NUMBER | DESCRIPTION |
|---|---|---|---|
| 1 | EA | 67242 | SM-300 79 GAL VERT HOT WATER/SOLAR TANK |
| 1 | EA | 88699 | SM80 79 GALLON DUAL COIL DHW INDIRECT TANK |

# Buderus Intelligent Heating R2107 Logamatic Control System



Buderus Logamatic Control System R2107 is capable of reducing fuel usage by as much as 30%. By monitoring outdoor as well as indoor temperature (requires BFU), the R2107 maximizes fuel efficiency while delivering unmatched comfort. Space heating,domestic hot water production and programmable setback are all integrated into a single, intelligent source.

The R2107 comes with DHW control and is suitable for use with any of today's hydronic heating options, whether it's baseboard, panel radiators, hydro-air systems or radiant floors.

Optional modules are available. The FM241 mixing valve control is for radiant floor. The FM242 burner staging control is for use with dual boiler systems or to operate a 2-stage or modulating burner.

**Functions**

- Indoor/outdoor reset
- Condensate protection
- FM241 mixing valve module
- Priority control
- Night set-back
- Multi-zone set-up
- FM242 2-stage module

**Prices Available on Request**

| STD PKG | U/M | BERCOR NUMBER | DESCRIPTION |
|---|---|---|---|
| 1 | EA | 68191 | R-2107 LOGAMATIC CONTROL |

# Buderus Intelligent Heating Boiler Parts

| Used On | STD PKG | U/M | BERCOR NUMBER | DESCRIPTION | PC-1 EACH |
|---|---|---|---|---|---|
| G124X, G234X, G334X | 1 | EA | 68186 | 471336 FLAME ROLL-OUT SWITCH | |
| G234X, G334X | 1 | EA | 68182 | 5181870 (VR8304H 4206) GAS VALVE | |
| G124X, G234X, G334X | 1 | EA | 68185 | 7079498 BLOCKED VENT SWITCH | |
| G334X | 12 | EA | 70565 | L4006A1678/U AQUASTAT | |
| G124X | 1 | EA | 68390 | L7148F 1075 AQUASTAT | |
| G124X, G234X | 1 | EA | 68184 | L8148E 1281 AQUASTAT | |
| G124X II, G234X, G334X | 1 | EA | 68183 | Q3451E 7103 PILOT ASSEMBLY | |
| G124X, G234X, G334X, GA124 | 1 | EA | 68187 | S8600H 3002 (S8600H 1006) SPARK IGNITION MODULE | |
| G124X SP | 1 | EA | 68188 | SG124XPS PILOT ASSEMBLY | |
| G124X SP | 1 | EA | 68181 | VR8200H 1004 GAS VALVE | |
| G124X II, GA124 | 12 | EA | 73946 | VR8204H1006/U GAS VALVE | |

# Buderus Intelligent Heating Parts for GB142 Wall-Hung, Condensing Boilers

| STD PKG | U/M | BERCOR NUMBER | DESCRIPTION | PC-1 EACH |
|---|---|---|---|---|
| 1 | EA | 68055 | 67900522 COND COLLECTOR SEAL F/60 | |
| 1 | EA | 68059 | 67900526 BURNER SEAL F/60 | |
| 1 | EA | 68070 | 7096475 EXHAUST OUTLET GASKET | |
| 1 | EA | 68073 | 7098364 WALL MOUNTING BRACKET | |
| 1 | EA | 68075 | 7098575 SIGHT GLASS | |
| 1 | EA | 68077 | 7098822 AIR VENT REVISION SET | |
| 1 | EA | 68086 | 7098834 COND COLLECTOR SEAL F/24&30 | |
| 1 | EA | 68087 | 7098838 COND COLLECTOR SEAL F/45 | |
| 1 | EA | 68090 | 7098848 CLAMP F/COND COLLECTOR | |
| 5 | EA | 68091 | 7098850 (GASKETS) HOT SURFACE MOUNTING PLATE | |
| 1 | EA | 68092 | 7098916 BURNER SEAL F/24&30 | |
| 1 | EA | 68095 | 7098920 BURNER SEAL F/45 | |
| 1 | EA | 68097 | 7099006 HOT SURFACE IGNITOR | |
| 5 | EA | 68098 | 7099018 O-RING F/GAS VALVE ORIFICE | |
| 5 | PKG | 68099 | 7099021 VENTURI/FAN SEAL | |
| 1 | PR | 68150 | 7099038 RIGHT CASING LATCH | |
| 2 | EA | 68164 | 7099039 LEFT CASING LATCH | |
| 5 | EA | 68167 | 7099058 SEAL F/AIR INTAKE FAN | |
| 5 | EA | 68169 | 7099059 GAS CONNECTION SEAL | |
| 1 | EA | 68170 | 7099707 120V UBA-3 BOILER CONTROL | |
| 1 | EA | 68180 | 7100136 NTC SUPPLY/RETURN SENSOR | |
| 1 | EA | 68245 | 7100229 HOT SURFACE IGNITOR SHIELD | |
| 5 | EA | 68246 | 7100742 CONDENSATE TRAP SEAL | |
| 1 | EA | 61540 | 73814 GB142 EXTERNAL CONNECTION BOARD | |
| 1 | EA | 68305 | 75978 CONDENSATE TRAP | |
| 1 | EA | 68101 | 7746900891 GAS CONTROL VALVE | |
| 1 | EA | 68321 | 78184 FAN | |
| 1 | EA | 68338 | 78186 CONTROLLER CONNECTION PLATE | |
| 1 | EA | 68351 | 78191 120V TRANSFORMER | |
| 1 | EA | 68384 | 78194 SAFETY SENSOR | |
| 1 | EA | 68385 | 78195 IONIZATION ELECTRODE | |
| 1 | EA | 68274 | 8718600019 (7101436) PRESSURE SENSOR | |

# Series 8H/E Gas-Fired Boilers

## Water, Cast Iron Heat Exchanger



The features and efficiency of the 8HE boiler make it ideal for single and multiple boiler applications. Offering space heating, or a combination of heating and domestic hot water, the Series 8HE has a compact design which easily adapts to existing piping arrangements, boiler room requirements, and system heating needs.

- Factory assembled block
- Deluxe jacket with 3-inch insulation
- 100% shut-off gas contorls
- 50 PSI relief valve
- Pressure/temperature gauge
- 24V gas valve, transformer and junction box
- Drafthood
- Low water cut-off (808HE–810HE only), 751P-MT
- Aluminized steel tube burners
- Drain valve
- Stainless steel flue baffles
- Flame roll-out switch (FRS)
- Blocked vent switch (BVS)
- High limit control, L4080D
- High limit control with manual reset, L4006E

| Model No.* | Gas Input MBH | Gross Output MBH | I=B=R Net Water Ratings MBH | Thermal Efficiency | Approx. Ship Weight (Lbs.) |
|---|---|---|---|---|---|
| K805H | 252 | 208 | 181 | 82.7 | 600 |
| K806H | 315 | 253 | 220 | 80.2 | 690 |
| K807HE | 340 | 275 | 239 | 81.0 | 870 |
| K808HE | 410 | 328 | 285 | 80.1 | 955 |
| K809HE | 460 | 370 | 322 | 80.4 | 1,050 |
| K810HE | 505 | 406 | 353 | 80.5 | 1,150 |

* "K" prefix indicates shipped knocked-down. Knockdown units are shipped with sections assembled and mounted on a steel base with manifold and burners installed. Controls, trim, wiring, jacket, LWCO (when furnished), and vent damper (when furnished) are shipped in the same reinforced container as the boiler. Knockdown units are supplied in a crate which includes assembled block with separate carton containing jackets and components.

**Prices Available Upon Request**

| STD PKG | U/M | BERCOR NUMBER | DESCRIPTION |
|---|---|---|---|
| 1 | EA | 89783 | K805HNEI-E2 252 MBH NAT HOT WATER BOILER |
| 1 | EA | 89784 | K806HNEI-L2 315 MBH NAT HOT WATER BOILER |
| 1 | EA | 89776 | K807HENEI-L2 340 MBH NAT HOT WATER BOILER |
| 1 | EA | 89777 | K808HENEI-L2 410 MBH NAT HOT WATER BOILER |
| 1 | EA | 89778 | K809HENEI-L2 460 MBH NAT HOT WATER BOILER |
| 1 | EA | 89779 | K810HENEI-L2 505 MBH NAT HOT WATER BOILER |

# Alpine Gas-Fired, Condensing Boilers

## Water, Stainless Steel Heat Exchanger



- 95% AFUE
- Sizes 80–210 wall or floor mounted
- Sizes 285–399 are floor mount only
- Natural/LP gas
- Stainless steel heat exchanger
- Includes vent kit
- Sealed combustion
- Factory assembled and wired
- Circulator included for sizes 80–285
- 5-year parts and labor warranty for all models under 300 MBH

### Sage 2.2™ Boiler Control

- Full modulation, 5:1 turndown
- Touch screen LCD display
- Built-in diagnostics
- Multiple boiler lead-lag for up to 8 units
- Domestic hot water priority
- Slide-out control panel

| Model No. | Maximum Input (MBH) | Minimum Input (MBH) | DOE Heating Capacity (MBH) | Net AHRI (MBH) | AFUE (%) | Std. Vent Size (In.) | Std. Intake Size (In.) | Approx. Shipping Weight (Lbs) |
|---|---|---|---|---|---|---|---|---|
| ALP080 | 80 | 16 | 72 | 63 | 95 | 3 | 3 | 137 |
| ALP105 | 105 | 21 | 96 | 83 | 95 | 3 | 3 | 155 |
| ALP150 | 150 | 30 | 136 | 118 | 95 | 3 | 4 | 182 |
| ALP210 | 210 | 42 | 194 | 169 | 95 | 3 | 4 | 206 |
| ALP285 | 285 | 57 | 262 | 228 | 95 | 4 | 4 | 256 |
| ALP399 | 399 | 80 | 377 (1) | 328 | 94 (2) | 4 | 4 | 304 |

(1) Gross Output. (2)Thermal efficiency

**Prices Available on Request**

| STD PKG | U/M | BERCOR NUMBER | DESCRIPTION |
|---|---|---|---|
| 1 | EA | 87429 | ALP080BW-2G02 80,000 BTUH ALPINE BOILER WALL/FLOOR MOUNT |
| 1 | EA | 87430 | ALP105BW-4G02 105,000 BTUH ALPINE BOILER WALL/FLOOR MOUNT |
| 1 | EA | 87431 | ALP150BW-2G02 150,000 BTUH ALPINE BOILER WALL/FLOOR MOUNT |
| 1 | EA | 87432 | ALP210BW-4G02 210,000 BTUH ALPINE BOILER WALL/FLOOR MOUNT |
| 1 | EA | 62276 | ALP285F-2G02 285,000 BTUH ALPINE BOILER W/PUMP |
| 1 | EA | 62280 | ALP399AF-2L07 399,000 BTUH ALPINE BOILER |

# Alpine Commercial

## Water, Stainless Steel Heat Exchanger



- 95% thermal efficiency
- Stainless steel heat exchanger
- Stackable design
- Variable speed combustion blower
- Supply, return, and auto reset high limit water sensors
- Flue gas temperature sensor
- 3 separate circulator outputs
- Condensate trap
- Sealed control compartment
- Negative pressure lower cabinet

### Sage 2.2™ Boiler Control

- Full modulation, 5:1 turndown
- Touch screen LCD display
- Built-in diagnostics
- Multiple boiler lead-lag for up to 8 units
- Domestic hot water priority

**Non-Stock, Prices and Availability on Request**

| Model No. | Ratings | | | | Thermal Efficiency (%) | Water Content (Gal) | Heat Transfer Area (Sq. Ft.) | Gas Conn. (In. NPT) | Supply & Return Conn. (In. NPT) | Intake/ Vent Diameter (In) | Approx. Shipping Weight (Lbs-) |
|---|---|---|---|---|---|---|---|---|---|---|---|
| | Min. Input (MBH) | Max. Input (MBH) | Gross Output (MBH) | Net AHRI (MBH) | | | | | | | |
| ALP500A | 100 | 500 | 475 | 413 | 95 | 4.2 | 50.8 | 3/4 | 1-1/2 | 4 | 350 |
| ALP600C | 125 | 625 | 594 | 517 | 95 | 5.4 | 76.2 | 1 | 2 | 6 | 458 |
| ALP700C | 145 | 725 | 689 | 599 | 95 | 5.4 | 76.2 | 1 | 2 | 6 | 458 |
| ALP800C | 160 | 800 | 760 | 661 | 95 | 6.2 | 87.0 | 1 | 2 | 6 | 500 |

| STD PKG | U/M | BERCOR NUMBER | DESCRIPTION |
|---|---|---|---|
| 1 | EA | 87458 | ALP500AF-5L07 500,000 BTUH ALPINE BOILER |

# K2 High Efficiency Condensing Boiler

## Wall-Mounted, Water, Stainless Steel Heat Exchanger



- Direct vent, sealed combustion appliance
- Natural or LP gas
- Easy access control panel
- Separated high/low voltage junction box
- Supply, return, and auto reset high limit water sensors
- Variable speed combustion blower
- Gas valve
- Flow switch
- Water and gas connections on bottom of boiler
- 5-year parts and labor warranty. (Registration required within 90 days of installation.)

| Model No. | AFUE % | Input (MBH) Min/Max | DOE Heating Capacity (MBH) | Net AHRI (MBH) | Vent Size (In) | Dimensions H x W x D (In) | Approximate Shipping Weight (Lbs) |
|---|---|---|---|---|---|---|---|
| K2-080 | 93 | 16/80 | 74 | 64 | 2 or 3 | 29 x 17 x 16-3/16 | 149 |
| K2-100 | 93 | 20/100 | 92 | 80 | 2 or 3 | 29 x 17 x 16-3/16 | 158 |
| K2-120 | 93 | 24/120 | 111 | 97 | 3 | 29 x 17 x 16-3/16 | 162 |
| K2-150 | 94 | 30/150 | 141 | 123 | 3 | 29 x 17 x 20-3/16 | 188 |
| K2-180 | 93 | 36/180 | 167 | 145 | 3 | 29 x 17 x 20-3/16 | 188 |

**Prices Available on Request**

| STD PKG | U/M | BERCOR NUMBER | DESCRIPTION |
|---|---|---|---|
| 1 | EA | 87436 | K2-080A-2G02 80,000 BTUH K2 BOILER WALL MOUNT |
| 1 | EA | 87437 | K2-100A-2G02 100,000 BTUH K2 BOILER WALL MOUNT |
| 1 | EA | 87438 | K2-120A-2G02 120,000 BTUH K2 BOILER WALL MOUNT |
| 1 | EA | 87439 | K2-150A-2G02 150,000 BTUH K2 BOILER WALL MOUNT |
| 1 | EA | 87440 | K2-180A-2G02 180,000 BTUH K2 BOILER WALL MOUNT |

# Series PVG Gas-Fired, Power Vent Boiler

## Water, Cast Iron Heat Exchanger



The PVG features a newly engineered cast iron heat exchanger that is the heart of the system. It incorporates more heating surface and directional flow technology allowing the boiler to reach 85% + AFUE.

| Model No. | A.G.A. Input MBH (1) | D.O.E. Heating Cap. MBH | I=B=R Net Rating MBH (2) | AFUE % Power Vent (Thru-the-Wall) | Shipping Weight |
|---|---|---|---|---|---|
| PVG3 | 70 | 60 | 52 | 85.5 | 210 |

(1) A.G.A. rating shown is for installations at sea level and elevations up to 2,000 ft. For elevations above 2,000 ft. A.G.A. ratings should be reduced at the rate of 4% for each 1,000 ft. above sea level.

(2) Net I=B=R ratings shown are based on normal I=B=R piping and pick-up allowance of 1.15. Consult Burnham for installations having unusual piping and pick-up requirements such as intermittent system of operation, extensive piping system, etc.

**Prices Available on Request**

| STD PKG | U/M | BERCOR NUMBER | DESCRIPTION |
|---|---|---|---|
| 1 | EA | 65113 | PVG3NI-GS NAT EI WTR BOILER |

# Series 3 Gas-Fired, Chimney-Vented Boilers

## Water, Cast Iron Heat Exchanger

### Fully Updated for DOE 2012 Compliance



- Insulated jacket
- Integrated draft diverter, damper and connector included
- Heavy gauge 1" and 1-1/2" base insulation
- Intelligent Hydronic Control self-diagnostic control system with 3-digit readout for satus settings and errors
- Step-opening redundant gas valve
- 110° F minimum return temperature rating
- Cast iron supply manifold with safety relief valve tapping
- Spark ignition with continuous retry
- Taco 007 circulator with piping with wiring harness
- Cast iron section assembly
- IQ Option Panel accepts plug and play IQ option cards for outdoor reset with DHW priority, auto or manual reset low water cutoff, and auto or manual auxilliary high limit
- User-friendly wiring with 120V J-box
- Resettable blocked vent switch
- Boiler drain valve

| Model No. | AFUE % | Input (MBH) | DOE Heating Capacity (MBH) | Net AHRI (MBH) | Vent Size (In.) | Approx. Ship Weight (Lbs.) |
|---|---|---|---|---|---|---|
| 303 | 84 | 70 | 59 | 51 | 4 | 254 |
| 304 | 84 | 105 | 89 | 77 | 5 | 301 |
| 305 | 84 | 140 | 119 | 103 | 6 | 353 |
| 306 | 84 | 175 | 149 | 130 | 6 | 405 |
| 307 | 84 | 210 | 178 | 155 | 7 | 464 |
| 308 | 84 | 245 | 208 | 181 | 7 | 514 |
| 309 | 84 | 280 | 208 | 207 | 8 | 564 |

| Model No. | Dimensions (In.) | | | Connections (In.) | | | | Water Cap. (Gal.) |
|---|---|---|---|---|---|---|---|---|
| | Width | Depth | Height | Supply | Return | Gas Valve | Relief Valve | |
| 303 | 12-3/4 | 33 | 41 | 1-1/4 | 1-1/4 | 1/2 | 3/4 | 2 |
| 304 | 15-1/2 | 33 | 41 | 1-1/4 | 1-1/4 | 1/2 | 3/4 | 3 |
| 305 | 18-1/2 | 33 | 41 | 1-1/4 | 1-1/4 | 1/2 | 3/4 | 4 |
| 306 | 21-1/2 | 33 | 41 | 1-1/4 | 1-1/4 | 1/2 | 3/4 | 5 |
| 307 | 24-3/4 | 33 | 41 | 1-1/4 | 1-1/4 | 3/4 | 3/4 | 6 |
| 308 | 24-3/4 | 33 | 41 | 1-1/4 | 1-1/4 | 3/4 | 3/4 | 7 |
| 309 | 30-3/4 | 33 | 41 | 1-1/4 | 1-1/4 | 3/4 | 3/4 | 8 |

**Prices Available on Request**

| STD PKG | U/M | BERCOR NUMBER | DESCRIPTION |
|---|---|---|---|
| 1 | EA | 87414 | 303BNI-G 70,000 NAT EI WTR BOILER |
| 1 | EA | 87415 | 304BNI-G 105,000 NAT EI WTR BOILER |
| 1 | EA | 87416 | 305BNI-G 140,000 NAT EI WTR BOILER |
| 1 | EA | 87417 | 306BNI-G 175,000 NAT EI WTR BOILER |
| 1 | EA | 87418 | 307BNI-G 210,000 NAT EI WTR BOILER |
| 1 | EA | 87419 | 308BNI-G 245,000 NAT EI WTR BOILER |
| 1 | EA | 87420 | 309BNI-G 280,000 NAT EI WTR BOILER |

**LP Kit**

| | | | |
|---|---|---|---|
| 1 | EA | 87428 | 104243-01 NG TO LP CONV KIT F/SERIES 3 |

# Series 3 Gas-Fired, Natural Draft Boilers

**Water, Cast Iron Heat Exchanger**



- 84% AFUE
- Features Burnham IQ Control System™
- Natural or LP gas
- Reliable cast iron G3 heat exchanger
- Integral draft diverter
- Simple to install and service
- Step opening gas valve
- G3 base
- Attractive, modern, insulated, powder coated steel jacket

| Model Number | Input (MBH) | DOE Heating Capacity (MBH) | I=B=R Water Ratings (MBH) | AFUE % | Dimensions (H x W x D) (In.) | Electrical Requirements* |
|---|---|---|---|---|---|---|
| 308 | 245 | 206 | 179 | 84.0 | 41 x 24-3/4 x 33 | <2 Amps |

* Requirement for controls only, add for amp draw of circulators.

## Boilers

**Prices Available on Request**

| STD PKG | U/M | BERCOR NUMBER | DESCRIPTION |
|---|---|---|---|
| 1 | EA | 87405 | 308ANI-G 245,000 NAT EI WTR BOILER |

## Accessories

| STD PKG | U/M | BERCOR NUMBER | DESCRIPTION | PC-1 EACH |
|---|---|---|---|---|
| 1 | EA | 87410 | 102714-01 IQ LWCO MANUAL RESET OPTION CARD FOR SERIES 3 | |
| 1 | EA | 87409 | 102720-01 IQ HI LIMIT MANUAL RESET OPTION CARD FOR SERIES 3 | |
| 1 | EA | 87411 | 102723-01 IQ OUTDOOR RESET OPTION CARD FOR SERIES 3 | |
| 1 | EA | 87408 | 102728-01 3.5 INCH TOUCH SCREEN DISPLAY FOR SERIES 3 BOILER | |
| 1 | EA | 87407 | 102773-01 LP KIT FOR SERIES 3 ALL SIZES | |

# Vent Dampers for Series 2 Gas-Fired Boilers

**Prices Available on Request**

| STD PKG | U/M | BERCOR NUMBER | DESCRIPTION |
|---|---|---|---|
| 1 | EA | 65240 | 8116321(8116314) (RVGP-PC-4-BKF) 4" DAMPER |
| 1 | EA | 65241 | 8116322(8116315) (RVGP-PC-5-BKF) 5" DAMPER |
| 1 | EA | 65242 | 8116323(8116316) (RVGP-PC-6-BKF) 6" DAMPER |
| 1 | EA | 65243 | 8116324(8116317) (RVGP-PC-7-BKF) 7" DAMPER |
| 1 | EA | 65244 | 8116325(8116147) (RVGP-PC-8-BKF) 8" DAMPER |

# Independence Gas-Fired Boilers

## Steam or Hot Water, Cast Iron Heat Exchanger



The Independence gas-fired steam or hot water boiler offers several benefits to the homeowner, including safety, comfort, dependability, and quality cast-iron construction.

The boiler is available in 7 heating capacities, from 51 to 231 MBH and can be used for natural gas or LP gas. Built-in safety systems provide homeowners residential security and confidence.

### Semi-Pak Standard Equipment

- Section assembly
- Insulated deluxe jacket
- Base-burner manifold assembly
- Flame Roll-out Switch (FRS)
- Gas control assembly
- Electronic Ignition
- Canopy
- Rear drafthood
- Blocked Vent Switch (BVS)
- Vent Damper

### Trim Packages

For a complete boiler package order a boiler, a trim package (#65229, 65239, or 65254), and a Low Water Cutoff (#65480).

### #65229 EZS Control/Trim Pkg. for Steam System

Equipment furnished: PA-404A high limit, 24V transformer; 67BC-7 float type low water cut-off; 4" J-Box; ASME 15 PSI safety relief valve; steam gauge; gauge glass and fittings; 3/4" drain cock; wiring harness; thermostat isolating relay.

### #65239 SC Control Set for Steam System

Controls Furnished: PA-404A high limit, 24 V transformer; 4" J-box; thermostat isolating relay.

### #65254 STR Trim Set for Steam System

Equipment furnished: Steam gauge; ASME 15 PSI safety relief valve; gauge glass set; 3/4" drain cock; plugs, bushings; for all size steam boilers.

### Semi-Pak, Completely Factory Assembled, Add Trim and Controls

| Model No. | A.G.A. Input MBH | D.O.E. Heating Cap. MBH | I=B=R Rating | | | AFUE % Electronic Ignition | | Approx. Shipping Weight Lbs. |
|---|---|---|---|---|---|---|---|---|
| | | | Water MBH | Steam MBH | Steam Sq. Ft. | Water | Steam | |
| SIN3 | 62 | 51 | 44 | 38 | 158 | 81.9 | 81.9 | 350 |
| SIN4 | 105 | 87 | 76 | 65 | 271 | 82.0 | 82.0 | 420 |
| SIN5 | 140 | 115 | 100 | 86 | 358 | 82.0 | 82.0 | 485 |
| SIN6 | 175 | 144 | 125 | 108 | 450 | 82.1 | 82.1 | 555 |
| SIN7 | 210 | 173 | 150 | 130 | 542 | 82.1 | 82.1 | 620 |
| SIN8 | 245 | 202 | 176 | 152 | 633 | 82.2 | 82.2 | 690 |
| SIN9 | 280 | 231 | 201 | 174 | 725 | 82.2 | 82.2 | 760 |

### Electronic Ignition (Water trim control cartons available upon request.) — Prices Available on Request

| STD PKG | U/M | BERCOR NUMBER | DESCRIPTION |
|---|---|---|---|
| 1 | EA | 87421 | SIN3LNI-LE2 62 MBH NAT GAS EI STEAM/WATER BOILER W/DAMPER |
| 1 | EA | 87422 | SIN4LNI-LE2 105 MBH NAT GAS EI STEAM/WATER BOILER W/DAMPER |
| 1 | EA | 87423 | SIN5LNI-LE2 140 MBH NAT GAS EI STEAM/WATER BOILER W/DAMPER |
| 1 | EA | 87424 | SIN6LNI-LE2 175 MBH NAT GAS EI STEAM/WATER BOILER W/DAMPER |
| 1 | EA | 87425 | SIN7LNI-LE2 210 MBH NAT GAS EI STEAM/WATER BOILER W/DAMPER |
| 1 | EA | 87426 | SIN8LNI-LE2 245 MBH NAT GAS EI STEAM/WATER BOILER W/DAMPER |
| 1 | EA | 87427 | SIN9LNI-LE2 280 MBH NAT GAS EI STEAM/WATER BOILER W/DAMPER |

### Standing Pilot (Water trim control cartons available upon request.) — Prices Available on Request

| STD PKG | U/M | BERCOR NUMBER | DESCRIPTION |
|---|---|---|---|
| 1 | EA | 65514 | SIN3LNC-LE2 NAT 24V STEAM/WATER BOILER W/DIVERTER |
| 1 | EA | 65515 | SIN4LNC-LE2 NAT 24V STEAM/WATER BOILER W/DIVERTER |

### Accessories for Independence Boilers

| STD PKG | U/M | BERCOR NUMBER | DESCRIPTION | PC-1 EACH |
|---|---|---|---|---|
| 1 | EA | 65229 | 60110023 EZS STEAM CONTROL & TRIM PKG | |
| 1 | EA | 65239 | 60110080 SC STEAM CONTROL PKG | |
| 1 | EA | 65254 | 60510031 STR STEAM TRIM PKG | |
| 1 | EA | 65480 | 67 LOW WATER CUT-OFF FLOAT TYPE FOR STEAM BOILERS | |

# V-8 Series Oil Boilers

## Water, Cast Iron Sectional



The V8 is an oil-fired boiler designed for quiet operation and efficient service. It is versatile and is intended for installation in a wide variety of home styles and sizes.

### Key Features

- Double articulating swing door
- Energy Star compliant
- ISO-Quiet burner
- Multiple firing rates
- Natural draft
- Oil-fired

| Model No.* | Burner Cap. | DOE Heating Capacity MBH | I=B=R Net Rating Water MBH | DOE Annual Efficiencies | Flue Size (In.) | Height (In) | Width (In) | Overall Depth (In) | Depth Less Burner (In) | Wt. (lbs) | Pump |
|---|---|---|---|---|---|---|---|---|---|---|---|
| PV-83 | 1.05 | 123 | 107 | 82.6 | 6 | 32-1/4 | 24 | 32-1/2 | 17-1/8 | 542 | 1-1/2 |
| PV-84 | 1.35 | 159 | 138 | 83.2 | 6 | 32-1/4 | 24 | 37-1/2 | 22-1/8 | 634 | 1-1/2 |
| PV-85 | 1.65 | 196 | 170 | 83.9 | 7 | 32-1/4 | 24 | 42-1/2 | 27-1/8 | 726 | 1-1/2 |
| PV-86 | 1.90 | 227 | 197 | 84.6 | 7 | 32-1/4 | 24 | 47-1/2 | 32-1/8 | 818 | 1-1/2 |

* Prefix "P" indicates packaged unit.

**Prices Available on Request**

| STD PKG | U/M | BERCOR NUMBER | DESCRIPTION |
|---|---|---|---|
| 1 | EA | 65291 | PV83WC-GBWN OIL BOILER |
| 1 | EA | 65292 | PV84WC-GBWN OIL BOILER |
| 1 | EA | 65296 | PV85WC-GBWN OIL BOILER |
| 1 | EA | 65303 | PV86WC-GBWN OIL BOILER |

# Baseray®

## The Original Cast Iron Baseboard



Baseray is the original cast iron radiant baseboard. It is designed to be inconspicuous but effective. In fact, Baseray's design enables heat to be disbursed in both horizontal and vertical directions. Its cast iron construction provides radiant heat, lifetime durability, and dependability. Baseray assemblies up to and including 6 linear feet are shipped in one piece. Longer assemblies are shipped in two or more pieces of sub-assemblies, none of which exceeds 6 linear feet.



**Left End Sections 18" or 24"**



**Intermediate**



**Right End Sections 12" or 24"**



**Panel 18" or 24"**

| Flow Rate | Steam Rating | Water Ratings BTUH Per Lineal Foot at Average Water Temperatures Indicated | | | | | | | |
|---|---|---|---|---|---|---|---|---|---|
| Lbs./ Hr. | Sq. Ft. | BTH/Hr. at 215° F | 170° F | 180° F | 190° F | 200° F | 210° F | 220° F | 230° F |
| 2000 | 3.40 | 820 | 550 | 620 | 690 | 750 | 810 | 880 | 940 |
| 500 | 3.40 | 820 | 520 | 590 | 650 | 710 | 770 | 830 | 890 |

**Prices and Availability on Request**

# Natural to L.P. Conversion Kits

## For Use on Series 2 Boilers with 1" Stainless Steel Lanced Burners 24V Standing Pilot Models

| Fits Following Boiler Size | STD PKG | U/M | BERCOR NUMBER | DESCRIPTION | PC-1 EACH |
|---|---|---|---|---|---|
| 203NCL | 1 | EA | 67192 | 6231720302 SERIES 2 CONV KIT | |
| 204NCL | 1 | EA | 67193 | 6231720402 SERIES 2 CONV KIT | |
| 205NCL | 1 | EA | 67194 | 6231720502 SERIES 2 CONV KIT | |
| 206NCL | 1 | EA | 67195 | 6231720602 SERIES 2 CONV KIT | |
| 207NCL | 1 | EA | 67196 | 6231720702 SERIES 2 CONV KIT | |
| 208NCL | 1 | EA | 67197 | 6231720802 SERIES 2 CONV KIT | |
| 209NCL | 1 | EA | 67198 | 6231720902 SERIES 2 CONV KIT | |
| 210NCL | 1 | EA | 67199 | 6231721002 SERIES 2 CONV KIT | |

## For Use on Electronic Ignition Models (with S8600 EI System)

| Fits Following Boiler Size | STD PKG | U/M | BERCOR NUMBER | DESCRIPTION | PC-1 EACH |
|---|---|---|---|---|---|
| 203 NIL | 1 | EA | 67259 | 623172031622 SERIES 2 CONV KIT | |
| 204 NIL | 1 | EA | 67260 | 100559-01 SERIES 2 CONV KIT | |
| 205 NIL | 1 | EA | 67261 | 623172051622 SERIES 2 CONV KIT | |
| 206 NIL | 1 | EA | 67262 | 623172061622 SERIES 2 CONV KIT | |
| 207 NIL | 1 | EA | 67263 | 623172071622 SERIES 2 CONV KIT | |
| 208 NIL | 1 | EA | 67264 | 623172081622 SERIES 2 CONV KIT | |
| 209 NIL | 1 | EA | 67265 | 623172091622 SERIES 2 CONV KIT | |
| 210 NIL | 1 | EA | 67266 | 623172101622 SERIES 2 CONV KIT | |

## For Use on Revolution Boilers

| STD PKG | U/M | BERCOR NUMBER | DESCRIPTION | PC-1 EACH |
|---|---|---|---|---|
| 1 | EA | 67143 | 6230603101 RV3 CONVERSION KIT | |
| 1 | EA | 67144 | 6230604101 RV4 CONVERSION KIT | |
| 1 | EA | 67145 | 6230605101 RV5 CONVERSION KIT | |
| 1 | EA | 67146 | 6230606101 RV6 CONVERSION KIT | |
| 1 | EA | 67147 | 6230607101 RV7 CONVERSION KIT | |

# Parts

## Parts for XG-2000 Series

| STD PKG | U/M | BERCOR NUMBER | DESCRIPTION | PC-1 EACH |
|---|---|---|---|---|
| 1 | EA | 65416 | 6116056 INDUCED DRAFT FAN | |
| 1 | EA | 65191 | 6236021 PENN COMPLETE EI PILOT ASSY | |
| 1 | EA | 65197 | 80160032 THERMAL CUT-OFF RD226 | |
| 1 | EA | 65198 | 80160044 FLAME ROLL OUT SWITCH | |
| 1 | EA | 65215 | 80160190 PRESSURE SWITCH F/EG2004-5-6 | |
| 1 | EA | 67574 | 80160402 AQUASTAT | |
| 1 | EA | 65196 | 8136078 VIZLOGIC MODULE | |
| 1 | EA | 65209 | 8236050 PENN EI PILOT BRNR L/SENSOR | |
| 1 | EA | 67131 | 8236099 MAIN BURNER | |

## Parts for 2-A Series

| | | | | |
|---|---|---|---|---|
| 1 | EA | 65202 | 100189-01 (80160156) L4080D HIGH LIMIT | |
| 1 | EA | 65219 | 100282-01 (8056164U) TEMPERATURE/PRESSURE GAUGE | |
| 1 | EA | 67120 | 6016058 BLOCKED VENT SWITCH | |
| 1 | EA | 65198 | 80160044 FLAME ROLL OUT SWITCH | |
| 1 | EA | 65224 | 80160155U R8285D TRANSFORMER RELAY | |
| 1 | EA | 65213 | 81660161 3/4" NAT VR8304P4306 EI GAS VALVE | |
| 1 | EA | 67129 | 8236072 PILOT ASSY | |
| 1 | EA | 67131 | 8236099 MAIN BURNER | |

## Parts for 2-B Series

| | | | | |
|---|---|---|---|---|
| 1 | EA | 65202 | 100189-01 (80160156) L4080D HIGH LIMIT | |
| 1 | EA | 65219 | 100282-01 (8056164U) TEMPERATURE/PRESSURE GAUGE | |
| 1 | EA | 67120 | 6016058 BLOCKED VENT SWITCH | |
| 1 | EA | 65462 | 100958-01 S8610M3009 IGNITION MODULE | |
| 1 | EA | 65180 | 81660143 VR8200C3005, 24V, NAT GAS VALVE | |
| 1 | EA | 66776 | 81660145 GAS VALVE | |
| 1 | EA | 65263 | 81660278 3/4" SV9602P4816 SMARTVALVE | |
| 1 | EA | 67269 | 81660180 1/2" VR8204C6018 LP GAS VALVE | |
| 1 | EA | 67279 | 81660181 3/4" VR8304P4280 LP GAS VALVE | |
| 1 | EA | 65437 | 81660154 3/4" VR8300C4027 NAT GAS VLVE | |
| 1 | EA | 67280 | 81660144 1/2" VR8200C3013 LP GAS VALVE | |
| 1 | EA | 67281 | 81660244 3/4" VR8300C4548 LP GAS VALVE | |
| 1 | EA | 67570 | 8236024 THERMOCOUPLE | |
| 1 | EA | 65182 | 8236084 394800-36 IGNITION SENSOR LEAD 36" | |
| 1 | EA | 65440 | 8236097 MAIN BURNER W/PILOT BRACKET | |
| 1 | EA | 65444 | 8236098 MAIN BURNER W/PILOT BRACKET | |
| 1 | EA | 67131 | 8236099 MAIN BURNER | |
| 1 | EA | 65438 | 8236102(8236065) Q350A1644 NAT PILOT ASSY | |
| 1 | EA | 65439 | 8236103(8236022) Q327A1949 NAT PILOT ASSY | |
| 1 | EA | 65430 | 8236023 Q327A1147 LP PILOT ASSY (8236106) | |
| 1 | EA | 65451 | 103705-01 LP PILOT ASSY | |
| 1 | EA | 67135 | 8236147 Q3480C1304 NAT PILOT ASSY | |

## Parts for 2-PV Series

| | | | | |
|---|---|---|---|---|
| 1 | EA | 65202 | 100189-01 (80160156) L4080D HIGH LIMIT | |
| 1 | EA | 65219 | 100282-01 (8056164U) TEMPERATURE/PRESSURE GAUGE | |
| 1 | EA | 67124 | 100959-01 S8670E1007 IGN MOD W/PREPURGE | |
| 1 | EA | 67120 | 6016058 BLOCKED VENT SWITCH | |
| 1 | EA | 65154 | 6111714 BLOWER F/203/204PV | |
| 1 | EA | 65155 | 6111715 BLOWER F/205 & 206PV | |
| 1 | EA | 65198 | 80160044 FLAME ROLL OUT SWITCH | |
| 1 | EA | 65224 | 80160155U R8285D TRANSFORMER RELAY | |
| 1 | EA | 67269 | 81660180 1/2" VR8204C6018 LP GAS VALVE | |
| 1 | EA | 65444 | 8236098 MAIN BURNER W/PILOT BRACKET | |
| 1 | EA | 67131 | 8236099 MAIN BURNER | |

***Continued on the Following Page***

***Continued from the Previous Page***

## Parts for 8B Series

| STD PKG | U/M | BERCOR NUMBER | DESCRIPTION | PC-1 EACH |
|---|---|---|---|---|
| 1 | EA | 65190 | 6016016 G775RHA PENN MODULE | |
| 1 | EA | 67120 | 6016058 BLOCKED VENT SWITCH | |
| 1 | EA | 65191 | 6236021 PENN COMPLETE EI PILOT ASSY | |
| 1 | EA | 65198 | 80160044 FLAME ROLL OUT SWITCH | |
| 1 | EA | 65462 | 80160116 (100958-01)S8610M1003 IGNITION MODULE | |
| 1 | EA | 65986 | 80160718 751P-MT-120 LOW WATER CUT-OFF F/HOT WATER | |
| 1 | EA | 65461 | 81660151 7000DERHC NAT GAS VALVE | |
| 1 | EA | 65204 | 81660081 K3A-461T SOLENOID VALVE | |
| 1 | EA | 65192 | 8236040 SENSOR PROBE - PENN | |
| 1 | EA | 67129 | 8236072 PILOT ASSY | |

## Parts for RV Series

| | | | | |
|---|---|---|---|---|
| 1 | EA | 65416 | 6116056 INDUCED DRAFT FAN | |
| 1 | EA | 65425 | 8010601 VS3000 BOILER CIRC CONTROL | |
| 1 | EA | 65340 | 80160170 DIFF PRESSURE SWITCH FOR RV4 | |
| 1 | EA | 65343 | 80160198 DIFF PRESSURE SWITCH FOR RV5-6 | |
| 1 | EA | 65415 | 80160197 DIFF PRESSURE SWITCH FOR RV7 | |
| 1 | EA | 65426 | 80160219 AT150B1260 TRANSFORMER | |
| 1 | EA | 65417 | 8206012 ORIFICE PLATE GASKET | |
| 1 | EA | 65444 | 8236098 MAIN BURNER W/PILOT BRACKET | |
| 1 | EA | 67131 | 8236099 MAIN BURNER | |
| 1 | EA | 67135 | 8236147 Q3480C1304 NAT PILOT ASSY | |
| 10 | EA | 70815 | L8148E1299/U AQUA RELAY | |
| 1 | EA | 76174 | TYPE 071 UNIVERSAL SENSOR | |

## Parts for IN Series

| | | | | |
|---|---|---|---|---|
| 1 | EA | 65463 | 6016067 BLOCKED VENT SWITCH | |
| 1 | EA | 65198 | 80160044 FLAME ROLL OUT SWITCH | |
| 1 | EA | 65980 | 104206-1 PS-802-24V (80160720) LOW WATER CUT-OFF F/STEAM | |
| 1 | EA | 65204 | 81660081 K3A-461T SOLENOID VALVE | |
| 1 | EA | 65437 | 81660183 (81660154) 3/4" VR8300C4134(4027) NAT GAS VLVE | |
| 1 | EA | 65440 | 8236097 MAIN BURNER W/PILOT BRACKET | |
| 1 | EA | 65444 | 8236098 MAIN BURNER W/PILOT BRACKET | |
| 1 | EA | 67131 | 8236099 MAIN BURNER | |
| 1 | EA | 65438 | 8236102(8236065) Q350A1644 NAT PILOT ASSY | |
| 1 | EA | 65439 | 8236103(8236022) Q327A1949 NAT PILOT ASSY | |

## Parts for Freedom Series

| | | | | |
|---|---|---|---|---|
| 1 | EA | 67786 | 100369-01 SUPPLY SENSOR F/ FREEDOM | |
| 1 | EA | 67996 | 100378-01 BURNER HOOD GASKET F/ FREEDOM | |
| 1 | EA | 67787 | 100391-01 RETURN TEMP SENSOR F/ FREEDOM | |
| 1 | EA | 67978 | 100450-01 MCBA DISPLAY BOARD F/ FREEDOM | |
| 1 | EA | 67845 | 100456-01 HYDROLEVEL 1100 LWCO F/ FREEDOM | |
| 1 | EA | 69194 | 100471-01 AT140 TRANSFORMER F/ FREEDOM | |
| 1 | EA | 69197 | 100499-01 CONDENSATE TRAP F/ FREEDOM | |
| 1 | EA | 66991 | 100509-01 IGNITION ELECTRODE F/ FREEDOM | |
| 1 | EA | 66992 | 100510-01 IGNITION ELECTRODE GASKET F/ FREEDOM | |
| 1 | EA | 67843 | 100517-01 HIGH LIMIT SENSOR F/ FREEDOM | |
| 1 | EA | 69235 | 100520-01 CONDENSATE TRAP GASKET FOR FREEDOM | |
| 1 | EA | 67842 | 100542-01 OUTDOOR AIR SENSOR F/ FREEDOM | |
| 1 | EA | 67516 | 100996-01 90 DEGREE 60/100MM PP CONCENTRIC ELBOW | |
| 1 | EA | 67541 | 101004-01 VENT ADAPTER, PP TO SS FOR FCM | |
| 1 | EA | 66979 | 101062-01 FAN PRESSURE SWITCH F/ FREEDOM | |
| 1 | EA | 69361 | 101152-01 GCI PC BOILER INTERFACE FOR FREEDOM | |
| 1 | EA | 67479 | 101161-01 78"X60/100MM STRAIGHT PP CONCENTRIC PIPE | |
| 1 | EA | 67471 | 101162-01 39"X80/125MM PP CUTTABLE STRAIGHT PIPE | |
| 1 | EA | 67445 | 101485-01 78"X80/125MM PP STRAIGHT PIPE | |
| 1 | EA | 67472 | 101490-01 90 DEGREE 80/125MM PP ELBOW | |
| 1 | EA | 67548 | 101491-01 45 DEGREE 80/125MM PP ELBOW | |
| 1 | EA | 67565 | 101494-01 80/125MM PP HORIZ TERM W/ WALL PLATE | |
| 1 | EA | 67580 | 101495-01 80/125MM PP VERT TERM W/ INLET RING | |
| 1 | EA | 67767 | 101497-01 80/125MM PP 20-40 DEGREE SLPD ROOF FLASH | |
| 1 | EA | 67771 | 101498-01 80/125MM PP SUPPORT BAND | |
| 1 | EA | 67766 | 101496-01 80/125MM PP FLT ROOF FLASH FOR VERT TERM | |

# CGD Series Cast Iron Boilers

## Water



### All Boilers Include

- Drafthood
- Automatic vent damper
- Aluminized steel burners
- Blocked vent switch
- Cast iron heat exchanger
- Drain valve
- Flame rollout switch
- Cast iron push nipples
- CGD Series water boilers are shipped less circulating pump. Bell & Gosset, Grundfos and Taco pumps are available from G.W. Berkheimer.

### Water Boilers Include

- Pressure/temperature gauge
- 30 PSI relief valve
- Limit control

### Water Boiler Specifications

| Model No. | AGA Input MBH | DOE Heating Capacity | IBR Net Output | AFUE% Std. Pilot with Vent Damper | Flue Dia. (In.) | Pump Conn. | Approx. Weight (Lbs.) |
|---|---|---|---|---|---|---|---|
| CG20D | 37.5 | 31 | 27 | 82.3 | 4 | 1-1/4 | 212 |
| CG30D | 62 | 52 | 45 | 82.6 | 4 | 1-1/4 | 254 |
| CG40D | 96 | 80 | 70 | 82.3 | 5 | 1-1/4 | 298 |
| CG50D | 130 | 108 | 94 | 82.0 | 6 | 1-1/4 | 346 |
| CG60D | 164 | 136 | 117 | 82.0 | 6 | 1-1/4 | 408 |
| CG70D | 198 | 163 | 141 | 82.0 | 7 | 1-1/4 | 450 |
| CG80D | 232 | 191 | 166 | 82.0 | 7 | 1-1/4 | 506 |
| CG90D | 266 | 219 | 190 | 82.0 | 8 | 1-1/4 | 550 |
| CG00D | 299 | 246 | 214 | 82.0 | 8 | 1-1/4 | 608 |

### Water Boilers

| STD PKG | U/M | BERCOR NUMBER | DESCRIPTION | PC-1 EACH |
|---|---|---|---|---|
| 1 | EA | 88157 | CG20DNI-L2 WTR BOILER W/EI L/PUMP | |
| 1 | EA | 88158 | CG30DNI-L2 WTR BOILER W/EI L/PUMP | |
| 1 | EA | 88159 | CG40DNI-L2 WTR BOILER W/EI L/PUMP | |
| 1 | EA | 88160 | CG50DNI-L2 WTR BOILER W/EI L/PUMP | |
| 1 | EA | 88161 | CG60DNI-L2 WTR BOILER W/EI L/PUMP | |
| 1 | EA | 88162 | CG70DNI-L2 WTR BOILER W/EI L/PUMP | |
| 1 | EA | 88163 | CG80DNI-L2 WTR BOILER W/EI L/PUMP | |
| 1 | EA | 88156 | CG100DNI-L2 WTR BOILER W/EI L/PUMP | |

### Replacement Parts

| | | | | |
|---|---|---|---|---|
| 1 | EA | 65240 | 8116321(8116314) (RVGP-PC-4-BKF) 4" DAMPER | |
| 1 | EA | 65241 | 8116322(8116315) (RVGP-PC-5-BKF) 5" DAMPER | |
| 1 | EA | 65242 | 8116323(8116316) (RVGP-PC-6-BKF) 6" DAMPER | |
| 1 | EA | 65243 | 8116324(8116317) (RVGP-PC-7-BKF) 7" DAMPER | |
| 1 | EA | 65244 | 8116325(8116147) (RVGP-PC-8-BKF) 8" DAMPER | |
| 1 | EA | 65980 | 80160720 PS-802-24V LOW WATER CUT-OFF F/STEAM | |

### LP Kits (Special Order Only)

| | | | | |
|---|---|---|---|---|
| 1 | EA | 65920 | 101122-01 LP KIT FOR CG30C ELECTRONIC IGNITION | |
| 1 | EA | 65927 | 100972-01 LP KIT FOR CG40C ELECTRONIC IGNITION | |
| 1 | EA | 65939 | 101139-01 LP KIT FOR CG50C ELECTRONIC IGNITION | |
| 1 | EA | 65941 | 101779-01 LP KIT FOR CG60C ELECTRONIC IGNITION | |
| 1 | EA | 66290 | 102016-01 LP KIT FOR CG70C ELECTRONIC IGNITION | |
| 1 | EA | 66376 | 101002-01 LP KIT FOR CG30C STANDING PILOT | |
| 1 | EA | 66384 | 100791-01 LP KIT FOR CG40C STANDING PILOT | |
| 1 | EA | 66508 | 100792-01 LP KIT FOR CG50C STANDING PILOT | |
| 1 | EA | 66652 | 100969-01 LP KIT FOR CG60C STANDING PILOT | |

WEIL-McLAIN
A United Dominion Company

# Ultra Condensing High-Efficiency Boilers

## Commercial, Gas-Fired, Water Only



- Sectional aluminum block
- 30 PSI ASME relief valve
- Stainless steel burner with woven steel fiber mesh
- Direct spark ignition
- Variable speed blower assembly
- Venturi mixing system with air silencer
- Negative pressure regulated gas valve
- 50 VA transformer
- Dual scale temperature and pressure gauge
- Outlet water temp. sensor
- Inlet water temp. sensor
- Flue gas temp. sensor
- Outdoor temp. sensor
- System water temp. sensor
- Integrated drain in vent adapters
- U control module
- Comes setup CSD-1 compliant

| Model No. | CSA Input (Max.) | CSA Input (Min.) | CSA Gross Ouput | Net I=B=R | IBR Thermal | IBR Combustion | Vent Size/Material | Combustion Air Size | Water Volume (Gal.) | Minimum Gas Pressure | Approx. Shipping Wt. (Lbs.) |
|---|---|---|---|---|---|---|---|---|---|---|---|
| 550 | 550 | 110 | 517 | 445 | 93.9% | 94.7% | 6"PVC | 6" | 5.5 | 3.5" | 505 |
| 750 | 750 | 150 | 702 | 605 | 93.6% | 94.0% | 6" or 8"PVC * | 6" or 8" * | 6.5 | 3.5" | 550 |

* Model 750 extends a maximum of 30 feet at 6", 100 feet at 8".

### Boilers

| STD PKG | U/M | BERCOR NUMBER | DESCRIPTION | PC-1 EACH |
|---|---|---|---|---|
| 1 | EA | 87206 | ULTRA 550 COMMERCIAL BOILER | |
| 1 | EA | 87207 | ULTRA 750 COMMERCIAL BOILER | |

### Accessory

| STD PKG | U/M | BERCOR NUMBER | DESCRIPTION | PC-1 EACH |
|---|---|---|---|---|
| 1 | EA | 87253 | 592-900-012 X100 CORROSION INHIBITOR | |

WEIL-McLAIN
A United Dominion Company

# LGB Atmospheric Boilers

## Commercial, Gas-Fired, Water and Steam



- 81% operating efficiency saves energy. The LGB is the highest efficiency cast iron atmospheric gas boiler available. Exceeds efficiency requirements of ASHRAE 90.1.
- Cast iron sections for corrosion resistance and long life.
- Compact design saves valuable space. Unit is only 50-3/8" high, allowing more headroom for piping and venting.
- Patented section sealing method. Short draw rods and sealing rope speed section assembly to reduce installation time.
- Extra-large 9" top port opening forms an internal header for better water circulation. Large steaming area assures rapid generation of dry steam.
- Simplified piping. The largst LGB steam boiler requires only two risers.
- AGA design certified for natural and propane gas. Ratings approved by The Hydronics Institute Division of GAMA (I=B=R) for natural and propane gas. (GW Berkheimer stocks natural gas models only.)
- Factory assembled gas train located within the boiler jacket. All LGB-6 through -23 boilers are capable of low-high-low or staged firing with an additional operating limit control.
- Factory-assembled base and burners reduce installation time.
- Built-in air separator in water boilers. Air is diverted to the expansion tank through a 1" tapping next to supply outlet.
- Steel jacket with durable powdercoat finish. Completely insulated. Designed for fast installation.
- 10 year limited warranty covers cast iron sections.
- 1 year parts warranty.

**Ratings**

| Model No. | C.S.A Input MBH | C.S.A. Gross Output MBH | Net I=B=R Rating | | | | LGB Tappings | | | Draft Hood Outlet(s) | |
|---|---|---|---|---|---|---|---|---|---|---|---|
| | | | Steam MBH | Steam Sq. Ft. | Water MBH | Boiler H.P. | Supply (In.) | Return (In.) | Approx. Shipping Weight (Lbs.) | Qty. | Size (In.) |
| LGB-4 | 400 | 324.0 | 243 | 1,013 | 282 | 9.7 | 2 to 6 | 2 to 5 | 1,185 | 1 | 10 |
| LGB-5 | 520 | 421.2 | 316 | 1,317 | 366 | 12.6 | 2 to 6 | 2 to 5 | 1,455 | 1 | 12 |
| LGB-6 | 650 | 526.5 | 395 | 1,645 | 458 | 15.7 | 2 to 6 | 2 to 5 | 1.725 | 1 | 12 |
| LGB-7 | 780 | 631.8 | 474 | 1,975 | 549 | 18.9 | 2 to 6 | 2 to 5 | 2,005 | 1 | 12 |
| LGB-8 | 910 | 737.1 | 553 | 2,305 | 641 | 22.0 | 2 to 6 | 2 to 5 | 2,290 | 1 | 14 |
| LGB-9 | 1,040 | 842.4 | 632 | 2,635 | 733 | 25.2 | 2 to 6 | 2 to 5 | 2,560 | 1 | 14 |
| LGB-10 | 1,170 | 947.7 | 711 | 2,965 | 824 | 28.3 | 2 to 6 | 2 to 5 | 2,800 | 1 | 16 |
| LGB-11 | 1,300 | 1,053.0 | 790 | 3,290 | 915 | 31.5 | 2 to 6 | 2 to 5 | 3,105 | 1 | 16 |
| LGB-12 | 1,430 | 1,158.3 | 869 | 3,620 | 1,007 | 34.6 | 2 to 6 | 2 to 5 | 3,365 | 1 | 16 |
| LGB-13 | 1,560 | 1,263.6 | 949 | 3,955 | 1,099 | 37.8 | 2 to 6 | 2 to 5 | 3,785 | 2 | 12 |
| LGB-14 | 1,690 | 1,368.9 | 1,035 | 4,313 | 1,190 | 40.9 | 2 to 6 | 2 to 5 | 4,085 | 2 | 1 - 12<br>1 - 14 |
| LGB-15 | 1,820 | 1,474.2 | 1,123 | 4,679 | 1,282 | 44.0 | 2 to 6 | 2 to 5 | 4,355 | 2 | 14 |
| LGB-16 | 1,950 | 1,579.5 | 1,211 | 5,046 | 1,373 | 47.2 | 2 to 6 | 2 to 5 | 4,725 | 2 | 14 |
| LGB-17 | 2,080 | 1,684.8 | 1,298 | 5,408 | 1,465 | 50.3 | 2 to 6 | 2 to 5 | 4,975 | 2 | 14 |
| LGB-18 | 2,210 | 1,790.1 | 1,386 | 5,775 | 1,557 | 53.5 | 2 to 6 | 2 to 5 | 5,270 | 2 | 1 - 14<br>1 - 16 |
| LGB-19 | 2,340 | 1,895.4 | 1,470 | 6,125 | 1,648 | 56.6 | 2 to 6 | 2 to 5 | 5,540 | 2 | 16 |
| LGB-20 | 2,470 | 2,000.7 | 1,553 | 6,471 | 1,740 | 59.8 | 2 to 6 | 2 to 5 | 5,820 | 2 | 16 |
| LGB-21 | 2,600 | 2,106.0 | 1,635 | 6,813 | 1,831 | 62.9 | 2 to 6 | 2 to 5 | 6,080 | 2 | 16 |
| LGB-22 | 2,730 | 2,211.3 | 1,717 | 7,154 | 1,923 | 66.1 | 2 to 6 | 2 to 5 | 6,365 | 2 | 16 |
| LGB-23 | 2,860 | 2,316.6 | 1,799 | 7,496 | 2,014 | 69.2 | 2 to 6 | 2 to 5 | 6,625 | 2 | 16 |

***Continued on the Following Page***

***Continued from the Previous Page***

## Water Boilers

**Prices Available on Request**

| STD PKG | U/M | BERCOR NUMBER | DESCRIPTION |
|---|---|---|---|
| 1 | EA | 851 | LGB-4-WN5 400 MBTU INPUT BOILER W/WATER TRIM |
| 1 | EA | 853 | LGB-5-WN5 520 MBTU INPUT BOILER W/WATER TRIM |
| 1 | EA | 855 | LGB-6-WN5 650 MBTU INPUT BOILER W/WATER TRIM |
| 1 | EA | 857 | LGB-7-WN5 780 MBTU INPUT BOILER W/WATER TRIM |
| 1 | EA | 859 | LGB-8-WN5 910 MBTU INPUT BOILER W/WATER TRIM |
| 1 | EA | 861 | LGB-9-WN5 1040 MBTU INPUT BOILER W/WATER TRIM |
| 1 | EA | 863 | LGB-10-WN5 1170 MBTU INPUT BOILER W/WATER TRIM |
| 1 | EA | 865 | LGB-11-WM5 1300 MBTU INPUT BOILER W/WATER TRIM |
| 1 | EA | 867 | LGB-12-WN5 1430 MBTU INPUT BOILER W/WATER TRIM |
| 1 | EA | 869 | LGB-13-WN5 1560 MBTU INPUT BOILER W/WATER TRIM |
| 1 | EA | 871 | LGB-14-WN5 1690 MBTU INPUT BOILER W/WATER TRIM |
| 1 | EA | 873 | LGB-15-WN5 1820 MBTU INPUT BOILER W/WATER TRIM |
| 1 | EA | 875 | LGB-16-WN5 1950 MBTU INPUT BOILER W/WATER TRIM |
| 1 | EA | 877 | LGB-17-WN5 2080 MBTU INPUT BOILER W/WATER TRIM |
| 1 | EA | 879 | LGB-18-WN5 2210 MBTU INPUT BOILER W/WATER TRIM |
| 1 | EA | 881 | LGB-19-WN5 2340 MBTU INPUT BOILER W/WATER TRIM |
| 1 | EA | 883 | LGB-20-WN5 2470 MBTU INPUT BOILER W/WATER TRIM |
| 1 | EA | 885 | LGB-21-WN5 2600 MBTU INPUT BOILER W/WATER TRIM |
| 1 | EA | 887 | LGB-22-WN5 2730 MBTU INPUT BOILER W/WATER TRIM |
| 1 | EA | 889 | LGB-23-WN5 2860 MBTU INPUT BOILER W/WATER TRIM |

## Steam Boilers

| | | | |
|---|---|---|---|
| 1 | EA | 850 | LGB-4-SN5 400 MBTU INPUT BOILER W/STEAM TRIM |
| 1 | EA | 852 | LGB-5-SN5 520 MBTU INPUT BOILER W/STEAM TRIM |
| 1 | EA | 854 | LGB-6-SN5 650 MBTU INPUT BOILER W/STEAM TRIM |
| 1 | EA | 856 | LGB-7-SN5 780 MBTU INPUT BOILER W/STEAM TRIM |
| 1 | EA | 858 | LGB-8-SN5 910 MBTU INPUT BOILER W/STEAM TRIM |
| 1 | EA | 860 | LGB-9-SN5 1040 MBTU INPUT BOILER W/STEAM TRIM |
| 1 | EA | 862 | LGB-10-SN5 1170 MBTU INPUT BOILER W/STEAM TRIM |
| 1 | EA | 864 | LGB-11-SN5 1300 MBTU INPUT BOILER W/STEAM TRIM |
| 1 | EA | 866 | LGB-12-SN5 1430 MBTU INPUT BOILER W/STEAM TRIM |
| 1 | EA | 868 | LGB-13-SN5 1560 MBTU INPUT BOILER W/STEAM TRIM |
| 1 | EA | 870 | LGB-14-SN5 1690 MBTU INPUT BOILER W/STEAM TRIM |
| 1 | EA | 872 | LGB-15-SN5 1820 MBTU INPUT BOILER W/STEAM TRIM |
| 1 | EA | 874 | LGB-16-SN5 1950 MBTU INPUT BOILER W/STEAM TRIM |
| 1 | EA | 876 | LGB-17-SN5 2080 MBTU INPUT BOILER W/STEAM TRIM |
| 1 | EA | 878 | LGB-18-SN5 2210 MBTU INPUT BOILER W/STEAM TRIM |
| 1 | EA | 880 | LGB-19-SN5 2340 MBTU INPUT BOILER W/STEAM TRIM |
| 1 | EA | 882 | LGB-20-SN5 2470 MBTU INPUT BOILER W/STEAM TRIM |
| 1 | EA | 884 | LGB-21-SN5 2600 MBTU INPUT BOILER W/STEAM TRIM |
| 1 | EA | 886 | LGB-22-SN5 2730 MBTU INPUT BOILER W/STEAM TRIM |
| 1 | EA | 888 | LGB-23-SN5 2860 MBTU INPUT BOILER W/STEAM TRIM |

# LGB Boiler Components

## Boiler Components

| STD PKG | U/M | BERCOR NUMBER | DESCRIPTION | PC-1 EACH |
|---|---|---|---|---|
| 1 | EA | 68428 | 313-300-109 LEFT END SECTION | |
| 1 | EA | 68429 | 313-300-110 INTERMEDIATE SECTION | |
| 1 | EA | 68431 | 313-300-111 RIGHT END SECTION | |
| 1 | EA | 68438 | 383-300-003 A-4 BOX | |
| 1 | EA | 68462 | 383-300-004 A-5 BOX | |
| 1 | EA | 68465 | 383-300-005 A-A BOX | |
| 1 | EA | 68466 | 383-300-010 A-B BOX | |
| 1 | EA | 68467 | 383-300-015 A-C BOX | |
| 1 | EA | 68487 | 383-300-020 A-D BOX | |
| 1 | EA | 68490 | 383-300-025 A-E BOX | |
| 1 | EA | 68499 | 383-300-030 A-F BOX | |
| 1 | EA | 68508 | 383-300-035 A-G BOX | |
| 1 | EA | 68943 | 383-300-110 LGB SPECIAL CONTROLS | |
| 1 | EA | 68944 | 383-300-114 WATER TRIM 4&5 | |
| 1 | EA | 68945 | 383-300-115 WATER TRIM 6-9 | |
| 1 | EA | 68897 | 383-300-258 5" W.C. CONTROLS 4&5 | |
| 1 | EA | 68898 | 383-300-260 5" W.C. CONTROLS A&B | |
| 1 | EA | 68899 | 383-300-262 5" W.C. CONTROLS C&D | |
| 1 | EA | 68915 | 383-300-264 5" W.C. CONTROLS E | |
| 1 | EA | 68916 | 383-300-266 5" W.C. CONTROLS F&G | |
| 1 | EA | 68917 | 383-300-268 5" W.C. CONTROLS H | |
| 1 | EA | 68929 | 383-300-270 5" W.C. CONTROLS I | |
| 1 | EA | 68931 | 383-300-272 5" W.C. CONTROLS J | |
| 1 | EA | 68932 | 383-300-274 5" W.C. CONTROLS K | |
| 1 | EA | 68933 | 383-300-276 5" W.C. CONTROLS M | |
| 1 | EA | 68934 | 383-300-278 5" W.C. CONTROLS N | |
| 1 | EA | 68942 | 383-300-280 5" W.C. CONTROLS O | |
| 1 | EA | 68577 | 383-300-038 SIZE 4 BASE ASSEMBLY | |
| 1 | EA | 68578 | 383-300-039 SIZE 5 BASE ASSEMBLY | |
| 1 | EA | 68600 | 383-300-040 SIZE A BASE ASSEMBLY | |
| 1 | EA | 68601 | 383-300-045 SIZE B BASE ASSEMBLY | |
| 1 | EA | 68604 | 383-300-050 SIZE C BASE ASSEMBLY | |
| 1 | EA | 68605 | 383-300-055 SIZE D BASE ASSEMBLY | |
| 1 | EA | 68606 | 383-300-060 SIZE E BASE ASSEMBLY | |
| 1 | EA | 68607 | 383-300-065 SIZE F BASE ASSEMBLY | |
| 1 | EA | 68620 | 383-300-070 SIZE G BASE ASSEMBLY | |
| 1 | EA | 68946 | 383-300-120 WATER TRIM 10-13 | |
| 1 | EA | 68947 | 383-300-125 WATER TRIM 14-20 | |
| 1 | EA | 68948 | 383-300-130 WATER TRIM 21-23 | |
| 1 | EA | 68949 | 383-300-135 STEAM TRIM 4-7 | |
| 1 | EA | 68950 | 383-300-140 STEAM TRIM 8-12 | |
| 1 | EA | 68951 | 383-300-145 STEAM TRIM 13-19 | |
| 1 | EA | 68952 | 383-300-150 STEAM TRIM 20-23 | |
| 1 | EA | 68626 | 383-300-165 END PANEL BASE ASSEMBLY | |
| 1 | EA | 68632 | 413-300-000 (413-300-001) LGB STANDARD JACKET | |
| 1 | EA | 68634 | 413-300-010 LGB-4 JACKET CARTON | |
| 1 | EA | 68650 | 413-300-011 LGB-5 JACKET CARTON | |
| 1 | EA | 68652 | 413-300-002 LGB-S JACKET CARTON | |
| 1 | EA | 68699 | 413-300-003 LGB-T JACKET CARTON | |
| 1 | EA | 68702 | 413-300-004 LGB-U JACKET CARTON | |
| 1 | EA | 68720 | 413-300-005 LGB-V JACKET CARTON | |
| 1 | EA | 68723 | 413-300-006 LGB-W JACKET CARTON | |
| 1 | EA | 68731 | 413-300-007 LGB-X JACKET CARTON | |
| 1 | EA | 68734 | 413-300-008 LGB-Y JACKET CARTON | |
| 1 | EA | 68741 | 413-300-009 LGB JACKET SPLICE CARTON | |
| 1 | EA | 68888 | 443-300-098 DRAFT HOOD 4 | |
| 1 | EA | 68889 | 443-300-099 DRAFT HOOD 5 | |
| 1 | EA | 68890 | 443-300-100 DRAFT HOOD A | |
| 1 | EA | 68891 | 443-300-101 DRAFT HOOD B | |
| 1 | EA | 68892 | 443-300-102 DRAFT HOOD C | |
| 1 | EA | 68893 | 443-300-103 DRAFT HOOD D | |
| 1 | EA | 68894 | 443-300-104 DRAFT HOOD E | |
| 1 | EA | 68895 | 443-300-105 DRAFT HOOD F | |
| 1 | EA | 68896 | 443-300-106 DRAFT HOOD G | |

***Continued on the Following Page***

***Continued from the Previous Page***

| STD PKG | U/M | BERCOR NUMBER | DESCRIPTION | PC-1 EACH |
|---|---|---|---|---|
| 1 | EA | 68746 | 450-019-858 COLLECTOR HOOD 4 | |
| 1 | EA | 68749 | 450-019-859 COLLECTOR HOOD 5 | |
| 1 | EA | 68751 | 450-019-851 COLLECTOR HOOD A | |
| 1 | EA | 68769 | 450-019-852 COLLECTOR HOOD B | |
| 1 | EA | 68771 | 450-019-853 COLLECTOR HOOD C | |
| 1 | EA | 68777 | 450-019-854 COLLECTOR HOOD D | |
| 1 | EA | 68812 | 450-019-855 COLLECTOR HOOD E | |
| 1 | EA | 68824 | 450-019-856 COLLECTOR HOOD F | |
| 1 | EA | 68887 | 450-019-857 COLLECTOR HOOD G | |
| 1 | EA | 68953 | 511-114-474 #61 LOW WATER CUTOFF (STEAM ONLY) | |

### CSD-1 Components

| | | | | |
|---|---|---|---|---|
| 1 | EA | 65459 | 63M LOW WATER CUT-OFF W/MAUAL RESET | |
| 1 | EA | 65460 | 150S-MD HIGH PRESSURE LEVEL CONTROL | |
| 1 | EA | 68957 | 383-300-540 CSD-1 NAT CONTROL PANEL | |
| 1 | EA | 68990 | 510-312-041 L4006E 1000 AQUASTAT | |
| 1 | EA | 65986 | 80160718 751P-MT-120 LOW WATER CUT-OFF F/HOT WATER | |
| 1 | EA | 70567 | L4079B1033/U PRESSURETROL | |

WEIL-McLAIN
A United Dominion Company

# EGH-PIN High Efficiency Atmospheric Boiler

## Commercial, Gas-Fired, Steam



- Factory assembled section block.
- Insulated extended jacket.
- Horizontal to vertical draft hood.
- Non-linting pilot burner.
- Combination gas valve and regulator.
- Stainless steel burners.
- 40 VA transformer.
- Intermittent electronic ignition system.
- 15 P.S.I. ASME relief valve (steam).
- High limit pressure control.
- Probe low water cut-off (steam).
- Pressure gauge (steam).
- Gauge cocks and glass (steam).
- Vent damper can be used (optional).

**Note:** A.G.A. design certified for installation on non-combustible flooring only.

### Ratings

| Model No. | A.G.A. Input MBH | A.G.A. Output Gross MBH | Net I=B=R Rating | | Approximate Shipping Weight (Lbs.) | I=B=R Chimney Size |
|---|---|---|---|---|---|---|
| | | | Steam MBH | Steam Sq. Ft. | | |
| EGH-95 | 400 | 320 | 240 | 1,000 | 960 | 10" I.D. x 20' |
| EGH-125 | 550 | 440 | 330 | 1,375 | 1,215 | 12" I.D. x 20' |

### High Efficiency Model, Natural Gas without Tankless Heater Openings — Trim Package Required

| STD PKG | U/M | BERCOR NUMBER | DESCRIPTION | PC-1 EACH |
|---|---|---|---|---|
| 1 | EA | 68135 | EGH-95-PIN 400 MBTU INPUT BOILER LESS TRIM PKG | |
| 1 | EA | 68138 | EGH-125-PIN 550 MBTU INPUT BOILER LESS TRIM PKG | |

### Trim Packages

| | | | | |
|---|---|---|---|---|
| 1 | EA | 68147 | 381-700-344 STEAM TRIM PKG FOR EGH BOILERS | |
| 1 | EA | 68148 | 381-700-336 WATER TRIM PKG FOR EGH BOILERS | |

### EGH Atmospheric Gas Boiler Packages

| | | | | |
|---|---|---|---|---|
| 1 | EA | 816 | EGH-85-PIN 315 MBH INPUT STEAM BOILER NAT GAS | |
| 1 | EA | 817 | EGH-95-PIN 360 MBH INPUT STEAM BOILER NAT GAS | |
| 1 | EA | 818 | EGH-105-PIN 405 MBH INPUT STEAM BOILER NAT GAS | |
| 1 | EA | 819 | EGH-115-PIN 450 MBH INPUT STEAM BOILER NAT GAS | |
| 1 | EA | 820 | EGH-125-PIN 495 MBH INPUT STEAM BOILER NAT GAS | |

***Continued on the Following Page***

***Continued from the Previous Page***

## EGH Boiler Components

| STD PKG | U/M | BERCOR NUMBER | DESCRIPTION | PC-1 EACH |
|---|---|---|---|---|
| 1 | EA | 89380 | 321-711-105 EGH-85 S/A NO TNKLESS OPNING | |
| 1 | EA | 89381 | 321-711-115 EGH-95 S/A NO TNKLESS OPNING | |
| 1 | EA | 89382 | 321-711-125 EGH-105 S/A NO TNKLESS OPNING | |
| 1 | EA | 89383 | 321-711-135 EGH-115 S/A NO TNKLESS OPNING | |
| 1 | EA | 89384 | 321-711-145 EGH-125 S/A NO TNKLESS OPNING | |
| 1 | EA | 89385 | 381-700-241 EGH-85 BASE PANELS | |
| 1 | EA | 89386 | 381-700-246 EGH-95 BASE PANELS | |
| 1 | EA | 89387 | 381-700-251 EGH-105 BASE PANELS | |
| 1 | EA | 89388 | 381-700-256 EGH-115 BASE PANELS | |
| 1 | EA | 89389 | 381-700-261 EGH-125 BASE PANELS | |
| 1 | EA | 89390 | 381-700-505 EGH-85 BASE ASSEMBLY | |
| 1 | EA | 89391 | 381-700-506 EGH-95 BASE ASSEMBLY | |
| 1 | EA | 89392 | 381-700-507 EGH-105 BASE ASSEMBLY | |
| 1 | EA | 89393 | 381-700-508 EGH-115 BASE ASSEMBLY | |
| 1 | EA | 89394 | 381-700-509 EGH-125 BASE ASSEMBLY | |
| 1 | EA | 89395 | 381-700-510 EGH85-95 PIN GAS CONTROLS | |
| 1 | EA | 89396 | 381-700-511 EGH105-125 PIN GAS CONTROLS | |
| 1 | EA | 89397 | 411-800-261 EGH-85 JACKET | |
| 1 | EA | 89398 | 411-800-271 EGH-95 JACKET | |
| 1 | EA | 89399 | 411-800-281 EGH-105 JACKET | |
| 1 | EA | 89400 | 411-800-291 EGH-115 JACKET | |
| 1 | EA | 89401 | 411-800-301 EGH-125 JACKET | |
| 1 | EA | 89402 | 450-206-240 EGH-85 DRAFT HOOD | |
| 1 | EA | 89403 | 450-206-241 EGH-95 DRAFT HOOD | |
| 1 | EA | 89404 | 450-206-242 EGH-105 DRAFT HOOD | |
| 1 | EA | 89405 | 450-206-243 EGH-115 DRAFT HOOD | |
| 1 | EA | 89406 | 450-206-244 EGH-125 DRAFT HOOD | |
| 1 | EA | 89407 | 450-014-750 EGH-85 COLLECTOR HOOD | |
| 1 | EA | 89408 | 450-014-751 EGH-95 COLLECTOR HOOD | |
| 1 | EA | 89409 | 450-014-752 EGH-105 COLLECTOR HOOD | |
| 1 | EA | 89410 | 450-014-753 EGH-115 COLLECTOR HOOD | |
| 1 | EA | 89411 | 450-014-754 EGH-125 COLLECTOR HOOD | |
| 1 | EA | 89412 | 381-700-344 EGH85-125 STEAM TRIM PI | |

## EGH Accessories

| STD PKG | U/M | BERCOR NUMBER | DESCRIPTION | PC-1 EACH |
|---|---|---|---|---|
| 1 | EA | 89413 | 510-811-410 EGH85-95 S5 NG TO LP CONV KIT | |
| 1 | EA | 89414 | 510-811-412 EGH105-125 S5 NG TO LP CONVKIT | |

WEIL-McLAIN
A United Dominion Company

# EG-PIDN Atmospheric Gas Boiler

## Water or Steam



- Factory assembled block
- Cast iron sections
- Built-in air separator
- 30 PSI ASME relief valve (water)
- 15 PSI ASME relief valve (steam)
- Stainless steel burners
- Intermittent electronic ignition
- Automatic vent damper (EG30-65)
- Thermal fuse element (EG30-65)
- Spill switch (EG30-65)
- Combination gas valve and regulator
- High limit pressure control (steam)
- High limit temperature control (steam)
- Combination relay and 40VA transformer (water)
- Gauge cocks and glass (steam)
- Probe low water cut-off (steam)
- Pressure gauge (steam)
- Syphon (steam)
- Insulated extended jacket
- Electrical junction box
- Horizontal to vertical draft hood
- Limited lifetime warranty (water)
- 10 year warranty (steam)

| Model | EG-30 | EG-35 | EG-40 | EG-45 | EG-50 | EG-55 | EG-65 |
|---|---|---|---|---|---|---|---|
| C.S.A Input (MBH) | 75 | 100 | 125 | 150 | 175 | 200 | 250 |
| DOE Heating Cap (MBH) | 62 | 83 | 104 | 125 | 145 | 167 | 209 |
| Net I=B=R Steam (MBH/Sq. Ft.) | 47/196 | 62/258 | 78/325 | 94/392 | 109/454 | 125/521 | 157/654 |
| Net I=B=R Water (MBH) | 55 | 73 | 91 | 110 | 128 | 146 | 183 |
| AFUE Water (%) | 84.3 | 83.6 | 84.0 | 83.5 | 83.8 | 83.8 | 83.0 |
| AFUE Steam (%) | 83.0 | 83.6 | 82.9 | 82.9 | 82.8 | 82.8 | 84.0 |
| I=B=R Chimney Rect. (In. I.D. x Ft.) | 5 x 20 | 5 x 20 | 6 x 20 | 6 x 20 | 7 x 20 | 7 x 20 | 8 x 20 |
| Supply Tappings (In. NPT) | 2–3 | 2–3 | 2–3 | 2–3 | 2–3 | 2–3 | 2–3 |
| Return Tappings (In. NPT) | 2–2-1/2 | 2–2-1/2 | 2–2-1/2 | 2–2-1/2 | 2–2-1/2 | 2–2-1/2 | 2–2-1/2 |
| Gas Conn. Size/Nat. Gas & Propane (In.) | 1/2 | 1/2 | 1/2 | 1/2 | 1/2 | 1/2 | 3/4 |
| Water Supply & Return (In.) | 1 | 1 | 1-1/4 | 1-1/4 | 1-1/4 | 1-1/2 | 1-1/2 |
| Steam Riser & Header (In.) | 2 | 2 | 2-1/2 | 2-1/2 | 2-1/2 | 3 | 3 |
| Steam Equalizer (In.) | 1-1/2 | 1-1/2 | 1-1/2 | 1-1/2 | 1-1/2 | 1-1/2 | 1-1/2 |
| Water Volume – Water (Gal.) | 12.3 | 12.3 | 14.8 | 14.8 | 17.3 | 17.3 | 19.8 |
| Water Volume – Steam (Gal.) | 8.4 | 8.4 | 9.8 | 9.8 | 11.2 | 11.2 | 12.6 |
| Approx. Ship Weight (Lbs.) | 410 | 410 | 500 | 500 | 590 | 590 | 680 |

### Intermittent Electronic Ignition with Damper, Natural Gas without Tankless Heater Openings

**Trim Package Required**

| STD PKG | U/M | BERCOR NUMBER | DESCRIPTION | PC-1 EACH |
|---|---|---|---|---|
| 1 | EA | 88300 | EG-30-PIDN 75 MBTU INPUT BOILER LESS TRIM PKG | |

### Trim Packages

| | | | | |
|---|---|---|---|---|
| 1 | EA | 88308 | 381-800-837 EG30-75 STEAM TRIM PKG PI HYDRO #400 | |
| 1 | EA | 88309 | 381-800-835 EG35-75 WATER TRIM PKG PI-NO TANKLESS | |

***Continued on the Following Page***

***Continued from the Previous Page***

## EG Steam Boiler Packages

| STD PKG | U/M | BERCOR NUMBER | DESCRIPTION | PC-1 EACH |
|---|---|---|---|---|
| 1 | EA | 821 | EG-30-PIDN 75 MBH INPUT STEAM BOILER NAT GAS | |
| 1 | EA | 822 | EG-35-PIDN 100 MBH INPUT STEAM BOILER NAT GAS | |
| 1 | EA | 823 | EG-40-PIDN 125 MBH INPUT STEAM BOILER NAT GAS | |
| 1 | EA | 824 | EG-45-PIDN 150 MBH INPUT STEAM BOILER NAT GAS | |
| 1 | EA | 825 | EG-50-PIDN 175 MBH INPUT STEAM BOILER NAT GAS | |
| 1 | EA | 826 | EG-55-PIDN 200 MBH INPUT STEAM BOILER NAT GAS | |
| 1 | EA | 827 | EG-65-PIDN 250 MBH INPUT STEAM BOILER NAT GAS | |
| 1 | EA | 828 | EG-75-PIN 299 MBH INPUT STEAM BOILER NAT GAS | |

## EG Water Boiler Packages

| STD PKG | U/M | BERCOR NUMBER | DESCRIPTION | PC-1 EACH |
|---|---|---|---|---|
| 1 | EA | 829 | EG-30-PIDN 75 MBH INPUT WATER BOILER NAT GAS | |
| 1 | EA | 830 | EG-35-PIDN 100 MBH INPUT WATER BOILER NAT GAS | |
| 1 | EA | 831 | EG-40-PIDN 125 MBH INPUT WATER BOILER NAT GAS | |
| 1 | EA | 832 | EG-45-PIDN 150 MBH INPUT WATER BOILER NAT GAS | |
| 1 | EA | 833 | EG-50-PIDN 175 MBH INPUT WATER BOILER NAT GAS | |
| 1 | EA | 834 | EG-55-PIDN 200 MBH INPUT WATER BOILER NAT GAS | |
| 1 | EA | 835 | EG-65-PIDN 250 MBH INPUT WATER BOILER NAT GAS | |
| 1 | EA | 836 | EG-75-PIDN 299 MBH INPUT WATER BOILER NAT GAS | |

## EG Boiler Components

| STD PKG | U/M | BERCOR NUMBER | DESCRIPTION | PC-1 EACH |
|---|---|---|---|---|
| 1 | EA | 89309 | 321-811-115 EG40-45 S/A NO TANKLESS OPNING | |
| 1 | EA | 89310 | 321-811-125 EG50-55 S/A NO TANKLESS OPNING | |
| 1 | EA | 89311 | 321-811-135 EG-65 S/A NO TANKLESS OPENING | |
| 1 | EA | 89312 | 321-811-145 EG-75 S/A NO TANKLESS OPENING | |
| 1 | EA | 89313 | 381-800-827 EG-30 BASE ASSEMBLY | |
| 1 | EA | 89314 | 381-800-828 EG-35 BASE ASSEMBLY | |
| 1 | EA | 89315 | 381-800-829 EG-40 BASE ASSEMBLY | |
| 1 | EA | 89316 | 381-800-830 EG-45 BASE ASSEMBLY | |
| 1 | EA | 89317 | 381-800-831 EG-50 BASE ASSEMBLY | |
| 1 | EA | 89318 | 381-800-832 EG-55 BASE ASSEMBLY | |
| 1 | EA | 89319 | 381-800-833 EG-65 BASE ASSEMBLY | |
| 1 | EA | 89320 | 381-800-834 EG-75 BASE ASSEMBLY | |
| 1 | EA | 89321 | 381-800-823 EG30-50 PIDN GAS CONTROLS | |
| 1 | EA | 89322 | 381-800-824 EG-55 PIDN GAS CONTROLS | |
| 1 | EA | 89323 | 381-800-825 EG-65 PIDN GAS CONTROLS | |
| 1 | EA | 89324 | 381-800-826 EG-75 PIN GAS CONTROLS | |
| 1 | EA | 89325 | 411-800-075 EG30-35 JACKET | |
| 1 | EA | 89326 | 411-800-076 EG40-45 JACKET | |
| 1 | EA | 89327 | 411-800-077 EG50-55 JACKET | |
| 1 | EA | 89328 | 411-800-078 EG-65 JACKET | |
| 1 | EA | 89340 | 411-800-079 EG-75 JACKET | |
| 1 | EA | 89341 | 450-021-255 EG-30 DRAFT HOOD | |
| 1 | EA | 89329 | 450-021-256 EG-35 DRAFT HOOD | |
| 1 | EA | 89330 | 450-021-257 EG-40 DRAFT HOOD | |
| 1 | EA | 89331 | 450-021-258 EG-45 DRAFT HOOD | |
| 1 | EA | 89332 | 450-021-259 EG-50 DRAFT HOOD | |
| 1 | EA | 89333 | 450-021-260 EG-55 DRAFT HOOD | |
| 1 | EA | 89334 | 450-021-261 EG-65 DRAFT HOOD | |
| 1 | EA | 89335 | 450-021-262 EG-75 DRAFT HOOD | |
| 1 | EA | 89336 | 381-800-475 VENT DAMPER 5" (EG30-35) | |
| 1 | EA | 89337 | 381-800-476 VENT DAMPER 6" (EG40-45) | |
| 1 | EA | 89338 | 381-800-477 VENT DAMPER 7" (EG50-55) | |
| 1 | EA | 89339 | 381-800-478 VENT DAMPER 8" (EG65-75) | |

WEIL-McLAIN
A United Dominion Company

# CGa-PIDN Atmospheric Gas Packaged Boiler

## Water Only



### Standard Equipment

- Factory tested.
- Insulated extended jacket.
- Built-in air separator.
- Vertical draft hood.*
- Non-linting pilot burner.
- Stainless steel burners.
- Combination gas valve and regulator.
- Combination relay receptacle and 40 VA transformer.
- Spill switch.*
- Rollout thermal fuse element.
- High limit temperature control.
- Circulator.
- 30 P.S.I. ASME relief valve (boiler sections tested for 50 P.S.I. working pressure).
- Drain valve.*
- Automatic vent damper.*

* Standard equipment included but not assembled on boiler or wired at factory.

- Combination pressure-temperature gauge.
- Constant burning, thermally supervised pilot.
- Thermocouple.
- LP conversion kit available.

### Draft Hood

- CGA-25 through CGA-6 shipped in crate with boiler.
- CGA-7 and CGA-8 shipped separate from boiler crate.

### Taco Circulator

- Shipped in carton inside of boiler crate for field installation.
- Drain valve and fittings in carton inside of boiler crate.
- 40" circulator harness wired to 2 x 4 junction box mounted to external boiler jacket.

### Ratings—All Models

| Model No. | A.G.A. Input MBH | % DOE Seasonal Efficiency (AFUE) Intermittent Ignition with Damper Nat. Gas (PIDN) | DOE Heating Capacity MBH | Net I=B=R Rating MBH | Approximate Shipping Weight (Lbs.) | I=B=R Chimney Size |
|---|---|---|---|---|---|---|
| CGa-25 | 52 | 84.0 | 44 | 38 | 200 | 4" I.D. x 20' |
| CGa-3 | 70 | 84.0 | 59 | 51 | 200 | 4" I.D. x 20' |
| CGa-4 | 105 | 84.0 | 88 | 77 | 240 | 5" I.D. x 20' |
| CGa-5 | 140 | 83.5 | 117 | 102 | 280 | 6" I.D. x 20' |
| CGa-6 | 175 | 83.2 | 146 | 127 | 325 | 6" I.D. x 20' |
| CGa-7 | 210 | 83.0 | 175 | 152 | 370 | 7" I.D. x 20' |
| CGa-8 | 245 | 82.7 | 204 | 177 | 425 | 7" I.D. x 20' |

### Series 2, Intermittent Ignition with Damper, Natural Gas

| STD PKG | U/M | BERCOR NUMBER | DESCRIPTION | PC-1 EACH |
|---|---|---|---|---|
| 1 | EA | 68042 | CGA-25-PIDN 52 MBTU INPUT BOILER | |
| 1 | EA | 68043 | CGA-3-PIDN 70 MBTU INPUT BOILER | |
| 1 | EA | 68044 | CGA-4-PIDN 105 MBTU INPUT BOILER | |
| 1 | EA | 68045 | CGA-5-PIDN 140 MBTU INPUT BOILER | |
| 1 | EA | 68046 | CGA-6-PIDN 175 MBTU INPUT BOILER | |
| 1 | EA | 68047 | CGA-7-PIDN 210 MBTU INPUT BOILER W/DRAFT HOOD 2 CTNS | |
| 1 | EA | 68048 | CGA-8-PIDN 245 MBTU INPUT BOILER W/DRAFT HOOD 2 CTNS | |

### LP Conversion Kits for Intermittent (Spark) Pilot CGa Boilers

| STD PKG | U/M | BERCOR NUMBER | DESCRIPTION | PC-1 EACH |
|---|---|---|---|---|
| 1 | EA | 89350 | 510-811-938 CGA-25 TO CGA-7 NG TO LP CONV KIT | |
| 1 | EA | 89351 | 510-811-939 CGA-8 NG TO LP CONV KIT | |

### Series 2, Standing Pilot with Damper, Natural Gas

| STD PKG | U/M | BERCOR NUMBER | DESCRIPTION | PC-1 EACH |
|---|---|---|---|---|
| 1 | EA | 68041 | CGA-8-SPDN 245 MBTU INPUT BOILER W/DRAFT HOOD 2 CTNS | |

WEIL-McLAIN
A United Dominion Company

# CGi High Efficiency Gas Induced Draft Boiler

## Water Only



- Factory tested.
- Insulated steel jacket.
- Built-in air separator.
- Flue gas collector/transition assembly.
- Induced draft blower assembly.
- Wiring harness.
- Combination gas valve for 24V.
- Radiation plates.
- Non-linting pilot burner.
- Aluminized steel burners.
- Intermittent electronic ignition system.
- Combination relay and 40VA transformer.
- Extended electrical junction box.
- Air pressure switch.
- Rollout thermal fuse element.
- High limit temperature control.
- Taco Circulator.
- 30 P.S.I. ASMI: relief valve (boiler sections tested for 50 P.S.I. working pressure)
- Combination pressure-temperature gauge.
- Drain valve.
- LP kit available on request.

**Note:**

- For sidewall venting only use AL29-4C stainless steel vent pipe required for these boilers. Refer to FasNSeal vent material in Section two of this catalog. CGI starter required.
- If venting into a chimney, standard B vent can be used. Refer to installation manual.

**Ratings—All Models (Up to 83.3% AFUE)**

| Model No. | A.G.A. Input MBH | DOE Heating Capacity MBH | Net I=B=R Rating MBH | % DOE Seasonal Efficiency (AFUE) | Approximate Shipping Weight (Lbs.) | Chimney Size |
|---|---|---|---|---|---|---|
| CGI-25 | 50 | 42 | 37 | 83.0 | 190 | 4" I.D. x 20' |
| CGI-3 | 67 | 56 | 49 | 83.3 | 190 | 4" I.D. x 20' |
| CGI-4 | 100 | 84 | 73 | 83.0 | 230 | 5" I.D. x 20' |
| CGI-4E* | 90 | 76 | 66 | 85.0 | 245 | 5" I.D. x 20' |
| CGI-5 | 133 | 111 | 97 | 82.7 | 270 | 5" I.D. x 20' |
| CGI-6 | 167 | 139 | 121 | 82.4 | 315 | 5" I.D. x 20' |
| CGI-7 | 200 | 166 | 144 | 82.1 | 360 | 5"I.D. x 20' |

*Energy Star Rated.

| STD PKG | U/M | BERCOR NUMBER | DESCRIPTION | PC-1 EACH |
|---|---|---|---|---|
| 1 | EA | 68103 | CGI-25-PIN 50 MBTU INPUT BOILER | |
| 1 | EA | 68104 | CGI-3-PIN 67 MBTU INPUT BOILER | |
| 1 | EA | 87237 | CGI-4E-PIN 90 MBTU INPUT BOILER | |
| 1 | EA | 68105 | CGI-4-PIN 90 MBTU INPUT BOILER | |
| 1 | EA | 68106 | CGI-5-PIN 120 MBTU INPUT BOILER | |
| 1 | EA | 68107 | CGI-6-PIN 167 MBTU INPUT BOILER | |
| 1 | EA | 68108 | CGI-7-PIN 200 MBTU INPUT BOILER | |

# GV90+ Cast Iron Gas Boiler

## Water, Sealed Combustion or Direct Exhaust



### Factory Tested

- Insulated extended steel jacket
- Cast iron sections with built-in air separator
- Stainless steel secondary heat exchanger with air separator
- Steel base
- Control module with indicator lights
- Blower assembly with observation port
- Gas/air manifold assembly
- Gas/air orifice plate for natural gas (separate plate furnished for conversion to propane)
- Stainless steel burner cone and ring assembly
- Negative regulation gas valve
- Hot surface ignition system
- Air pressure switch

### System Circulator

- Built-in bypass circulator system with sensor for temperature control
- Condensate drain trap
- Sidewall vent termination kit
- 40VA transformer
- Electrical junction box
- 30 PSI ASME relief valve (boiler sections and secondary heat exchanger tested for 50 PSI working pressure)
- Water temperature limit switch
- Section block temperature limit switch
- Combination pressure-temperature gauge
- Drain valve
- Flue thermal fuse
- Water treatment-inhibitor and test kit

### Boilers

| STD PKG | U/M | BERCOR NUMBER | DESCRIPTION | PC-1 EACH |
|---|---|---|---|---|
| 1 | EA | 87232 | GV90+ 3 70 MBH BOILER S1 T-007 | |
| 1 | EA | 87233 | GV90+ 4 105 MBH BOILER S1 T-007 | |
| 1 | EA | 87234 | GV90+ 5 140 MBH BOILER S1 T-007 | |
| 1 | EA | 87235 | GV90+ 6 175 MBH BOILER S1 T-007 | |

### Condensate Neutralizer Kit

| | | | | |
|---|---|---|---|---|
| 1 | EA | 87236 | 383-500-631 CONDENSATE NEUTRALIZER KIT | |

# ECO High Efficiency Wall Mount Boilers



- Exceeds Energy Star requirements
- 95% efficient, eligible for tax credits and rebates
- Large LCD display makes system set up and navigation simple
- Quick set up for the heat and domestic hot water priority
- Display can be mouunted on the boiler or wall (up to 2' away)
- Components positioned for fast and easy service of key parts
- Removable control terminal blocks for making electrical connections
- Durable stainless steel fire tube heat exchanger
- Corrosion resistant polypropyulene condensate collection base

| Model No. | Input MBTUH | | DOE Heating Capacity (MBH) | Net I=B=R Water Ratings (MBH) | DOE Seasonal Efficiency (AFUE %) | Vent Diameter (In) | Vent Material | Boiler Water Content (Gal) |
|---|---|---|---|---|---|---|---|---|
| | Max | Min. | | | | | | |
| ECO70 | 70 | 14 | 65 | 57 | 95.2 | 3 | PVC, CPVC, PP, SS | 2.5 |
| ECO110 | 110 | 22 | 101 | 88 | 95.0 | 3 | PVC, CPVC, PP, SS | 2.5 |
| ECO155 | 155 | 28 | 143 | 124 | 95.1 | 3 | PVC, CPVC, PP, SS | 3.2 |

### Boilers

| STD PKG | U/M | BERCOR NUMBER | DESCRIPTION | PC-1 EACH |
|---|---|---|---|---|
| 1 | EA | 87249 | ECO70 70 MBH WALL MOUNT BOILER | |
| 1 | EA | 87250 | ECO110 110 MBH WALL MOUNT BOILER | |
| 1 | EA | 87251 | ECO155 155 MBH WALL MOUNT BOILER | |

### Accessories

| | | | | |
|---|---|---|---|---|
| 1 | EA | 87252 | 383-800-101 ECO BOILER STAND KIT | |
| 4 | EA | 84344 | CVENT-3 3" CONCENTRIC VENT KIT 60L46 | |

# Ultra Condensing High Efficiency Gas Boilers, Series 3 CT

## Water Only, Precision Hydronic Data Technology



### Boiler

- Cast aluminum block
- 30 PSI ASME relief valve
- Drain valve
- Stainless teel burner (80, 105) with woven steel fiber mesh (155, 230, 299 & 399)
- Direct spark ignition
- Variable speed blower assembly
- Venturi mixing system with air silencer
- Negative pressure regulated gas valve
- 50 VA transformer
- Dual scale temp. & pressure gauge
- Outlet water temp. sensor
- Inlet water temp. sensor
- Flue gas temp. sensor
- Outdoor temp. sensor
- System water temp. sensors

### Boiler Circulators

- 80 & 105: 1" flanges, Taco 007
- 155 & 230: 1" & 1-1/4" flanges, Taco 0014
- 299: 1-1/4" & 1-1/2" flanges, Taco 0014
- 399: 1-1/4" & 1-1/2" flanges, Taco 0013

### Complete Jacket Assembly with

- Fully removable jacket front
- Adjustable boiler legs
- Sidewall vent/air termination kit
- On/Off power switch
- Line voltage service receptacle
- Condensate trap with drain tee assembly
- Propane conversion orifice (all exept model 80)

### UControl Module

- 3.5" LCD display
- Three boiler priorities with multiple preset system configurations
- Color-coded removable terminal blocks
- Multiple boiler functionality
- Alarm control functionality
- Ignition control
- High limit & modulating temp. control
- Low water protection
- Outdoor reset
- Ability to control any combination of 3 circulators

| | Ultra 80 | Ultra 105 | Ultra 155 | Ultra 230 | Ultra 299 | Ultra 399 |
|---|---|---|---|---|---|---|
| CSA Input (Maximum) | 80 MBH | 105 MBH | 155 MBH | 230 MBH | 310 MBH | 399 MBH |
| CSA Input (Minimum) | 16 MBH | 21 MBH | 31 MBH | 46 MBH | 62 MBH | 80 MBH |
| DOE Heating Cap. | 71 MBH | 94 MBH | 139 MBH | 207 MBH | 289 MBH | 365 MBH* |
| Net I=B=R | 62 MBH | 81 MBH | 123 MBH | 183 MBH | 252 MBH | 317 MBH |
| DOE AFUE (%) | 93.5 | 93.5 | 94 | 94 | 94.1 | 92.5 |
| Vent Size/Material | 3 in. PVC | 3 in. PVC | 3 in. PVC | 3 or 4 in. PVC | 4 in. PVC | 4 in. PVC |
| Combustion Air Size (In.) | 2 or 3 | 2 or 3 | 3 | 3 or 4 | 4 | 4 |
| Water Volume (Gal.) | .95 | 1.07 | 1.17 | 1.57 | 2.10 | 2.10 |
| Approx. Ship. Weight (Lbs.) | 149 | 154 | 193 | 204 | 25 | 297 |
| Supply Tapping (In.) | 1 | 1 | 1 | 1 | 1-1/4 | 1-1/4 |
| Return Tapping (In.) | 1 | 1 | 1 | 1 | 1-1/4 | 1-1/4 |
| Gas Connection Size (In.) | 1/2 | 1/2 | 1/2 | 1/2 | 3/4 | 3/4 |

* Combustion efficiency

### Boilers

| STD PKG | U/M | BERCOR NUMBER | DESCRIPTION | PC-1 EACH |
|---|---|---|---|---|
| 1 | EA | 87240 | ULTRA 80 CT BOILER SERIES 3-CT | |
| 1 | EA | 87241 | ULTRA 105 CT BOILER SERIES 3-CT | |
| 1 | EA | 87242 | ULTRA 155 CT BOILER SERIES 3-CT | |
| 1 | EA | 87243 | ULTRA 230 CT BOILER SERIES 3-CT | |
| 1 | EA | 87244 | ULTRA 299 CT BOILER SERIES 3-CT | |
| 1 | EA | 87245 | ULTRA 399 CT BOILER SERIES 3-CT | |

### Accessories

| | | | | |
|---|---|---|---|---|
| 1 | EA | 68065 | 389-900-180 WALL MOUNT KIT | |
| 1 | EA | 68066 | 383-500-080 AM3 ALARM CONTROL KIT | |
| 1 | EA | 68753 | 383-500-125 OUTDOOR SENSOR F/ULTRA BOILER | |
| 1 | EA | 87230 | 383-500-649 1-1/4" ULTRA 80/105 EASY-UP MANIFOLD | |
| 1 | EA | 87231 | 383-500-661 1-1/2" ULTRA 155-399 EASY-UP MANIFOLD | |

### Antifreeze and Corrosion Inhibitor

| | | | | |
|---|---|---|---|---|
| 1 | EA | 95933 | 35283 5 GAL CRYO-TEK-100AL PROPYLENE GLYCOL | |
| 1 | EA | 87253 | 592-900-012 X100 CORROSION INHIBITOR | |

# Aqua Plus Water Heaters



- 316L stainless steel tank welded with "TIG and Plasma" technology coil tank
- Temperature and pressure relief valve standard equipment
- Thermostat connections including boiler supply and return, domestic water and domestic recirculation are on the side of the tank
- Magnesium anode installed in all tanks
- Inspection port on every tank located near the bottom of the tank.
- Exceptional "R Value" with 2" of dense foam insulation
- Adjustable feet for uneven floors
- AHRI Certified

| Model No. | 200F Boiler Water | | | 190F Boiler Water | | | 180F Boiler Water | | |
|---|---|---|---|---|---|---|---|---|---|
| | Boiler Out (MBH) | 115F DHW (GPH) | 140F DHW (GPH) | Boiler Out (MBH) | 115F DHW (GPH) | 140F DHW (GPH) | Boiler Out (MBH) | 115F DHW (GPH) | 140F DHW (GPH) |
| 35 | 170 | 337 | 223 | 170 | 311 | 202 | 150 | 284 | 181 |
| 45 | 190 | 363 | 243 | 170 | 335 | 222 | 150 | 307 | 200 |
| 55 | 210 | 443 | 302 | 190 | 411 | 278 | 190 | 378 | 252 |
| 85 | 300 | 551 | 374 | 250 | 511 | 343 | 250 | 470 | 310 |
| 105 | 350 | 715 | 483 | 350 | 662 | 442 | 300 | 608 | 400 |

| Model No. | 35 | 45 | 55 | 85 | 105 |
|---|---|---|---|---|---|
| DHW Side Storage (gal) | 29.6 | 39.9 | 53.1 | 80.6 | 109.4 |
| Boiler Side Storage (gal) | 1.6 | 1.9 | 2.2 | 2.5 | 3.5 |
| Recommended Flow Rates (GPM) | 8 | 8 | 8 | 14 | 14 |
| Head Loss-Boiler Side (ft) | 2.0 | 3.3 | 1.6 | 5.4 | 7.1 |
| Working Pressure - Tank (psi) | 150 (Maximum) | | | | |
| Working Pressure - Coil (psi) | 145 (Maximum) | | | | |
| DHW Operating Temp (F) | 160* | | | 180 | |
| Approx. Shipping Weight | 94 | 111 | 122 | 223 | 238 |

* Optional 180F thermostat available.

| STD PKG | U/M | BERCOR NUMBER | DESCRIPTION | PC-1 EACH |
|---|---|---|---|---|
| 1 | EA | 68049 | AQUA PLUS - 35 WATER HEATER | |
| 1 | EA | 68050 | AQUA PLUS - 45 WATER HEATER | |
| 1 | EA | 68051 | AQUA PLUS - 55 WATER HEATER | |
| 1 | EA | 68053 | AQUA PLUS - 85 WATER HEATER | |
| 1 | EA | 68054 | AQUA PLUS - 105 WATER HEATER | |

# Boiler Parts

| Use with Model | STD PKG | U/M | BERCOR NUMBER | DESCRIPTION | PC-1 EACH |
|---|---|---|---|---|---|
| CG | 1 | EA | 66944 | 321-114-286 CG25/3 SECTION ASSEMBLY | |
| CG | 1 | EA | 66945 | 321-114-287 CG4 SECTION ASSEMBLY | |
| CG | 1 | EA | 66946 | 321-114-288 CG5 SECTION ASSEMBLY | |
| CG | 1 | EA | 66947 | 321-114-289 CG6 SECTION ASSEMBLY | |
| CG | 1 | EA | 69133 | 321-114-290 CG7 SECTION ASSEMBLY | |
| CG | 1 | EA | 66955 | 321-114-291 CG8 SECTION ASSEMBLY | |
| CGI | 1 | EA | 61711 | 381-356-499 INDUCER ASSEMBLY FOR CGI | |
| GV | 1 | EA | 68534 | 382-200-340 BLOWER MTR/HSG ASSY | |
| GV | 1 | EA | 68647 | 382-200-345 BLOWER MOTOR | |
| GV | 1 | EA | 68535 | 382-200-375 BLOCK TEMP SWITCH KIT | |
| GV | 1 | EA | 68536 | 382-200-410 GAS VALVE REPL KIT | |
| GV | 1 | EA | 68575 | 382-200-448 CTL MOD REPL KIT | |
| | 1 | EA | 68648 | 382-930-216 HOT SURFACE IGNITOR | |
| Ultra 155 | 1 | EA | 68768 | 383-500-025 GAS VALVE KIT F/ULTRA 155 | |
| Ultra 230 | 1 | EA | 68770 | 383-500-030 GAS VALVE KIT F/ULTRA 230 | |
| Ultra 155 | 1 | EA | 68752 | 383-500-035 BLOWER ASSY F/ULTRA 155 | |
| Ultra 230 | 1 | EA | 68755 | 383-500-040 BLOWER ASSY F/ULTRA 230 | |
| Ultra 80/105/155/230/299/310 | 1 | EA | 68785 | 383-500-045 IGNITION ELECTRODE KIT | |
| Ultra 80/105/155/230/299/310 | 1 | EA | 68786 | 383-500-055 FLUE TEMPERATURE SENSOR KIT | |
| Ultra 80/105/155/230/299/310 | 1 | EA | 69062 | 383-500-133 DOOR GASKET REPLACEMENT KIT | |
| Ultra 80/105/155/230 | 1 | EA | 68750 | 383-500-190 CONTROL MODULE F/ULTRA'S | |
| Ultra 155/230/310 | 1 | EA | 66386 | 383-500-250 COVER PLATE INSLTN F/ ULTRA 155, 230, & 310 | |
| Ultra 155/230/310 | 1 | EA | 66395 | 383-500-255 COVER PLATE GSKT F/ ULTRA 155, 230, & 310 | |
| Ultra 80/105 | 1 | EA | 69081 | 383-500-260 28 MM WATER COMPRESSION FTG F/ ULTRA | |
| Ultra 310 | 1 | EA | 66762 | 383-500-300 WATER SENSOR F/ULTRA BOILER | |
| Ultra | 1 | EA | 69054 | 383-500-345 PLUG REPLACEMENT KIT | |
| Ultra 310 | 1 | EA | 69026 | 383-500-360 BLOWER ASSY F/ULTRA 310 | |
| Ultra 310 | 1 | EA | 66976 | 383-500-390 GAS VALVE KIT F/ ULTRA 310 | |
| Ultra 155/230/310 | 1 | EA | 69050 | 383-500-395 COVER PLATE REPLACEMENT KIT | |
| Ultra 80/105/155/230/299/310 | 1 | EA | 69117 | 383-500-408 DISPLAY BOARD KIT F/ ULTRA | |
| All Ultras | 1 | EA | 87209 | 383-500-603 KIT-S FUSE 3A 32VDC | |
| All Ultras | 1 | EA | 87210 | 383-500-604 KIT-S FUSE 12A 250V S-BLOW | |
| Ultra 80/105 | 1 | EA | 87228 | 383-500-605 MAINTENANCE KIT FOR ULTRA 80 AND 105 | |
| Ultra 155/230/299/310 | 1 | EA | 87229 | 383-500-620 MAINTENANCE KIT FOR ULTRA 155 THROUGH 399 | |
| All Ultras | 1 | EA | 87211 | 383-500-642 KIT-S U-CONTROL BLK-T | |
| Ultra 80-399 | 1 | EA | 64894 | 383-500-658 U CONTROL FOR ULTRA | |
| Ultra 550/750 | 1 | EA | 87212 | 383-500-659 DISPLAY HOUSING WITH LCD | |
| Ultra 80/105 | 1 | EA | 69023 | 383-501-027 BLOWER ASSY F/ULTRA 80/105 | |
| Ultra 80 | 1 | EA | 66958 | 383-501-029 GAS VALVE KIT F/ ULTRA 80 | |
| Ultra 105 | 1 | EA | 66968 | 383-501-030 GAS VALVE KIT F/ ULTRA 105 | |
| Ultra 550/750 | 1 | EA | 87213 | 383-600-020 KIT-S SLCN CORD RED ULT COML | |
| Ultra 750 | 1 | EA | 87214 | 383-600-043 KIT-S BRN REPL SZ 6 SC ULTCOML | |
| Ultra 550 | 1 | EA | 87215 | 383-600-044 KIT-S BRN REPL SZ 5 SC ULTCOML | |
| Ultra 550/750 | 1 | EA | 87216 | 383-600-045 KIT-S ASY-BLWR ULT COML | |
| | 1 | EA | 87217 | 383-600-060 KIT-S EXP MOD-C FOR 120V CTL | |
| Ultra 550/750 | 1 | EA | 87218 | 383-600-062 KIT-S MOD-C W/CIR-BRDU-CTLCSD1 | |
| | 1 | EA | 87219 | 383-600-066 KIT-S VLV-G 3/4 S-FLNG GAS/AIR | |
| Ultra 550/750 | 1 | EA | 87220 | 383-600-069 KIT-S LWCO TACO LTR0243N-S1 | |
| Ultra 550/750 | 1 | EA | 87221 | 383-600-070 KIT-S ELECTR IGN 75MM ULT COML | |
| Ultra 550/750 | 1 | EA | 87222 | 383-600-071 KIT-S T-SNSRWTRSNGL NTC 1/4NPT | |
| Ultra 550/750 | 1 | EA | 87223 | 383-600-072 KIT-S T-SNSR DUPLEX NTC 12KOHM | |
| | 1 | EA | 68649 | 510-218-097 2 1/2"; 0-60 PSIG COMBO GAUGE | |
| | 1 | EA | 68651 | 510-218-099 COMBO GAUGE | |
| Ultra 80-399 | 1 | EA | 69134 | 510-300-003 L4006E 1125 AQUASTAT MANUAL RESET 200* | |
| Ultra 80-399 | 1 | EA | 69442 | 510-300-004 L4006A 2148 AQUASTAT | |
| Ultra 80-399 | 1 | EA | 69460 | 510-300-010 1/2" NPT LIMIT WELL | |
| CG/PFG | 1 | EA | 68545 | 510-300-013 SPILL SWITCH | |
| GV | 1 | EA | 68537 | 510-312-019 LIMIT CTL W/1/2IN WELL | |
| EG/CG/PFG/EGH | 1 | EA | 68540 | 510-312-166 TRANS W/BALE WIRE | |
| | 1 | EA | 68541 | 510-312-167 TRANS W/RELAY | |
| | 1 | EA | 68542 | 510-312-209 LIMIT CTL W/3/4IN WELL | |
| | 1 | EA | 68544 | 510-312-254 LIMIT CTL W/CASE & COVER | |
| EG/CGI/CG/PFG/EGH | 1 | EA | 68543 | 510-312-250 LIMIT CTL W/1/2IN WELL | |
| | 1 | EA | 68653 | 510-312-312 BLOWER ASSEMBLY | |
| | 1 | EA | 68654 | 510-312-317 BLOWER MOTOR KIT | |
| EG/CG/PFG/EGH | 1 | EA | 68546 | 510-350-223 RELAY | |

***Continued on the Following Page***

***Continued from the Previous Page***

| STD PKG | U/M | BERCOR NUMBER | DESCRIPTION | PC-1 EACH |
|---|---|---|---|---|
| 1 | EA | 68547 | 510-811-221 PILOT KIT | |
| 1 | EA | 68573 | 510-811-362 LP GAS CONVERSION KIT | |
| 1 | EA | 65153 | 510-811-458 PILOT KIT | |
| 1 | EA | 65189 | 510-811-459 PILOT KIT | |
| 1 | EA | 61710 | 510-811-502 IGNITION MODULE FOR V/HE | |
| 1 | EA | 68548 | 510-811-640 PILOT KIT | |
| 1 | EA | 68549 | 510-811-644 PILOT KIT | |
| 1 | EA | 68551 | 511-044-256 GAS VALVE | |
| 1 | EA | 68552 | 511-044-286 GAS VALVE | |
| 1 | EA | 68553 | 511-044-287 GAS VALVE | |
| 1 | EA | 68554 | 511-044-353 GAS VALVE | |
| 1 | EA | 68555 | 511-044-360 GAS VALVE | |
| 1 | EA | 68556 | 511-044-381 GAS VALVE | |
| 1 | EA | 68557 | 511-044-382 GAS VALVE | |
| 1 | EA | 68550 | 511-044-505 GAS VALVE | |
| 1 | EA | 68693 | 511-210-433 FILL VALVE ANGLE | |
| 1 | EA | 68694 | 511-330-079 IGNITION CONTROL MODULE | |
| 1 | EA | 68558 | 511-330-095 IGN CTL W/OPR MOLEX | |
| 1 | EA | 68695 | 511-330-097 IGNITION CONTROL MODULE | |
| 1 | EA | 68559 | 511-330-099 IGNITION CTL | |
| 1 | EA | 68560 | 511-330-148 IGNITOR REPL KIT | |
| 1 | EA | 68563 | 511-330-170 PILOT BURNER | |
| 1 | EA | 68564 | 511-330-186 PILOT BURNER W/BRKT | |
| 1 | EA | 68565 | 511-330-197 PILOT BURNER | |
| 1 | EA | 68698 | 511-330-218 PILOT ASSEMBLY KIT | |
| 1 | EA | 65188 | 511-330-221 PILOT BURNER | |
| 1 | EA | 69104 | 511-330-258 CONTROL MODULE FOR ULTRA 310 | |
| 1 | EA | 68787 | 511-405-113 PUMP | |
| 1 | EA | 68566 | 511-624-450 PRESSURE SWITCH | |
| 1 | EA | 68567 | 511-624-451 PRESSURE SWITCH | |
| 1 | EA | 68568 | 511-624-452 PRESSURE SWITCH | |
| 1 | EA | 68569 | 511-624-453 PRESSURE SWITCH | |
| 1 | EA | 68726 | 511-624-510 PRESSURE SWITCH | |
| 1 | EA | 68570 | 511-624-520 PRESSURE SWITCH | |
| 1 | EA | 68727 | 511-724-249 GENERATOR | |
| 1 | EA | 68730 | 511-724-274 MAIN FLAME SENSOR F/LGB | |
| 1 | EA | 68571 | 511-842-370 TRANS | |
| 1 | EA | 68572 | 512-050-230 THERMO ROLLOUT FUSE | |
| 1 | EA | 68733 | 512-200-000 BURNER STAINLESS TUBE | |
| 1 | EA | 68742 | 512-200-045 BURNER | |
| 1 | EA | 68743 | 512-200-077 BURNER | |
| 1 | EA | 68744 | 512-200-078 BURNER | |
| 1 | EA | 68745 | 560-528-957 PILOT ORIFICE LP | |
| 1 | EA | 68747 | 560-528-959 PILOT ORIFICE | |
| 1 | EA | 68748 | 560-742-860 PILOT TUBING | |
| 1 | EA | 87224 | 561-444-101 PLG ASY FLUE PIP INSP | |
| 1 | EA | 69082 | 564-100-002 22 MM WATER COMPRESSION FTG F/ ULTRA | |
| 1 | EA | 87225 | 570-350-230 RLY-S DPDT 10A 120VAC | |
| 1 | EA | 87226 | 590-300-022 GSKT VNTI/G-TRN 70MMX2MMX70MM | |
| 1 | EA | 87227 | 590-318-042 O-RING VLV-G HON CPOR020156/B | |
| 1 | EA | 69038 | 591-200-000 COVER PLATE GASKET F/ ULTRA 80/105 | |

# Residential Boilers

## With Glass Lined Cast Iron Headers and Non-Ferrous Waterways



### Specifications

| Model No. | Input MBTUH | Heating Capacity MBTUH | Net I=B=R Rating | Piping Connection | | Vent Dia. (In.) | Approx. Shipping Weight (Lbs.) |
|---|---|---|---|---|---|---|---|
| | | | | Water NPT (In.) | Gas NPT (In.) | | |
| H-0042 | 42 | 35 | 30 | 1 | 1/2 | 4 | 95 |
| H-0066 | 66 | 54 | 47 | 1 | 1/2 | 5 | 105 |
| H-0090 | 90 | 74 | 64 | 1 | 1/2 | 5 | 105 |
| H-0135 | 135 | 109 | 95 | 1-1/4 | 1/2 | 6 | 135 |
| H-0180 | 180 | 148 | 129 | 1-1/4 | 1/2 | 7 | 140 |

### Minimum Clearance from Combustible Materials

| Model No. | Floor | Front (In.) | Rear (In.) | Right Side (In.) | Left Side (In.) | Top (In.) | Flue Vent (In.) |
|---|---|---|---|---|---|---|---|
| H-0042 | Combustible | 4 | 6 | 6 | 6 | 16 | 6 |
| H-0066 | Combustible | 4 | 6 | 6 | 6 | 16 | 6 |
| H-0090 | Combustible | Alcove | 6 | 6 | 6 | 16 | 6 |
| H-0135 | Combustible | Alcove | 6 | 6 | 6 | 16 | 6 |
| H-0180 | Combustible | Alcove | 6 | 6 | 6 | 16 | 6 |

A front clearance of at least 24 inches is recommended for adequate service of burner tray and controls.

The finned coppertube boiler that is ready to go right out of the box. Five sizes: 42, 66, 90, 135, and 180 MBTUH inputs with built-in draft diverter, automatic vent damper, factory installed circulator and bypass, and electronic spark ignition plussafety sensors to protect against roll-out, flue gas spillage, and low flow conditions. Designed for fast installation and easy service. On/Off firing 42 through 66 and 2-stage firing 90 through 180. Boiler includes all non-ferrous waterways. For systems requiring all non-ferrous design, cast iron pumps can be changed to bronze or stainless steel.

### KnowFlo Sensor

Raypak's KnowFlo solid state control detects a low-flow condition by electrically sensing water temperature and shutting down the boiler before any significant over-temperature can develop. The boiler is kept off until the temperature has returned to an acceptable level and approximately three minutes have elapsed. The KnowFlo sensor protects against interruptions in flow.

The heat exchanger is ASME inspected and stamped 160 PSI. Other components of the heating system normally restrict operating pressure to 125 PSI or less. 30 PSI relief valve standard.

### Safe Operation

Built-in manual reset safety sensors shut down the boiler in event of flame roll-out of flue gas spillage.

### Installs on Combustible Flooring

AGA design certified for installation on combustible flooring.

### Standing Pilot Model with Vent Damper

| AFUE Rating | STD PKG | U/M | BERCOR NUMBER | DESCRIPTION | PC-1 EACH |
|---|---|---|---|---|---|
| 81.1 | 1 | EA | 68325 | H3-NF0135 NAT STD PILOT BOILER W/CI PUMP | |
| 82.3 | 1 | EA | 68326 | H3-NF0180 NAT STD PILOT BOILER W/CI PUMP | |

### Intermittent Spark Ignition Model with Vent Damper

| | | | | | |
|---|---|---|---|---|---|
| 84.0 | 1 | EA | 68327 | H4-NF0042 NAT IID BOILER W/CI PUMP | |
| 82.0 | 1 | EA | 68328 | H4-NF0066 NAT IID BOILER W/CI PUMP | |
| 82.1 | 1 | EA | 68329 | H3-NF0090 NAT IID BOILER W/CI PUMP | |
| 81.1 | 1 | EA | 68330 | H3-NF0135 NAT IID BOILER W/CI PUMP | |
| 82.3 | 1 | EA | 68331 | H3-NF0180 NAT IID BOILER W/CI PUMP | |

# Commercial Boilers

## Finned Coppertube Type WH Hot Water Supply Boilers and Type H Hydronic Heating Boilers



### Efficient

- Thermal efficiency 82%, highest of any atmospheric boiler available today.
- Thermal shock proof
- 20-year warranty against thermal shock damage up to 150° F differential. Maximum operating temperature: 230° F.
- Light weight
- A floor load to 70 lbs./sq. ft. or less.
- High recovery
- Cuts fuel costs substantially because the standby and radiation losses normal to other boilers and tank-type water heaters are eliminated.
- Low water operating temperature
- Operates with water temperature as low as 105° F without condensation.

### Heat Exchanger

- ASME stamped 160 PSIG
- National board approved
- Bronze headers
- Finned copper tubes
- ASME steel tubesheet
- Silicon O-rings
- 125 PSIG relief valve (WH3)
- 45 or 60 PSIG relief valve (H3)
- Temperature and pressure gauge

### Gas Control Train

- Main gas pressure regulator
- Safety shut-off valve, redundant
- 2-stage control valve
- AGA Designed Certified, ANSI Z21.13
- Construction
- Indoor draft hood
- Front controls enclosed
- Stainless steel burners
- Polytuf powder coat finish

### Control

- 115/1/60 power supply
- 115V/24V transformer
- (IID) intermittent spark ignition
- Operating and limit controls
- On/Off switch
- Flow switch
- Economaster II pump relay

| Model No. | MBTU | | Dimensions (In.) | | | Jacket Height | Gas Conn. | Water Conn. | Flue Dia. |
|---|---|---|---|---|---|---|---|---|---|
| | Input | Output | Width | Overall Height | Depth | | | | |
| H-260 | 264.0 | 216.0 | 22-3/8 | 62-7/8 | 26-1/2 | 38 | 3/4 | 1-1/2 | 7 |
| WH/H-330 | 334.0 | 274.0 | 25-3/4 | 63-3/4 | 26-1/2 | 38 | 3/4 | 1-1/2 | 8 |
| WH/H-400 | 399.0 | 327.0 | 29-1/4 | 65-3/8 | 26-1/2 | 38 | 3/4 | 1-1/2 | 9 |
| WH/H-514 | 511.5 | 409.2 | 32-3/4 | 57 | 29-1/2 | 33 | 1 | 2 | 10 |
| WH/H-624 | 627.0 | 501.6 | 37-1/2 | 57 | 29-1/2 | 33 | 1 | 2 | 12 |
| WH/H-724 | 726.0 | 580.8 | 41-5/8 | 57 | 29-1/2 | 33 | 1 | 2 | 12 |
| WH/H-824 | 825.0 | 660.0 | 45-3/4 | 57 | 29-1/2 | 33 | 1 | 2 | 14 |

| STD PKG | U/M | BERCOR NUMBER | DESCRIPTION | PC-1 EACH |
|---|---|---|---|---|
| 1 | EA | 66738 | H3-260R IID CI BOILER 2/CTN-008085 | |
| 1 | EA | 68332 | WH3-330 IID BR BOILER 2/CTN-008148 | |
| 1 | EA | 68333 | WH3-400 IID BR BOILER 2/CTN-008149 | |
| 1 | EA | 68334 | WH3-514 IID BR BOILER 2/CTN-001457 | |
| 1 | EA | 68335 | WH3-624 IID BR BOILER 2/CTN-001458 | |
| 1 | EA | 68336 | WH3-724 IID BR BOILER 2/CTN-001459 | |
| 1 | EA | 68337 | WH3-824 IID BR BOILER 2/CTN-001460 | |
| 1 | EA | 68339 | H3-330 IID BR BOILER 2/CTN-008148 | |
| 1 | EA | 68340 | H3-400 IID BR BOILER 2/CTN-008149 | |
| 1 | EA | 68341 | H3-514 IID BR BOILER 2/CTN-001457 | |
| 1 | EA | 68342 | H3-624 IID BR BOILER 2/CTN-001458 | |
| 1 | EA | 68343 | H3-724 IID BR BOILER 2/CTN-001459 | |
| 1 | EA | 68344 | H3-824 IID BR BOILER 2/CTN-001460 | |

**NOTE:** Price for all models is without pump.

# Pool Heaters



Heaters include a digital control with liquid crystal display for temperature selection and heater settings and microprocessor controlled diagnostics (except C-R155C-EN). Pool heaters come packaged for outdoor use except for C-R155C-EN which needs a hood. AGA Design Certified.

### Specifications and Dimensions

| Pool Size (Sq. Ft.) | Model for Temp. Maint. |
|---|---|
| 300 | C-R206 |
| 400 | C-R206 |
| 500 | C-R206 |
| 600 | C-R206 |
| 700 | C-R206 |
| 800 | C-R266 |

| Model No. | BTU Input | Cabinet Width (In) | Flue Dia. (In) | Solid State Single- or Dual-Temperature Control | |
|---|---|---|---|---|---|
| | | | | Millivolts | Elec. Ignition |
| C-R206 | 199,500 | 20 | 6 | S | D |
| C-R266 | 266,000 | 23 | 7 | S | D |
| C-R336 | 332,500 | 26 | 8 | S | D |
| C-R406 | 399,000 | 29 | 9 | S | D |

| Model No. | Spa/Tub Size (Gal.) | | | | | |
|---|---|---|---|---|---|---|
| | 300 | 400 | 500 | 600 | 700 | 800 |
| | Desired Temp. Rise in °F per hour | | | | | |
| C-R206 | 64 | 49 | 39 | 33 | 27 | 24 |
| C-R266 | 84 | 63 | 51 | 42 | 36 | 32 |
| C-R336 | 104 | 78 | 63 | 52 | 45 | 39 |
| C-R406 | 128 | 96 | 77 | 64 | 55 | 48 |

| Model No. | Water Connections | | Shipping Weight (Lbs.) | | | |
|---|---|---|---|---|---|---|
| | 1-1/2" | 2" | Heater Base | Stackless Top | Outdoor Stack | Draft Hood |
| C-R206 | x | x | 206 | Included | N/A | 12 |
| C-R266 | x | x | 229 | Included | N/A | 15 |
| C-R336 | x | x | 249 | Included | N/A | 17 |
| C-R406 | x | x | 268 | Included | N/A | 20 |

### Cast Iron Header Pool Heater

| BTU Input | STD PKG | U/M | BERCOR NUMBER | DESCRIPTION | PC-1 EACH |
|---|---|---|---|---|---|
| 199,500 | 1 | EA | 66483 | C-R206A-EN-C NAT CI POOL HTR ASME | |
| 266,000 | 1 | EA | 66487 | C-R266A-EN-C NAT CI POOL HTR ASME | |
| 332,500 | 1 | EA | 66496 | C-R336A-EN-C NAT CI POOL HTR ASME | |
| 399,000 | 1 | EA | 66502 | C-R406A-EN-C NAT CI POOL HTR ASME | |

### Indoor Hoods for C-R Series

| STD PKG | U/M | BERCOR NUMBER | DESCRIPTION | PC-1 EACH |
|---|---|---|---|---|
| 1 | EA | 66346 | 009838 INDOOR DRAFT HOOD R206 | |
| 1 | EA | 66350 | 009839 INDOOR DRAFT HOOD R266 | |
| 1 | EA | 66351 | 009840 INDOOR DRAFT HOOD R336 | |
| 1 | EA | 66354 | 009841 INDOOR DRAFT HOOD R406 | |

### Outdoor Hoods for C-R Series

| STD PKG | U/M | BERCOR NUMBER | DESCRIPTION | PC-1 EACH |
|---|---|---|---|---|
| 1 | EA | 66552 | 003710 OUTDOOR STACKLESS TOP R155 | |

### Pool Heater Replacement Parts

| For Pool Heaters Manufactured | STD PKG | U/M | BERCOR NUMBER | DESCRIPTION | PC-1 EACH |
|---|---|---|---|---|---|
| | 1 | EA | 66522 | 003346F POOL THERMOSTAT MV | |
| | 1 | EA | 66433 | 005899F THERMAL CUT-OFF FUSE | |
| 11-1-98 through current | 1 | EA | 67681 | 006701F R185-R405 IID TEMP SENSOR | |
| 11-1-98 through current | 1 | EA | 67680 | 006737F POOL PRESSURE SWITCH | |
| | 1 | EA | 67684 | 010253F R206A-R406A PC BOARD THERMOSTAT | |
| | 1 | EA | 66532 | 062234B UNITHERM GOVERNOR | |
| 11-1-93 through 10-31-98 | 1 | EA | 66465 | 062237B POOL PRESSURE SWITCH | |
| | 1 | EA | 66466 | 600892B 135 HIGH LIMIT-RED | |
| | 1 | EA | 66467 | 600893B 140 HIGH LIMIT-BLK | |

# Boiler Replacement Parts

| STD PKG | U/M | BERCOR NUMBER | DESCRIPTION | PC-1 EACH |
|---|---|---|---|---|
| 1 | EA | 66536 | 002003F H&W 184-403 R185-R405 NAT IID PILOT | |
| 1 | EA | 66535 | 002234F H&W 514 & UP NAT IID PILOT | |
| 1 | EA | 66519 | 003943F 30-180 PC BOARD/PROBE KIT | |
| 1 | EA | 66537 | 003972F 30-180 NAT STD PILOT | |
| 1 | EA | 66539 | 003976F 30-180 HOT SURFACE IGN COIL | |
| 1 | EA | 66437 | 004675F ECONOMASTER II PUMP TIME DELAY | |
| 1 | EA | 67686 | 004817B ELECT IGN W/O LOCKOUT | |
| 1 | EA | 66473 | 004881F NAT GAS VALVE WH3/H3-514-624 IID | |
| 1 | EA | 66460 | 004935F IGNITION CTL MODULE IID 30-263 | |
| 1 | EA | 66448 | 005461F NAT COMB GAS VALVE H0030-66 IID | |
| 1 | EA | 66459 | 005463F NAT COMB GAS VALVE H0090-180 IID | |
| 1 | EA | 66436 | 005467F SPARK TO HOOD PILOT ASSY FOR RES IID 30-180 | |
| 1 | EA | 66438 | 005481F NAT TO LP CONV KIT H0042 IID | |
| 1 | EA | 66439 | 005483F NAT TO LP CONV KIT H0066 IID | |
| 1 | EA | 66355 | 005485F-2STG NAT TO LP CONV KIT H0090 IID | |
| 1 | EA | 66441 | 005487F-2STG NAT TO LP CONV KIT H0135 IID | |
| 1 | EA | 66442 | 005489F-2STG NAT TO LP CONV KIT H0180 IID | |
| 1 | EA | 66520 | 006021F TEMP SENSOR | |
| 1 | EA | 67693 | 006533F 115/24V 50VA TRANSFORMER | |
| 1 | EA | 66533 | 007205F WGTP-90#-3"-BCK TEMP & PRESS GAUGE H BLRS | |
| 1 | EA | 66534 | 007399F WGTP-200#-3"-BCK TEMP & PRESS GAUGE W-BLRS | |
| 1 | EA | 66478 | 501410 RVW.75-30-0510 30 PSIG RELIEF VALVE 30-180 | |
| 1 | EA | 67696 | 600656 NAT COMB GAS VALVE | |
| 1 | EA | 67689 | 600850 NAT COMB GAS VALVE | |
| 1 | EA | 66518 | 601003 HI LIMIT/STAGE CONTROL | |
| 1 | EA | 67695 | 601094 LP COMB GAS VALVE | |
| 1 | EA | 66468 | 601129F IGNITION CTL HSI 30-180 | |
| 1 | EA | 66521 | 650691 120/24V TRANSFORMER | |
| 1 | PKG | 66469 | 800001B 1" ID BEVEL GASKET (9/PKG) | |
| 1 | PKG | 66470 | 800014B 3/4" ID FLAT GASKET (9/PKG) | |
| 1 | PKG | 66471 | 800086B 1" ID FLAT GASKET (9/PKG) | |
| 1 | PKG | 66523 | 800203B 3/4" ID RED GASKET (9/PKG) | |
| 1 | EA | 65240 | 8116321(8116314) (RVGP-PC-4-BKF) 4" DAMPER | |
| 1 | EA | 65241 | 8116322(8116315) (RVGP-PC-5-BKF) 5" DAMPER | |
| 1 | EA | 65242 | 8116323(8116316) (RVGP-PC-6-BKF) 6" DAMPER | |
| 1 | EA | 65243 | 8116324(8116317) (RVGP-PC-7-BKF) 7" DAMPER | |
| 1 | EA | 66443 | N-P-155EN NAT-LP CONV KIT | |
| 1 | EA | 66474 | N-P-R206A-EN NAT-LP CONV KIT | |
| 1 | EA | 66476 | N-P-R336A-EN NAT-LP CONV KIT | |
| 1 | EA | 66477 | N-P-R406A-EN NAT-LP CONV KIT | |

# Uponor Radiant Floor Heating Systems

The radiant floor heating system is an alternative heating source that has tubing embedded in a concrete floor and warm water circulates through the tubes. The floor becomes the radiator. Heat sources include water heaters, boilers, heat pumps, heat exchangers, and any low temperature appliance.

Uponor hePEX® is a cross-linked polyethelyene heat transfer tubing with an oxygen diffusion barrier. It is intended for use in closed loop hydronic radiant panel heating systems operating at sustained water temperatures below 200° F. Corrodible components may be used in a hePEX circulating loop.

**Temperature and Pressure Ratings:**

73.4° F @ 160 PSI
180° F @ 100 PSI
200° F @ 80 PSI

## Minimum Opening Requirements

| Number of Loops | Horizontal Installation | | Vertical Installation | |
|---|---|---|---|---|
| | Height | Width | Height | Width |
| 2 | 30 | 10.0* | 20.0 | 14.5* |
| 3 | 30 | 11.5* | 21.5 | 14.5* |
| 4 | 30 | 13.5* | 23.5 | 14.5* |
| 5 | 30 | 15.5 | 25.5 | 14.5* |
| 6 | 30 | 17.5 | 27.5 | 14.5* |
| 7 | 30 | 19.5 | 29.5 | 14.5* |
| 8 | 30 | 21.5 | 31.5 | 14.5* |
| 9 | 30 | 23.5 | 33.5 | 14.5* |
| 10** | 30 | 25.5 | 35.5 | 14.5* |

* Fits within a standard stud wall at 16" on center.

** Maximum recommended number of loops in one manifold.

## hePEX® Barrier Tubing

| STD PKG | U/M | BERCOR NUMBER | DESCRIPTION | PC-1 1-4 | PC-2 5 |
|---|---|---|---|---|---|
| 1 | CL | 68376 | A1210375 3/8 X 400FT HEPEX | | |
| 1 | CL | 68377 | A1220375 3/8 X 1000FT HEPEX | | |
| 1 | CL | 66554 | A1220625 5/8 X 1000FT HEPEX | | |
| 1 | CL | 66569 | A1250625 5/8 X 300FT HEPEX | | |
| 1 | CL | 68596 | A1180313 5/16 X 250FT QUIK TRAK HEPEX | | |
| 1 | CL | 68400 | A1250500 1/2 X 300FT HEPEX | | |
| 1 | CL | 68401 | A1220500 1/2 X 1000FT HEPEX | | |
| 1 | CL | 68402 | A1250750 3/4 X 300FT HEPEX | | |
| 1 | CL | 68576 | A1251000 1 X 300FT HEPEX | | |

## Multicor (Pex-Al-Pex) Tubing

| | | | | | |
|---|---|---|---|---|---|
| 1 | CL | 66550 | D1250500 1/2 X 300FT MULTICOR | | |
| 1 | CL | 66551 | D1250625 5/8 X 300FT MULTICOR | | |
| 1 | CL | 66556 | D1220500 1/2 X 1000FT MULTICOR | | |
| 1 | CL | 66553 | D1250750 3/4 X 300FT MULTICOR | | |
| 1 | CL | 66558 | D1141000 1 X 100FT MULTICOR | | |

## Manifolds

| STD PKG | U/M | BERCOR NUMBER | DESCRIPTION | PC-1 EACH |
|---|---|---|---|---|
| 1 | EA | 66736 | A2610700 7-LOOP TRUFLOW MANIFOLD | |
| 1 | EA | 66734 | A2610800 8-LOOP TRUFLOW MANIFOLD | |
| 1 | EA | 66456 | A2660200 2-LOOP TRUFLOW JR. W/ VLVLESS AND BALANCING VLVS | |
| 1 | EA | 66400 | A2660201 2-LOOP TRUFLOW JR. W/ ISO VLVS AND BALANCING VLVS | |
| 1 | EA | 66457 | A2660300 3-LOOP TRUFLOW JR. W/ VLVLESS AND BALANCING VLVS | |
| 1 | EA | 66401 | A2660301 3-LOOP TRUFLOW JR. W/ ISO VLVS AND BALANCING VLVS | |
| 1 | EA | 66458 | A2660400 4-LOOP TRUFLOW JR. W/ VLVLESS AND BALANCING VLVS | |
| 1 | EA | 66402 | A2660401 4-LOOP TRUFLOW JR. W/ ISO VLVS AND BALANCING VLVS | |
| 1 | EA | 66403 | A2660501 5-LOOP TRUFLOW JR. W/ ISO VLVS AND BALANCING VLVS | |
| 1 | EA | 66435 | A2660601 6-LOOP TRUFLOW JR. W/ ISO VLVS AND BALANCING VLVS | |
| 3 | EA | 66667 | F2801575 1-1/2"X6FT CU MANIFOLD W/24 OUTLETS 3/4" | |
| 1 | EA | 66638 | LF2501000 1"CU MANIFOLD W/VALVES 10 OUTLETS 1/2" Q2501000 | |
| 1 | EA | 66639 | LF2501200 1"CU MANIFOLD W/VALVES 12 OUTLETS 1/2" | |

***Continued on the Following Page***

***Continued from the Previous Page***

## Manifold Parts

| STD PKG | U/M | BERCOR NUMBER | DESCRIPTION | PC-1 EACH |
|---|---|---|---|---|
| 10 | EA | 66619 | A2080020 LOOP END CAP | |
| 10 | EA | 66563 | A2080032 BASIC END CAP | |
| 10 | EA | 66565 | A2123210 BUSHING | |
| 10 | EA | 66595 | A4133210 R32X1"CU MANIFOLD ADAPTER | |
| 10 | EA | 66616 | A4143210 R32X3/4"CU MANIFOLD ADAPTER | |
| 10 | EA | 66624 | A2400020 3/4" END CAP GSKT | |
| 10 | EA | 66623 | A2400032 BASIC END CAP GSKT | |
| 10 | EA | 66622 | A2620005 MANIFOLD GASKET | |
| 10 | EA | 66744 | A2620015 FLOW/TEMPERATURE NIPPLE | |
| 10 | EA | 66625 | A2620050 TRUFLOW AUTO VENT W/ CHECK VALVE | |
| 10 | EA | 66760 | A2621010 UNION NIPPLE | |
| 1 | EA | 66879 | A2631250 TRUFLOW MANIFOLD SUPPLY/RETURN BALL VLVS | |
| 1 | EA | 66621 | A2803250 END CAP W/VENT | |
| 1 | EA | 66765 | A2913210 MANIFOLD THERMOMETER UNION | |
| 10 | EA | 66748 | A4153220 R32XR20 MANIFOLD ADAPTER AND ELBOW | |
| 10 | EA | 66749 | A4153225 R32XR25 MANIFOLD ADAPTER AND ELBOW | |
| 10 | EA | 66649 | Q4143210 R32X1" PEX MANIFOLD ADAPTER | |
| 10 | EA | 66637 | Q4143275 R32X3/4" PEX MANIFOLD ADAPTER | |
| 10 | EA | 66759 | Q4153210 R32X1" PEX MANIFOLD ADAPTER AND ELBOW | |
| 10 | EA | 66758 | Q4153275 R32X3/4" PEX MANIFOLD ADAPTER AND ELBOW | |
| 10 | EA | 66669 | Q5806375 5/8"PEX X 3/4"CU BALL VALVE | |
| 10 | EA | 66668 | Q5807575 3/4"PEX X 3/4"CU BALL VALVE | |

## Miscellaneous QS20 Accessories

| | | | | |
|---|---|---|---|---|
| 10 | EA | 66180 | A2620007 1.76 OZ SILICONE OIL | |
| 10 | EA | 66764 | A4010313 5/16" QUIK TRAK REPAIR COUPLING | |
| 10 | EA | 68378 | A4020375 3/8" FITTING ASSEMBLY | |
| 10 | EA | 68403 | A4020500 1/2" FITTING ASSEMBLY | |
| 10 | EA | 68404 | A4020625 5/8" FITTING ASSEMBLY | |
| 10 | EA | 68405 | A4020750 3/4" FITTING ASSEMBLY | |
| 10 | EA | 68599 | A4020313 5/16" QUIK TRAK FITTING ASSEMBLY | |
| 1 | PKG | 66560 | A4021000 3/4" O-RING 10/PKG | |
| 1 | PKG | 66559 | A4021116 3/8"-1/2"-5/8" O-RING 10/PKG | |
| 10 | EA | 68406 | A4322020 R20 X R20 COUPLING NIPPLE | |
| 10 | EA | 68407 | A4322050 R20 X 1/2NPT CONV NIPPLE | |
| 10 | EA | 68408 | A4322075 R20 X 3/4NPT CONV NIPPLE | |
| 10 | EA | 68426 | A4322525 R25 X R25 COUPLING NIPPLE | |
| 10 | EA | 68427 | A4322575 R25 X 3/4 NPT CONV NIPPLE | |
| 10 | EA | 68409 | A4332050 R20 X 1/2CU ADAPTER | |
| 10 | EA | 68410 | A4332075 R20 X 3/4CU ADAPTER | |
| 10 | EA | 68411 | A4332575 R25 X 3/4CU ADAPTER | |
| 10 | EA | 68412 | A4342050 R20 X 1/2CU FITTING ADAPTER | |
| 10 | EA | 68413 | A4342075 R20 X 3/4CU FITTING ADAPTER | |
| 10 | EA | 68414 | A4382075 R20 X 3/4CU BASEBOARD ELBOW | |
| 10 | EA | 68415 | A4392075 R20 X 3/4CU BASEBOARD TEE | |
| 25 | EA | 68416 | A5500500 1/2" PLASTIC BEND SUPPORT | |
| 25 | EA | 68417 | A5500625 5/8" PLASTIC BEND SUPPORT | |
| 20 | EA | 68418 | A5500750 3/4" PLASTIC BEND SUPPORT | |
| 25 | EA | 68419 | A5501000 1" PLASTIC BEND SUPPORT | |
| 50 | EA | 66848 | A5110375 3/8" METAL BEND SUPPORT | |
| 25 | EA | 68420 | F5120500 1/2" DROP EAR BEND SUPPORT | |
| 25 | EA | 68421 | F5120625 5/8" DROP EAR BEND SUPPORT | |

## EP Manifolds

| | | | | |
|---|---|---|---|---|
| 1 | EA | 87017 | A2670201 2 LOOP EP MANIFOLD WITH FLOW METER | |
| 1 | EA | 87018 | A2670301 3 LOOP EP MANIFOLD WITH FLOW METER | |
| 1 | EA | 87019 | A2670401 4 LOOP EP MANIFOLD WITH FLOW METER | |
| 1 | EA | 87020 | A2670501 5 LOOP EP MANIFOLD WITH FLOW METER | |
| 1 | EA | 87021 | A2670601 6 LOOP EP MANIFOLD WITH FLOW METER | |
| 1 | EA | 87022 | A2670701 7 LOOP EP MANIFOLD WITH FLOW METER | |
| 1 | EA | 87023 | A2670801 8 LOOP EP MANIFOLD WITH FLOW METER | |

## Propex Fittings

| | | | | |
|---|---|---|---|---|
| 10 | EA | 68477 | LF4501010 1"PEX X 1"CU FITTING ADAPTER | |
| 10 | EA | 68474 | LF4511010 1"PEX X 1"CU PROPEX LF BRASS SWEAT ADAPTER | |

***Continued on the Following Page***

***Continued from the Previous Page***

## 1" Propex Copper Adapters

| STD PKG | U/M | BERCOR NUMBER | DESCRIPTION | PC-1 EACH |
|---|---|---|---|---|
| 25 | EA | 66210 | LF4505075 1/2" PROPEX X 3/4" CU BRASS FITTING ADAPTER | |
| 10 | EA | 68322 | Q4020375 3/8" PEX FITTING ASSEMBLY | |
| 10 | EA | 68435 | Q4020500 1/2" PEX FITTING ASSEMBLY | |
| 10 | EA | 68436 | Q4020625 5/8" PEX FITTING ASSEMBLY | |
| 10 | EA | 66181 | Q4020750 3/4" PROPEX FITTING ASSEMBLY | |
| 10 | EA | 66213 | LF4507510 3/4" PROPEX X 1" CU BRASS FITTING ADAPTER | |
| 25 | EA | 66211 | LF4507550 3/4" PROPEX X 1/2" CU BRASS FITTING ADAPTER | |
| 25 | EA | 66206 | LF4517550 3/4" PROPEX X 1/2" CU BRASS SWEAT ADAPTER | |
| 50 | EA | 68510 | Q4690625 5/8"PEX WHITE RING (Q4680625) | |
| 50 | EA | 66767 | Q4690302 3/8"PEX BLUE RING | |
| 50 | EA | 68489 | Q4690512 1/2"PEX BLUE RING | |
| 50 | EA | 68492 | Q4690756 (Q4690752) 3/4" RING | |
| 50 | EA | 68493 | Q4691000 1"PEX WHITE RING | |
| 10 | EA | 66205 | Q4761000 1" PROPEX X 1" PROPEX EP ELBOW | |

## Multicor Fittings

| | | | | |
|---|---|---|---|---|
| 10 | EA | 66570 | D4120500 1/2" MULTICOR FITTING ASSEMBLY | |
| 10 | EA | 66571 | D4120625 5/8" MULTICOR FITTING ASSEMBLY | |
| 10 | EA | 66572 | D4120750 3/4" MULTICOR FITTING ASSEMBLY | |
| 10 | EA | 66604 | D4143210 R32 X 1" MLC PRESS FTG MANIFOLD STRAIGHT ADAPTER | |
| 10 | EA | 66602 | D4143263 R32 X 5/8" MLC PRESS FTG MANIFOLD STRAIGHT ADAPTER | |
| 10 | EA | 66603 | D4143275 R32 X 3/4" MLC PRESS FTG MANIFOLD STRAIGHT ADAPTER | |
| 10 | EA | 66610 | D4153210 R32 X 1" MLC PRESS FTG MANIFOLD ELBOW ADAPTER | |
| 10 | EA | 66607 | D4153263 R32 X 5/8" MLC PRESS FTG MANIFOLD ELBOW ADAPTER | |
| 10 | EA | 66608 | D4153275 R32 X 3/4" MLC PRESS FTG MANIFOLD ELBOW ADAPTER | |
| 10 | EA | 66574 | D4515050 1/2" MLC X 1/2" CU BRASS ADAPTER | |
| 10 | EA | 66576 | D4517575 3/4" MLC X 3/4" CU BRASS ADAPTER | |
| 10 | EA | 66581 | D4525075 1/2" MLC X 3/4" NPT BRASS MALE THREADED ADAPTER | |
| 10 | EA | 66685 | D4541010 1" MLC X 1" MLC PRESS FTG BRASS COUPLING | |
| 10 | EA | 66687 | D4511010 1" MLC X 1" CU PRESS FTG BRASS ADAPTER | |
| 10 | EA | 66561 | D4545050 1/2" MLC X 1/2" MLC BRASS COUPLING | |
| 10 | EA | 66564 | D4547575 3/4" MLC X 3/4" MLC BRASS COUPLING | |
| 10 | EA | 66548 | D4527575 3/4" MLC X 3/4" NPT BRASS MALE THREADED ADAPTER | |
| 10 | EA | 66567 | D4710750 3/4" MLC X 3/4" MLC BRASS ELBOW | |
| 10 | EA | 66686 | D4711000 1" MLC X 1" MLC PRESS FTG BRASS ELBOW | |

## Controls

| | | | | |
|---|---|---|---|---|
| 1 | EA | 66541 | A3023522 FOUR WIRE THERMAL ACTUATOR, A3010522 | |
| 1 | EA | 68422 | A3020522 MOTORIZED VALVE ACTUATOR | |
| 1 | EA | 66617 | A3031003 3 ZONE CONTROL MODULE | |
| 1 | EA | 66618 | A3030004 4 ZONE CONTROL MODULE | |
| 1 | EA | 68579 | A3030101 WIRSBO THERMOSTAT I | |
| 10 | EA | 66819 | A3040079 FLOOR SENSOR | |
| 1 | EA | 66809 | A3040512 SETPOINT 512 2-STAGE PROG CONTROLLER | |
| 1 | EA | 66798 | A3041501 SETPOINT 501S 1-STAGE SETPOINT CONTROLLER W/SENSOR | |
| 1 | EA | 66799 | A3041511 SETPOINT 511S 1-STAGE PROG CONTROLLER W/SENSOR | |
| 1 | EA | 66597 | A3080406 POWERED SIX-ZONE CONTROLLER | |
| 1 | EA | 66598 | A3080404 POWERED FOUR-ZONE CONTROLLER | |

## Heat Emission Plates, Quik Trak Panels, and Heat Transfer Plates

| | | | | |
|---|---|---|---|---|
| 10 | EA | 68598 | A5060702 7" QUIK TRAK RETURN PANEL | |
| 1 | EA | 68597 | A5060761 7"X48"X6 PREASSEMBLED QUIK TRAK PANEL | |
| 20 | EA | 66573 | A5080375 3/8" JOIST TRAK HEAT TRANSFER PLATE | |
| 20 | EA | 66582 | A5080500 1/2" JOIST TRAK HEAT TRANSFER PLATE | |

## Fasteners

| | | | | |
|---|---|---|---|---|
| 1 | PKG | 68430 | A7011250 1-1/4" STAPLES 10000/PKG | |
| 1 | PKG | 66583 | A7031000 FIXING WIRE 1000/PKG | |
| 1 | PKG | 66584 | A7040250 U-TUBE FSTNR 250/PKG | |
| 1 | PKG | 68496 | F7050750 1/2"-3/4" TUBE TALON 100/PKG | |
| 1 | PKG | 68526 | F7051258 1/2"-5/8" PEX CLIP-PLASTIC 100/PKG | |
| 1 | PKG | 66768 | F7060375 3/8" PEX CLIP-PLASTIC 100/PKG | |

***Continued on the Following Page***

***Continued from the Previous Page***

### Tools

| STD PKG | U/M | BERCOR NUMBER | DESCRIPTION | PC-1 EACH |
|---|---|---|---|---|
| 1 | BOX | 68346 | A7015050 1-1/2" FOAM STAPLE 300/BOX | |
| 1 | EA | 66440 | D6100500 1/2" MLC T-HANDLE CHAMFERING TOOL | |
| 1 | EA | 66463 | D6100625 5/8" MLC T-HANDLE CHAMFERING TOOL | |
| 1 | EA | 66531 | D6100750 3/4" MLC T-HANDLE CHAMFERING TOOL | |
| 1 | EA | 66540 | D6101000 1" MLC T-HANDLE CHAMFERING TOOL | |
| 1 | EA | 66589 | D6105063 3-WAY MULTICOR CHAMFERING TOOL | |
| 1 | EA | 66599 | D6275063 MLC PRESS FITTING MANUAL TOOL KIT | |
| 1 | EA | 68434 | E6021638 PNEUMATIC TUBING STAPLER KIT | |
| 1 | EA | 66615 | E6061000 PIPE UNCOILER | |
| 1 | EA | 68505 | E6081125 TUBE CUTTER | |
| 1 | EA | 66586 | E6090005 FIXING WIRE TWISTER | |
| 1 | EA | 68433 | E6091700 AUTO FIXING WIRE TWISTER | |
| 1 | EA | 66587 | E6111188 1-3/16" WRENCH | |
| 1 | EA | 66588 | E6111875 1-7/8" WRENCH | |
| 1 | EA | 68425 | E6122000 PRESSURE TEST KIT | |
| 1 | EA | 66549 | Q6310375 3/8" PROPEX EXPANDER HEAD | |
| 1 | EA | 66703 | Q6310500 1/2" PROPEX EXPANDER HEAD | |
| 1 | EA | 68507 | Q6310625 5/8" PROPEX EXPANDER HEAD | |
| 1 | EA | 66740 | Q6310750 3/4" PROPEX EXPANDER HEAD | |
| 1 | EA | 66741 | Q6311000 1" PROPEX EXPANDER HEAD | |
| 1 | EA | 87016 | Q6323810 PROPEX AUTO ROTATION ADAPTER | |

## uponor Climate Control

### Multifunction Hydronic Control




This control incorporates all mechanical functions required in radiant floor heating, boiler staging and control, domestic hot water (DHW), snow melt, zone pumping and supply water temperature mixing.

Input connections use a simple push-style connector and ouputs use Cat5 cables and connector to control the output devices. Use the simple five-button display to set up and activate the functionality required for the individual installation.

| STD PKG | U/M | BERCOR NUMBER | DESCRIPTION | PC-1 EACH |
|---|---|---|---|---|
| 1 | EA | 87013 | A3509002 PROPANEL 90Z | |
| 1 | EA | 87014 | A3509500 PROPANEL 90M | |
| 1 | EA | 87015 | A3509502 PROPANEL 90MZ | |
| 1 | EA | 87000 | A8020000 CLIMATE CONTROL MULTIFUNCTION HYDRONIC CONTROL | |
| 1 | EA | 87001 | A9011001 OUTDOOR SENSOR F/ CLIMATE CONTROL | |
| 1 | EA | 87012 | A9012002 DHW SENSOR FOR CLIMATE CONTROL | |
| 1 | EA | 87002 | A9012010 BOILER CONTROL F/ CLIMATE CONTROL (ON/OFF) | |
| 1 | EA | 87003 | A9013001 SUPPLY AND RETURN SENSOR F/ CLIMATE CONTROL | |
| 1 | EA | 87004 | A9013022 1" MODULATING THREE WAY VALVE W/ CONTROL | |
| 1 | EA | 87005 | A9013023 1 1/4" MODULATING THREE WAY VALVE W/ CONTROL | |
| 1 | EA | 87006 | A9013030 PUMP CONTROL FOR CLIMATE CONTROL | |
| 1 | EA | 87007 | A9013051 SNOW MELT FOR CLIMATE CONTROL (INC SENSOR AND WELL) | |
| 1 | EA | 87008 | A9013052 AUTO SNOW AND ICE SENSOR (INC SENSOR AND CUP) | |
| 1 | EA | 87009 | A9030003 3 FEET CAT5 CABLE FOR CLIMATE CONTROL | |
| 1 | EA | 87010 | A9030007 7 FEET CAT5 CABLE FOR CLIMATE CONTROL | |
| 1 | EA | 87011 | A9030015 15 FEET CAT5 CABLE FOR CLIMATE CONTROL | |

# Raupex O2 Barrier Pipe
## For Radiant Heat Systems



RAUPEX O2 Barrier pipe is the main component in the REHAU radiant heating system. This durable yet flexible PEXa pipe offers enhanced temperature/pressure capabilities and long-term strength. The oxygen diffusion barrier protects iron and steel system components against corrosion.

| STD PKG | U/M | BERCOR NUMBER | DESCRIPTION | PC-1 1-3 | PC-2 4 |
|---|---|---|---|---|---|
| 1 | CL | 89610 | 136008-500 3/8" X 500' COIL RAUPEX O2 BARRIER PIPE | | |
| 1 | CL | 89611 | 136008-000 3/8" X 1000' COIL RAUPEX O2 BARRIER PIPE | | |
| 1 | CL | 89612 | 136031-300 1/2" X 300' COIL RAUPEX O2 BARRIER PIPE | | |
| 1 | CL | 89613 | 136031-000 1/2" X 1000' COIL RAUPEX O2 BARRIER PIPE | | |
| 1 | CL | 89614 | 136880-400 5/8" X 400' COIL RAUPEX O2 BARRIER PIPE | | |
| 1 | CL | 89615 | 136880-000 5/8" X 1000' COIL RAUPEX O2 BARRIER PIPE | | |
| 1 | CL | 89616 | 136051-300 3/4" X 300' COIL RAUPEX O2 BARRIER PIPE | | |
| 1 | CL | 89617 | 136051-000 3/4" X 1000' COIL RAUPEX O2 BARRIER PIPE | | |
| 1 | CL | 89618 | 136011-100 1" X 100' COIL RAUPEX O2 BARRIER PIPE | | |
| 1 | CL | 89623 | 136549-500 10.1MM X 500' COIL RAUPEX O2 BARRIER PIPE | | |

# Pro-Balance Manifolds
## For Radiant Heat Systems



PRO-BALANCE manifolds bring ease of installation, controllable flow rates and a professional look to hydronic applications. PRO-BALANCE manifolds come preassembled and are available in a wide range of outlets. They make zoning easy to achieve without additional piping.

| STD PKG | U/M | BERCOR NUMBER | DESCRIPTION | PC-1 EACH |
|---|---|---|---|---|
| 1 | EA | 89625 | 240021-100 2 STATION PRO-BALANCE MANIFOLD | |
| 1 | EA | 89626 | 240031-100 3 STATION PRO-BALANCE MANIFOLD | |
| 1 | EA | 89627 | 240041-100 4 STATION PRO-BALANCE MANIFOLD | |
| 1 | EA | 89628 | 240051-100 5 STATION PRO-BALANCE MANIFOLD | |
| 1 | EA | 89629 | 240061-100 6 STATION PRO-BALANCE MANIFOLD | |
| 1 | EA | 89630 | 240071-100 7 STATION PRO-BALANCE MANIFOLD | |
| 1 | EA | 89631 | 240081-100 8 STATION PRO-BALANCE MANIFOLD | |
| 1 | EA | 89695 | 240101-100 10 STATION PRO-BALANCE MANIFOLD | |

# Controls
## For Radiant Heat Systems



REHAU offers a wide variety of electronic components for your radiant heating application. They combine accurate and steady temperature with the flexibility of room-to-room control.

| STD PKG | U/M | BERCOR NUMBER | DESCRIPTION | PC-1 EACH |
|---|---|---|---|---|
| 1 | EA | 89643 | 236487-002 DUAL SENSING DIGITAL STAT | |
| 1 | EA | 89644 | 236497-001 10K FLOOR SENSOR | |
| 1 | EA | 89641 | 243047-001 4-ZONE MODULE ZONE CONTROL | |
| 1 | EA | 89642 | 243077-001 6-ZONE MODULE ZONE CONTROL | |
| 1 | EA | 89640 | 298276-001 4 MANIFOLD ACTUATOR CONTROL | |

# Rauboard
## For Radiant Heat Systems



- 5% higher heat output than competitive plywood panels
- Choice of double groove or single groove panels simplify planning installation
- Plywood panels with aluminum heat transfer sheet install using typical construction jobsite tools
- 1/2 in. low profile panels minimize adjustments in retrofit projects

| STD PKG | U/M | BERCOR NUMBER | DESCRIPTION | PC-1 EACH |
|---|---|---|---|---|
| 6 | PKG | 89622 | 298396-001 RAUBOARD RETURN GROOVE | |
| 1 | PKG | 89621 | 298796-001 RAUBOARD SINGLE GROOVE (6PCS) | |
| 1 | PKG | 89694 | 298896-001 RAUBOARD DOUBLE GROOVE (6PCS) | |

# Heat Transfer Plates
## For Radiant Heat Systems



These heavy guage extruded aluminum heat transfer plates are used in joist space installations to maximize heat transfer and improve efficiency. The unique design allows the heat transfer plates to be screwed into the joist space and RAUPEX pipe to snap into the plates for convenient installation. Plates are 3.5 x 48 in (8.9 x 121.9 cm) with pre-drilled 1/8 in. holes for ease of installation.

| STD PKG | U/M | BERCOR NUMBER | DESCRIPTION | PC-1 EACH |
|---|---|---|---|---|
| 20 | EA | 89693 | 298926-001 HEAT TRANSFER PLATE RAUPLATE FOR 1/2" RAUPEX | |
| 20 | EA | 89619 | 235962 HEAVY GAUGE 3/8" HEAT TRANSFER PLATE RAUPEX | |
| 20 | EA | 89620 | 235972 HEAVY GUAGE 1/2" HEAT TRANSFER PLATE RAUPEX | |

# Manifold Accessories
## For Radiant Heat Systems

### Manifold Outlets

| STD PKG | U/M | BERCOR NUMBER | DESCRIPTION | PC-1 EACH |
|---|---|---|---|---|
| 1 | PKG | 89632 | 267507-101 3/8" RAUPEX X R-20 BRASS MANIFOLD OUTLET | |
| 1 | PKG | 89633 | 261007-101 1/2" RAUPEX X R-20 BRASS MANIFOLD OUTLET | |
| 1 | PKG | 89634 | 267557-101 5/8" RAUPEX X R-20 BRASS MANIFOLD OUTLET | |
| 1 | PKG | 89635 | 267007-101 3/4" RAUPEX X R-20 BRASS MANIFOLD OUTLET | |
| 1 | PKG | 89624 | 200546-001 10.1MM X R-20 BRASS MANIFOLD OUTLET | |

### Accessories

| STD PKG | U/M | BERCOR NUMBER | DESCRIPTION | PC-1 EACH |
|---|---|---|---|---|
| 1 | EA | 89638 | 250209-C R-20 BRASS CAP W/ GASKET | |
| 1 | EA | 89639 | 250213 1" BRASS MANIFOLD END CAP W/GASK. | |
| 1 | EA | 89637 | 250218 MINI THERMOMETER FOR NPT VALVE | |
| 1 | EA | 89645 | 260166 4-WIRE MANIFOLD VALVE ACTUATOR | |
| 1 | EA | 89636 | 267007-100 EPDM O-RING FOR RAUPEX R-20 | |

# Supports Bends & Guides
## For Radiant Heat Systems

| STD PKG | U/M | BERCOR NUMBER | DESCRIPTION | PC-1 EACH |
|---|---|---|---|---|
| 50 | EA | 89646 | 266207 3/8" AND 1/2" POLYMER SUPPORT BEND | |
| 50 | EA | 89647 | 266227 3/4" POLYMER SUPPORT BEND | |
| 40 | EA | 89648 | 266170-001 3/8" AND 1/2" PVC BEND GUIDE | |
| 30 | EA | 89649 | 266175-001 5/8" AND 3/4" PVC BEND GUIDE | |

# Tools & Accessories
## For Radiant Heat Systems

| STD PKG | U/M | BERCOR NUMBER | DESCRIPTION | PC-1 EACH |
|---|---|---|---|---|
| 10 | EA | 89668 | 200526-001 10.1 MM EVERLOC COUPLING | |
| 1 | EA | 89696 | 213107- COMBOLOC COMBINATION EXPANSION/COMPRESSION TOOL | |
| 1 | EA | 89655 | 257334 AIR PRESSURE TESTER KIT | |
| 1 | EA | 89650 | 261216 EVERLOC STANDARD TOOL KIT | |
| 1 | PKG | 89658 | 261556 1/2" LOCKING CLIPS (100PCS) | |
| 1 | PKG | 89659 | 261766 LOW PROFILE 1/2" TALONS 100EA | |
| 1 | EA | 89697 | 261856- 3/8" EXPANDER HEAD RO | |
| 1 | EA | 89698 | 261866- 1/2" EXPANDER HEAD RO | |
| 1 | EA | 89651 | 261876 5/8" EXPANDER HEAD | |
| 1 | EA | 89656 | 286151-002 RAUPEX HORIZONTAL UNCOILER | |
| 1 | EA | 89654 | 298196-001 RAUTACK 3D 2-3/8" FOAM STAPLE | |
| 1 | EA | 89652 | 298956-001 RAUTACKER 3D STAPLER TOOL | |
| 1 | EA | 89653 | 298966-001 RAUTAK 3D 1-3/8" FOAM STAPLE | |
| 1 | PKG | 89657 | 724448- NYLON PIPE TIES (1000PCS) | |

# Raupex Compression Nut Fittings
## For Radiant Heat Systems



**260997**



**267517**

RAUPEX split-ring compression nut brass fittings are machined from solid brass stock.
Integral fitting/insert design provides posi-tive clamping and sealing action with split compression ring.

### Raupex MPT Adapters

| STD PKG | U/M | BERCOR NUMBER | DESCRIPTION | PC-1 EACH |
|---|---|---|---|---|
| 5 | EA | 89660 | 267517 3/8" RAUPEX X 1/2" MPT OR 1/2" C FEMALE (SWEAT) | |
| 5 | EA | 89661 | 260987 1/2" RAUPEX X 1/2" MPT OR 1/2" C FEMALE (SWEAT) | |
| 5 | EA | 89662 | 267567 5/8" RAUPEX X 1/2" MPT OR 1/2" C FEMALE (SWEAT) | |
| 1 | EA | 89663 | 260357 3/4" RAUPEX X 1/2" MPT OR 1/2" C FEMALE (SWEAT) | |
| 1 | EA | 89664 | 260477 1" RAUPEX X 1" MPT OR 3/4" C FEMALE (SWEAT) | |

### Raupex Adapter

| | | | | |
|---|---|---|---|---|
| 5 | EA | 89665 | 260997 1/2" RAUPEX X 1/2" C FEMALE SW | |
| 1 | EA | 89666 | 260347 3/4" RAUPEX X 3/4" C FEMALE SW | |
| 1 | EA | 89667 | 260467 1" RAUPEX X 1" C FEMALE(SWEAT) | |

# EVERLOC Fittings
## For Radiant Heat Systems

Unlimited Polymer Solutions



**Sleeve**

Designed for us with RAUPEX pipes, EVERLOC compression-sleeve fittings have a larger inside diameter than typical PEX crimp ring fittings, resulting in superior flow characteristics proven performance. Secure connections can easily be made even in tough weather conditions, providing you with reliability and reduced pressure loss.



**EVERLOC Adaptor** **MPT Adaptor** **FPT Adaptor**

## EVERLOC Sleeves

| STD PKG | U/M | BERCOR NUMBER | DESCRIPTION | PC-1 EACH |
|---|---|---|---|---|
| 40 | EA | 89669 | 243607 5/8" EVERLOC SLEEVE | |
| 80 | EA | 89670 | 260577-101 3/4" EVERLOC SLEEVE | |
| 40 | EA | 89671 | 260877-101 1" EVERLOC SLEEVE | |

## EVERLOC Adapters

| | | | | |
|---|---|---|---|---|
| 65 | EA | 89672 | 260017-101 1/2" EVERLOC X 3/8" C FS OR 1/2" MALE STREET | |
| 65 | EA | 89673 | 260047-101 1/2" EVERLOC X 1/2" C FEMALE (SWEAT) | |
| 30 | EA | 89674 | 243637-101 5/8" EVERLOC X 1/2" C MALE ST OR 3/4" FEMALE(SWEAT) | |
| 25 | EA | 89675 | 260807-101 3/4" EVERLOC X 1" C FEMALE SW | |
| 35 | EA | 89676 | 260827-101 3/4" EVERLOC X 3/4" C MALE ST OR 1/2" FEMALE (SWEAT) | |
| 25 | EA | 89677 | 260837-101 3/4" EVERLOC X 1" C MALE ST OR 3/4" FEMALE (SWEAT) | |
| 25 | EA | 89678 | 260417-101 1" EVERLOC X 1" C MALE STREET OR 3/4" C FEMALE(SWEAT) | |
| 20 | EA | 89679 | 260947-101 1" EVERLOC X 1 1/4" C MALE ST OR 1" C FEMALE (SWEAT) | |

## EVERLOC Dual MPT Adapters

| | | | | |
|---|---|---|---|---|
| 50 | EA | 89680 | 243537-101 3/8" EVERLOC X 1/2" MPT OR 1/2" C FEMALE (SWEAT) | |
| 45 | EA | 89681 | 260237-101 1/2" EVERLOC X 1/2" MPT OR 1/2" C FEMALE (SWEAT) | |
| 35 | EA | 89682 | 243647-101 5/8" EVERLOC X 1/2" MPT OR 1/2" C FEMALE (SWEAT) | |
| 25 | EA | 89683 | 260327-101 3/4" EVERLOC X 3/4" MPT OR 1/2" C FEMALE (SWEAT) | |
| 20 | EA | 89684 | 260597-101 3/4" EVERLOC X 1" MPT OR 3/4" C FEMALE (SWEAT) | |
| 15 | EA | 89685 | 260437-101 1" EVERLOC X 1" MPT OR 3/4" C FEMALE (SWEAT) | |

## EVERLOC FPT Adapters

| | | | | |
|---|---|---|---|---|
| 35 | EA | 89686 | 260287-101 1/2" EVERLOC X 1/2" FPT ADAPTER | |
| 25 | EA | 89687 | 260387-101 3/4" EVERLOC X 3/4" FPT ADAPTER | |
| 10 | EA | 89688 | 260487-101 1" EVERLOC X 1" FPT ADAPTER | |

# ProPEX Expansion Tool Kit and Accessories



- Built-in auto rotate mechanism for effortless, one-handed use
- Quick cam mechanism for fast, continuous expansion
- Compact, right angle design for use in tight locations
- All-metal gears and integrated metal frame for maximum jobsite durability
- Paddle trigger for easy reach in confined spaces
- Expansion heads
- Auto-rotate compatibility fits most Uponor tools
- Chrome plated for weather and corrosion resistance
- Color coded rings for easy size recognition

### Expansion Tool Kit

| STD PKG | U/M | BERCOR NUMBER | DESCRIPTION | PC-1 EACH |
|---|---|---|---|---|
| 1 | EA | 81120 | 2432-22 M12 PROPEX EXPANSION TOOL KIT | |

### Accessories

| | | | | |
|---|---|---|---|---|
| 1 | EA | 81121 | 49-16-2403 M12 3/8IN PROPEX EXPANSION HEAD | |
| 1 | EA | 81123 | 49-16-2405 M12 5/8IN PROPEX EXPANSION HEAD | |

# Foamboard Stapler

### For In-Floor Radiant Heating Installations



- Operates from a comfortable standing position
- Ergonomic D-grip handle
- Durable lightweight construction
- Cleaner staple feed
- Smoother stapling action

| STD PKG | U/M | BERCOR NUMBER | DESCRIPTION | PC-1 EACH |
|---|---|---|---|---|
| 1 | EA | 80898 | FBSN FOAMBOARD STAPLER | |

# Reflective Insulation



C2RP consists of a double layer of heavy duty polyethylene bubbles, sandwiched between a reflective aluminum sheet, and a clear polyethylene film.

- Protective coating over aluminum surface
- Reduces heat loss to the ground below
- Quick, safe, and easy to install
- Provides an effective thermal break
- Approved vapor barrier

C2RP is a under-concrete insulation product, comprised of a highly reflective aluminum sheet, sandwiched between two layers of industrial strength polyethylene bubbles.

- Can easily be installed over rough grade
- Superior bubble strength withstands jobsite traffic
- Methane, radiant, and vapor barrier all-in-one
- Helps direct radiant heat into the living space
- Easily forms around plumbing, wiring, and more
- Thermal Value: Equivalent to R-10 for the assembly tested with thermography method.

| STD PKG | U/M | BERCIR NUMBER | DESCRIPTION | PC-1 1–9 | PC-2 10 |
|---|---|---|---|---|---|
| 1 | RLL | 10595 | C2RP48X125 FOIL/DOUBLE BUBBLE/POLY 4X125 FT ULTRA BARRIER RFOIL | | |

# Hideavector3 Baseboard and Accessories

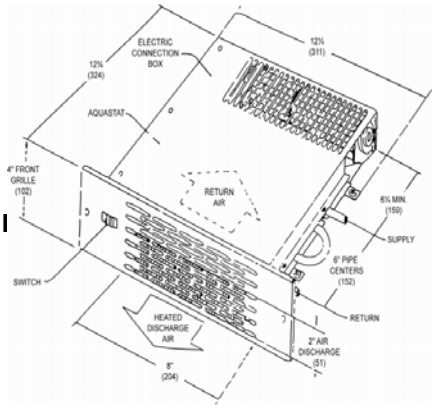


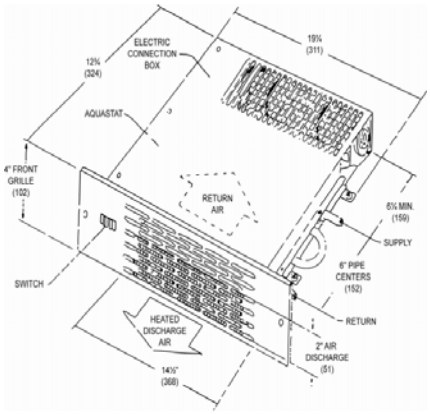


Hideavector3 heaters are the ideal solution wherever space is limited:

- Under cabinets
- In kitchens, baths and foyers
- Under stair risers and windows

**Heating Capacity (BTU/Hr.*)**

| Water Flow Rates (Gallons) Model | Entering Water Temperature (°F) | | | | | | | | | | | Friction Loss (Heads) |
|---|---|---|---|---|---|---|---|---|---|---|---|---|
| | GPM | 110** | 120** | 130** | 140 | 150 | 160 | 170 | 180 | 190 | 200 | |
| HAV-48-3 | 1 | 1480 | 1800 | 2175 | 2590 | 3050 | 3510 | 3895 | 4278 | 4660 | 5015 | .17 ft. |
| | 2 | 1520 | 1840 | 2220 | 2640 | 3120 | 3590 | 3980 | 4375 | 4770 | 5127 | .8 ft. |
| | 3 | 1560 | 1875 | 2260 | 2690 | 3190 | 3670 | 4065 | 4470 | 4875 | 5240 | 1.2 ft. |
| HAV-88-3 | 1 | 3370 | 4055 | 4770 | 5540 | 6300 | 7000 | 7730 | 8460 | 9180 | 9910 | .22 ft. |
| | 2 | 3440 | 4145 | 4875 | 5670 | 6440 | 7155 | 7900 | 8650 | 9390 | 10,135 | .95 ft. |
| | 3 | 3515 | 4230 | 4980 | 5795 | 6585 | 7310 | 8070 | 8840 | 9600 | 10,360 | 1.5 ft. |

* Based on 65° F entering air temperature with fan at high speed including the heating effect factor.
** Blower operates at water temperature above 140° F with standard self-contained aquastat. Optional low temperature aquastat available for low temperature application.

| STD PKG | U/M | BERCOR NUMBER | DESCRIPTION | PC-1 EACH |
|---|---|---|---|---|
| 1 | EA | 65317 | HAV-48-3 HIDE-A-VECTOR | |
| 1 | EA | 65318 | HAV-88-3 HIDE-A-VECTOR | |

# Baseboard Heaters and Accessories



Embassy baseboard heaters are ideal for any type of residential or light commercial installation. They have a rugged fron panel, efficient operation, superior design, and are easy to install. The pivot damper can be modulated from fully opened to fully closed position with the touch of a finger.

Units are I-B-R rated and approved. Under the I-B-R fourth edition of testing and rating code 4 GMP is recommended for all normal loop systems. When flow rate in unknown, the I-B-R approved flow rate of 1 GPM must be used.

**Average Hot Water Temperature with 60° F Entering Air**

| GPM | #/Hour | 170° F | 180° F | 190° F | 200° F | 210° F | 220° F | 230° F | 240° F |
|---|---|---|---|---|---|---|---|---|---|
| 4 | 2000 | 510 | 580 | 640 | 710 | 770 | 850 | 910 | 970 |
| 1 | 500 | 480 | 550 | 610 | 670 | 730 | 800 | 860 | 920 |

## Baseboard Heaters

| STD PKG | U/M | BERCOR NUMBER | DESCRIPTION | PC-1 1-9 | PC-2 10-19 | PC-3 20 |
|---|---|---|---|---|---|---|
| 1 | EA | 61578 | KRP-D 3FT WHITE ENCLOSURE WITH ELEMENT | | | |
| 1 | EA | 61611 | KRP-D 4FT WHITE ENCLOSURE WITH ELEMENT | | | |
| 1 | EA | 61612 | KRP-D 5FT WHITE ENCLOSURE WITH ELEMENT | | | |
| 1 | EA | 61633 | KRP-D 6FT WHITE ENCLOSURE WITH ELEMENT | | | |
| 1 | EA | 61634 | KRP-D 7FT WHITE ENCLOSURE WITH ELEMENT | | | |
| 1 | EA | 61635 | KRP-D 8FT WHITE ENCLOSURE WITH ELEMENT | | | |
| 1 | EA | 61636 | KRP-D 10 FT WHITE ENCLOSURE WITH ELEMENT | | | |
| 1 | EA | 61640 | KCA-D 10FT WHITE ENCLOSURE ONLY | | | |
| 1 | EA | 61641 | KE 5FT 3/4IN ELEMENT ONLY | | | |

## White Accessories

| STD PKG | U/M | BERCOR NUMBER | DESCRIPTION | PC-1 EACH |
|---|---|---|---|---|
| 48 | EA | 61643 | KCC-L 3IN WHITE LEFT END CAP | |
| 48 | EA | 61645 | KCC-R 3IN WHITE RIGHT END CAP | |
| 12 | EA | 61770 | KHB HANGER BRACKET | |
| 12 | EA | 61647 | KHC-L 6IN WHITE HINGED END CAP | |
| 12 | EA | 61650 | KHC-R 6IN WHITE HINGED END CAP | |
| 12 | EA | 61662 | KIC 45 DEGREE INSIDE WHITE CORNER | |
| 12 | EA | 61651 | KIC 90 DEGREE INSIDE WHITE CORNER | |
| 12 | EA | 61655 | KOC 90 DEGREE OUTSIDE WHITE CORNER | |
| 12 | EA | 61769 | KSP 3 PIECES WHITE SPLICE SET | |
| 12 | EA | 61665 | KWJ-L 3IN WHITE WALL JOINER | |
| 12 | EA | 61768 | KWJ-R 3IN WHITE WALL JOINER | |

# Honeywell AquaPump

## Three-speed Circulatory Pumps



AquaPump eliminates the guesswork in the boiler room. With three sizes, multiple speeds for each size and the unique Twist-to-Fit flange, AquaPump has you covered for every application. And because a single AquaPump can replace a wide range of competitive models, you can handle nearly all retrofits with just one brand.

- Twist-To-Fit universal flange rotates 90° to fit every application
- Threaded conduit connection
- Stainless steel plate and can
- Impeller engineered for a quieter, more efficient operation
- Ceramic bearings and shaft
- 5-year warranty

| STD PKG | U/M | BERCOR NUMBER | DESCRIPTION | PC-1 EACH |
|---|---|---|---|---|
| 1 | EA | 73861 | PC3F1558IUF00/U AUQAPUMP 3 SPEED | |
| 1 | EA | 73862 | PC3F2699IUF00/U AUQAPUMP 3 SPEED | |
| 1 | EA | 73863 | PC3F4344IUF00/U AUQAPUMP 3 SPEED | |

# Hot Water Circulating Pump Motors



- Reversible rotation resilient hub rings
- Special balance for quiet operation
- Coupler assembly required for proper Bell & Gossett replacement
- Units match OEM performance and features
- Sleeve bearings have all angle thrust system
- 50° C ambient
- Painted red
- Discount symbol: DS-3FMP
- Class A insulation

| STD PKG | U/M | BERCOR NUMBER | DESCRIPTION | PC-1 EACH |
|---|---|---|---|---|
| 1 | EA | 65351 | 3255 1/12 115V SPLIT PHASE CIRCULATING PUMP MOTOR - 4.63 BOLT CIRCLE | |
| 1 | EA | 65354 | 3256 1/6HP 115V SPLIT PHASE CIRCULATING PUMP MOTOR - 4.63 BOLT CIRCLE | |
| 1 | EA | 65358 | 3257 1/6HP 115V SPLIT PHASE CIRCULATING PUMP MOTOR - 5.0 BOLT CIRCLE | |
| 1 | EA | 65379 | 3259 1/4HP 115V SPLIT PHASE CIRCULATING PUMP MOTOR - 5.00 BOLT CIRCLE | |
| 1 | EA | 65386 | 3261 3/4HP 115 / 208-230V CAPACITOR START PUMP MOTOR - 5.86 BOLT CIRCLE | |

# GRUNDFOS UP Series Circulator Pumps



Grundfos Series UP circulators are wet rotor, single-stage, direct-drive centrifugal pumps designed for domestic and light commercial applications. Features include:

- Built-in motor protection.
- Quiet, maintenance-free performance.
- Flushed bearing design.
- Special lip seal and filter system on the Brute model (designed specifically for hydronic applications).
- U.L. Listed and CSA approved.
- Integrated check valve available on FC model.

**Maximum Working Pressure:** 145 PSI
**Maximum Fluid Temperature Closed System:** 230° F (at corresponding ambient temperature of 104° F).
**Maximum Fluid Temperature Open System:** 140° F.
**NOTE:** Mixtures of water and ethylene or propylene glycol solutions of up to 50% by volume may be pumped. For information regarding the suitability of pumping other fluids, contact the factory.

### Super Brute, 3-Speed Pumps, Cast Iron Body, Flange Mount, 115 Volt

| STD PKG | U/M | BERCOR NUMBER | DESCRIPTION | PC-1 EACH |
|---|---|---|---|---|
| 1 | EA | 66308 | UPS15-58FC 3-SPD CAST IRON PUMP L/FLANGE W/CHECK VALVE | |
| 1 | EA | 66317 | UPS26-99FC 3-SPD CAST IRON PUMP L/FLANGE W/CHECK VALVE | |
| 1 | EA | 66713 | UPS26-99SFC 3-SPEED STAINLESS STEEL PUMP L/FLANGE W/CHECK VALVE | |
| 1 | EA | 66318 | UPS43-44FC 3-SPD CAST IRON PUMP L/FLANGE W/CHECK VALVE | |
| 1 | EA | 66626 | UPS43-100F 3-SPD CAST IRON PUMP L/FLANGE | |

### Super Brute, 3-Speed Pumps, Bronze Body, Flange Mount, 115 Volt

| | | | | |
|---|---|---|---|---|
| 1 | EA | 66324 | UPS43-44BFC 3-SPD BRONZE PUMP L/FLANGE W/CHECK VALVE | |

### Stainless Steel Body, Flange Mount, 115 Volt

| | | | | |
|---|---|---|---|---|
| 1 | EA | 66326 | UPS15-35SFC STAINLESS STEEL PUMP L/FLANGE | |

# GRUNDFOS Alpha Series Circulator Pump



The easy-to-read LED display in the ALPHA™ offers a range of unique, user-friendly features for monitoring the system:

- A large, real-time display indicates energy consumption.
- This same display will toggle every four seconds between power consumption and the flow indicator, showing the relative estimated flow rate in gallons per minute.
- A one-touch, button-type interface permits the user to toggle quickly and easily among seven different hydraulic operating modes; three fixed speeds, three levels of constant pressure, and the AUTOADAPT™ setting.

The objective of the AUTOADAPT™ algorithm is to measure and analyze the heating system during operation and adapt to the current heating pattern. The system adapts to night vs. day operations, summer vs. winter season, and heat losses or gains affecting room temperature.

Power cord included.

| STD PKG | U/M | BERCOR NUMBER | DESCRIPTION | PC-1 EACH |
|---|---|---|---|---|
| 1 | EA | 66627 | ALPHA 15-55 F/C VARIABLE SPEED CAST IRON PUMP L/FLANGE | |

# GRUNDFOS Packaged Flange Sets

## For Flange Mounted Pumps

| For Use with the Following Models | STD PKG | U/M | BERCOR NUMBER | DESCRIPTION | PC-1 EACH |
|---|---|---|---|---|---|
| UPS15-58FC, UPS26-99FC, Alpha | 10 | PR | 66313 | GF 15/26 3/4"SWT X FLG ISOLATION FLANGE W/BALL VALVE | |
| UPS15-58FC, UPS26-99FC, Alpha | 10 | PR | 66314 | GF 15/26 1"SWT X FLG ISOLATION FLANGE W/BALL VALVE | |
| UPS15-58FC, UPS26-99FC, Alpha | 10 | PR | 66315 | GF 15/26 1-1/4"SWT X FLG ISOLATION FLANGE W/BALL VALVE | |
| UPS15-58FC, UPS26-99FC, Alpha | 1 | SET | 66419 | 519601 3/4" CAST IRON FLANGE SET | |
| UPS15-58FC, UPS26-99FC, Alpha | 1 | SET | 66420 | 519602 1" CAST IRON FLANGE SET | |
| UPS15-58FC, UPS26-99FC, Alpha | 1 | SET | 66421 | 519603 1 1/4" CAST IRON FLANGE SET | |
| UPS15-58FC, UPS26-99FC, Alpha | 1 | SET | 66422 | 519604 1 1/2" GF 15/26 CAST IRON FLANGE SET | |
| UP15-18SF, UP15-42SF, UP25-64SF | 1 | SET | 66424 | 519651 3/4" BRONZE FLANGE SET | |
| UP15-18SF, UP15-42SF, UP25-64SF | 1 | SET | 66425 | 519652 1" BRONZE FLANGE SET | |
| UPS43-44FC | 1 | SET | 66423 | 539605 1 1/2" GF 40/43 CAST IRON FLANGE SET | |
| UP43-75BF | 1 | SET | 66426 | 539615 1 1/2" BRONZE FLANGE SET | |

## For Union Mounted Pumps

| For Use with the Following Models | STD PKG | U/M | BERCOR NUMBER | DESCRIPTION | PC-1 EACH |
|---|---|---|---|---|---|
| UP15-42SU | 1 | SET | 66430 | 519850 1/2" BRNZ UNION ISOLATION VLV SET | |
| UP15-42SU | 1 | SET | 66431 | 519852 3/4" BRNZ UNION ISOLATION VLV SET | |
| UP15-42SU | 1 | SET | 66432 | 529911 3/4" BRONZE UNION SWEAT FITTING SET | |

## Flange Gaskets

| For Use with the Following Models | STD PKG | U/M | BERCOR NUMBER | DESCRIPTION | PC-1 EACH |
|---|---|---|---|---|---|
| Cast Iron or Bronze Flanges, UP15, 25, and 26 | 1 | EA | 66357 | 510179 1-1/4" FLANGE GASKET | |
| All Bronze Isolation Flanges, UP15, 25, and 26 | 1 | EA | 66356 | 510231 BRONZE ISOLATION FLANGE GASKET | |
| Cast Iron or Bronze Flanges, UP43 | 1 | EA | 66344 | 530244 1-1/2" FLANGE GASKET | |

# Bell & Gossett Hydronic Specialties


ATF Tank Fitting


Backflow Preventer


B-38 & B7-12


FB-38 Reducing


DT2 Drain-O-Tank

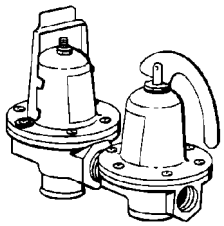
F-3


SA Flo Control

### Airtrol Tank Fittings
The Airtrol System is designed to maintain the right amount of air in the compression tank. It is important to match the Airtrol Tank Fittings as closely as possible to the diameter of the tank.

### Backflow Preventer
Bronze construction with 1/2" NPT connection. Operating pressure 175 PSI meets ASSE Standard 1012 and is accepted by the state of Indiana plumbing code.

### Reducing Valves
Reducing valves fill the system to a preset pressure for optimum performance.

- Fast fill feature reduces start-up time and labor.
- Low inlet pressure check valve helps prevent loss of system pressure if the supply water drops below system pressure.
- Convenient cleanable strainer is designed to prevent dirt and sediment from entering the system.
- Union connection available with 1/2 inch male NPT thread and 1/2 inch female sweat tail-piece for fast, flexible system connection.
- Brass body construction is highly resistant to corrosion.

### DT-2 Drain-O-Tank® Air Charger
The Drain-O-Tank Air Charger offers a sure, quick way to recharge a water-logged compression tank.

**Working Pressure:** 125 psig

**Maximum Operating Temperature:** 240° F

### Flo-Control™ Valves
- Flo-Control Valves prevent gravity flow in forced hot water systems, and permit summer/winter operation of indirect water heaters.
- Combination straight/angle configurations in sizes 3/4 inch to 1-1/2 inch for ease of installation.
- Removeable top cap allows easy cleaning and service without removing pipe connections.
- Manual operating position for vertical lift disc to permit gravity circulation.

### Tank Fittings

| STD PKG | U/M | BERCOR NUMBER | DESCRIPTION | PC-1 EACH |
|---|---|---|---|---|
| 12 | EA | 65349 | 112008 ATF-9 TANK FITTING | |
| 12 | EA | 65350 | 112010 ATF-12 TANK FITTING | |

### Backflow Preventer

| | | | | |
|---|---|---|---|---|
| 1 | EA | 65336 | 40-4A3-3AM 110914 1/2" BACKFLOW PREVENTER | |
| 5 | EA | 52800 | 113-D25 1/2 X 2 1/2 BRASS NIPPLE | |

### Relief, Reducing, Combination Valves, and Drain-O-Tank Air Charger

| | | | | |
|---|---|---|---|---|
| 12 | EA | 65332 | 110190LF B-38 1/2 IN REDUCING VALVE | |
| 1 | EA | 65334 | 110192 FB-38 1/2 IN REDUCING VALVE W/FASTFILL | |
| 12 | EA | 65333 | 110196 B7-12 3/4 IN REDUCING VALVE | |
| 1 | EA | 65338 | 110197LF F-3 1/2 IN BRASS DUAL UNIT VALVE W/FASTFILL | |
| 1 | EA | 65335 | 113041 DT2 DRAIN-O-TANK AIR CHARGER | |
| 1 | EA | 65286 | 189160 STRAINER AND GASKET | |

### Flo-Control Valves Straight-Angle Pattern

| | | | | |
|---|---|---|---|---|
| 6 | EA | 65345 | 107034 SA3/4 IN FLO CONTROL VALVE | |
| 6 | EA | 65346 | 107018 SA1 IN FLO CONTROL VALVE | |
| 6 | EA | 65347 | 107019 SA1-1/4 IN FLO CONTROL VALVE | |
| 6 | EA | 65348 | 107020 SA1-1/2 IN FLO CONTROL VALVE | |

## Bell & Gossett Differential Bypass Valve



- Controls excess flow in the system when there is reduction in demand
- Available in 3/4" connection
- All brass body with non-ferrous internals

The differential bypass valve is used in systems where heating loads may be excluded from the circuit as zone valves close. It controls the excess flow in the system by acting as a bypass while ensuring adequate flow to the remaining open circuits. The differential bypass valve helps reduce velocity noise caused by excess flow through the circuits while maintaining the pump head at a constant value.

| Model Number | Part Number | A In (mm) | B In (mm) | C In (mm) | D In (mm) | Connection Type | Weight (Lbs.) |
|---|---|---|---|---|---|---|---|
| DB-3/4 | 113247 | 3/4 (19) | 2-5/16 (59) | 1 (59) | 4 (104) | M, NPT | 1 |

| STD PKG | U/M | BERCOR NUMBER | DESCRIPTION | PC-1 EACH |
|---|---|---|---|---|
| 1 | EA | 65486 | 113247 DB-3/4 3/4" DIFFERENTIAL BYPASS VALVE | |

## FLEXCON INDUSTRIES Standard Compression Tanks



| STD PKG | U/M | BERCOR NUMBER | DESCRIPTION | PC-1 EACH |
|---|---|---|---|---|
| 1 | EA | 65374 | G818018 TP018 12X36 COMPRESSION TANK | |
| 1 | EA | 65373 | G818015 TP015 12X30 COMPRESSION TANK | |
| 1 | EA | 65375 | G818030 TP030 12X60 COMPRESSION TANK | |

## LEGEND VALVE Threaded Check Valves



T-451 check valves, constructed of heavy duty brass, prevent backflow while offering full flow performance with a minimum of turbulence or pressure loss. For residential and commercial applications.

### T-451 Check Valves

| STD PKG | U/M | BERCOR NUMBER | DESCRIPTION | PC-1 EACH |
|---|---|---|---|---|
| 1 | EA | 68531 | T-451 1IN CHECK VALVE | |
| 1 | EA | 68532 | T-451 1 1/4IN CHECK VALVE | |

### T-451 No Lead Check Valves

| | | | | |
|---|---|---|---|---|
| 1 | EA | 52706 | 105-105NL 1 IN T-451 CHECK VALVE NO LEAD | |
| 1 | EA | 52705 | 105-104NL 3/4 IN T-451 CHECK VALVE NO LEAD | |
| 1 | EA | 52707 | 105-106NL 1-1/4 IN T-451 CHECK VALVE NO LEAD | |

# Bell & Gossett Booster Pumps, Circulators, and Flanges



**100 Series**

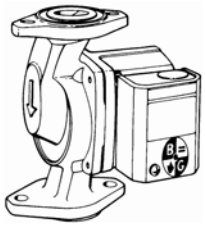

**NRF-25, NBF-25**

### 100NFI, 100BNFI 2NFI, and HVNFI

Bell & Gossett in-line oil lubricated booster pumps are designed for hydronic systems.

### LR20WF

The Little Red close-coupled booster pump is specifically designed for quiet operation in solar and hydronic systems.

### NRF-25, NBF-25

This flanged in-line system lubricated circulating pump is designed specifically for quiet operation in a closed hydronic heating system.

NRF-25: Cast iron

NBF-25: Bronze

**Date Of Manufacture Code**

**(The date code is made up of two or three characters depending upon the year.)**

| 1946-1960 Two characters. The number denotes the month. The letter denotes the year. | | | | 1961-1982 Two characters. The first letter is month. The second letter is the year. | | | | 1983-Present Three characters. The letter denotes the month. The numbers denote the year. | | | |
|---|---|---|---|---|---|---|---|---|---|---|---|
| 1 | January | G | 1946 | A | January | A | 1961 | A | January | 38 | 1983 |
| 2 | February | H | 1947 | BC | February | B | 1962 | B | February | 48 | 1984 |
| 3 | March | J | 1948 | D | March | C | 1963 | C | March | 58 | 1985 |
| 4 | April | K | 1949 | E | April | D | 1964 | D | April | 68 | 1986 |
| 5 | May | L | 1950 | F | May | E | 1965 | E | May | 78 | 1987 |
| 6 | June | M | 1951 | G | June | F | 1966 | F | June | 88 | 1988 |
| 7 | July | N | 1952 | H | July | G | 1967 | G | July | 98 | 1989 |
| 8 | August | P | 1953 | J | August | H | 1968 | H | August | 09 | 1990 |
| 9 | September | R | 1954 | K | September | J | 1969 | J | September | 19 | 1991 |
| 10 | October | T | 1955 | L | October | K | 1970 | K | October | 29 | 1992 |
| 11 | November | U | 1956 | M | November | L | 1971 | L | November | 39 | 1993 |
| 12 | December | V | 1957 | | December | M | 1972 | M | December | 49 | 1994 |
| | | W | 1958 | | | N | 1973 | | | 59 | 1995 |
| | | X | 1959 | | | P | 1974 | | | 69 | 1996 |
| | | Y | 1960 | | | R | 1975 | | | 79 | 1997 |
| | | | | | | T | 1976 | | | 89 | 1998 |
| | | | | | | U | 1977 | | | 99 | 1999 |
| | | | | | | V | 1978 | | | 00 | 2000 |
| | | | | | | W | 1979 | | | 10 | 2001 |
| | | | | | | X | 1980 | | | 20 | 2002 |
| | | | | | | Y | 1981 | | | 30 | 2003 |
| | | | | | | Z | 1982 | | | 40 | 2004 |
| | | | | | | | | | | 50 | 2005 |

### 3-Piece Oil Lubricated Booster Pumps

| STD PKG | U/M | BERCOR NUMBER | DESCRIPTION | PC-1 EACH |
|---|---|---|---|---|
| 1 | EA | 65364 | 106507 (LR20-WR) 1/20HP CAST IRON PUMP L/FLANGES | |
| 1 | EA | 65362 | 106197 100BNFI 1/12HP BRONZE PUMP L/FLANGES | |
| 1 | EA | 65363 | 106189 100NFI 1/12HP CAST IRON PUMP L/FLANGES | |
| 1 | EA | 65366 | 102214 2NFI 1/6HP 2IN CAST IRON PUMP W/FLANGES | |
| 1 | EA | 65369 | 102210 HVNFI 1/6HP 1IN CAST IRON PUMP L/FLANGE | |

### Maintenance Free Wet Rotor Circulator Pumps

| | | | | |
|---|---|---|---|---|
| 1 | EA | 61542 | 103417 NRF-25 3 SPEED CAST IRON PUMP L/FLANGES | |
| 1 | EA | 61938 | 103418 NBF-25 3 SPEED BRONZE PUMP L/FLANGES | |

### Flange Sets

| | | | | |
|---|---|---|---|---|
| 1 | PR | 65359 | 118347 3/4" BRONZE FLANGE SET | |
| 1 | PR | 65370 | 118346 3/4" FLANGE SET | |
| 1 | PR | 65371 | 118355 1" FLANGE SET | |
| 1 | PR | 65228 | 118356 1" BRONZE FLANGE SET | |
| 1 | PR | 65383 | 118370 1-1/4" FLANGE SET | |
| 1 | PR | 65384 | 118375 1-1/2" FLANGE SET | |

*Continued on the Following Page*

***Continued from the Previous Page***

### Isolation Flanges with Built-in Ball Valve

| STD PKG | U/M | BERCOR NUMBER | DESCRIPTION | PC-1 EACH |
|---|---|---|---|---|
| 1 | PR | 65249 | 101226 3/4"SWT X FLG ISOLATION FLANGE W/BALL VALVE | |
| 1 | PR | 65251 | 101227 1"SWT X FLG ISOLATION FLANGE W/BALL VALVE | |
| 1 | PR | 65264 | 101228 1-1/4"SWT X FLG ISOLATION FLANGE W/BALL VALVE | |

### HV Flanges

| | | | | |
|---|---|---|---|---|
| 1 | PR | 65387 | 118354 1" FLANGE SET | |
| 1 | PR | 65388 | 118372 1-1/4" FLANGE SET | |
| 1 | PR | 65361 | 118374 1-1/2" FLANGE SET | |

### Seal Kits

| For Use With | STD PKG | U/M | BERCOR NUMBER | DESCRIPTION | PC-1 EACH |
|---|---|---|---|---|---|
| 1510, 1531, Series 80, Series 90All Iron Constructions | 1 | EA | 65680 | 186862 SEAL KIT #1 | |
| PD-38-39-40, Series 60, Series 90, 1535 | 1 | EA | 65681 | 186499 SEAL KIT #2 | |
| | 1 | EA | 65684 | 118681 SEAL KIT #7 | |
| 1510, 1531, Series 80 | 1 | EA | 65683 | 186543 SEAL KIT #8 | |

## Bell & Gossett Series 60 Inline Centrifugal Pumps

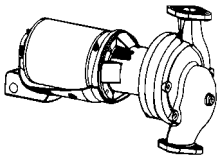

The 60 Series features a maintenance free pump and motor design that provides worry free, install and forget operation. These pumps are for use in hydronic heating and cooling systems, domestic water, industrial and general service.

| Pipe Size Suction | Pipe Size Discharge | STD PKG | U/M | BERCOR NUMBER | DESCRIPTION | PC-1 EACH |
|---|---|---|---|---|---|---|
| 1-1/4 | 1-1/4 | 1 | EA | 65703 | 172708 605S 115/230V 1/3HP 1PH PUMP | |
| 1-1/4 | 1-1/4 | 1 | EA | 65704 | 172667 606S 115/230V 1/2HP 1PH PUMP | |
| 1-1/2 | 1-1/2 | 1 | EA | 65705 | 172668 609S 115/230V 3/4HP 1PH PUMP | |
| 2 | 2 | 1 | EA | 65706 | 172669 612S 115/230V 1HP 1PH PUMP | |
| 1-1/4 | 1-1/4 | 1 | EA | 65707 | 172732 605T 208/230/460V 1/3HP 3PH PUMP | |
| 1-1/4 | 1-1/4 | 1 | EA | 65708 | 172733 606T 208/230/460V 1/2HP 3PH PUMP | |
| 1-1/2 | 1-1/2 | 1 | EA | 65710 | 172739 609T 208/230/460V 3/4HP 3PH PUMP | |
| 2 | 2 | 1 | EA | 65712 | 172745 612T 208/230/460V 1HP 3PH PUMP | |

Bell & Gossett **Parts Identification**

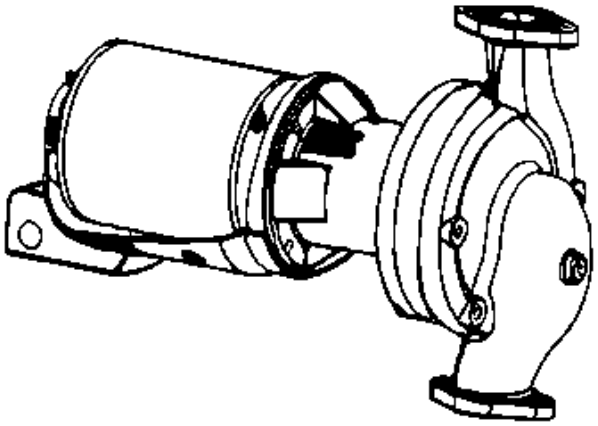

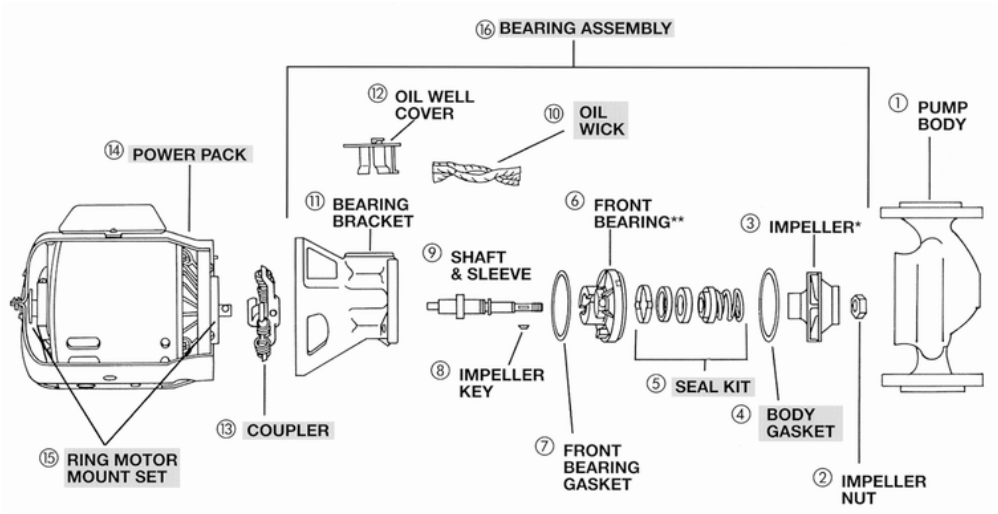


Circulator replacement parts for Series 100, Series HV, 2?, PR, 2-1/2?, LD-3 and HD-3 Models.
* Impeller not always included in bearing assembly.
** Shown rotated 90°.

Bell & Gossett **Parts Identification**

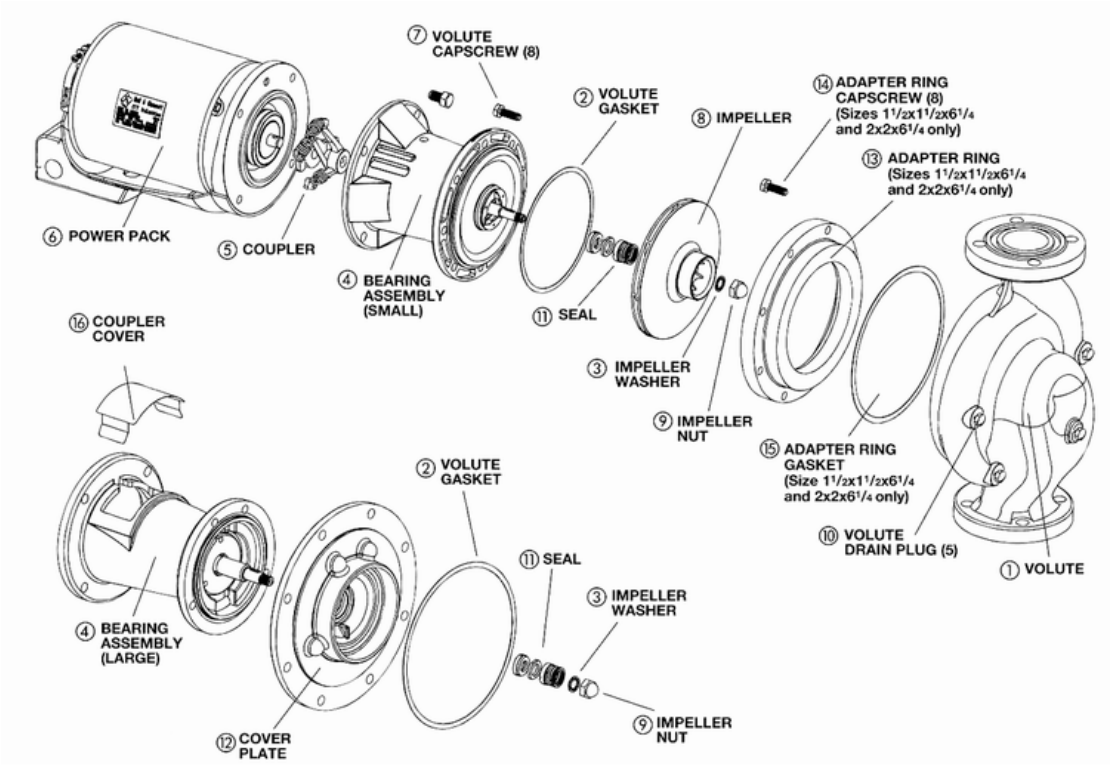


NOTE: Use liquid sealant in place of bearing gaskets on PD38, PD39, and PD40 pumps.

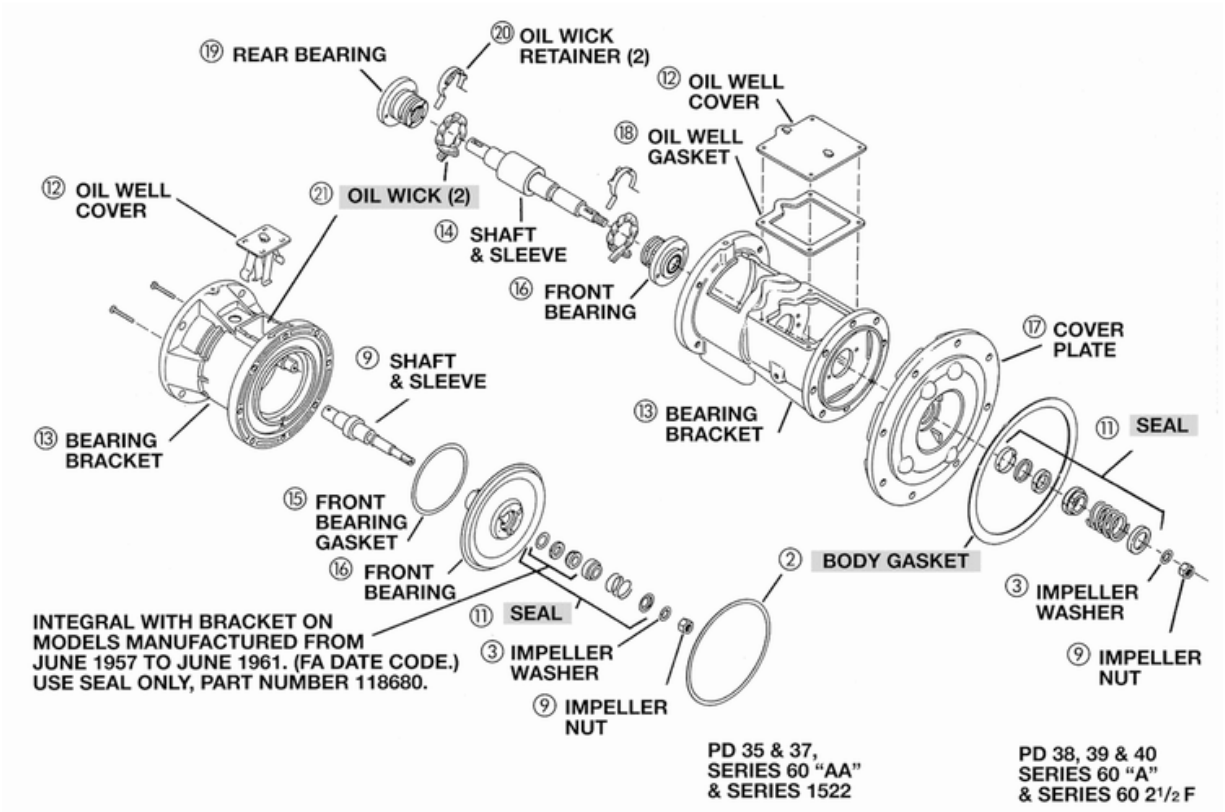

# Bell & Gossett Replacement Parts

## Parts for Series 100 (Manufactured after November 1956)

| Additional Product Information | STD PKG | U/M | BERCOR NUMBER | DESCRIPTION | PC-1 EACH |
|---|---|---|---|---|---|
| 100 NFI, 100 BI, 100 AB, 100 BNFI | 1 | EA | 65367 | 111034 1/12 HP MOTOR | |
| 100 NFI, 100 BI, 100 AB, 100 BNFI | 1 | SET | 65397 | 118223 MTG RING | |
| 100 NFI, 100 BI, 100 AB, 100 BNFI | 1 | SET | 65380 | 118368 FLANGE GASKET SET | |
| 100 NFI, 100 BI, 100 AB, 100 BNFI | 1 | SET | 65657 | 118395 OIL WICK | |
| 100 BI, 100 AB | 1 | EA | 65470 | 118431 IMPELLER | |
| 100 NFI, 100 BI, 100 AB, 100 BNFI | 1 | EA | 65684 | 118681 SEAL KIT #7 | |
| Cast Iron, 100 NFI, 100 BI, 100 AB, 100 BNFI | 1 | EA | 65649 | 118705 COUPLER | |
| 100 NFI, 100 BI | 1 | EA | 65403 | 118844 BEARING ASSY | |
| 100 AB, 100 BNFI | 1 | EA | 65398 | 189034 BRONZE BEARING ASSY | |
| Stamped Steel, 100 NFI,100 BI,100 AB,100 BNFI | 1 | EA | 65391 | 189110 COUPLER | |
| 100 NFI, 100 BNFI | 1 | EA | 65405 | 189132 IMPELLER | |
| — | 1 | EA | 65399 | L23401 B & G PUMP OIL TUBE | |
| 100 NFI, 100 BI, 100 AB, 100 BNFI | 1 | EA | 65389 | P04080 BODY GASKET | |

## Parts for Little Red (LR)

| | | | | | |
|---|---|---|---|---|---|
| 100 NFI, 100 BI, 100 AB, 100 BNFI | 1 | SET | 65380 | 118368 FLANGE GASKET SET | |
| | 1 | EA | 65543 | 189141 SEAL REPAIR KIT | |

## Parts for Series HV and 2" (Manufactured after January 1976)

| Used With | STD PKG | U/M | BERCOR NUMBER | DESCRIPTION | PC-1 EACH |
|---|---|---|---|---|---|
| — | 1 | EA | 65378 | 111061 1/6 HP 5 IN MOTOR | |
| — | 1 | SET | 65397 | 118223 MTG RING | |
| 2" Pumps | 1 | SET | 65544 | 118378 GASKET SET | |
| — | 1 | SET | 65657 | 118395 OIL WICK | |
| HV Pumps | 1 | SET | 65376 | 118373 FLANGE GASKET SET | |
| Cast Iron | 1 | EA | 65649 | 118705 COUPLER | |
| Stamped Steel | 1 | EA | 65391 | 189110 COUPLER | |
| — | 1 | EA | 65400 | 189128 IMPELLER | |
| — | 1 | EA | 65431 | 189165 BEARING ASSY CI OR BRNZ | |
| — | 1 | EA | 65399 | L23401 B & G PUMP OIL TUBE | |
| — | 1 | EA | 65390 | P04890 BODY GASKET | |

## Parts for Series HV and 2" (Manufactured Between January 1951 and June 1976)

| STD PKG | U/M | BERCOR NUMBER | DESCRIPTION | PC-1 EACH |
|---|---|---|---|---|
| 1 | SET | 65377 | 118065 GASKET SET | |
| 1 | EA | 65407 | 118436LF IMPELLER | |
| 1 | EA | 65660 | 118668 IMPELLER | |
| 1 | EA | 65684 | 118681 SEAL KIT #7 | |
| 1 | EA | 65432 | 189162 BEARING ASSY CI OR BRNZ | |
| 1 | EA | 65433 | 189163 BEARING ASSY CI OR BRNZ | |

## Parts for PR, 2-1/2", LD-3, and HD-3 (Manufactured After 1950)

| Product Information | STD PKG | U/M | BERCOR NUMBER | DESCRIPTION | PC-1 EACH |
|---|---|---|---|---|---|
| 2-1/2", LD-3 | 1 | EA | 65341 | 111040 1/4HP 115V MOTOR | |
| HD-3 | 1 | EA | 65342 | 111042 1/3HP 115/230V MOTOR | |
| PR | 1 | EA | 65368 | 111031 1/6 HP MOTOR | |
| 2-1/2~B2, LD-3, and HD-3 | 1 | SET | 65547 | 118129 GASKET SET | |
| — | 1 | SET | 65397 | 118223 MTG RING | |
| 2-1/2", LD-3, HD-3 | 1 | SET | 65396 | 118228 MTG RING | |
| PR | 1 | SET | 65380 | 118368 FLANGE GASKET SET | |
| — | 1 | SET | 65657 | 118395 OIL WICK | |
| — | 1 | EA | 65546 | 118440 BRONZE IMPELLER | |
| 2-1/2", LD-3 | 1 | EA | 65545 | 118676 STEEL IMPELLER | |
| — | 1 | EA | 65684 | 118681 SEAL KIT #7 | |
| PR-Cast Iron | 1 | EA | 65649 | 118705 COUPLER | |
| 2-1/2~B2, LD-3, and HD-3 | 1 | EA | 65392 | 118723 COUPLER | |
| — | 1 | EA | 65650 | 189105 BEARING ASSY | |
| PR-Stamped Steel | 1 | EA | 65391 | 189110 COUPLER | |
| — | 1 | EA | 65399 | L23401 B & G PUMP OIL TUBE | |
| — | 1 | EA | 65653 | P05800 BODY GASKET | |

***Continued on the Following Page***

***Continued from the Previous Page***

### Parts for Series PD

| For Models | STD PKG | U/M | BERCOR NUMBER | DESCRIPTION | PC-1 EACH |
|---|---|---|---|---|---|
| PD-35 | 1 | EA | 65385 | 111044 1/2HP 115/230V 1PH MOTOR | |
| PD-35 | 1 | EA | 65381 | 111046 1/2HP 208/230/460V 3PH MOTOR | |
| PD-37 | 1 | EA | 65382 | 111047 3/4HP 115/230V 1 PH MOTOR | |
| PD-37 | 1 | EA | 65355 | 111049 3/4HP 208/230/460V 3PH MOTOR | |
| PD-35, 37, 38, 39 | 1 | SET | 65547 | 118129 GASKET SET | |
| PD-35, 37 | 1 | SET | 65396 | 118228 MTG RING | |
| PD-35, 37 | 1 | SET | 65657 | 118395 OIL WICK | |
| PD-35, 37 | 1 | EA | 65673 | 118473 COUPLER | |
| PD-35 | 1 | EA | 65492 | 118630 IMPELLER | |
| PD-35, 37 | 1 | EA | 65670 | 118708 COUPLER | |
| PD-35, 37 | 1 | EA | 65672 | 118709 COUPLER | |
| PD-38, 39 | 1 | EA | 65236 | 169232 1HP 115/208-230V 1PH MOTOR | |
| PD-38, 39 | 1 | EA | 65237 | 169233 1HP 208-230/460V 3PH MOTOR | |
| PD-38, 39 | 1 | EA | 65337 | 185260 BEARING ASSY | |
| PD-38 | 1 | EA | 65681 | 186499 SEAL KIT #2 | |
| PD-35 | 1 | EA | 65684 | 118681 SEAL KIT #7 | |
| PD-35, 37 | 1 | EA | 65655 | 186863LF BEARING ASSY | |
| PD-38, 39 | 1 | EA | 65549 | P04883 OIL WICK | |
| PD-35, 37 | 1 | EA | 65668 | P57410 VOLUTE GASKET | |
| PD-38, 39 | 1 | EA | 65669 | P57700 BODY GASKET | |

## Bell & Gossett Replacement Parts

### Parts and Motors for Series 60 Maintenance Free Pumps

| For Use With | STD PKG | U/M | BERCOR NUMBER | DESCRIPTION | PC-1 EACH |
|---|---|---|---|---|---|
| PD-35, 37 | 1 | EA | 65673 | 118473 COUPLER | |
| | 1 | EA | 65230 | 169226 1/3HP 115/208-230V 1PH MOTOR | |
| | 1 | EA | 65231 | 169227 1/3HP 208-230/460V 3PH MOTOR | |
| | 1 | EA | 65232 | 169228 1/2HP 115/208-230V 1PH MOTOR | |
| | 1 | EA | 65233 | 169229 1/2HP 208-230/460V 3PH MOTOR | |
| | 1 | EA | 65234 | 169230 3/4HP 115/208-230V 1PH MOTOR | |
| | 1 | EA | 65235 | 169231 3/4HP 208-230/460V 3PH MOTOR | |
| | 1 | EA | 65469 | 185329 COUPLER | |
| | 1 | EA | 65468 | 185332 BEARING ASSY | |

### Parts and Motors for Series 60 Pumps

| | | | | | |
|---|---|---|---|---|---|
| PD-35 | 1 | EA | 65385 | 111044 1/2HP 115/230V 1PH MOTOR | |
| PD-35 | 1 | EA | 65381 | 111046 1/2HP 208/230/460V 3PH MOTOR | |
| PD-37 | 1 | EA | 65382 | 111047 3/4HP 115/230V 1 PH MOTOR | |
| PD-37 | 1 | EA | 65355 | 111049 3/4HP 208/230/460V 3PH MOTOR | |
| | 1 | EA | 65357 | 118626 IMPELLER | |
| PD-38, 39 | 1 | EA | 65237 | 169233 1HP 208-230/460V 3PH MOTOR | |
| | 1 | EA | 65638 | 169037 1/4HP 208/230/460V 3PH MOTOR | |
| | 1 | EA | 65344 | 169035 1/4HP 115V 1PH MOTOR | |
| | 1 | EA | 65353 | 169038 1/3HP 115/230V 1PH MOTOR | |
| PD-38, 39 | 1 | EA | 65236 | 169232 1HP 115/208-230V 1PH MOTOR | |
| PD-38, 39 | 1 | EA | 65337 | 185260 BEARING ASSY | |
| | 1 | EA | 65356 | 186410 COUPLER | |
| PD-35, 37 | 1 | EA | 65655 | 186863LF BEARING ASSY | |

### Parts for Series 80, 1510, and 1531

| | | | | | |
|---|---|---|---|---|---|
| | 1 | EA | 65227 | 185011 BEARING ASSY | |
| | 1 | EA | 65225 | 185140 1-1/4" SHAFT SLEEVE | |
| | 1 | EA | 65226 | 185142 1-5/8" SHAFT SLEEVE | |
| | 1 | EA | 65683 | 186543 SEAL KIT #8 | |
| | 1 | EA | 65680 | 186862 SEAL KIT #1 | |
| | 1 | EA | 65679 | P48690 GASKET | |
| PD-38, 39 | 1 | EA | 65669 | P57700 BODY GASKET | |

# Pumps and Accessories

## Flanges, Zone Valves, Zone Switching Relays and Parts



0010-F3



0011-F4-2IFC



007-F7



110



0012, 0013, and 0015



VR1816



VT2218



Freedon Flanges



Swivel Flanges

### 0010-F3 Cartridge Circulator

This cast iron, flanged circulator is designed for all open-loop fresh water systems. The "00" family replaceable cartridge contains all of the moving parts for easy removal and service

### 0011-F4-2IFC Cartridge Circulator

This high velocity circulator includes an integral flow check (IFC). The removeable, spring-loaded IFC replaces a separate in-line flow check and prevents gravity flow when the circulator is not operating. Cast iron casing.

### 007-F7 Cartridge Circulator

The 007-F7 features a high efficiency design and a unique black iron oxide barrier to resist system dirt. It provides the same 007 performance with lower power usage. The cartridge is easily accessed for removal and service.

### 110 Red Baron Circulator

This circulator, designed for residential or light commercial hydronic systems features a one-piece, non-ferrous impeller; stainless steel shaft; bronze sleeve bearing; two-piece, carbon/ceramic seal assembly; and one-piece spring coupling.

### 3-Speed Cartridge Circulators with Integral Flow Check (IFC)

The removable, uni-body integral flow check prevents gravity flow, reduces installation costs, and improves pump performance.

- The **0012** is designed to reduce installation costs when zoning with "00® circulators on high flow/medium head applications in large residential and light commercial systems.
- The **0013** is specifically designed for high head/high flow applications in large residential and light commercial systems. Universal flange dimesions and orientation allows the 0013 to easily replace other models. Compact low power consumption design makes it ideal for high-efficiency jobs.
- The **0015** pump is designed for the wide range of flow and head requirements of today's hydronic heating systems. Its 3-speed switching capability provides fine tuning control to match a wide combination of tube diameters and length of runs. The 0015 delivers the highest starting torque in its class.

### VR1816 Viridian High-Efficiency Circulator

The Viridian VR1816 circulator is an infinitely variable speed, high-efficiency wet rotor circulator with an ECM permanent magnet motor. Operating modes include infinitely variable fixed speed and self-adjusting constant pressure or proportional pressure variable speed.

### VT2218 Viridian High-Efficiency Circulator

The Viridian VT2218 circulator is a temperature sensing, self-adjusting, variable speed wet rotor circulator with an ECM permanent magnet motor. Operating modes include Delta-T differential temperature, 4 fixed speeds, set point heat, set point cool and boiler protection.

### Shut-off Freedom Flanges

- Make quick work of installations with Taco's new flanges. They are now easy-on and easy-off with a common adjustable wrench.
- Cast iron flanges have NPT connection
- Bronze flanges have sweat connection

### Swivel Shut-off Freedom Flanges

The Freedom Swivel Flange is a combination full-port shut-off valve and companion flange for most Taco circulators. The simple quarter-turn, lever handle operation allows for easy isolation, removal, and service of circulators wihtout draining the systems. Sweat connections rated for 240° F, 150# wp. Solid brass body with chrome plated brass ball valve.



*Continued on the Following Page*

## Pumps

| STD PKG | U/M | BERCOR NUMBER | DESCRIPTION | PC-1 EACH |
|---|---|---|---|---|
| 1 | EA | 61594 | 0010-F3 1/8HP 115/1 CAST IRON CIRCULATOR | |
| 1 | EA | 65498 | 0011-F4-2IFC TACO PUMP W/IFC | |
| 1 | EA | 69487 | 007-F7 1/30 HP CARTRIDGE CIRCULATOR | |
| 1 | EA | 65763 | 110-24 1/12 HP 115VOLT CAST IRON CIRCULATOR | |

## 3-Speed Pumps

| | | | | |
|---|---|---|---|---|
| 1 | EA | 65132 | 0012-MSF1-IFC 3 SPD STD FLANGE CAST IRON CIRCULATOR | |
| 1 | EA | 65133 | 0013-MSF1-IFC 3 SPD STD FLANGE CAST IRON CIRCULATOR | |
| 1 | EA | 65502 | 0015 MSF3-IFC 3SPD PUMP CIRCULATOR 00R | |
| 1 | EA | 65746 | 110-251F 3/4IN FLANGE SET F/00 PUMPS | |
| 1 | EA | 65747 | 110-252F 1IN FLANGE SET F/00 PUMPS | |
| 1 | EA | 65748 | 110-253F 1 1/4IN FLANGE SET F/00 PUMPS | |
| 1 | EA | 65749 | 110-254F 1 1/2IN FLANGE SET F/00 PUMPS | |
| 1 | EA | 65134 | 194-1540F 1 1/4IN FLANGE | |
| 1 | EA | 65135 | 194-1542F 1 1/2IN FLANGE | |
| 1 | EA | 65136 | 194-2124F 2IN FLANGE | |

## Viridian Pumps

| | | | | |
|---|---|---|---|---|
| 1 | EA | 61595 | VR1816 HY1-FC2A00 ECM VARIABLE SPEED CIRCULATOR | |
| 1 | EA | 61596 | VT2218 HY1-FC1A00 ECM VARIABLE SPEED CIRCULATOR | |

## Shut-off Freedom Flanges, Swivel

| For Use With | STD PKG | U/M | BERCOR NUMBER | | PC-1 EACH |
|---|---|---|---|---|---|
| 005-0011, 0013-0015, 00R, 110-113, 2400-10/20/45/50 | 1 | EA | 83728 | SF-075S 3/4IN BRASS SHUT-OFF SWIVEL FLANGE | |
| 005-0011, 0013-0015, 00R, 110-113, 2400-10/20/45/50 | 1 | EA | 83729 | SF-100S 1IN BRASS SHUT-OFF SWIVEL FLANGE | |
| 005-0011, 0013-0015, 00R, 110-113, 2400-10/20/45/50 | 1 | EA | 83730 | SF-125S 1 1/4IN BRASS SHUT-OFF SWIVEL FLANGE | |

## Boiler Zone Controls and Valves

| STD PKG | U/M | BERCOR NUMBER | DESCRIPTION | PC-1 EACH |
|---|---|---|---|---|
| 1 | EA | 65319 | 329-3-4 1/2IN FAST FILL REDUCING VALVE | |
| 1 | EA | 65777 | 571-2 3/4IN TACO ZONE VALVE | |
| 1 | EA | 64973 | 572-3 1IN TACO ZONE VALVE | |
| 1 | EA | 65427 | SR501-4 1 ZONE SWITCHING RELAY | |
| 1 | EA | 65428 | SR502-4 2 ZONE SWITCHING RELAY W/PRIORITY | |
| 1 | EA | 65429 | SR503-EXP-4 3 ZONE SWITCHING RELAY W/PRIORITY AND 3 POWER PORTS | |
| 1 | EA | 65450 | SR504-EXP-4 4 ZONE SWITCHING RELAY W/PRIORITY AND 3 POWER PORTS | |
| 1 | EA | 65453 | SR506-EXP-4 6 ZONE SWITCHING RELAY W/PRIORITY AND 3 POWER PORTS | |
| 1 | EA | 66526 | ZA024Q4A1 24V ACTUATOR ZONE SENTRY HEAD | |
| 1 | EA | 61597 | ZO75T2-2 3/4IN THREADED ZONE SENTRY | |
| 1 | EA | 61598 | ZVC-403 3 ZONE VALVE CONTROL WITH PRIORITY | |
| 1 | EA | 63898 | ZVC406-EXP-4 6 ZONE VALVE CONTROL W/PRIORITY AND POWER PORTS | |

## Parts

| Fits the Following Units | STD PKG | U/M | BERCOR NUMBER | DESCRIPTION | PC-1 EACH |
|---|---|---|---|---|---|
| 007 Pump | 1 | SET | 65756 | 007-007RP FLANGE GASKET SET | |
| 007 Pump | 6 | EA | 65767 | 007-045RP BRONZE CARTRIDGE | |
| 007 & 100 Pumps | 1 | SET | 65764 | 110-023RP FLAT FLANGE GASKET SET | |
| 555 Zone Valve | 1 | EA | 65766 | 555-050RP TACO POWER UNIT | |
| 1600 Pump | 1 | EA | 65751 | 1600-160RP-1 CARTRIDGE BEARING | |
| 1600 Pump | 1 | SET | 65752 | 1600-169RP FLANGE GASKET SET | |
| 1600 Pump | 1 | KIT | 65753 | 1600-868CRP 1600-846CRP 1700RP SEAL KIT | |
| 1/2" Zone Valve | 1 | EA | 65760 | E050C2-3 1/2IN SWEAT ELECTRONIC BALL VALVE | |
| 3/4" Zone Valve | 1 | EA | 65322 | Z075C2-1 3/4IN SWEAT ZONE SENTRY | |
| 1" Zone Valve | 1 | EA | 65323 | Z100C2-1 1IN SWEAT ZONE SENTRY | |

# Boiler Accessories




AP400



700P



HTX15



109, 110

## Air Purgers and Hydronic Vent

| STD PKG | U/M | BERCOR NUMBER | DESCRIPTION | PC-1 1–5 | PC-2 6 |
|---|---|---|---|---|---|
| 1 | EA | 65409 | AP400/U 1" AIR PURGER | | |
| 1 | EA | 65410 | AP401/U 1-1/4" (432F) AIR PURGER | | |
| 1 | EA | 65411 | AP402/U 1-1/2" AIR PURGER | | |
| 1 | EA | 65414 | 700P TUNSTALL HYDRONIC VENT | | |

## Diaphragm Type Expansion Tanks

| | | | | | |
|---|---|---|---|---|---|
| 1 | EA | 65422 | HTX90 #90 15 GALLON TANK | | |
| 1 | EA | 65441 | HTX15 #15 2.1 GALLON TANK | | |
| 1 | EA | 65442 | HTX30 #30 4.5 GALLON TANK | | |
| 1 | EA | 65443 | HTX60 #60 6 GALLON TANK | | |
| 1 | EA | 65119 | SXHT 30 15 GALLON FLOOR MOUNT TANK | | |
| 1 | EA | 65120 | SXHT 60 33 GALLON FLOOR MOUNT TANK | | |
| 1 | EA | 65121 | SXHT 90 44 GALLON FLOOR MOUNT TANK | | |

## Fill-Trol Expansion Tanks

| STD PKG | U/M | BERCOR NUMBER | DESCRIPTION | PC-1 EACH |
|---|---|---|---|---|
| 1 | EA | 68110 | 109 FILL-TROL 2 GALLON EXPANSION TANK PKG | |
| 1 | EA | 68111 | 110 FILL-TROL 4.4 GALLON EXPANSION TANK PKG | |

# ProLine® Series B200T/S Series Fully Ported Ball Valves

Professional Plumbing & Heating Products

## No Lead, For Gas Service

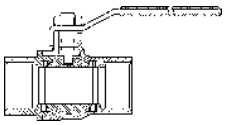

- For water, oil, and steam service.
- Cast bronze body.
- Meets Federal Specification WW-V-35 C, Type II Class A Style 3 end connections A and C (threaded and solder).

**Pressure Ratings:** Water, air, steam, and non-combustible gases: 1/2" to 2"; 600 PSI WOG cold, non-shock, 150 WSP
Vacuum Service: 20" mercury
**AGA Listed:** Z21.15 standard for 1/2" through 2" at 1/2 PSI for appliance shutoff applications.
**AGA Listed:** 3-88 for 1/2" through 2" at 5 PSI for inside building piping.
**ANSI and ASME Listed:** B16.33 for 1/2" through 1" at 125 PSI.

## No Lead Threaded Connection Ball Valves

| STD PKG | U/M | BERCOR NUMBER | DESCRIPTION | PC-1 1–5 | PC-2 6 |
|---|---|---|---|---|---|
| 20 | EA | 74812 | 107-823NL/ B200T 1017 1/2IN BALL VALVE | | |
| 15 | EA | 74813 | 107-824NL /B200T 1025 3/4IN BALL VALVE | | |
| 10 | EA | 74814 | 107-825NL /B200T 1033 1IN BALL VALVE | | |
| 4 | EA | 74815 | 107-826NL /B200T 1041 1-1/4IN BALL VALVE | | |
| 2 | EA | 74816 | 107-827NL /B200T 1058 1-1/2IN BALL VALVE | | |
| 2 | EA | 74817 | 107-828NL /B200T 1066 2IN BALL VALVE | | |

## No Lead Sweat Connection Ball Valves

| | | | | | |
|---|---|---|---|---|---|
| 25 | EA | 74818 | 107-843NL /B200S 7015 1/2IN BALL VALVE | | |
| 15 | EA | 74819 | 107-844NL /B200S 7023 3/4IN BALL VALVE | | |
| 10 | EA | 74820 | 107-845NL /B200S 7031 1IN BALL VALVE | | |
| 4 | EA | 74821 | 107-846NL /B200S 7049 1-1/4IN BALL VALVE | | |
| 2 | EA | 74822 | 107-847NL B200S 7056 1-1/2IN BALL VALVE | | |
| 2 | EA | 74823 | 107-848NL /B200S 7064 2IN BALL VALVE | | |

# Honeywell Hydronic Controls


AQ1000TN2


AQ250


AQ251


AQ254


AQ255

### Communicating Thermostat

- Communication enables easy 2-wire "polarity insensitive" installation for quick and easy wiring of both retrofit and new construction jobs.
- Can display temperature as Fahrenheit or Celsius.
- Easy-to-read backlit display.
- Settings memory retained on power loss.
- Separate installer set-up and homeowner menus.

### AQ250 and AQ25A Relay Control Panels

- For up to 4 zones
- 1-stage zoning
- Controls pumps or zone valves
- Can be expanded to a total of 16 zones with AQ255 zoning expansion panels.

### AQ251 Reset Control Panels

- The features of AQ250 plus:
- Customizable control settings and schedules allow for greater level of control and comfort.
- Outdoor temperature compensation (reset)
- Allows outdoor temperature to be displayed on all thermostats
- Central set-back schedules available

### AQ254 Expansion Control Panel

- Controls one mixed temperature loop
- Outdoor temperature compensation (reset)
- Zone synchronization
- Customizable control settings

### AQ255 Expansion Panels

- AQ255 controls up to 16 zone valves without end switches
- Zone synchronization
- Auto test function to test zones at system start up

### Communicating Thermostat

| STD PKG | U/M | BERCOR NUMBER | DESCRIPTION | PC-1 EACH |
|---|---|---|---|---|
| 1 | EA | 73837 | AQ1000TN2/U NON-PROGRAMMABLE 2-WIRE THERMOSTAT | |
| 1 | EA | 73836 | AQ12C20/U SLAB FLOOR SENSOR | |

### Control Panels

| | | | | |
|---|---|---|---|---|
| 1 | EA | 73833 | AQ25042B/U CONTROLLER WITH DHW PRIORITY 4 ZONES OF PUMPS | |
| 1 | EA | 73831 | AQ25110B/U RESET CONTROLLER WITH DHW PRIORITY | |
| 1 | EA | 73847 | AQ25A42B/U PROGRAMMABLE RELAY CONTR OL PANEL 4 ZONE PUMP/VALVE | |
| 1 | EA | 73848 | AQ25242B/U UNIVERSAL INJECTION/MIXI NG BOILER RESET CONTROL PANEL | |

### Expansion Panels

| | | | | |
|---|---|---|---|---|
| 1 | EA | 73832 | AQ25400B/U ADD-A-TEMPERATURE EXPANSION CONTROL PANEL | |
| 1 | EA | 73834 | AQ25542B/U ZONING PANEL FOR 4 PUMPS EXPANSION PANEL | |
| 1 | EA | 73835 | AQ25582B/U ZONING PANEL FOR 8 PUMPS EXPANSION PANEL | |

Honeywell Braukmann

# Thermostatic Radiator Valves and Valve Bodies

## For Two Pipe Systems



T104A



T104B



V110D



V110F

### T104A

Direct mount control for high capacity system for use with V110 Series valve bodies. Air sensor built-in. Setting dial has guide marks (1-5) with selectable range limit stop at 68° F. This type of control requires mounting in horizontal position in good air flow.
Control Range: 46 to 83° F.

### T104B

Control with combined remote set point and sensor mounted on a wall. Connected by a capillary tube to an actuator, which is mounted on the valve body. For use with V110 valve bodies.

### V110 High Capacity Radiator Valve

Provide precise and automatic control of room temperature in two-pipe systems by modulating the flow of hot water or steam through free-standing radiators, convectors, and other heating units with high capacity requirements.

| STD PKG | U/M | BERCOR NUMBER | DESCRIPTION | PC-1 EACH |
|---|---|---|---|---|
| 1 | EA | 74984 | T104A1040 THERM CONTROLLER | |
| 1 | EA | 74985 | T104B1038 THERM CONTROLLER | |
| 5 | EA | 74988 | V110D1000/U 1/2IN ST RADIATOR VALVE | |
| 5 | EA | 74989 | V110D1008/U 3/4IN ST RADIATOR VALVE | |
| 5 | EA | 74992 | V110F1002/U 1/2IN H/A RADIATOR VALVE | |
| 5 | EA | 74993 | V110F1010/U 3/4IN H/A RADIATOR VALVE | |

Bell & Gossett

# Watchman® Condensate Units

## Open Drip Proof Motors Only, Single Phase 115/230V



**Series WC:** Cast Iron Receiver Condensate Unit
**Series WCS:** Steel Receiver Condensate Unit
**Capacity Up to:** 8,000 Sq. Ft. EDR
**Discharge Pressure:** 21 psig
**Delivery:** 12 gpm
**Motor Horsepower:** 1/3
**Receiver Capacity:** 9 Gallons
**Approx. Shipping Weight:** WC 160 lbs.; WCS 108 lbs.

| STD PKG | U/M | BERCOR NUMBER | DESCRIPTION | PC-1 EACH |
|---|---|---|---|---|
| 1 | EA | 65539 | WC8-20B CAST IRON REC. CONDENSATE UNIT | |
| 1 | EA | 65540 | WCS8-20B STEEL REC. CONDENSATE UNIT | |

## LEGEND VALVE Radiator Valves



T-431YB



T-435



T-438

**T-431YB (Yellow Brass):** steam angle radiator valve with screwed bonnet, rising stem and composition disc.
**T-435:** steam radiator gate valve constructed of heavy duty bronze with screw-over bonnet, non-rising stem, solid wedge disc, and integral seats.
**T-438**: Union elbow constructed of heavy duty bronze with male union.

| STD PKG | U/M | BERCOR NUMBER | DESCRIPTION | PC-1 EACH |
|---|---|---|---|---|
| 48 | EA | 65447 | T-431YB 3/4IN STEAM ANGLE RADIATOR VALVE | |
| 1 | EA | 65533 | T-431YB 1IN STEAM ANGLE RADIATOR VALVE | |
| 1 | EA | 65534 | T-431YB 1-1/4IN STEAM ANGLE RADIATOR VALVE | |
| 36 | EA | 65449 | T-435 1IN STEAM RADIATOR VALVE | |
| 1 | EA | 65536 | T-438 1IN UNION ELBOW | |
| 1 | EA | 65535 | 110-164NL T-438 3/4IN UNION ELBOW | |

## LEGEND VALVE Hot Water Angle Valves



The T-437 hot water angle valves are constructed of heavy duty bronze. They have a screwed bonnet, rising stem and bronze disc. Each valve is tested twice: air under water, in the open and closed position.

| STD PKG | U/M | BERCOR NUMBER | DESCRIPTION | PC-1 EACH |
|---|---|---|---|---|
| 6 | EA | 63897 | T-437 I.P.S. 1IN HOT WATER ANGLE VALVE | |
| 7 | EA | 63895 | T-437 I.P.S. 3/4IN HOT WATER ANGLE VALVE | |
| 7 | EA | 63890 | T-437 I.P.S. 1/2IN HOT WATER ANGLE VALVE | |

## LEGEND VALVE Cast Iron Strainer



- 250 WSP, 500 WOG threaded ends.
- 304 stainless steel 20 mesh screen.
- Closure plug furnished.

| STD PKG | U/M | BERCOR NUMBER | DESCRIPTION | PC-1 EACH |
|---|---|---|---|---|
| 1 | EA | 65448 | T-17 3/4IN CAST IRON STRAINER | |

# LEGEND VALVE Boiler Drain



R-670



T-521

**R-670 Ecoturn Boiler Drain**
- 1/4" turn ball type valve

**T-521 No Lead Boiler Drains**
- Meets ANSI/NSF 61-8
- 125 WOG MIPX hose
- 1/2" has combination 1/2" MIP and 1/2" solder inlet connection

| STD PKG | U/M | BERCOR NUMBER | DESCRIPTION | PC-1 EACH |
|---|---|---|---|---|
| 1 | EA | 65255 | R-670 1/2IN ECOTURN BRASS MALE BOILER DRAIN | |
| 1 | EA | 65256 | R-670 3/4IN ECOTURN BRASS MALE BOILER DRAIN | |
| 1 | EA | 52708 | 107-143NL 1/2IN T-521 BOILER DRAIN | |
| 1 | EA | 52709 | 107-144NL 3/4IN T-521 BOILER DRAIN | |

# WATTS® REGULATOR Steam Specialties Thermostatic Trap

## Low Pressure up to 15 P.S.I.



WFT-15 is designed to provide continuous air venting and separate condensate draining with maximum efficiency and service. Maximum allowable pressure 250 psi @ 406° F. Stainless steel internal components.

| STD PKG | U/M | BERCOR NUMBER | DESCRIPTION | PC-1 EACH |
|---|---|---|---|---|
| 1 | EA | 65452 | WFT-15 37100 3/4IN FLOAT & THERMOSTATIC STEAM TRAP | |

# WATTS® REGULATOR Low Pressure Thermostatic Traps

## Pressures up to 25 PSI



This low pressure trap has cast brass body and cover. All working parts of non-corrosive metals. Single thermostatic element with flat valve assures maximum valve opening with minimum disc travel. Eliminates disc fatigue, erosion, wire drawing, or excessive wear of seat. Large seat opening prevents clogging.

| STD PKG | U/M | BERCOR NUMBER | DESCRIPTION | PC-1 EACH |
|---|---|---|---|---|
| 1 | EA | 65553 | 1 GAP 36040 1/2IN ANGLE THERMOSTATIC RADIATOR STEAM TRAP | |
| 1 | EA | 65557 | 3 GHAP 36046 3/4IN ANGLE THERMOSTATIC RADIATOR STEAM TRAP | |

# Pressure Relief and Safety Valves



### 335 ASME Water Pressure Relief Valve

- Compact pressure relief valve for smaller hot water boilers.
- Bronze body
- Female inlet and outlet connections



### 174 and 374 ASME Water Pressure Relief Valves

For pressure protection of hot water heating boilers. Designed for emergency safety relief; not to be used as an operating control.

**174**

- Bronze body
- Female inlet and outlet connections

**374**

- Iron body
- Forged bronze female inlet



### 315 and 415 ASME Steam Safety Valves

Provide protection for any low pressure steam heating equipment operating up to 15 psi.

**315**

- Bronze body
- NPT threaded male inlet and threaded female outlet (drain) connections

**415**

- Brass body
- NPT threaded male inlet and threaded female outlet (drain) connections

| Size (In.) | Capacity at Set Pressure | STD PKG | U/M | BERCOR NUMBER | DESCRIPTION | PC-1 L/CTN | PC-2 F/CTN |
|---|---|---|---|---|---|---|---|
| 3/4 | 510,000 BTU/Hr at 30 psi | 50 | EA | 65736 | 335-M1 335M2-030 3/4IN 30 PSI 0342670 PRESSURE RELIEF VALVE | | |
| 3/4 | 650,000 BTU/Hr at 30 psi | 25 | EA | 65591 | 174A 274683 3/4IN 100PSI WATER PRESSURE RELIEF VALVE | | |
| 3/4 | 550,000 BTU/Hr at 30 psi | 25 | EA | 65590 | 374A 358553 3/4IN 30PSI WATER PRESSURE RELIEF VALVE | | |
| 3/4 | 375 lbs./hr. at 15 psi | 25 | EA | 65595 | 315-M1 342615 3/4IN X 3/4IN 15PSI STEAM SAFETY VALVE | | |
| 3/4 | 450 lbs./hr. at 15 psi | 25 | EA | 65596 | 415-M1 346045 3/4IN X 3/4IN 15PSI STEAM SAFETY VALVE | | |

# P&T Relief Valves



**1XL and 100XL:** temperature relief 210° F.

**Replacement of P&T Valves:** To comply with FHA, AGA, and ASA requirements any water heater input in excess of 15,000 BTU must use a 3/4" relief valve.

| STD PKG | U/M | BERCOR NUMBER | DESCRIPTION | PC-1 1-9 | PC-2 10 |
|---|---|---|---|---|---|
| 25 | EA | 65709 | 1XL 1/2IN 125PSI TEMPERATURE & PRESSURE RELIEF VALVE | | |
| 50 | EA | 65702 | 100XL 66090 3/4IN 125PSI TEMPERATURE & PRESSURE RELIEF VALVE | | |
| 50 | EA | 65711 | 100XL 66100 3/4IN 150PSI TEMPERATURE & PRESSURE RELIEF VALVE | | |

## P & T Valve

| STD PKG | U/M | BERCOR NUMBER | DESCRIPTION | PC-1 EACH |
|---|---|---|---|---|
| 1 | EA | 62066 | 9000071005 5/8IN T&P VALVE 150# | |

## Gauge Glass and Cutter for Steam Boilers



**H1-18 Gauge**



**GGW-6812**



**Gauge Glass Cutter**

The 997 Gauge Glass Cutter cuts up to 3/4" O.D. glass and also cuts oil burner insulators.

| STD PKG | U/M | BERCOR NUMBER | DESCRIPTION | PC-1 EACH |
|---|---|---|---|---|
| 1 | EA | 65624 | 510-218-145 GAUGE COCK | |
| 1 | EA | 65626 | 997 GAUGE GLASS CUTTER | |
| 100 | EA | 65622 | GGW-6812 GASKET | |
| 6 | EA | 65625 | H1-18 5/8 X 18 STANDARD GAUGE GLASS | |

## Air Eliminator



Taco Hy-Vents have become the industry standard for dependable long life service. The high capacity float style vents can be placed either on the boiler or at the high points throughout the system. Now with operating pressure ratings of up to 250 psi, the brass body, nickel plated vents meet the system requirements of even the largest installation. The vents are also easily serviceable if needed, by just unscrewing the vent cap.

| STD PKG | U/M | BERCOR NUMBER | DESCRIPTION | PC-1 EACH |
|---|---|---|---|---|
| 1 | EA | 66761 | 426-3 (2) 1/4IN HY-VENT AIR ELIMINATOR | |

# Air Eliminating Devices
## For Hotwater and Steam


1P


9P


10P


10-4P


11P


14A


31P


90-1

### Valve Specifications

| Tunstall No. | Dole No. | For Use With | Hot Water or Steam | Connection | Max Operating Pressure (psi) |
|---|---|---|---|---|---|
| 1P | 1A | Free Standing Radiators | Steam | 1/8" Adjustable | 3 |
| 9P | 9 | Radiators | Hot Water | 1/8" Male | 150 |
| 10P | 10 | Radiators | Hot Water | 1/8" Male | 150 |
| 11P | 1933 | Free Standing Radiators | Steam | 1/8" Male | 6 |
| 14A | 14A | As Needed. Includes 20" x 3/16" Tubing | Hot Water | 1/8" Male | 150 |
| 31P | 1933 | Convectors & Risers | Steam | 1/8" Male | 6 |
| 75 | 3C | Main Vents | Steam | 3/4" Male x 1/2" Female | 5 |
| 90-1 | — | Main Vents | — | 3/4" Male x 1/2" Female | — |

| STD PKG | U/M | BERCOR NUMBER | DESCRIPTION | PC-1 L/CTN | PC-2 F/CTN |
|---|---|---|---|---|---|
| 12 | EA | 65499 | 1P 1/8 IN ANGLE TUNSTALL VALVE | | |
| 24 | EA | 65513 | 9P TUNSTALL COIN VALVE | | |
| 24 | EA | 65510 | 10P TUNSTALL KEY VALVE | | |
| 48 | EA | 65509 | 10-4P TUNSTALL KEY ONLY | | |
| 12 | EA | 65506 | 11P 1/8 IN ANGLE TUNSTALL VALVE | | |
| 12 | EA | 65512 | 14A 1/8"M TUNSTALL COIN AIR VALVE ASSY | | |
| 24 | EA | 65507 | 31P 1/8 IN STR TUNSTALL VALVE | | |
| 1 | EA | 65500 | 75P TUNSTALL AUTOMATIC VENT W/O FLOAT | | |
| 12 | EA | 65501 | 90-1 3/4 M X 1/2 F STRAIGHT AIR VALVE | | |

# Honeywell Braukmann EA122A Air Vent



For use with hot water systems. Purges air trapped in closed systems. This vent is easy to service and clean with removable float valve assembly and built-in brass shut-off valve.

**Maximum Temperature:** 212° F.
**Maximum Pressure:** 90 PSI.
**Air Capacity:** 117 cfh at 30 PSI.

| STD PKG | U/M | BERCOR NUMBER | DESCRIPTION | PC-1 EACH |
|---|---|---|---|---|
| 10 | EA | 74975 | EA122A1002 1/8 INCH AIR VENT | |

# Honeywell Supervent

## Hydronic Air Elimination Products



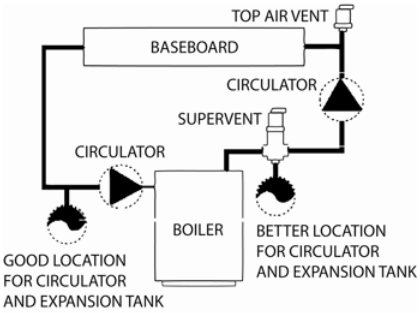


The unique design of the Honeywell PV Series SuperVent breaks apart air bubbles, absorbs stagnant air pockets and eliminates troublesome air from hydronic heating systems. This results in the elimination of annoying gurgling and sometimes costly maintenance. Its rigged design stands up to tough conditions and continuous service, providing you with leak-proof operation, reduced service intervals and the elimination of callbacks.

- Adjustable Vent Top Collar Ring allows easier installation and application flexibility.
- High Temperature Thermoplastic Float controls venting rate under continuous operation.
- Bronze Body durable construction with no ferrous materials.
- No-Clog Vent for peace of mind, no leaking or callbacks.
- Debris Baffle to control dirt fouling and prevent failure.
- Encapsulated O-Ring for leak-proof cap seal.
- Stainless Steel Concentrator-a patented and more efficient way to eliminate air. (US Patent No. 5,490,874)
- Brass Bottom Plug for expansion tank mounting, ease of installation and maintenance.

| Cv | STD PKG | U/M | BERCOR NUMBER | DESCRIPTION | PC-1 EACH |
|---|---|---|---|---|---|
| 13 | 1 | EA | 66509 | PV075S/U 3/4" HORIZ SUPERVENT SWEAT | |
| 22 | 1 | EA | 66510 | PV100S/U 1" HORIZ SUPERVENT SWEAT | |
| 38 | 1 | EA | 66511 | PV125S/U 1-1/4" HORIZ SUPERVENT SWEAT | |
| 53 | 1 | EA | 66512 | PV150/U 1-1/2" HORIZ SUPERVENT NPT | |
| 3.6 | 1 | EA | 66513 | PVU075/U 3/4" VERT SUPERVENT | |
| 6.2 | 1 | EA | 66514 | PVU100/U 1" VERT SUPERVENT | |
| 95 | 1 | EA | 66515 | PV200/U 2" HORIZ SUPERVENT | |
| | 1 | EA | 66517 | PV-020RP/U SUPERVENT REPLACEMENT VENT ASSEMBLY | |

# SPIROTHERM Air Elimination Devices



VJR VJS VDR

## Air Elimination Junior Series, Brass, Horizontal Design

### Female Threads with 1/2" Tank Mount

| STD PKG | U/M | BERCOR NUMBER | DESCRIPTION | PC-1 EACH |
|---|---|---|---|---|
| 1 | EA | 89560 | VJR 075 TM 3/4" FPT BRASS SPIROVENT JR AIR ELIMINATOR | |
| 1 | EA | 89561 | VJR 100 TM 1" FPT BRASS SPIROVENT JR AIR ELIMINATOR | |
| 1 | EA | 89562 | VJR 125 TM 1-1/4" FPT BRASS SPIROVENT JR AIR ELIMINATOR | |
| 1 | EA | 89563 | VJR 150 TM 1-1/2" FPT BRASS SPIROVENT JR AIR ELIMINATOR | |
| 1 | EA | 89564 | VJR 200 TM 2" FPT BRASS SPIROVENT JR AIR ELIMINATOR | |

### Sweat Connections with 1/2" Tank Mount

| STD PKG | U/M | BERCOR NUMBER | DESCRIPTION | PC-1 EACH |
|---|---|---|---|---|
| 1 | EA | 89565 | VJS 075 TM 3/4" SWEAT BRASS SPIROVENT JR AIR ELIMINATOR | |
| 1 | EA | 89566 | VJS 100 TM 1" SWEAT BRASS SPIROVENT JR AIR ELIMINATOR | |
| 1 | EA | 89567 | VJS 125 TM 1-1/4" SWEAT BRASS SPIROVENT JR AIR ELIMINATOR | |
| 1 | EA | 89568 | VJS 150 TM 1-1/2" SWEAT BRASS SPIROVENT JR AIR ELIMINATOR | |
| 1 | EA | 89569 | VJS 200 TM 2" SWEAT BRASS SPIROVENT JR AIR ELIMINATOR | |

## Air Elimination & Dirt Separation Junior Series, Brass

### Sweat Connections

| STD PKG | U/M | BERCOR NUMBER | DESCRIPTION | PC-1 EACH |
|---|---|---|---|---|
| 1 | EA | 89570 | VDR 100 SW 1" SWEAT BRASS SPIROVENT AIR & DIRT SEPARATOR | |
| 1 | EA | 89571 | VDR 125 SW 1-1/4" SWEAT BRASS SPIROVENT AIR & DIRT SEPARATOR | |
| 1 | EA | 89572 | VDR 150 SW 1-1/2" SWEAT BRASS SPIROVENT AIR & DIRT SEPARATOR | |

### Female Threads

| STD PKG | U/M | BERCOR NUMBER | DESCRIPTION | PC-1 EACH |
|---|---|---|---|---|
| 1 | EA | 89573 | VDR 200 FT 2" FPT BRASS SPIROVENT AIR & DIRT SEPARATOR | |

# Taco Low Water Cutoffs



The LF foam series uses DualVision™ technology to identify when its probe is in foam and the boiler water is at an unsafe level. This series cannot be fooled by conductive foam on its probe and does not require periodic shutdown of the boiler to determine actual water levels in foaming boilers.
**LFA:** Automatically reset when water levels return to safe levels.
**LFM:** Manual reset.

| STD PKG | U/M | BERCOR NUMBER | DESCRIPTION | PC-1 EACH |
|---|---|---|---|---|
| 1 | EA | 64573 | LFM0243S-1 24VAC MANUAL RESET 3/4IN NPT PROBE W/TEST BUTTON | |
| 1 | EA | 64409 | LFA1203S-1 3/4IN NPT 120 VAC PROBE FOAM COMPENSATING LOW WATER CUT OFF | |
| 1 | EA | 62634 | LFA02435-1 3/4IN NPT 24VAC PROBE COMPENSATING LOW WATER CUT OFF | |

ITT McDonnell & Miller ITT Fluid Technology Corporation

# Low Water Cut-Offs



**No. 63**



**No. 67**



**150S**



**RB-24**



**RB-122-E**



**No. 14-B**



**No. 6667**



**FS4-3**



**SA150**

**63**
The control that pioneered the use of low water cut-offs on hot water boilers. Features heavy duty construction throughout.

**67**
The 67 cut-off will dependably interrupt the current to the burner when the water level falls into the danger zone. For use on boilers of any size, maximum steam pressure is 20 lbs.

**150S**
For commercial and industrial low or high pressure boiler applications. For boilers of any steaming capacity. Monel bellows provides corrosion resistance.

**RB-24E**
Automatic reset feature resumes operation after a power outage when water is on probe. Solid state operation. 15,000 ohms probe sensitivity.

**RB-122-E**
The RB-122-E is used for residential applications and has electronic operation. It is easy to install and wire. Features an automatic reset and there is no blow down required.

**14-B**
Blow-off valve for use with the 67 Series Cut-off.

**6667**
The 6667 is a complete replacement operating mechanism for the 67 Series. For 115V or 230V circuits.

**FS4-3**
Liquid flow switch has a universal design to serve the widest variety of applications.

**SA150-124**
A 3-wire cut-off and alarm switch for the 150 series.

**SA150-125**
A 2-wire pump switch.

## Low Water Cut-Offs

| STD PKG | U/M | BERCOR NUMBER | DESCRIPTION | PC-1 EACH |
|---|---|---|---|---|
| 1 | EA | 65488 | 63 LOW WATER CUT-OFF FLOAT TYPE FOR STEAM AND HOT WATER BOILERS | |
| 1 | EA | 65480 | 67 LOW WATER CUT-OFF FLOAT TYPE FOR STEAM BOILERS | |
| 1 | EA | 65814 | 150S LOW WATER CUT-OFF FLOAT TYPE FOR STEAM BOILERS | |
| 1 | EA | 65986 | 80160718 751P-MT-120 LOW WATER CUT-OFF F/HOT WATER | |
| 1 | EA | 65980 | 104206-1 PS-802-24V (80160720) LOW WATER CUT-OFF F/STEAM | |
| 1 | EA | 65324 | RB-24E 3/4 IN PROBE CONTROL LOW WATER CUT OFF | |
| 1 | EA | 65628 | RB-122-E 3/4IN ELECTRONIC LOW WATER CUT OFF FOR HOT WATER BOILERS | |

## Parts

| | | | | |
|---|---|---|---|---|
| 1 | EA | 65477 | 14-B BLOW DOWN VALVE | |
| 1 | EA | 65815 | 150S-HD HEAD MECHANISM | |
| 1 | EA | 65495 | 6667 MECH MCD-M HEAD MECHANISM | |
| 1 | EA | 65491 | FS4-3 LIQ FLOW SWITCH | |
| 1 | EA | 65493 | SA150-124 MCD-M SWITCH | |
| 1 | EA | 65494 | SA150-125 MCD-M SWITCH | |

ITT McDonnell & Miller ITT Fluid Technology Corporation

# Feeder Cut-Off



**47-2**
For the closed steam heating system boilers up to 5,000 sq. ft. capacity and a maximum steam pressure of 25 lbs. Has time saving quick hook-up fittings for installation in gauge glass tapplings, and self-closing blow-off valve.
**AA47** Valve and Strainer Assembly is used with the 47-2 feeder cut-off.



**51-2**
Larger feeding capacity than the No. 47-2, for steam boilers above 5,000 sq. ft. capacity, and for hot water boilers. Maximum boiler pressure 35 PSI.

| STD PKG | U/M | BERCOR NUMBER | DESCRIPTION | PC-1 EACH |
|---|---|---|---|---|
| 1 | EA | 65482 | 47-2 FEEDER CUTOFF | |
| 1 | EA | 65485 | 51-2 FEEDER-CUTOFF | |

**Parts**

| | | | | |
|---|---|---|---|---|
| 1 | EA | 65479 | SA47-101-102 VALVE & STRAINER ASSEMBLY | |
| 1 | EA | 65496 | MA259 MCD-M HOOK-UP FITTING | |

ITT McDonnell & Miller ITT Fluid Technology Corporation

# Electric Water Feeders



**101A**
The same packless construction, straight thrust action, and built-in strainer perfected in other McDonnell Feeders. Closes drip tight after operating, against supply pressures up to 150 PSI.
**101A-24** Feeder is for gas fired boilers with low voltage.



**WF2**
For low pressure steam boilers with cold water feed. The universal design simplifies selection and reduces stock.

| STD PKG | U/M | BERCOR NUMBER | DESCRIPTION | PC-1 EACH |
|---|---|---|---|---|
| 1 | EA | 65483 | 101A 120V ELECTRIC WATER FEEDER | |
| 1 | EA | 65484 | 101A-24V 24V ELECTRIC WATER FEEDER | |
| 1 | EA | 65487 | WFE24 24V ELECTRIC WATER FEEDER | |

# Honeywell L404F Pressuretrol Controllers



Provide operating control, automatic, or manual reset limit protection for pressure systems up to 300 psi (2068 kPa). May be used with stream, air, noncombustible gases, or fluids noncorrosive to pressure sensing element. Mercury switch. Siphon loop included.

Pressure Sensing Element:Stainless steel diaphragm.
**Maximum Ambient Temperature:** 150° F.
**Mounting Means:** 1/4" NPT female threads or surface mounted through back of case.
U.L. Listed.
Industrial Risk Insurers (formerly FIA) acceptable.

| Dimensions | | | |
|---|---|---|---|
| | Height (In.) | Width (In.) | Depth (In.) |
| L404F 1094 | 5-3/4 | 4-1/2 | 2-3/4 |
| L404F 1102 | 3-7/8 | 4-1/2 | 3-1/4 |
| | | | |

| Electrical Ratings (Amperes) | | | | |
|---|---|---|---|---|
| | 120 Vac | 240 Vac | 120 Vdc | 240 Vdc |
| Full Load | 8.0 | 5.1 | 2.0 | 1.0 |
| Locked Rotor | 48.0 | 30.6 | 20.0 | 10.0 |
| Resistive | 10.0 | 5.0 | 8.0 | 4.0 |

| Model No. | Operating Range | | Subtractive Differential ** | | Surge Pressure | | Switch Type | Action on Pressure Rise |
|---|---|---|---|---|---|---|---|---|
| | psi | kPa | psi | kPa | psi | kPa | | |
| L404F 1094* | 20 to 300 | 138 to 2068 | 20 to 50 | 138 to 345 | 350 | 2413 | SPDT | R-@ Makes |
| L404F 1102 | 10 to 150 | 69 to 1034 | 10 to 22 | 60 to 152 | 225 | 1551 | SPDT | R-B Breaks |

* Brass bellows. ** Differential at midscale.

| STD PKG | U/M | BERCOR NUMBER | DESCRIPTION | PC-1 EACH |
|---|---|---|---|---|
| 1 | EA | 70552 | L404F1102/U PRESSURETROL | |
| 10 | EA | 70555 | L404F1094/U PRESSURETROL | |

# Honeywell L4006A Aquastat Controller

Immersion type controllers for limiting or regulating the temperatures of liquids in boilers, storage tanks, and other applications where temperature control is required.

Totally enclosed Micro Switch™ snap-acting switch operates on temperature rise to set point.

- Bulb: 3/8" x 2-7/8" copper
- Case Dimensions: 5-5/8" H x 2" W x 2-1/8" D
- U.L. listed
- AGA Certified

### Electrical Ratings

Millivolt: 0.25 A @ 0.25 to 12 Vdc
Full Load: 5.1 A @ 240 Vac
Locked Rotor:
48 A @ 120 Vac
30.6 A @ 240 Vac




| Model No. | Application | Switch Action | Range °F | Midscale Differential °F | Mounting | Includes |
|---|---|---|---|---|---|---|
| L4006A 1678 | High or Low Limit | Contacts break on temperature rise | 100 to 240 | 5 to 30 Adjustable | Horizontal or Vertical | 3" insulation, Stop factory-set at 240° F. |
| L4006E 1117 | High Limit | | | Manual Reset | | 3/4" well (123870A) |
| L4006H 1004 | High Limit | | | Manual Reset | Horizontal or Vertical Strap-on | Bracket for strap-on mounting. Heat-conductive factory-set at 240° F. |

| STD PKG | U/M | BERCOR NUMBER | DESCRIPTION | PC-1 EACH |
|---|---|---|---|---|
| 12 | EA | 70565 | L4006A1678/U AQUASTAT | |
| 12 | EA | 70566 | L4006E1117/U AQUASTAT | |
| 12 | EA | 70564 | L4006H1004/U AQUASTAT | |

# Honeywell L4008E Aquastat Controller



Hydronic controller for limiting or regulating temperatures of liquids in boilers or tanks for circulator and low limit applications. Can also sense duct or outside air temperature. Sensing element actuates enclosed Micro Switch snap-acting switch. Horizontal or vertical mounting of the remote element into boiler, tank, or other container. Case mounts to a vertical surface.

**Approximate Case Dimensions:**
5-5/8" H x 2" W x 2-1/8" D.
**Bulb:** Copper, 3/8" x 2-7/8".
**Capillary Length:**
L6008A1093, L6008A1192 66".
**Midscale Differential:** 5° to 30° F, adjustable.
**Switch Action:** SPDT.
U.L. Listed

| Electrical Ratings | | |
|---|---|---|
| | **120 VAC** | **240 VAC** |
| Full Load | 8 | 5.1 |
| Locked Rotor | 48 | 30.6 |
| Millivoltage | .25 at 1/4 to 12 Vdc | — |

| Temp. Range ° F | Max. Amb. Temp. at Element ° F | STD PKG | U/M | BERCOR NUMBER | DESCRIPTION | PC-1 EACH |
|---|---|---|---|---|---|---|
| 130 to 270 | 150 | 1 | EA | 70568 | L4008E1156/U AQUASTAT | |

# Honeywell L6006A, C Aquastat Controllers



Immersion type controllers for limiting or regulating temperatures of liquids in boilers or tanks. Sensing element actuates enclosed microswitch snap-acting switch. Tradeline models include well adapter and tube of heat-conductive compound. Horizontal or vertical insertion of sensing element.
Bulb: Copper, 3/8" x 2-7/8".

**Operating Temperature Range:** 50 to 125° F.
**Midscale Differential:** 5 to 30° F, adjustable.
**Approximate Dimensions:**
5-5/8" H x 2" W x 2-1/8" D.
**Switch Action:** SPDT.
**Application:** Circulator control and high limit or low limit.
U.L. Component Recognized.

| STD PKG | U/M | BERCOR NUMBER | DESCRIPTION | PC-1 EACH |
|---|---|---|---|---|
| 12 | EA | 70700 | L6006A1145/U AQUASTAT | |
| 12 | EA | 70702 | L6006C1018/U AQUASTAT STRAP-ON | |

# Honeywell L6008A Aquastat Controllers



Hydronic controller for limiting or regulating temperatures of liquids in boilers or tanks for circulator and low limit applications. Can also sense duct or outside air temperature. Sensing element actuates enclosed Micro Switch snap-acting switch. Horizontal or vertical mounting of the remote element into boiler, tank, or other container. Case mounts to a vertical surface.

**Approximate Case Dimensions:**
5-5/8" H x 2" W x 2-1/8" D.
**Bulb:** Copper, 3/8" x 2-7/8".
**Capillary Length:**
L6008A1093, L6008A1192 66".
**Midscale Differential:** 5° to 30° F, adjustable.
**Switch Action:** SPDT.
U.L. Listed

| Model No. | Temperature Range (F) | Max. Ambient Temperature at Element (F) |
|---|---|---|
| L6008A 1192 | 100 to 240 | 265 |

| Electrical Ratings | | |
|---|---|---|
| | 120 Vac | 240 Vac |
| Full Load | 8.0 | 5.1 |
| Locked Rotor | 48.0 | 30.6 |
| Millivoltage | .25 at ¼ to 12 Vdc | |

| STD PKG | U/M | BERCOR NUMBER | DESCRIPTION | PC-1 EACH |
|---|---|---|---|---|
| 12 | EA | 70707 | L6008A1192/U AQUASTAT | |

# Honeywell L6081A Multiple Aquastat Controller



This circulator, low limit, and high limit controller is used to regulate boiler water temperature in gas or oil fired hydronic heating systems. The immersion type liquid-filled sensing element actuates 2 snap switches.

**Bulb:** Copper, 3/8" x 2-7/8".
**Insertion Length:** 3-1/2".
**Insulation Depth:** 3".
**Maximum Ambient Temperature:** 150° F at switches, 265° F at sensing element.
**Approximate Case Dimensions:**
3-7/8" H x 4-1/8" W x 2-3/4" D.
U.L. Listed.

| STD PKG | U/M | BERCOR NUMBER | DESCRIPTION | PC-1 EACH |
|---|---|---|---|---|
| 10 | EA | 70755 | L6081A 1010 AQUASTAT | |

# Honeywell L8124G Triple Aquastat Relay



This immersion type hydronic control combines high limit protection with low limit and circulator control. It is used in forced hydronic heating systems that include domestic hot water service. Requires a 24V thermostat with heat anticipator setting 0.2 amp.

**Bulb:** 3/8" x 2-7/8".
**Insertion Length:** 3-3/8".
**Insulation Depth:** 1-1/2" or 3".
**Maximum Ambient Temperature:** 150° F at switches, 265° F at sensing element.
**Dimensions:**
**Horizontal Mount:**
4-3/8" H x 6-1/8" W x 3-1/8" D
**Vertical Mount:**
6-1/8" H x 4-3/8" W x 3-1/8" D.
U.L. Listed.

| STD PKG | U/M | BERCOR NUMBER | DESCRIPTION | PC-1 EACH |
|---|---|---|---|---|
| 10 | EA | 70783 | L8124G1020/U AQUA RELAY | |

# Honeywell L8148A, E, J Aquastat Relays



Vertical Mount



Horizontal Mount

Immersion type hydronic controls combine high limit protection with switching relay control of burner and circulator. High limit opens burner circuit only. Requires a 24 V thermostat.
**Thermostat Anticipator Setting:** 0.2 amp.
**Switching Action**: High limit and circulator
**Burner Circuit Type**: Low volt/Millivolt
**Capillary Length**: 4-1/2"
**Operating Humidity Range:** 0–95% RH (non-condensing

**Insulation Depth:** 1-1/2" to 3", less well
**Max. Pressure on Immersion Well:** 255 PSI.
**Dimensions:**
6-1/8" H x 4-5/16" W x 3-1/8" D (vertical )
4-5/16" H x 6-1/8" W x 3-1/8" D (horizontal)
**Tradeline Models Include:** Well adapter, heat-conductive compound, and range stops.
U.L. Listed.

| Model No. | Fixed Diff. Temp. (° F) | Operating Temp. Range High Limit (° F) | Mounting | Electrical Ratings, Burner | | | |
|---|---|---|---|---|---|---|---|
| | | | | Full Load | | Locked Rotor | |
| | | | | Low Voltage | Line Voltage | Line Voltage | Millivolt |
| L8148A1017* | 8 | 140–240 | Horizontal | 0.8 A @ 24 Vac | 7.4 A @ 120 Vac<br>3.7 A @ 240 Vac | 44.4 A @ 120 Vac<br>22.7 A @ 240 Vac | 0.25 A @ 1/4 to 12 Vdc |
| L8148E1265 | 15 | 180–240 | Vertical | 0.8 A @ 24 Vac<br>0.25 A @ 0.25 to 12 Vdc | 7.4 A @ 120 Vac<br>3.7 A @ 240 Vac | 44.4 A @ 120 Vac<br>22.7 A @ 240 Vac | 0.25 A @ 1/4 to 12 Vdc |
| L8148E1299* | 15 | 180–240 | Vertical | 0.8 A @ 24 Vac<br>0.25 A @ 0.25 to 12 Vdc | — | 44.4 A @ 120 Vac<br>22.2 A @ 240 Vac | — |
| L8148J1009* | 8 | 120–240 | Horizontal or Vertical | 0.8 A @ 24 Vac | — | — | 0.25 A @ 1/4 to 12 Vdc |

*Tradeline Models

| STD PKG | U/M | BERCOR NUMBER | DESCRIPTION | PC-1 L/CTN | PC-2 F/CTN |
|---|---|---|---|---|---|
| 10 | EA | 70810 | L8148A1017/U AQUA RELAY | | |
| 10 | EA | 70817 | L8148E1265/U AQUA RELAY | | |
| 10 | EA | 70815 | L8148E1299/U AQUA RELAY | | |
| 10 | EA | 70813 | L8148J1009/U AQUA RELAY | | |

# Honeywell R8182D Combination Controller

## Protectorelay and Hydronic Heating



Immersion type aquastat controller and oil burner primary control provides high limit and low limit/circulator control for oil-fired hydronic heating systems. For intermittent ignition applications. Requires a C554A Cadmimum Sulfide Flame Detector and a 24V thermostat.

| Model No. | Switching | Adj. Control Range (°F) | Differential (°F) |
|---|---|---|---|
| R8182D* | High Limit, SPST | 130 to 240 | 10 Fixed |
| | Low Limit/ Circulator, SPDT | 110 to 220 | 10 to 25 Adj. |

*Auxilliary Zc and Zr terminals may be used to provide circulator zone control through an R845A Switching Relay

**Maximum Ambient Temperature:** 250° F at element.
**Thermostat Anticipator Settings:** 0.2 amp.
**Approximate Dimensions:** 7-1/8" H x 5-1/4" W x 3-7/16" D.
**Voltage and Frequency:** 120V, 60 Hz.
U.L. Listed.

| STD PKG | U/M | BERCOR NUMBER | DESCRIPTION | PC-1 EACH |
|---|---|---|---|---|
| 5 | EA | 72503 | R8182D1079/U PROTECTORELAY | |

# Honeywell RA89A, RA832A and R8845U Hydronic Switching Relays



Provide intermediate switching of a line voltage device from a low voltage controller. Integral transformer provides low voltage power for control circuit.
**Approximate Dimensions:** 5-1/4" H x 4-1/4" W x 2-5/16" D.
**Maximum Input:** 5.0 W.
**Maximum Connected Load:** 2000 VA
**Maximum Ambient Temperature:**
115° F for 60 Hz.; 105° F for 50 Hz.
U.L. Listed.

| Model No. | Application | Voltage (50/60 Hz.) | Switch Action | Control Circuit | Coil Voltage | Relay Coil Current (A) |
|---|---|---|---|---|---|---|
| RA89A 1074 | For switching one line voltage load. | 120 | SPST | 2-wire | 24 | 0.40 |
| RA832A 1066 | For switching two line voltage loads having a common power source. | 120 | DPST: one pole line voltage, the other low voltage or millivoltage. | 2-wire | 24 | 0.40 |
| R8845U 1003 | For switching line and low voltage devices from a line or low voltage controller | 120 | SPST | 2 or 3-wire | 24 | 0.40 |

| STD PKG | U/M | BERCOR NUMBER | DESCRIPTION | PC-1 L/CTN | PC-2 F/CTN |
|---|---|---|---|---|---|
| 10 | EA | 72527 | RA89A1074/U RELAY | | |
| 10 | EA | 72583 | RA832A1066/U RELAY | | |
| 10 | EA | 72529 | R8845U1003/U UNIVERSAL SWITCHING RELAY | | |

# Honeywell T915 Proportional Temperature Controller



Proportional remote bulb controllers for ducts, tanks, boilers, pipes, and other heat exchangers.
- Provide proportioning control of three-wire, low-voltage valve or damper motors.
- Used to regulate temperatures of either air or liquids.
- All models ambient compensated.
- Temperature setting scale markings in both Fahrenheit and Celsius.
- Ambient temperature compensation provides good temperature control. Refer to T775 Electronic Remote Temperature Controller where more exact control is required and/or remote controller location is preferred.
- Steel case has a clear plastic cover to make setting readily visible.
- Surface mount using two screws through back of case.

| Model No. | Bulb Size | Capillary Length | Maximum Operating Temperature (F) | Maximum Operating Temperature (C) | Setpoint Temperature Range (F) | Setpoint Temperature Range (C) | Volts: Sensor Element | Volts: Analog Output |
|---|---|---|---|---|---|---|---|---|
| T915C1936 | 1/2 in. dia., 4 in. long | 20 ft. | 230 | 110 | 80 to 210 | 27 to 99 | Copper bulb, high temp. fill | One 135 OHM Potentiometer |

| STD PKG | U/M | BERCOR NUMBER | DESCRIPTION | PC-1 EACH |
|---|---|---|---|---|
| 4 | EA | 73130 | T915C1936/U TEMP CNTL | |

# Honeywell V8043A, E, and F Zone Valves




On-Off and diverting valves consist of an actuator motor and valve assembly for controlling the flow of hot or cold water, and some models for steam. Manual opener (on all except straight-through, normally open valves) for valve operation on power failure. Valve returns to automatic position when power is restored. Motor actuator may be replaced without removing the valve body or draining the system.

**Maximum Fluid Temp.:** 240° F.
**Minimum Fluid Temp.:** 40° F.
**Maximum Ambient Temp.:** 125° F.
**Valve Body Pattern:** Straight-through.
**De-energized Position:** Normally closed.
**Control Circuit:** 24 V, 50/60 Hz.
V8034A is U.L. Listed.
V8043F is U.L. Component Recognized.

| Pipe Connection | STD PKG | U/M | BERCOR NUMBER | DESCRIPTION | PC-1 EACH |
|---|---|---|---|---|---|
| 1/2 Sweat | 10 | EA | 73852 | V8043F1028/U 1/2 INCH ZONE VALVE | |
| 3/4 Sweat | 10 | EA | 73856 | V8043A1029/U 3/4 INCH ZONE VALVE | |
| 3/4 Sweat | 10 | EA | 73850 | V8043E1012/U 3/4 INCH ZONE VALVE | |
| 3/4 Sweat | 10 | EA | 73857 | V8043F1036/U 3/4 INCH ZONE VALVE | |
| 1 Sweat | 10 | EA | 73858 | V8043F1051/U 1 INCH ZONE VALVE | |

NOTE: All items accept V8043A 1029 include end switch for sequencing auxilliary equipment. Items V8043F 1036 and V8043F 1051 include terminal board connector.

## Motor

| STD PKG | U/M | BERCOR NUMBER | DESCRIPTION | PC-1 EACH |
|---|---|---|---|---|
| 1 | EA | 74656 | 802360JA/U MOTOR | |

# White-Rodgers Hydronic Zone Controls



1311-102

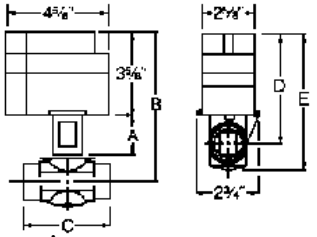


Dimensions

**Zone Valve Dimensions**

| Valve Size | Dimensions (Inches) | | | | |
|---|---|---|---|---|---|
| | A | B | C | D | E |
| 3/4" | 1-3/4 | 6-1/2 | 2-7/8 | 4-11/16 | 5-5/8 |
| 1" | 1-15/16 | 6-3/4 | 3-1/8 | 4-13/16 | 5-7/8 |

2-wire or 3-wire valves for zoning hydronic systems up to 50 PSI. Features quiet operation, valve stem made of stainless steel, and screw terminal wiring panel. Motor and gear train completely immersed in oil and sealed in metal case. Self-aligning barrel-type valve stem uses line pressure to seal off without binding on opening and closing. Automatic recycling manual operator shows valve position at all times.

Built-in auxilliary contacts to control burner or circulator relay. Motor can be removed from valve assembly without draining system.

**Electrical Rating of Auxiliary Switch:** 2.0A at 24 Vac

**CAUTION:** *Do not attempt to change valve assembly without draining boiler or while boiler water is hot. Failure to relieve water pressure or to wait until water cools could result in scalding injuries.*

| Model No. | Tubing Size (I.D.) | 24 Vac Thermostat Circuit Rating | Time Cycle | Maximum Differential Across Valve (PSI) | Max. Water Temp. (°F) | Max. System Pressure (PSI) | Friction Loss Equivalents | |
|---|---|---|---|---|---|---|---|---|
| | | | | | | | Cv Factor | Ft. of Tubing |
| **3-Wire, 24V Valve with Screw Terminal Wiring Panel and Auxiliary Switch** | | | | | | | | |
| 1311-102 | /4" | 0.4A* | Open 45 sec. | 15 | 240 | 50 | 23.5 | 2-1/2 |
| 1311-103 | 1" | 0.4A | Close 45 sec. | 15 | 240 | 50 | 37.0 | 4 |
| **2-Wire, 24V Valves with Screw Terminal Wiring Panel and Auxiliary Switch** | | | | | | | | |
| 1361-102 | 3/4" | 0.2A** | Open 45 sec. | 15 | 240 | 50 | 23.5 | 2-1/2 |
| 1361-103 | 1" | 0.2A** | Close 60 sec. | 15 | 240 | 50 | 37.0 | 3-1/2 |
| 1361-104 | 1-1/4" | 0.2A** | | 15 | 240 | 50 | 42.2 | 6-1/2 |

* Valve current is 0.4A only during opening or closing. For proper anticipation select thermostat designed for use with a 3-wire zone valve. ** Valve current is 0.52A when opening but 0.2A when fully open; therefore set anticipator for 0.2A.

| STD PKG | U/M | BERCOR NUMBER | DESCRIPTION | PC-1 EACH |
|---|---|---|---|---|
| 1 | EA | 75489 | 1311-103 1IN ZONE VALVE | |
| 1 | EA | 75571 | 1311-102 3/4IN ZONE VALVE | |
| 1 | EA | 75490 | 1361-102 3/4IN ZONE VALVE | |
| 1 | EA | 75491 | 1361-103 1IN ZONE VALVE | |
| 1 | EA | 75763 | 1361-104 1-1/4IN ZONE VALVE | |

# White-Rodgers F19 Motor and F84 Valve Assemblies

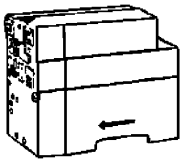

F19

Motor and valve assemblies must be replaced as a single unit.

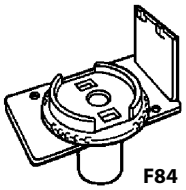

F84

## F19 Motor Assemblies

| For Use With Valves | STD PKG | U/M | BERCOR NUMBER | DESCRIPTION | PC-1 EACH |
|---|---|---|---|---|---|
| 1311-102, -103, -104, -132, -133 and 1315-103, -104 | 1 | EA | 75579 | F19-0097 W/R ZONE VALVE MOTOR ASSY | |
| 1361-102, -103, -104, -132, -133 and 1311-102, -103, -104 | 1 | EA | 75580 | F19-0104 W/R ZONE VALVE MOTOR ASSY | |

## F84 Valve Stem Assemblies

| | | | | | |
|---|---|---|---|---|---|
| 1311-102, 1361-102 (3/4~B2) | 1 | EA | 75583 | F84-0433 3/4IN W/R VALVE ASSY | |
| 1311-103, 1361-103 (1~B2) | 1 | EA | 75584 | F84-0434 1IN W/R VALVE ASSY | |

## White-Rodgers Aquastats



Surface mount type aquastat attaches directly to (strap on) the surface of pipe. For use as high limit, reverse acting, or SPDT switching action control. Mounts in any position. Includes pipe strap and mounting screws.

| Model No. | Type | Range F | Diff. F | Switch Action | Full Elec. Rating | Motor Rating (Full Load) | | Valves & Relays 24 Vac |
|---|---|---|---|---|---|---|---|---|
| | | | | | | 120 Vac | 240 Vac | |
| 1127-2 | Surface Mount | 100 to 240 | Fixed, 10 | Spdt | HH | 7.4A | 3.7A | 2.9A |

| STD PKG | U/M | BERCOR NUMBER | DESCRIPTION | PC-1 EACH |
|---|---|---|---|---|
| 1 | EA | 75531 | 1127-2 AQUASTAT | |

## SPARCO Aquamix Valves



AM Series Aquamix accurately adjusts, maintains, and limits the hot water temperature to a desired setting selected by the user. AM-R for heating only.

| STD PKG | U/M | BERCOR NUMBER | DESCRIPTION | PC-1 EACH |
|---|---|---|---|---|
| 1 | EA | 68516 | AM101R-US-1/U 3/4" SWEAT AQUAMIX VALVE | |
| 1 | EA | 68517 | AM102R-US-1/U 1" SWEAT AQUAMIX VALVE | |

## tekmar Control Systems Controls

### Boiler/DHW Controls

| STD PKG | U/M | BERCOR NUMBER | DESCRIPTION | PC-1 EACH |
|---|---|---|---|---|
| 1 | EA | 76162 | TYPE 256 ONE STAGE BOILER CTL W/ OUTDOOR RESET | |
| 1 | EA | 76161 | TYPE 260 ONE STAGE BOILER & DWH CONTROL | |
| 1 | EA | 76165 | TYPE 262 TWO STAGE BOILER & DHW CTL | |
| 1 | EA | 76166 | TYPE 274 (264) FOUR STAGE BOILER CTL | |

### Heating Controls

| | | | | |
|---|---|---|---|---|
| 1 | EA | 76168 | TYPE 367 ZONE CTL | |

### Snow Melting Controls

| | | | | |
|---|---|---|---|---|
| 1 | EA | 76171 | TYPE 650 SNOW MELTING CTL | |

### Miscellaneous Controls

| | | | | |
|---|---|---|---|---|
| 1 | EA | 76174 | TYPE 071 UNIVERSAL SENSOR | |
| 1 | EA | 76175 | TYPE 076 INDOOR SENSOR | |

# ESBE Valves and Controls

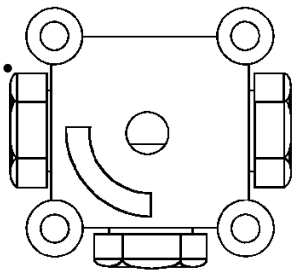

3-way Valve

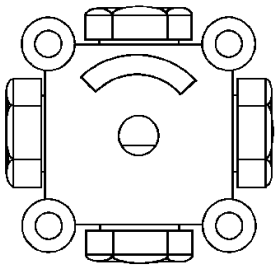

4-way Valve

### 3-way and 4-way Valves, Type MG

The ESBE MG valves can be used for mixing and diverting applications and are suitable for automatic control using an On-Off or modulating actuator.

**Maximum Static Pressure:** 250 PSI (10 bars).

**Maximum Temperature:** 230° F.

**Maximum Diff. Pressure Drop:** 25 PSI (2 bars).

**Torque Maximum:** 10 in./lbs.

### VM62M 24V Actuator with Auxiliary Switch

The ESBE Series 60 compact control motor is designed for operating ESBE rotary mixing valves up to 1-1/2". Reversible motor with fixed limit switches for 90° operating range. 24 Vac 50/60 Hz. and 60" connection cable attached.

**Ambient Temperature Range:** 22 to 130° F.

### TC62D Reset Controller

This compact outdoor reset controller is built into a VM62 valve actuator. To be used with ESBE 3-way and 4-way valves from 1/2" through 1-1/2".

Built-in maximum supply water temperature limit. Supply water and outdoor temperature sensors are included. Optional room temperature input and night setback features available.

### Three-way Threaded Mixing or Diverting Valves

| STD PKG | U/M | BERCOR NUMBER | DESCRIPTION | PC-1 EACH |
|---|---|---|---|---|
| 1 | EA | 68380 | 3MG20-6.3 3/4"NPT 7.3CV 3-WAY VALVE | |
| 1 | EA | 68381 | 3MG25-12 1"NPT 14CV 3-WAY VALVE | |
| 1 | EA | 68382 | 3MG32-18 1 1/4"NPT 21CV 3-WAY VALVE | |
| 1 | EA | 68383 | 3G40 1 1/2"NPT 35CV 3-WAY VALVE | |

### Four-way Threaded Mixing or Diverting Valves

| | | | | |
|---|---|---|---|---|
| 1 | EA | 68394 | 4MG20S 3/4" SWEAT 4-WAY VALVE | |
| 1 | EA | 68395 | 4MG25S 1" SWEAT 4-WAY VALVE | |
| 1 | EA | 68396 | 4MG32S 1 1/4" SWEAT 4-WAY VALVE | |

### Four-way Sweat Mixing or Diverting Valves

| | | | | |
|---|---|---|---|---|
| 1 | EA | 68386 | 4MG20-6.3 3/4"NPT 7.3CV 4-WAY VALVE | |
| 1 | EA | 68387 | 4MG25-12 1"NPT 14CV 4-WAY VALVE | |
| 1 | EA | 68388 | 4MG32-18 1 1/4"NPT 21CV 4-WAY VALVE | |
| 1 | EA | 68389 | 4G40 1 1/2"NPT 35CV 4-WAY VALVE | |

### Controls and Accessories

| | | | | |
|---|---|---|---|---|
| 1 | EA | 68391 | VM62EM 24V 45 IN.LB FLOATING ACTUATOR W/AUX SWITCH | |
| 1 | EA | 68392 | TC62D RESET CONTROLLER | |

# Hydronic Control Panels

## For Use with Open Potable or Closed Hydronic Systems



These hydronic control panels were developed to help you save time, reduce field costs, and simplify installation. With various styles to choose from, we have a fit for all your heating requirements.

### Features

- Factory prewired printed circuit boards for simple field wiring.
- Dynamic pump duty cycle timer prevents water stagnation and prolongs circulator life.
- Auxiliary and main pump relays.
- On/Off switch and indicator light.
- Circuit board can be used with potable water or boiler systems.
- Priority zone function on all panel circuit boards.
- Prepiped, prewired panels guarantees systems
- performance.
- Combinations of high and low temperature zones in one panel.
- Reliable off the shelf components.
- All units are CSA NRTL/C approved.

### Standard Equipment Includes

- Powder coated cabinet (appliance finish).
- Tempering valve.
- Zone circulator.
- Thermometer.
- Indicator lights (zone operation).
- Boiler contacts (dry).
- Zone pump controller.
- Optional zone valve terminals.
- Auxiliary 24 volt terminals.
- 40VA 110/24 volt AC transformer.
- Low voltage fuse protection.
- Timer circuit board with 5 min./24 hour domestic water protection option.

### HP100002

- Additional zone circulator
- Check valves (not installed)
- Priority zone function (optional zone 1)

### HP100003, HP100004, HP100312, HP100413

- On-Off switch
- Pilot light (power on/off)
- Additional zone circulators
- Check valve (installed)
- Priority zone function (optional zone 1)
- Zone isolation valves
- Mounting hardware

| STD PKG | U/M | BERCOR NUMBER | DESCRIPTION | PC-1 EACH |
|---|---|---|---|---|
| 1 | EA | 75706 | HP100002 TWO PUMP LOW TEMP HYDRONIC CONTROL PANEL | |
| 1 | EA | 75707 | HP100003 THREE PUMP LOW TEMP HYDRONIC CONTROL PANEL | |
| 1 | EA | 75708 | HP100004 FOUR PUMP LOW TEMP HYDRONIC CONTROL PANEL | |
| 1 | EA | 75709 | HP100312 1HI-2LO TEMP COMBO HYDRONIC CONTROL PANEL | |
| 1 | EA | 75710 | HP100413 1HI-3LO TEMP COMBO HYDRONIC CONTROL PANEL | |

# Point-of-Use Electric Water Heater



The point-of-use electric water heaters are designed for low-demand point-of-use applications, such as office lavatories or any building with remote restrooms. It has a 2-1/2 gallon tank capacity, with a single heating element. Includes 110/120V cord set with 3-prong plug and integrated wall-mounting brackets for easy installation.

- All Select Specialty Electric Heaters have certified and rated T&P relief valves and foam insulation to protect against radiant heat loss.
- 6-year limited tank and parts warranty.

| Model Number | Gallon Capacity | Element Wattage | Recovery 90° Rise | Dimensions H x W x D (In.) | Shipping Weight (Lbs.) |
|---|---|---|---|---|---|
| ES6 2 SSUS | 2.5 | 1500 @ 120V | 7 | 13-3/4 x 11 x 13-3/4 | 18 |

| STD PKG | U/M | BERCOR NUMBER | DESCRIPTION | PC-1 1 | PC-2 2-5 | PC-3 6 |
|---|---|---|---|---|---|---|
| 1 | EA | 62874 | ES6-2-SSUSK 2.5 GALLON STATE ELECT HTR 120V 1500W | | | |

# Tankless Gas Water Heaters

## Non-Condensing



### Features

- Energy Star qualified
- Category III stainless steel venting
- Remote included (110, 310, and 510 models)
- Indoor type includes power cord
- Low NOx emissions
- Suitable for commercial application (510)
- Easy-link up to 4 units (510 only)
- 510 models feature commercial grade (25% thicker) copper heat exchanger (non-ASME models)
- Power vent design

### Warranties

- 12-year limited warranty on heat exchanger in residential applications.
- 5-year limited warranty on heat exchanger in commercial applications
- 5-year limited warranty on all parts

| Model No. | Gas Consumption Unit | | Inlet Gas Pressure | | Energy Factor | Max GPM | Hot/Cold and Gas Conn. | Dimensions (In.) | | | Approx. Ship Weight (Lbs.) |
|---|---|---|---|---|---|---|---|---|---|---|---|
| | Min. Btu/h | Max. Btu/h | Min. W.C. | Max. W.C. | | | | Height | Width | Depth | |
| GTS-110-NI | 19,500 | 140,000 | 5.0 | 10.5 | 0.82 | 6.6 | 3/4" NPT | 20.5 | 13.8 | 6.7 | 38 |
| GTS-310-NI | 11,000 | 190,000 | 8.0 | 14.0 | 0.82 | 8.0 | 3/4" NPT | 20.5 | 13.8 | 8.5 | 43 |
| GTS-510-NI | 11,000 | 199,000 | 5.0 | 10.5 | 0.82 | 10.0 | 3/4" NPT | 20.5 | 13.8 | 8.5 | 45 |

| STD PKG | U/M | BERCOR NUMBER | DESCRIPTION | PC-1 1 | PC-2 2-5 | PC-3 6 |
|---|---|---|---|---|---|---|
| 1 | EA | 86804 | GTS-110-NI 19,500-140,000 BTU NAT TANKLESS HEATER INDOOR | | | |
| 1 | EA | 86805 | GTS-310-NI 11,000-190,000 BTU NAT TANKLESS HEATER INDOOR | | | |
| 1 | EA | 86807 | GTS-510-NI 11,000-199,000 BTU NAT TANKLESS HEATER INDOOR | | | |
| 1 | EA | 86808 | GTS-510-PI 11,000-199,000 BTU LP TANKLESS HEATER INDOOR | | | |
| 1 | EA | 86809 | GTS-520-NIH 13,000-199,000 BTU NAT TANKLESS HEATER INDOOR | | | |

# Tankless Gas Water Heaters

## Condensing, High-Efficiency



### Features

- Ultra-Low NOx condensing technology provides significant energy cost savings with a 0.95 Energy Factor
- Energy Star qualified
- Durable HRS35 commercial-grade copper primary heat exchanger
- Type 316L stainless steel secondary heat exchanger
- Electronic ignition- no pilot light
- Indoor model has built-in temperature controller and diagnostics
- Factory-installed power cord included with indoor models
- Complies with lead free standards
- Suitable for commercial application (540 models)
- Easy-link up to 4 units with no additional parts or accessories needed (540 model)
- Multi-link up to 20 units (540 models only)
- Internal freeze protection system
- Power direct vent design provides flexible venting with PVC, CPVC, or ABS intake and exhaust (solid core only)

### Warranties

- 12-year limited warranty on heat exchanger in residential applications.
- 5-year limited warranty on heat exchanger in commercial applications
- 5-year limited warranty on all parts

| Model No. | Gas Consumption Unit | | Inlet Gas Pressure | | Energy Factor | Max GPM | Hot/Cold and Gas Conn. | Dimensions (In.) | | | Approx. Ship Weight (Lbs.) |
|---|---|---|---|---|---|---|---|---|---|---|---|
| | Min. Btu/h | Max. Btu/h | Min. W.C. | Max. W.C. | | | | Height | Width | Depth | |
| GTS-340-NIH | 15,000 | 180,000 | 5.0 | 10.5 | 0.95 | 8.0 | 3/4" NPT | 22-1/2 | 17-3/4 | 10-3/4 | 62 |
| GTS-540-NIH | 15,000 | 199,000 | 5.0 | 10.5 | 0.95 | 10.0 | 3/4" NPT | 22-1/2 | 17-3/4 | 10-3/4 | 63 |

| STD PKG | U/M | BERCOR NUMBER | DESCRIPTION | PC-1 1 | PC-2 2-5 | PC-3 6 |
|---|---|---|---|---|---|---|
| 1 | EA | 86821 | GTS-540-NIH 13,000-199,000 BTU NAT TANKLESS HEATER INDOOR | | | |
| 1 | EA | 86822 | GTS-340-NIH 13,000-180,000 BTU NAT TANKLESS HEATER INDOOR | | | |

### Valve Kit

| STD PKG | U/M | BERCOR NUMBER | DESCRIPTION | PC-1 EACH |
|---|---|---|---|---|
| 1 | EA | 62372 | 9007605005 ISOLATION VALVE KIT | |

# PCE Series Light Duty Commercial Electric Water Heaters



The PCE Patriot Light-Duty Water Heaters are designed for use as recovery heaters for light-duty hot water supply service. They can be installed for non-simultaneous and single element operation (maximum input up to 6 KW), or for simultaneous dual-element operation (maximum input up to 12 KW).

- 120V, 277V single-phase, and 208V, 240V and 480V unbalanced 3-phase delta.
- Easily converted to single-phase at terminal block (except for 208V with 6000 watt elements).
- Single-element heater, single-phase only.
- Factory-installed terminal block provides electrical service to heater and connects to block.
- Temperature control (adjustable from 110 to 170° F on single-element; 120 to 180° F on dual-element models).
- Manual reset high temperature cutoff per element (dual-element models).
- Glass-lined tank with anode rod provides long-lasting protection against corrosion.
- Simplified, color-coded circuitry for ease of service.
- Bonderized undercoat on cabinet with baked enamel finish.
- Top inlet and outlet openings.
- Foam insulation.
- Drain valve.
- UL-approved field conversion program.
- Three-year limited tank warranty.

**PCE Single Element Possible Combinations**

| Gallons | KW | Water Heater + Conversion Kit (By Bercor No.) | | |
|---|---|---|---|---|
| | | 120V | 208V | 277V |
| 6 | 1.5 | 88212+88245 | * | * |
| 6 | 2.5 | 88212 | 88212+88243 | 88212+88246 |
| 6 | 3 | * | 88212+88238 | * |
| 10 | 1.5 | 88213+88245 | * | * |
| 10 | 2.5 | 88213 | 88213+88243 | 88213+88246 |
| 10 | 3 | * | 88213+88238 | * |
| 10 | 4.5 | * | 88213+88247 | * |
| 10 | 6 | * | 88213+88241 | * |
| 17 | 1.5 | 88214+88245 | * | * |
| 17 | 2.5 | 88214 | 88214+88243 | 88214+88246 |
| 17 | 3 | * | 88214+88238 | * |
| 17 | 4.5 | * | 88214+88247 | * |
| 17 | 6 | * | 88214+88241 | * |
| 20 | 1.5 | 88215+88245 | * | * |
| 20 | 2.5 | 88215 | 88215+88243 | 88215+88246 |
| 20 | 3 | * | 88215+88238 | * |
| 20 | 4.5 | * | 88215+88247 | * |
| 20 | 6 | * | 88215+88241 | * |

***Continued on the Following Page***

***Continued from the Previous Page***

## PCE Double Element Possible Combinations

| Gallons | KW | Water Heater + Conversion Kit (By Bercor No.) | | |
|---|---|---|---|---|
| | | 120V | 208V | 277V |
| | 208V | 480V | | |
| 30 | 3 | 88216 | * | 277V is Special Order Only |
| 30 | 4.5 | 88216+88239 | * | |
| 30 | 5 | 88216+88242 | * | |
| 30 | 6 | 88216 | 88216+88244 | |
| 30 | 9 | 88216+88239 | * | |
| 30 | 12 | N/A | 88216+88244 | |
| 40 Tall | 3 | 88209 | * | |
| 40 Tall | 4.5 | 88209+88239 | * | |
| 40 Tall | 5 | 88209+88242 | * | |
| 40 Tall | 6 | 88209 | 88209+88244 | |
| 40 Tall | 9 | 88209+88239 | * | |
| 40 Tall | 12 | N/A | 88209+88244 | |
| 40 Short | 3 | 88217 | * | |
| 40 Short | 4.5 | 88217+88239 | * | |
| 40 Short | 5 | 88217+88242 | * | |
| 40 Short | 6 | 88217 | 88217+88244 | |
| 40 Short | 9 | 88217+88239 | * | |
| 40 Short | 12 | N/A | 88217+88244 | |
| 52 | 3 | 88210 | * | |
| 52 | 4.5 | 88210+88239 | * | |
| 52 | 5 | 88210+88242 | * | |
| 52 | 6 | 88210 | 88210+88244 | |
| 52 | 9 | 88210+88239 | * | |
| 52 | 12 | N/A | 88210+88244 | |
| 82 | 3 | 88211+88240 | * | |
| 82 | 4.5 | 88211+88239 | * | |
| 82 | 5 | 88211+88242 | * | |
| 82 | 6 | 88211 | 88211+88244 | |
| 82 | 9 | 88211+88239 | * | |
| 82 | 12 | N/A | 88211+88244 | |

*Available by Special Order

## Water Heaters

| Diameter (In.) | Height (In.) | Shipping Wt. (Lbs.) | STD PKG | U/M | BERCOR NUMBER | DESCRIPTION | PC-1 EACH |
|---|---|---|---|---|---|---|---|
| 14-1/4 | 15-1/2 | 35 | 1 | EA | 88212 | PCE6-1-OMS 6 GALLON 2.5 KW STATE PATRIOT COMM ELC HTR | |
| 18 | 18-1/4 | 54 | 1 | EA | 88213 | PCE10-1-OMS 10 GALLON 2.5 KW STATE PATRIOT COMM ELC HTR | |
| 18 | 26 | 58 | 1 | EA | 88214 | PCE17-1-OMS 17 GALLON 2.5 KW STATE PATRIOT COMM ELC HTR | |
| 21-3/4 | 22-1/4 | 73 | 1 | EA | 88215 | PCE20-1-OMS 20 GALLON 2.5 KW STATE PATRIOT COMM ELC HTR | |
| 21-3/4 | 30-7/8 | 100 | 1 | EA | 88216 | PCE30-2-OLS 30 GALLON 3/3 KW STATE PATRIOT COMM ELC HTR | |
| 24 | 32-1/4 | 125 | 1 | EA | 88217 | PCE40-2-OLS 40 GALLON 3/3 KW STATE PATRIOT COMM ELC HTR | |
| 20-1/2 | 45-1/8 | 113 | 1 | EA | 88209 | PCE40-2-ORT 40 GALLON 3/3 KW STATE PATRIOT COMM ELC HTR | |
| 20-1/2 | 54-7/8 | 131 | 1 | EA | 88210 | PCE52-2-ORT 52 GALLON 3/3 KW STATE PATRIOT COMM ELC HTR | |
| 24 | 59-3/8 | 211 | 1 | EA | 88211 | PCE82-2-ORTA 82 GALLON 6/6 KW STATE PATRIOT COMM ELC HTR | |

## Conversion Kits

| | | | | |
|---|---|---|---|---|
| 10 | EA | 88245 | 9003754005 120V 1.5KW 1 ELEMENT CONV KIT FOR PCE COMM ELEC HTR | |
| 10 | EA | 88246 | 9003760005 277V 2.5KW 1 ELEMENT CONV KIT FOR PCE COMM ELEC HTR | |
| 10 | EA | 88243 | 9003767005 208V 2.5KW 1 ELEMENT CONV KIT FOR PCE COMM ELEC HTR | |
| 10 | EA | 88238 | 9003768005 208V 3 KW 1 ELEMENT CONV KIT FOR PCE COMM ELEC HTR | |
| 10 | EA | 88247 | 9003771005 208V 4.5KW 1 ELEMENT CONV KIT FOR PCE COMM ELEC HTR | |
| 10 | EA | 88241 | 9003773005 208V 6KW 1 ELEMENT CONV KIT FOR PCE COMM ELEC HTR | |
| 10 | EA | 88242 | 9003793005 208V 5KW 2 ELEMENT CONV KIT FOR PCE COMM ELEC HTR | |
| 10 | EA | 88240 | 9003794005 208V 3KW 2 ELEMENT CONV KIT FOR PCE COMM ELEC HTR | |
| 10 | EA | 88239 | 9003797005 208V 4.5KW 2 ELEMENT CONV KIT FOR PCE COMM ELEC HTR | |
| 1 | EA | 88244 | 9003809005 480V 6KW 2 ELEMENT CONV KIT FOR PCE COMM ELEC HTR | |

# CSB Series Sandblaster Commercial Electric Water Heaters



CSB models ship with the gold plated elements which provide long life and superior scaling resistance. Low watt density means lower surface temperature to minimize scale buildup and more surface to heat water. Gold elements carry a one-year warranty against failure due to lime scale build-up.

- Tank interior is coated with glass specially 150 developed for water heater use. Tanks rated at psi working pressure.
- Fusing protects all elements, thermostats, and internal wiring circuits against excess current flow.
- Convertible from three-phase to single-phase.
- Terminal block is factory installed.
- One temperature control (adjustable through a range of 120 to 180° F) and manual reset high temperature cut-off per element.
- Surface mounted thermostats.
- Simplified circuitry, color coded for ease of service.
- Two anode rods for maximum corrosion protection.
- Cabinet has bonderized undercoat with baked enamel finish.
- Bottom inlet and top outlet openings.
- Brass drain valve.
- CSA/ASME temperature and pressure relief valve.
- Single panel control box.
- Three-year limited tank warranty.

## CSB Possible Combinations

| | Water Heater + Conversion Kit (By Bercor No.) | | | |
|---|---|---|---|---|
| **Gallons** | **KW** | **208V** | **240V** | **480V** |
| 50 | 6 | 88200 | * | * |
| 50 | 9 | 88200+88218 | 88200+88237 | 88200+88224 |
| 50 | 12 | 88200+88220 | * | 88200+88235 |
| 50 | 15 | 88200+88222 | 88200+88233 | 88200+88231 |
| 50 | 18 | 88201 | 88200+88227 | 88200+88219 or 88202+88226 |
| 50 | 24 | 88202+88223 | 88202+88232 | 88202+88236 |
| 50 | 27 | 88202+88230 | * | * |
| 50 | 30 | 88202+88228 | * | * |
| 50 | 36 | 88202 | * | 88202+88225 |
| 80 | 6 | 88203 | * | * |
| 80 | 9 | 88203+88218 | 88203+88237 | 88203+88224 |
| 80 | 12 | 88203+88220 | * | 88203+88235 |
| 80 | 15 | 88203+88222 | 88203+88233 | 88203+88231 |
| 80 | 18 | 88204 | 88203+88227 | 88203+88219 or 88205+88226 |
| 80 | 24 | 88205+88223 | 88205+88232 | 88205+88236 |
| 80 | 27 | 88205+88230 | * | * |
| 80 | 30 | 88205+88228 | * | * |
| 80 | 36 | 88205 | * | 88205+88225 |
| 80 | 45 | 88249 | * | * |
| 80 | 54 | * | * | 88249+88234 |
| 119 | 6 | 88206 | * | * |
| 119 | 9 | 88206+88218 | 88206+88237 | 88206+88224 |
| 119 | 12 | 88206+88220 | * | 88206+88235 |
| 119 | 15 | 88206+88222 | 88206+88233 | 88206+88231 |
| 119 | 18 | 88207 | 88206+88227 | 88206+88219 or 88208+88226 |
| 119 | 24 | 88208+88223 | 88208+88232 | 88208+88236 |
| 119 | 27 | 88208+88230 | * | * |
| 119 | 30 | 88208+88228 | * | * |
| 119 | 36 | 88208 | * | 88208+88225 |
| 119 | 45 | 88248+88229 | * | * |
| 119 | 54 | 88248 | * | 88248+88234 |

*Available by Special Order

***Continued on the Following Page***

***Continued from the Previous Page***

## Water Heaters

| Diameter (In.) | Height (In.) | Shipping Wt. (Lbs.) | STD PKG | U/M | BERCOR NUMBER | DESCRIPTION | PC-1 EACH |
|---|---|---|---|---|---|---|---|
| 21-3/4 | 55-3/4 | 265 | 1 | EA | 88200 | CSB52-6-SFE 52 GALLON 6 KW STATE COMM ELEC HTR | |
| 21-3/4 | 55-3/4 | 265 | 1 | EA | 88201 | CSB52-18-SFE 52 GALLON 18 KW STATE COMM ELEC HTR | |
| 21-3/4 | 55-3/4 | 265 | 1 | EA | 88202 | CSB52-36-SFE 52 GALLON 36 KW STATE COMM ELEC HTR | |
| 25-1/2 | 60-1/4 | 280 | 1 | EA | 88249 | CSB82-45-SFE 80 GALLON 45 KW STATE COMM ELEC HTR | |
| 25-1/2 | 60-1/4 | 280 | 1 | EA | 88203 | CSB82-6-SFE 82 GALLON 6 KW STATE COMM ELEC HTR | |
| 25-1/2 | 60-1/4 | 280 | 1 | EA | 88204 | CSB82-18-SFE 82 GALLON 18 KW STATE COMM ELEC HTR | |
| 25-1/2 | 60-1/4 | 280 | 1 | EA | 88205 | CSB82-36-SFE 82 GALLON 36 KW STATE COMM ELEC HTR | |
| 35-1/2 | 62-1/4 | 395 | 1 | EA | 88248 | CSB120-54-SFE 119 GALLON 54 KW STATE COMM ELEC HTR | |
| 29-1/2 | 62-1/4 | 390 | 1 | EA | 88206 | CSB120-6-SFE 120 GALLON 6 KW STATE COMM ELEC HTR | |
| 29-1/2 | 62-1/4 | 390 | 1 | EA | 88207 | CSB120-18-SFE 120 GALLON 18 KW STATE COMM ELEC HTR | |
| 29-1/2 | 62-1/4 | 390 | 1 | EA | 88208 | CSB120-36-SFE 120 GALLON 36 KW STATE COMM ELEC HTR | |

## Accessories

| | | | | |
|---|---|---|---|---|
| 10 | EA | 88222 | 9003334005 208V 15KW 3 ELEMENT CONV KIT FOR CSB COMM ELEC HTR | |
| 10 | EA | 88218 | 9003336005 208V 9KW 3 ELEMENT CONV KIT FOR CSB COMM ELEC HTR | |
| 10 | EA | 88220 | 9003337005 208V 12KW 3 ELEMENT CONV KIT FOR CSB COMM ELEC HTR | |
| 10 | EA | 88230 | 9003338005 208V 27KW 6 ELEMENT CONV KIT FOR CSB COMM ELEC HTR | |
| 10 | EA | 88228 | 9003339005 208V 30KW 6 ELEMENT CONV KIT FOR CSB COMM ELEC HTR | |
| 10 | EA | 88221 | 9003340005 208V 18KW 6 ELEMENT CONV KIT FOR CSB COMM ELEC HTR | |
| 10 | EA | 88223 | 9003341005 208V 24KW 6 ELEMENT CONV KIT FOR CSB COMM ELEC HTR | |
| 1 | EA | 88229 | 9003343005 208V 45KW 9 ELEMENT CONV KIT FOR CSB COMM ELEC HTR | |
| 10 | EA | 88233 | 9003346005 240V 15KW 3 ELEMENT CONV KIT FOR CSB COMM ELEC HTR | |
| 10 | EA | 88227 | 9003347005 240V 18KW 3 ELEMENT CONV KIT FOR CSB COMM ELEC HTR | |
| 10 | EA | 88237 | 9003349005 240V 9KW 3 ELEMENTT CONV KIT FOR CSB COMM ELEC HTR | |
| 10 | EA | 88232 | 9003355005 240V 24KW 6 ELEMENT CONV KIT FOR CSB COMM ELEC HTR | |
| 10 | EA | 88231 | 9003361005 480V 15KW 3 ELEMENT CONV KIT FOR CSB COMM ELEC HTR | |
| 10 | EA | 88219 | 9003362005 480V 18KW 3 ELEMENT CONV KIT FOR CSB COMM ELEC HTR | |
| 10 | EA | 88224 | 9003364005 480V 9KW 3 ELEMENT CONV KIT FOR CSB COMM ELEC HTR | |
| 10 | EA | 88235 | 9003365005 480V 12KW 3 ELEMENT CONV KIT FOR CSB COMM ELEC HTR | |
| 10 | EA | 88225 | 9003368005 480V 36KW 6 ELEMENT CONV KIT FOR CSB COMM ELEC HTR | |
| 10 | EA | 88226 | 9003369005 480V 18KW 6 ELEMENT CONV KIT FOR CSB COMM ELEC HTR | |
| 10 | EA | 88236 | 9003370005 480V 24KW 6 ELEMENT CONV KIT FOR CSB COMM ELEC HTR | |
| 10 | EA | 88234 | 9003373005 480V 54KW 9 ELEMENT CONV KIT FOR CSB COMM ELEC HTR | |

# SBS/SBD Series Sandblaster Commercial Water Heaters



- Self-cleaning feature reduces harmful sediment buildup inside tank; SBD Series features new Hydro Cannon™ design.
- Energy-saving automatic flue damper on SBD Series with 360° rotation service switch.
- Front, top or rear water connection options, self-cleaning Hydro Cannon functions only when front cold water connection is used.
- The GPG heaters require a NO charge factory startup.
- Can be installed as single unit or in manifolded multiples, with or without storage tanks.
- Thermostat dual controller reduces thermal stacking inside tank.
- On/off power switch.
- Intermittent electronic ignition eliminates pilot.
- ASME tank construction available on 251,000 through 500,000 BTU models.
- Multiple anode rods with stainless steel cores for longer life.
- Tank inspection port/cleanout.
- Meets NSF requirements when equipped with optional leg kit.
- 80% thermal efficiency meets ASHRA/IESNA 90.1-1999.
- Three year limited tank warranty.
- One year Parts Warranty.

| Model No. | Gal. Cap. | BTU Input/ Hour | Output (Gallons) | | Dimensions (In.) | | Draft Hood Outlet | Gas Connection (In) | Approx. Ship. Wt. (Lbs) |
|---|---|---|---|---|---|---|---|---|---|
| | | | First Hr. Rating | 100° Recovery | Height with Drafthood | Diameter (In) | | | |
| SBS65-65NE | 65 | 65,000 | 106 | 60 | 63-1/4 | 22 | 4 | 1/2 | 215 |
| SBS75-76NE | 74 | 76,000 | 125 | 73 | 61-1/8 | 25-3/8 | 4 | 1/2 | 275 |

| Model No. | Gal. Cap. | BTU Input/ Hour | Output (Gallons) | Recovery | | | Dimensions (In) | | Draft Hood Outlet | Gas Connection (In) | Approx Ship. Wt. (Lbs) |
|---|---|---|---|---|---|---|---|---|---|---|---|
| | | | First Hr. Rating | 80° | 100° | 140° | Height with Drafthood | Diameter | | | |
| SBD71-120NE | 71 | 120,000 | 166 | 145 | 116 | 83 | 69-3/4 | 27-3/4 | 5 | 1/2 | 400 |
| SBD81-180NE | 81 | 180,000 | 231 | 217 | 174 | 124 | 67-1/2 | 27-3/4 | 6 | 1/2 | 470 |
| SBD81-199 NE | 81 | 199,000 | 241 | 230 | 184 | 132 | 67-1/2 | 27-3/4 | 6 | 1/2 | 470 |
| SBD100-199NES | 100 | 199,000 | 263 | 241 | 193 | 132 | 72 | 30-1/4 | 6 | 1/2 | 630 |
| SBD100-199NE | 100 | 199,000 | 263 | 241 | 193 | 132 | 75 | 27-3/4 | 6 | 1/2 | 603 |
| SBD65-251NEA | 65 | 251,000 | 289 | 304 | 243 | 174 | 75 | 27-3/4 | 8 | 1/2 | 862 |
| SBD100-275NEA | 100 | 275,000 | 337 | 333 | 267 | 190 | 72 | 30-1/4 | 8 | 1/2 | 725 |
| SBD65-305NEA | 65 | 305,000 | 342 | 370 | 296 | 211 | 75 | 27-3/4 | 8 | 1/2 | 862 |
| SBD85-365NEA | 85 | 365,000 | 414 | 442 | 354 | 253 | 79-1/2 | 27-3/4 | 8 | 3/4 | 833 |
| SBD100-390NEA | 100 | 390,000 | 458 | 485 | 388 | 277 | 75-1/2 | 30-1/4 | 8 | 3/4 | 874 |
| SBD85-500NEA | 85 | 500,000 | 545 | 606 | 485 | 346 | 82-1/4 | 27-3/4 | 8 | 1 | 857 |
| GPG85-740NEA | 85 | 740,000 | 778 | 897 | 718 | 512 | 93 | 29-1/2 | 9 | 1 | 950 |

## SBS Series Light Duty

| STD PKG | U/M | BERCOR NUMBER | DESCRIPTION | PC-1 EACH |
|---|---|---|---|---|
| 1 | EA | 62848 | SBS65-65NE STATE COMM NAT HTR | |
| 1 | EA | 62849 | SBS75-76NE STATE COMM NAT HTR | |

## SBD Series with Automatic Flue Damper

| | | | | |
|---|---|---|---|---|
| 1 | EA | 62803 | SBD71-120NE STATE COMM NAT HTR | |
| 1 | EA | 62772 | SBD81-199NE STATE COMM NAT HTR | |
| 1 | EA | 62842 | SBD100-199NES STATE COMM NAT HTR | |
| 1 | EA | 88292 | SBD100-199NE STATE COMM NAT HTR | |
| 1 | EA | 62801 | SBD65-251NEA ASME STATE COMM NAT HTR | |
| 1 | EA | 62802 | SBD100-275NEA ASME STATE COMM NAT HTR | |
| 1 | EA | 62845 | SBD65-305NEA ASME STATE COMM NAT HTR | |
| 1 | EA | 62846 | SBD85-365NEA ASME STATE COMM NAT HTR | |
| 1 | EA | 62850 | SBD100-390NEA ASME STATE COMM NAT HTR | |
| 1 | EA | 62804 | SBD85-500NEA ASME STATE COMM NAT HTR | |
| 1 | EA | 62823 | GPG85-740NEA ASME COM NAT HTR 2 CTNS W/DAMPER 170777 | |

# Power Direct Vent Water Heater



- Two pipe system for separate intake make-up air and exhaust venting.
- Eliminates negative air pressure.
- Permits vent runs up to 135 equivalent feet of pipe with one elbow.
- Self-cleaning.
- 3-year warranty.
- Maximum Feet of Vent Pipe with One 90° Elbow: SDV 75-70NE: 3" to 50 Ft.

| Tank Cap. Gallons | BTU/Hr. Natural | 100° Rise Recovery GPH | Height (In.) | Dia. (In.) | STD PKG | U/M | BERCOR NUMBER | DESCRIPTION | PC-1 EACH |
|---|---|---|---|---|---|---|---|---|---|
| 75 | 70,000 | 64 | 69-5/8 | 26 | 1 | EA | 62691 | SDV75-70NE STATE COMM NAT DIRECT VENT HTR | |

# High Efficiency Power Direct Vent Water Heater

## Fully Condensing



- 94% thermal efficiency, our most efficient gas water heater delivers higher output with lower input than larger conventional units.
- Venting options(1) Conventional power-venting horizontal or vertical.(2) Sealed power direct vent, horizontal or vertical, draws all combustion air from outside.
- Zero clearance to combustibles on all sides, combustible floor approval.
- Combustion air blower, all controls and gas valves located on top of unit for protection against high water.
- Diagnostic control panel, with status and fault indicating lights, digital temperature and numeric code display.
- Installs with Schedule 40 PVC pipe, depending on model and length of vent runs.
- Maximum hydrostatic working pressure 160 psi.

| Model | Gallon Capacity | BTU/Hr. Natural | Recovery | | | Height (In.) | Diameter (In.) | Vent (In.) | Gas Connection (In.) | Ship Weight (Lbs.) |
|---|---|---|---|---|---|---|---|---|---|---|
| | | | 80 | 100 | 140 | | | | | |
| SUF100-199NE | 100 | 199,000 | 288 | 230 | 164 | 75-1/2 | 27-3/4 | 3 or 4 | 1/2 | 555 |
| SUF100-250NEA | 100 | 250,000 | 360 | 276 | 206 | 75-1/2 | 27-3/4 | 3 or 4 | 1/2 | 595 |
| SUF130-400NEA | 130 | 400,000 | 582 | 465 | 332 | 75-1/2 | 33-1/8 | 4 | 1-1/4 | 855 |

| STD PKG | U/M | BERCOR NUMBER | DESCRIPTION | PC-1 EACH |
|---|---|---|---|---|
| 1 | EA | 62686 | SUF100-250NEA ASME STATE COMM NAT DIRECT VENT HTR | |
| 1 | EA | 62692 | SUF130-400NEA ASME STATE COMM NAT DIRECT VENT HTR | |
| 1 | EA | 62694 | SUF100-199NE STATE COMM NAT DIRECT VENT HTR | |

# Force 90+ Power Direct Vent Water Heater



- Modular blower, with 120V, 60 Hz electrical system (5 amps or less)
- Large LCD display
- Precise temperature control
- Advanced diagnostics
- Reduces NOx emissions
- CSA Certified and ASME rated T&P relief valve
- Maximum hydrostatic working pressure: 150 psi
- Three year limited tank warranty
- Combined horizontal and vertical vent runs terminating through outside wall, using Schedule 40 pipe as follows:
- 2" pipe allows vent runs up to 20 equivalent feet
- 3" pipe allows vent runs up to 60 equivalent feet
- 4" pipe allows vent runs up to 120 equivalent feet

| Model No. | BTU Input Per Hour | Tank Size (Gal.) | Recovery-GPH at Degree Rise | | | Dimensions (H x D) | Ship Weight (Lbs.) |
|---|---|---|---|---|---|---|---|
| | | | 40° F | 100° F | 140° F | | |
| SHE50 100NE | 100,000 | 50 | 291 | 116 | 83 | 68-1/2 x 22 | 255 |

| STD PKG | U/M | BERCOR NUMBER | DESCRIPTION | PC-1 EACH |
|---|---|---|---|---|
| 1 | EA | 62294 | SHE50-100NE STATE COMM NAT DIRECT VENT HTR | |

# Commercial Storage Tank



- 2" foam insulation.
- Heavy-gauge jacket finished with durable, attractive enamel finish.
- Glass lined models are equipped with one or more magnesium anode rods.
- Meets performance criteria set forth in ASHRAE 90.1b.1992 requirements and in BCA code.
- Standard tank design working pressure: 150 PSI.
- Tank inspection port for easy access to tank interior.
- Separate T&P valve opening for installation of properly sized T&P valve.
- 5-year tank warranty.

| Tank Capacity Gallons | Height (In.) | Diameter (In.) | STD PKG | U/M | BERCOR NUMBER | DESCRIPTION | PC-1 EACH |
|---|---|---|---|---|---|---|---|
| 119 | 65 | 28 | 1 | EA | 62719 | PVG-01200-OVT 119 GAL COMM STORAGE TANK | |

# Commercial Water Heater Parts

| STD PKG | U/M | BERCOR NUMBER | DESCRIPTION | PC-1 EACH |
|---|---|---|---|---|
| 1 | EA | 66971 | 9002729005 NAT HONEYWELL REPLACEMENT IGN MODULE | |
| 1 | EA | 62716 | 9000728015 2" SHANK T&P VALVE | |
| 1 | EA | 62728 | 9000547005 R/S NAT COMM GAS CONTROL VALVE | |
| 1 | EA | 62698 | 9000913005 W/R COMM THERMOSTAT W/ECO | |
| 1 | EA | 62711 | 9000954005 R/S NAT COMM GAS CONTROL VALVE | |
| 1 | EA | 62693 | 9001571005 3/4IN R/S CONT & T'COUP NAT GAS CONTROL VALVE | |
| 1 | EA | 62741 | 9001656005 T & P VALVE | |
| 1 | EA | 62702 | 9002226005 R/S NAT IGNITION MODULE | |
| 1 | EA | 62731 | 9002398005 NAT PILOT W/SPARK IGN | |
| 1 | EA | 62729 | 9002537005 6IN BASE STYLE FLUE DAMPER ASSEMBLY | |
| 1 | EA | 62727 | 9002538005 7IN FLUE DAMPER ASSEMBLY | |
| 1 | EA | 66970 | 9002834005 RREPL-PRECISION SPEED NAT PILOT W/SPARK IGN | |
| 1 | EA | 62705 | 9004099215 CLEANOUT GASKET | |
| 1 | EA | 66047 | 9004240005 NAT GAS VALVE FOR 40-50 XCVIT | |
| 1 | EA | 62740 | 9005903205 T & P VALVE | |

# Premier High Efficiency Gas Water Heaters, Residential



The Premier High Efficiency gas water heaters provide the ideal blend of high efficiency and easy installation. The new design delivers 0.70 EF and is ENERGY STAR® qualified which delivers higher efficiency, simplifies installation and includes user-friendly features.

- Electronic ignition
- Thermistor sensing and microprocessor intelligence
- Easy-to-read LCD control display
- Connect to existing B-vent on replacements
- Powered anode

| Model No. | Gallon Capacity | Energy Factor | BTU Input Per Hour | Recovery at 90° F Rise | First Hour Rating (GPH) | Foam Thickness (In.) | Height (In.) | Dia. (In.) | Draft Hood Outlet | Shipping Weight (Lbs.) |
|---|---|---|---|---|---|---|---|---|---|---|
| GP6 40 YPCT | 40 | 0.70 | 40,000 | 43 | 70 | 2 | 58 | 20 | 3 or 4 | 157 |
| GP6 50 YPCT | 50 | 0.70 | 40,000 | 43 | 81 | 2 | 57-1/8 | 22 | 3 or 4 | 171 |

| STD PKG | U/M | BERCOR NUMBER | DESCRIPTION | PC-1 1 | PC-2 2-5 | PC-3 6 |
|---|---|---|---|---|---|---|
| 1 | EA | 63235 | GP6-40-YPCT PREMIER HIGH EFFICIENCY STATE NAT HTR | | | |
| 1 | EA | 63236 | GP6-50-YPCT PREMIER HIGH EFFICIENCY STATE NAT HTR | | | |

# High Efficiency Gas Water Heaters, Residential

## Series 100, Auto Flue Damper, .67 Energy Factor



- Energy Star qualified
- Automatic flue damper increases efficiency
- Electronic gas control provides faster heating response to optimize performance
- LED status indicator monitors system operation and service diagnostics
- Electronic ignition
- Diffuser dip tube helps reduce lime and sediment build-up
- Patented low NOx bu;rner reduces emissions by up to 33%
- Durable, tamper-resistant brass drain valve
- CSA certified and ASME rated T&P relief valve
- 6-Year Limited tank and parts warranty

| Model No. | Gal. Cap. | BTU Input/Hour | Gallons/Hour 90° Recovery | Dimensions (Inches) | | Draft Hood Outlet | Energy Factor | Approx. Ship. Wt. |
|---|---|---|---|---|---|---|---|---|
| | | | | Height with Drafthood | Diameter | | | |
| GS6 40 YBFT | 40 | 40,000 | 42 | 64-1/4 | 20 | 3 or 4 | .67 | 152 |
| GS6 50 YBFT | 50 | 40,000 | 42 | 63-1/2 | 22 | 3 or 4 | .67 | 167 |

| STD PKG | U/M | BERCOR NUMBER | DESCRIPTION | PC-1 1 | PC-2 2-5 | PC-3 6 |
|---|---|---|---|---|---|---|
| 1 | EA | 88197 | GS6-40-YBFT .67 STATE NAT HIGH EFFICIENCY HTR | | | |
| 1 | EA | 88198 | GS6-50-YBFT .67 STATE NAT HIGH EFFICIENCY HTR | | | |

# Premier Power Vent Gas Water Heater, Residential



The Premier® Power-Vent is a residential gas water heater, equipped with a fully subjerged, spiral-shaped condensing heat exchanger resulting in a 90% thermal efficiency. The Power-Vent can be installed in less space than a 75-gallon unit and delivers greater recovery and lower operating costs.

- Side-mounted taps for recirculating systems.
- Intelli-vent™ gas control with silicon nitride hot surface ignitor.
- Commercial-grae glass lining with two magnesium anode rods.
- Low-NOx Green Choice® Burner.
- PEXAN™ diffuser dip tube.
- Factory-installed temperature and pressure relief valve.
- Maximum hydrostatic working pressure 150 psi.

| Model No. | Gallon Capacity | BTU Input/ Hour | Output (Gallons) | | Dimensions (Inches) | | Approx. Ship. Wt. (Lbs.) |
|---|---|---|---|---|---|---|---|
| | | | First Hr. Rating | Recovery 90° Rise | Height With Drafthood | Diameter | |
| GP6 50 YTVIT | 50 | 76,000 | 127 | 92 | 70-5/8 | 22 | 210 |

| STD PKG | U/M | BERCOR NUMBER | DESCRIPTION | PC-1 1 | PC-2 2-5 | PC-3 6 |
|---|---|---|---|---|---|---|
| 1 | EA | 63105 | GP6-50-YTVIT 90% PREMIER NAT POWER VENT HTR | | | |

# Premier Power Vent Gas Water Heater, Residential

## Direct Vent



The Premier Power direct-vent residential gas water heater is equipped with a fully submerged, spiral-shaped condensing heat exchanger, resulting in 96% thermal efficiency. It can be installed in less space than a 75-gallon unit yet delivers greater recovery and lower operating costs.

- Combined horizontal and vertical vent runs terminating through outside wall, using Schedule 40 PVC pipe as follows:
  2" pipe allows vent runs up to 20 equivalent feet
  3" pipe allows vent runs up to 60 equivalent feet
  4" pipe allows vent runs up to 120 equivalent feet
- Side-mounted taps for recirculating systems
- Advanced electronic control
- Glass lined tank with two magnesium anode rods that provides superior protection against corrosion
- Commercial-grade glass lining protects all "water side" tank surfaces plus inside of internal heat exchanger exposed to condensate
- CSA certified and ASME rated T&P relief valve
- Maximum hydrostatic working pressure: 150 psi

| Model No. | BTU Input/Hour | Tank Size (Gal.) | First Hour Delivery (Gal.) | Recovery Gal./Hr. at 90° F Rise | H x D (In.) | Ship Weight (Lbs.) |
|---|---|---|---|---|---|---|
| GP6 50 YTPDT | 100,000 | 50 | 164 | 129 | 68-1/2 x 22 | 255 |

| STD PKG | U/M | BERCOR NUMBER | DESCRIPTION | PC-1 1 | PC-2 2-5 | PC-3 6 |
|---|---|---|---|---|---|---|
| 1 | EA | 63189 | GP6-50-YTPDT 96% PREMIER NAT POWER DIRECT VENT HTR | | | |

# Select Power Vent Gas Water Heaters, Residential
## with C3 Technology



- Power-Vent design. For installation versatility, system permits combined horizontal and vertical venting and air intake runs up to 80 feet (including one 90° elbow) using 3" Schedule 40 PVC, CPVC or ABS pipe.
- New Intelli-Vent gas control is equipped with a nearly-indestructible silicon nitride hot surface igniter, and advanced electronics for more precise control of water temperature and easy to understand system diagnostics.
- Quiet modular blower is equipped with 110/120 volt electrical system (rating 3 amps or less), 6 foot cord, standard 3-prong male connector.
- Diffuser dip tube helps reduce lime and PEX sediment buildup and maximizes hot water output. Made of State PEXAN, a cross link polymer that can withstand long-term exposure to water temperatures up to 400° F.
- Green Choice eco-friendly gas burner patented design reduces NOx emissions up to 33%.
- Durable brass tamper-resistant drain valve.
- Glasslined tank for long-lasting protection against rust and corrosion.
- Aluminum anode rod for additional protection against rust and corrosion.
- Factory installed temperature and pressure (T&P) relief valve.
- Thick, CFC free foam insulation.
- C3 Technology flammable vapor ignition resistant design.
- 6 year tank warranty.
- 6 year parts warranty.

### Important: Venting and Combustion Air Requirements

**Read and follow requirements shown in the** Installation Manual for Select Power-Vent Gas water heaters dealing with type, placement, and length of vent pipe and vent termination, as well as clearances required to provide adequate combustion air and proper ventilation.

| Model No. | Gal. Cap. | BTU Input/Hour | Gallons/Hour 90° Recovery | Dimensions (Inches) | | Draft Hood Outlet | Energy Factor | Approx. Ship Wt. (Lbs) |
|---|---|---|---|---|---|---|---|---|
| | | | | Height with Drafthood | Diameter | | | |
| GS6-40-HBVIT* | 40 | 40,000 | 44 | 63 | 18-1/2 | 2 or 3 | .65 | 155 |
| GS6-40-YBVIT | 40 | 40,000 | 44 | 63 | 18-1/2 | 2, 3 or 4 | .65 | 155 |
| GS6-40-YBVIT 2 | 40 | 40,000 | 44 | 63 | 20-1/2 | 2, 3 or 4 | .67 | 166 |
| GS6-50-HBVIT* | 50 | 40,000 | 44 | 65 | 20 | 2 or 3 | .65 | 195 |
| GS6-50-YBVIT | 50 | 40,000 | 44 | 65 | 20 | 2, 3 or 4 | .65 | 195 |
| GS6-50-YBVIT 2 | 50 | 40,000 | 44 | 65 | 22 | 2, 3 or 4 | .67 | 186 |
| GS6-50-YRVIT | 50 | 62,500 | 65 | 65 | 22 | 2, 3 or 4 | .65 | 200 |
| GS6-75-HRVIT* | 74 | 80,000 | 86 | 66 | 25-1/2 | 3 or 4 | N/A | 300 |
| GS6-75-YRVIT | 74 | 80,000 | 86 | 66 | 25-1/2 | 3 or 4 | N/A | 300 |

*LP Models

**Prices Available on Request**

| STD PKG | U/M | BERCOR NUMBER | DESCRIPTION | PC-1 1 | PC-2 2-5 | PC-3 6 |
|---|---|---|---|---|---|---|
| 1 | EA | 63196 | GS6-40-HBVIT STATE LP EI POWER VENT HTR | | | |
| 1 | EA | 63198 | GS6-40-YBVIT STATE NAT EI POWER VENT HTR | | | |
| 1 | EA | 88189 | GS6-40-YBVIT-2 STATE NAT EI .67 POWER VENT | | | |
| 1 | EA | 63197 | GS6-50-HBVIT STATE LP EI POWER VENT HTR | | | |
| 1 | EA | 63199 | GS6-50-YBVIT STATE NAT EI POWER VENT HTR | | | |
| 1 | EA | 88199 | GS6-50-YBVIT-2 STATE NAT EI .67 POWER VENT | | | |
| 1 | EA | 63194 | GS6-50-YRVIT-5 STATE NAT EI POWER VENT HTR | | | |
| 1 | EA | 63186 | GS6-75-HRVIT STATE LP EI POWER VENT HTR | | | |
| 1 | EA | 63164 | GS6-75-YRVIT STATE NAT EI POWER VENT HTR | | | |

# Select Power Vent Gas Water Heaters, Residential



- All models meet September 2010 Energy Star requirement EF
- Newly designed Pexan dip tube optimizes inlet water pressure to minimize cold water regions within the tank
- Hot-surface ignitor is more robust
  - than standing pilot, and reduces energy consumption.
- Built-in heat traps on the water inlet and outlet
- All models feature an exclusive 3-position rotatable blower outlet
- Combined horizontal and vertical vent runs up to 180 equivalent feet with 4" diameter venting (ABS, PVC, CPVC, and polypropylene)
- All models are equipped with a protected sensor that detects the presence of flammable vapors and automaticaly disables the burner to prevent
  - ignition
- Reduced NOx emissions
- State-of-the-art electronic gas control provides more precise temperature control
- 6-year limited warranty on tank
- 6-year limited warranty on all parts

| Model No. | Gal. Cap. | BTU Input/Hour | Gallons/Hour 90° Recovery | Dimensions (Inches) | | Energy Factor | Approx. Ship. Wt. |
|---|---|---|---|---|---|---|---|
| | | | | Height to Top of Blower | Diameter | | |
| GS6-40-YBVIS | 40 | 40,000 | 44.7 | 59 | 22 | .70 | 174 |
| GS6-40-HBVIS* | 40 | 40,000 | 44.7 | 59 | 22 | .70 | 174 |
| GS6-40-YRVIT | 40 | 50,000 | 55.9 | 68-1/2 | 20 | .70 | 176 |
| GS6-50-YBVIS | 50 | 40,000 | 44.7 | 60-1/8 | 24 | .70 | 198 |
| GS6-50-HBVIS* | 50 | 40,000 | 44.7 | 60-1/8 | 20 | .70 | 198 |
| GS6-50-YRVIT | 50 | 50,000 | 55.9 | 68-1/8 | 22 | .70 | 192 |
| GS6-50-YRVHSL | 50 | 62,000 | 69.3 | 61-1/8 | 24 | .70 | 212 |
| GS6-75-YRVHTL | 75 | 72,000 | 80.4 | 70-5/8 | 26 | .68 | 277 |
| GS6-75-HRVHTL* | 75 | 72000 | 80.4 | 70-5/8 | 26 | .68 | 277 |

*LP Models

| STD PKG | U/M | BERCOR NUMBER | DESCRIPTION | PC-1 1 | PC-2 2-5 | PC-3 6 |
|---|---|---|---|---|---|---|
| 1 | EA | 88250 | GS6-50-YRVHS-L 50 GALLON STATE POWER VENT HTR | | | |
| 1 | EA | 88251 | GS6-40-YBVIS 40 GALLON STATE NAT EI POWER VENT HTR | | | |
| 1 | EA | 88252 | GS6-40-YRVIT 40 GALLON STATE NAT EI POWER VENT HTR | | | |
| 1 | EA | 88253 | GS6-50-YBVIS 50 GALLON STATE NAT EI POWER VENT HTR | | | |
| 1 | EA | 88254 | GS6-50-YRVIT 50 GALLON STATE NAT EI POWER VENT HTR | | | |
| 1 | EA | 88255 | GS6-75-YRVHTL 75 GALLON STATE NAT EI POWER VENT HTR | | | |
| 1 | EA | 88256 | GS6-40-HBVIS 40 GALLON STATE LP EI POWER VENT HTR | | | |
| 1 | EA | 88257 | GS6-50-HBVIS 50 GALLON STATE LP EI POWER VENT HTR | | | |
| 1 | EA | 88258 | GS6-75-HRVHTL 75 GALLON STATE LP EI POWER VENT HTR | | | |

# Select Gas Water Heaters, Residential

**Atmospheric Vent, NAECA 2015 Compliant**



- Intelligent control (internal microprocessor, thermopile, and electronic gas control) optimizes performance, generates power for control, and monitors operation and diagnostics. (Not available on GS6 50 XCT and GS6 55 XCT.)
- Flammable Vapor Ignition Resistance (FVIR)
- Green Choice® gas burner
- Self-cleaning dip tube
- CoreGard™ anode rod has stainless steel core for extended rod life
- Push-button Piezo ignitor
- Heat trap nipples factory installed
- Blue Diamond glass coating provides higher level of corrosion resistance than standard glass
- Enhanced-flow brass drain valve permits fast draining and positive shut-off
- Max. hydrostatic working pressure: 150 psi
- T & P relief valve is CSA Certified and ASME Rated
- CSA Design Certified
- 6-year limited warranty on tank
- 6-year limited warranty on parts

| Model Number | Capacity (Gal) | First Hour Rating (Gal) | Energy Factor | Natural Gas Input (BTU) | Propane Gas Input (BTU) | Recovery 90°F Rise (GPH) | Height with Draft Hood (In) | Diameter (In) | Draft Hood Outlet (In) | Approx. Shippping Wt. (Lbs) |
|---|---|---|---|---|---|---|---|---|---|---|
| **Tall Units** | | | | | | | | | | |
| GS6 30 OCT | 30 | 67 | 0.63 | 35,500 | — | 37 | 61-1/2 | 18 | 3 or 4 | 132 |
| GS6 30 ORBT | 30 | 64 | 0.63 | 35,500 | — | 37 | 61-1/2 | 16 | 3 or 4 | 123 |
| GS6 40 BCT | 40 | 70 | 0.62 | 40,000 | — | 42 | 61-3/4 | 20 | 3 or 4 | 138 |
| GS6 40 BRBT | 40 | 70 | 0.62 | 40,000 | — | 42 | 61-3/4 | 18 | 3 or 4 | 130 |
| GS6 40 BCT401 | 40 | 70 | 0.62 | — | 36,000 | 42 | 61-3/4 | 20 | 3 or 4 | 138 |
| GS6 50 BRT | 50 | 88 | 0.60 | 40,000 | — | 41 | 60-3/4 | 21 | 3 or 4 | 148 |
| GS6 50 RCT | 50 | 92 | 0.60 | 50,000 | — | 54 | 60-3/4 | 22 | 4 | 165 |
| GS6 50 XCT | 50 | 98 | 0.60 | 60,000 | — | 65 | 65-1/2 | 22 | 4 | 190 |
| GS6 50 BRT401 | 50 | 88 | 0.60 | — | 37,000 | 41 | 60-3/4 | 21 | 3 or 4 | 148 |
| **Short Units** | | | | | | | | | | |
| GS6 30 ORBS | 30 | 56 | 0.63 | 35,500 | — | 37 | 50 | 18 | 3 or 4 | 110 |
| GS6 30 OCS | 30 | 62 | 0.63 | 35,500 | — | 37 | 50 | 20 | 3 or 4 | 118 |
| GS6 40 BCS | 40 | 68 | 0.62 | 40,000 | — | 41 | 51-1/2 | 22 | 3 or 4 | 135 |
| GS6 40 BCS401 | 40 | 68 | 0.62 | — | 36,000 | 41 | 51-1/2 | 22 | 3 or 4 | 135 |
| GS6 75 XRRS | 74 | — | — | 75,100 | — | 81 | 61 | 26-1/2 | 4 | 275 |
| GS6 75 CRRS | 74 | — | — | — | 75,100 | 81 | 61 | 26-1/2 | 4 | 275 |

## Tall Units

***Prices Available on Request***

| STD PKG | U/M | BERCOR NUMBER | DESCRIPTION | PC-1 1 | PC-2 2-5 | PC-3 6 |
|---|---|---|---|---|---|---|
| 1 | EA | 88260 | GS6-30-OCT400 30 GALLON SELECT NATURAL GAS HEATER | — | — | — |
| 1 | EA | 88261 | GS6-30-ORBT400 30 GALLON SELECT NATURAL GAS HEATER BLANKETED | — | — | — |
| 1 | EA | 88264 | GS6-40-BCT400 40 GALLON SELECT NATURAL GAS HEATER | — | — | — |
| 1 | EA | 88265 | GS6-40-BRBT400 40 GALLON SELECT NATURAL GAS HEATER BLANKETED | — | — | — |
| 1 | EA | 88266 | GS6-40-BCT401 40 GALLON SELECT LP HEATER | — | — | — |
| 1 | EA | 88269 | GS6-50-BRT400 50 GALLON SELECT NATURAL GAS HEATER | — | — | — |
| 1 | EA | 88270 | GS6-50-RCT400 50 GALLON SELECT NATURAL GAS HEATER | — | — | — |
| 1 | EA | 88271 | GS6-50-XCT400 50 GALLON SELECT NATURAL GAS HEATER | — | — | — |
| 1 | EA | 88272 | GS6-50-BRT401 50 GALLON SELECT LP HEATER | — | — | — |

## Short Units

| | | | | | | |
|---|---|---|---|---|---|---|
| 1 | EA | 88262 | GS6-30-OCS400 30 GALLON SELECT NATURAL GAS HEATER | — | — | — |
| 1 | EA | 88267 | GS6-40-BCS400 40 GALLON SELECT NATURAL GAS HEATER | — | — | — |
| 1 | EA | 88268 | GS6-40-BCS401 40 GALLON SELECT LP HEATER | — | — | — |
| 1 | EA | 62904 | GS6-75-XRRS 75 GALLON SELECT NATURAL GAS HEATER | — | — | — |
| 1 | EA | 63185 | GS6-75-CRRS 75 GALLON SELECT LP HEATER | — | — | — |

# Select Gas Water Heaters, Residential

**With Side Loop Fittings, NAECA 2015 Compliant**



### Atmospheric Vent Units

- Intelligent control (internal microprocessor, thermopile, and electronic gas control) optimizes performance, generates power for control, and monitors operation and diagnostics. (Not available on GS6 50 XCT and GS6 55 XCT.)
- Flammable Vapor Ignition Resistance (FVIR)
- Green Choice® gas burner
- Self-cleaning dip tube
- CoreGard™ anode rod has stainless steel core for extended rod life
- Push-button Piezo ignitor
- Heat trap nipples factory installed
- Blue Diamond glass coating provides higher level of corrosion resistance than standard glass
- Enhanced-flow brass drain valve permits fast draining and positive shut-off
- Max. hydrostatic working pressure: 150 psi
- T & P relief valve is CSA Certified and ASME Rated
- CSA Design Certified
- 6-year limited warranty on tank
- 6-year limited warranty on parts

### Power Vent Units

- Versatile power vent design
- Energy Star® qualified
- Self-cleaning dip tube
- Hot surface ignitor
- Blue Diamond glass coating provides higher level of corrosion resistance than standard glass
- Enhanced-flow brass drain valve permits fast draining and positive shut-off
- 6-year limited warranty on tank
- 6-year limited warranty on parts

| Model Number | Capacity (Gal) | First Hour Rating (Gal) | Energy Factor | Natural Gas Input (BTU) | Recovery 90°F Rise (GPH) | Height with Draft Hood (In) | Diameter (In) | Draft Hood Outlet (In) | Approx. Shippping Wt. (Lbs) |
|---|---|---|---|---|---|---|---|---|---|
| **Atmospheric Vent Units** | | | | | | | | | |
| GS6 40 BCTL | 40 | 70 | 0.62 | 40,000 | 42 | 61-3/4 | 20 | 3 or 4 | 138 |
| GS6 50 XCTL | 50 | 98 | 0.60 | 60,000 | 65 | 65-1/2 | 22 | 4 | 190 |
| GS6 50 RCTL | 50 | 92 | 0.60 | 50,000 | 54 | 60-3/4 | 22 | 4 | 165 |
| **Power Vent Units** | | | | | | | | | |
| GS6 340 YRVITL | 40 | 90 | 0.70 | 50,000 | 55.9 | 68-1/2 | 20 | – | 176 |

### Atmospheric Vent Units

***Prices Available on Request***

| STD PKG | U/M | BERCOR NUMBER | DESCRIPTION | PC-1 1 | PC-2 2-5 | PC-3 6 |
|---|---|---|---|---|---|---|
| 1 | EA | 88288 | GS6-40-BCTL400 40 GALLON SELECT NATURAL GAS W/SIDE LOOP FIT. | | | |
| 1 | EA | 88289 | GS6-50-XCTL400 50 GALLON SELECT NATURAL GAS W/SIDE LOOP FIT. | | | |
| 1 | EA | 88291 | GS6-50-RCTL400 50 GALLON SELECT NATURAL GAS W/SIDE LOOP FIT. | | | |

### Power Vent Units

| | | | | | | |
|---|---|---|---|---|---|---|
| 1 | EA | 88293 | GS6-40-YRVITL 40 GALLON POWER VENT STATE NAT EI W/SIDE LOOP FIT. | | | |

# Select Gas Water Heaters, Residential

## FVIR Gas Water Heater Design



- Flammable Vapor Ignition Resistance (FVIR) design.
- Diffuser dip tube helps reduce lime and sediment buildup, maximize hot water output. Made of State PEXAN™ a cross-link PEX polymer that can withstand long-term exposure to water temperatures up to 400° F.
- Green Choice™ eco-friendly gas burner patented design reduces NOx emissions by up to 33%, complies with southern California and Texas requirements.
- Easy-To-Light Piezo Igniter for fast "one-hand" pilot ignition.
- Durable brass tamper-resistant drain valve.
- Thick, CFC-free foam insulation.
- Glasslined tank for long-lasting protection against rust and corrosion.
- Aluminum anode rod helps protect against rust and corrosion for long tank life.
- Factory installed side mounted temperature and pressure (T&P) relief valve.
- Industry standard thermocouple.
- Burner operation viewed through new enlarged sight glass.
- 6 year tank warranty.
- 6 year parts warranty.

| Model No. | Gal. Cap. | BTU Input/ Hour | Output (Gallons) | | Dimensions (Inches) | | Draft Hood Outlet | Energy Factor | Approx. Ship. Wt. |
|---|---|---|---|---|---|---|---|---|---|
| | | | First Hr. Rating | 90° Recovery | Height with Drafthood | Diameter | | | |
| **Tall Units** | | | | | | | | | |
| GS6-30-YBRT | 28 | 40,000 | 66 | 41 | 59-5/8 | 16 | 3 or 4 | .61 | 112 |
| GS6-50-YRRT | 48 | 50,000 | 90 | 51 | 60-7/8 | 20 | 4 | .58 | 172 |

| STD PKG | U/M | BERCOR NUMBER | DESCRIPTION | PC-1 1 | PC-2 2-5 | PC-3 6 |
|---|---|---|---|---|---|---|
| 1 | EA | 62880 | GS6-30-Y0RT STATE NAT HTR | — | — | — |
| 1 | EA | 62888 | GS6-50-YRRT-5 STATE NAT HTR | — | — | — |

# Gas Water Heaters, Residential

## Direct Vent, C3 Technology



- Side-mounted taps designed for potable recirculating systems
- Direct vent design
- Piezo Ignitor
- Dual magnesium anode rods
- Brass drain valve
- CSA International ccertified E.C.O.
- With C3 FlammableVapor Ignition Resistant Technology (FVIR)
- Max. hydrostatic working pressure 150 psi
- Green Choice™ Eco-friendly gas burner
- Longer lasting PEXAN™ cold water tubes
- Temperature-pressure relief valve

| Model Number | Capacity (Gal) | Energy Factor (EF) | Nat. Gas Input (BTU/H) | Recovery 90° F Rise (GPH) | Nat. Gas Output (BTU/H) | First Hour Rating | Approx. Shipping Weight (Lbs.) |
|---|---|---|---|---|---|---|---|
| GS6-40-YBDS-L | 40 | .62 | 38,000 | 41 | 30,780 | 73 | 167 |
| GS6-50-YRDS-L | 50 | .59 | 50,000 | 55 | 40,500 | 88 | 187 |

| STD PKG | U/M | BERCOR NUMBER | DESCRIPTION | PC-1 1-4 | PC-2 5 |
|---|---|---|---|---|---|
| 1 | EA | 88195 | GS6-40-YBDS-L STATE NAT DIRECT VENT HTR | — | — |
| 1 | EA | 88196 | GS6-50-YRDS-L STATE NAT DIRECT VENT HTR | — | — |

# Water Heaters for Manufactured Housing



- Single anode rod
- Foam insulation reduces fuel costs
- CSA certified and ASME rated T&P relief valve
- External Silencer™ heat trap nipples
- Piezo ignitor
- Manufactured housing models meet HUD requirements for manufactured housing installations, equipped with convertible gas control for natural or propane gas
- 6-year tank warranty
- 2-year parts warranty

| Model No. | Series | Gallon Capacity | Energy Factor | Input BTU/HR Natural | 90° F Rise Recovery GPH | Vent Connections (In.) | Diameter (In.) | Height (In.) | Loading Percent 53' | Approx. Ship Weight (Lbs.) |
|---|---|---|---|---|---|---|---|---|---|---|
| **Standard Models** | | | | | | | | | | |
| GS6 30 YOMT | 200 | 30 | .61 | 35,000/32,000 | 36 | 3 or 4 | 16 | 61-1/2 | .39 | 115 |
| **Direct Vent System Models** | | | | | | | | | | |
| PR6 30 NHDST 2 | N/A | 30 | .61 | 30,000/30,000 | 31 | – | 18 | 56 | .39 | 115 |

### Standard Models with Convertible Controls

| STD PKG | U/M | BERCOR NUMBER | DESCRIPTION | PC-1 1 | PC-2 2-5 | PC-3 6 |
|---|---|---|---|---|---|---|
| 1 | EA | 86788 | GS6-30-YOMT STATE NAT HTR | — | — | — |

### Direct Vent System Models

| | | | | | | |
|---|---|---|---|---|---|---|
| 1 | EA | 86790 | PR6-30-NHDST-2 STATE NAT HTR DIRECT VENT | — | — | — |

### Roof Jack Kits (Field Controls No. 987 for Roof Pitch of 5-12 or Less)

| STD PKG | U/M | BERCOR NUMBER | DESCRIPTION | PC-1 EACH |
|---|---|---|---|---|
| 1 | EA | 86793 | 9002964005 12" NON-ADJUSTABLE ROOF JACK KIT | — |
| 1 | EA | 86794 | 9002965005 32"(12"-32"ADJUSTABLE) ROOF JACK KIT | — |
| 1 | EA | 86795 | 9002966005 60"(32"-60"ADJUSTABLE) ROOF JACK KIT | — |
| 1 | EA | 86796 | 9002967005 95"(65"-90"ADJUSTABLE) ROOF JACK KIT | — |

# Premier Residential Gas Hybrid Water Heater



- Patented circulation system delivers 90% thermal efficiency
- Patented water flow cirulcation system provides the performance of a tankless unit with extremely quick recovery
- Internal storage easily handles peak demand
- Smaller than a conventional 50-gallon gas water heater, but with twice the hot water delivery
- Sophisticated electronics with multiple lifestyle modes
- Low installation cost

| Model No. | First Hour Rating (Gallons) | Recovery 90° F Rise (Gallons) | Input BTU/Hr. | Manifold Pressure | | | Electrical Characteristics | | Shipping Weight (Lbs.) |
|---|---|---|---|---|---|---|---|---|---|
| | | | | Gas Type | In. WC | KPA | Volts/Hz | Amperes | |
| GH-90N | 189 | 121 | 100,000 | NAT | 4.2 | 1.05 | 120/60 | 2.5 | 198 |

| STD PKG | U/M | BERCOR NUMBER | DESCRIPTION | PC-1 1 | PC-2 2-5 | PC-3 6 |
|---|---|---|---|---|---|---|
| 1 | EA | 63237 | GPH-90N PREMIER HYBRID STATE NAT HTR | — | — | — |

# Select Gas Water Heaters for Mobile Homes

## Atmospheric Vent, NAECA 2015 Compliant



### Atmospheric Vent Water Heater

- Complies with HUD standards for manufactured housing installation
- Gas control convertible for natural and propane gas
- Green Choice® gas burner meets Low-NOx emissions requirements of less than 40 ng/J
- CoreGard™ anode rod has stainless steel core for extended rod life
- Side-mounted 3/4" cold water inlet
- Blue Diamond glass coating provides higher level of corrosion resistance than standard glass
- Enhanced-flow brass drain valve permits fast draining and positive shut-off
- Max. Hydrostatic Working Pressure: 150 psi
- T&P valve : CSA Certified , ASME Rated
- 6-year limited warranty on tank and parts

### Roof Jack Installation

- These water heaters must have a properly installed draft hood and be connected to a listed roof jack that terminates to the outdoors.
- The roof jack vent pipe must be secured to the draft hood with sheet metal screws.
- The roof jack models listed below are certified for use with these water heaters.

| Model No. | Capacity (Gal) | First Hour Rating (Gal) | Energy Factor | Natural Gas Input (BTU) | Propane Gas Input (BTU) | Recovery 90°F Rise (GPH) | Insulation (In) | Height with Draft Hood (In) | Dia. (In) | Draft Hood Outlet (In) | Approx. Ship Wt. Lbs) |
|---|---|---|---|---|---|---|---|---|---|---|---|
| GS6 30 MHG | 30 | 55 | 0.63 | 35,500 | 32,000 | 37 | 2 | 61-1/2 | 18 | 3 or 4 | 129 |
| GS6 40 MHG | 40 | 62 | 0.62 | 35,500 | 32,000 | 37 | 2 | 61-3/4 | 20 | 3 or 4 | 153 |

### Atmospheric Vent Units

| STD PKG | U/M | BERCOR NUMBER | DESCRIPTION | PC-1 1 | PC-2 2-5 | PC-3 6 |
|---|---|---|---|---|---|---|
| 1 | EA | 88283 | GS6-30-MHG 30 GALLON ATMOSPHERIC MANUFACTURED HOUSING HEATER | — | — | — |
| 1 | EA | 88284 | GS6-40-MHG 40 GALLON ATMOSPHERIC MANUFACTURED HOUSING HEATER | — | — | — |

### **Roof Jack Kits** (Field Controls No. 987 for Roof Pitch of 5-12 or Less)

| | | | | | | |
|---|---|---|---|---|---|---|
| 1 | EA | 86793 | 9002964005 12" NON-ADJUSTABLE ROOF JACK KIT | — | — | — |
| 1 | EA | 86794 | 9002965005 32"(12"-32"ADJUSTABLE) ROOF JACK KIT | — | — | — |
| 1 | EA | 86795 | 9002966005 60"(32"-60"ADJUSTABLE) ROOF JACK KIT | — | — | — |
| 1 | EA | 86796 | 9002967005 95"(65"-90"ADJUSTABLE) ROOF JACK KIT | — | — | — |

# Select Gas Water Heaters for Mobile Homes

## Direct Vent, NAECA 2015 Compliant



### Atmospheric Vent Water Heater

- Complies with HUD standards for manufactured housing installation
- Gas control convertible for natural and propane gas
- Side-mounted 3/4" cold water inlet
- Green Choice® gas burner meets Low-NOx emissions requirements of less than 40 ng/J
- CoreGard™ anode rod has stainless steel core for extended rod life
- Blue Diamond glass coating provides higher level of corrosion resistance than standard glass
- Enhanced-flow brass drain valve permits fast draining and positive shut-off
- Max. Hydrostatic Working Pressure: 150 psi
- T&P valve is CSA Certified and ASME Rated
- Direct vent models package with bottom intake air vent draws combustion make-up air from outside the structure
- Optional ducted air inlet kit for direct vent models available
- 6-year limited warranty on tank
- 2-year limited warranty on parts

### Roof Jack Installation

- Direct vent mobile home water heaters must be installed using an approved roof jack kit.
- The roof jack models listed below are certified for use with these water heaters.
- Dimensions listed indicate kit adjustability for varying vent distances.

| Model No. | Capacity (Gal) | First Hour Rating (Gal) | Energy Factor | Natural Gas Input (BTU) | Propane Gas Input (BTU) | Recovery 90°F Rise (GPH) | Insulation (In) | Height with Draft Hood (In) | Dia. (In) | Draft Hood Outlet (In) | Approx. Ship Wt. Lbs) |
|---|---|---|---|---|---|---|---|---|---|---|---|
| GS6 30 MDV | 30 | 49 | 0.63 | 30,000 | 29,000 | 31 | 2 | 61-1/2 | 18 | 3 | 129 |
| GS6 40 MDV | 40 | 61 | 0.62 | 32,000 | 29,000 | 33 | 2 | 61-3/4 | 20 | 3 | 153 |
| GS6 50 MDV | 50 | 77 | 0.60 | 40,000 | 37,000 | 39 | 2 | 60 | 22 | 3 | 168 |

### Direct Vent Units

| STD PKG | U/M | BERCOR NUMBER | DESCRIPTION | PC-1 1 | PC-2 2-5 | PC-3 6 |
|---|---|---|---|---|---|---|
| 1 | EA | 88285 | GS6-30-MDV 30 GALLON DIRECT VENT MANUFACTURED HOUSING HEATER | — | — | — |
| 1 | EA | 88286 | GS6-40-MDV 40 GALLON DIRECT VENT MANUFACTURED HOUSING HEATER | — | — | — |
| 1 | EA | 88287 | GS6-50-MDV 50 GALLON DIRECT VENT MANUFACTURED HOUSING HEATER | — | — | — |

### Roof Jack Kits (Field Controls No. 987 for Roof Pitch of 5-12 or Less)

| | | | | | | |
|---|---|---|---|---|---|---|
| 1 | EA | 86793 | 9002964005 12" NON-ADJUSTABLE ROOF JACK KIT | — | — | — |
| 1 | EA | 86794 | 9002965005 32"(12"-32"ADJUSTABLE) ROOF JACK KIT | — | — | — |
| 1 | EA | 86795 | 9002966005 60"(32"-60"ADJUSTABLE) ROOF JACK KIT | — | — | — |
| 1 | EA | 86796 | 9002967005 95"(65"-90"ADJUSTABLE) ROOF JACK KIT | — | — | — |

# Select Electric Water Heaters, Residential

## NAECA 2015 Compliant



- Dual 4500 watt heating elements provide fast recovery
- Incoly stainless steel lower element lasts longer than standard copper elements
- Self-cleaning dip tube
- CoreGard™ anode rod has stainless steel core for extended rod life
- Blue Diamond glass coating provides higher level of corrosion resistance than standard glass
- Enhanced-flow brass drain valve permits fast draining and positive shut-off
- Approved for Manufactured Housing
- UL 174 Certified for household electric water heaters
- T&P relief valve is CSA Certified and ASME Rated
- UL Design Listed
- 6-year limited warranty on tank
- 6-year limited warranty on parts

| Model Number | Capacity (Gal) | First Hour Rating (Gal) | Energy Factor | Recovery @ 90° F (GPH) | Element Wattage 240V | | Dimensions (In) | | Approx. Ship Wt. (Lbs) |
|---|---|---|---|---|---|---|---|---|---|
| | | | | | Standard | Maximum | Height | Diameter | |
| **Tall Units** | | | | | | | | | |
| EN6 30 DORT | 30 | 47 | 0.95 | 21 | 4500 | 6000 | 46-1/2 | 19 | 95 |
| EN6 40 DORT | 40 | 51 | 0.95 | 21 | 4500 | 6000 | 60-1/4 | 20 | 118 |
| EN6 50 DORT | 50 | 71 | 0.95 | 21 | 4500 | 6000 | 60-1/2 | 22 | 134 |
| **Short Units** | | | | | | | | | |
| EN6 40 DORS | 40 | 55 | 0.95 | 21 | 4500 | 6000 | 50 | 22 | 109 |
| EN6 50 DORS | 50 | 62 | 0.95 | 21 | 4500 | 6000 | 49-3/4 | 24 | 161 |
| **Lowboy Top Connect Units** | | | | | | | | | |
| EN6 30 DOLS | 28 | 43 | 0.95 | 21 | 4500 | 6000 | 31-1/4 | 24 | 115 |
| EN6 40 DOLS | 38 | 44 | 0.95 | 21 | 4500 | 6000 | 33-1/2 | 26 | 118 |

### Tall Units

| STD PKG | U/M | BERCOR NUMBER | DESCRIPTION | PC-1 1 | PC-2 2-5 | PC-3 6 |
|---|---|---|---|---|---|---|
| 1 | EA | 88277 | EN6-30-DORT 30 GALLON SELECT ELECTRIC HEATER 240V 4500W | — | — | — |
| 1 | EA | 88278 | EN6-40-DORT 40 GALLON SELECT ELECTRIC HEATER 240V 4500W | — | — | — |
| 1 | EA | 88280 | EN6-50-DORT 50 GALLON SELECT ELECTRIC HEATER 240V 4500W | — | — | — |

### Short Units

| | | | | | | |
|---|---|---|---|---|---|---|
| 1 | EA | 88279 | EN6-40-DORS 40 GALLON SELECT ELECTRIC HEATER 240V 4500W | — | — | — |
| 1 | EA | 88281 | EN6-50-DORS 50 GALLON SELECT ELECTRIC HEATER 240V 4500W | — | — | — |

### Lowboy Top Connect Units

| | | | | | | |
|---|---|---|---|---|---|---|
| 1 | EA | 88275 | EN6-30-DOLS 28 GALLON SELECT ELECTRIC HEATER 240V 4500W | — | — | — |
| 1 | EA | 88276 | EN6-40-DOLS 38 GALLON SELECT ELECTRIC HEATER 240V 4500W | — | — | — |

# Select Electric Water Heaters, Residential

## Specialty Units, NAECA 2015 Compliant



### Features

- Blue Diamond glass coating provides higher level of corrosion resistance than standard glass
- Enhanced-flow brass drain valve permits fast draining and positive shut-off
- Approved for Manufactured Housing
- T&P relief valve is CSA Certified and ASME Rated
- UL 174 Certified
- UL Design Listed
- 6-year limited warranty on tank
- 6-year limited warranty on parts

### Compact and Lowboy Models

- Side-mounted plumbing and electrical connections. Optional top-mounted water connections for field conversion.
- Designed for installation under a counter, in a crawl space, or in other tight spaces.

### Point-of-Use Model

- Designed for low-demand applications such as office lavatories or buildings with remote restrooms.

| Model Number | Capacity (Gal) | First Hour Rating (Gal) | Energy Factor | Recovery @ 90° F (GPH) | Element Wattage | | Dimensions (In) | | Approx. Ship Wt. (Lbs) |
|---|---|---|---|---|---|---|---|---|---|
| | | | | | Standard | Maximum | Height | Diameter | |
| **Compact Units** | | | | | **120V** | **240V** | | | |
| ES6 6 SOMS K | 6 | N/A | N/A | 8 | 1650 | 3000 | 15-1/4 | 14-1/4 | 35 |
| ES6 10 SOMS K | 10 | N/A | N/A | 8 | 1650 | 6000 | 18-1/4 | 16 | 41 |
| ES6 20 SOMS K | 19 | N/A | N/A | 11 | 2500 | 6000 | 24-3/4 | 18 | 68 |
| ES6 20 SOMT K | 19.9 | N/A | N/A | 11 | 2500 | 6000 | 31-5/8 | 16 | 68 |
| **Lowboy Side Connect Unit** | | | | | **240V** | **240V** | | | |
| EN6 30 DOMS | 28 | 39 | 0.95 | 21 | 4500 | 6000 | 31-1/4 | 24 | 115 |
| **Point-of-Use Unit** | | | | | **120V** | | | | |
| ES6 2 SSUS K | 2.5 | N/A | N/A | 7 | 1500 | — | 13-3/4 | 13-3/4 | 20 |

### Compact Units

| STD PKG | U/M | BERCOR NUMBER | DESCRIPTION | PC-1 1 | PC-2 2-5 | PC-3 6 |
|---|---|---|---|---|---|---|
| 1 | EA | 62870 | ES6-6-SOMS-K STATE ELECT HTR 120V 1650W | — | — | — |
| 1 | EA | 62871 | ES6-10-SOMS-K STATE ELECT HTR 120V 1650W | — | — | — |
| 1 | EA | 62872 | ES6-20-SOMS-K STATE ELECT HTR 120V 1650W | — | — | — |
| 1 | EA | 62873 | ES6-20-SOMT-K STATE ELECT HTR 120V 1650W | — | — | — |

### Lowboy Side Connect Unit

| | | | | | | |
|---|---|---|---|---|---|---|
| 1 | EA | 88282 | EN6-30-DOMS 28 GALLON SELECT ELECTRIC HEATER 120V 1650W | — | — | — |

### Point-of-Use Unit

| | | | | | | |
|---|---|---|---|---|---|---|
| 1 | EA | 62874 | ES6-2-SSUSK 2.5 GALLON STATE ELECT HTR 120V 1500W | — | — | — |

# Parts for Select Water Heaters with C3 Technology

| STD PKG | U/M | BERCOR NUMBER | DESCRIPTION | PC-1 EACH |
|---|---|---|---|---|
| 1 | EA | 68608 | 9003379005 NAT GAS BURNER ASSEMBLY | |
| 1 | EA | 68602 | 9003380005 NAT GAS BURNER ASSEMBLY 9003561005 | |
| 1 | EA | 68617 | 9003383005 NAT GAS BURNER ASSEMBLY | |
| 1 | EA | 68594 | 9003407005 NAT GAS CONTROL VALVE | |
| 1 | EA | 68595 | 9003408005 PROPANE GAS CONTROL VALVE | |
| 1 | EA | 68646 | 9003410015 PIEZO IGNITOR W/BRACKET | |
| 1 | EA | 68618 | 9003521005 200 DEG C NAT FV NAT PILOT ASSEMBLY | |
| 1 | EA | 68638 | 9003541005 160 DEG C LP FV PILOT ASSEMBLY | |
| 1 | EA | 68603 | 9003563005 NAT GAS BURNER ASSEMBLY | |

# Parts for Residential Gas and Electric Water Heaters

| STD PKG | U/M | BERCOR NUMBER | DESCRIPTION | PC-1 EACH |
|---|---|---|---|---|
| 1 | EA | 75826 | 37C73U-170 1/2IN N.P.T. INLET NAT GAS ONLY WATER HEATER CONTROL | |
| 1 | EA | 75827 | 37C73U-173 1/2IN N.P.T. INLET NAT GAS ONLY WATER HEATER CONTROL | |
| 1 | EA | 62398 | 9004315 IGNITER ASSEMBLY | |
| 10 | EA | 62670 | 100108291 240V 4500W TR-LW ELEM 9000095015 | |
| 1 | EA | 62666 | 9000029005 29IN ALUM ANODE ROD | |
| 10 | EA | 62671 | 9000030005 ELEMENT ADAPTOR KIT | |
| 1 | EA | 62854 | 9000056015 24" THERMOCOUPLE KIT | |
| 1 | EA | 62855 | 9000071015 5/8" T&P RELIEF VALVE | |
| 1 | EA | 88336 | 9000092015 11" COPPER HEATING ELEMENT 4500W 240V | |
| 1 | EA | 62707 | 9000246005 W/R NAT RES GAS CONTROL | |
| 1 | EA | 62733 | 9000248005 RES W/R NAT GAS THERMOSTAT | |
| 1 | EA | 62734 | 9000249005 W/R NAT RES GAS THERMOSTAT LS | |
| 10 | EA | 62667 | 9000253015 120V 1650W TR-LW ELEM | |
| 10 | EA | 62668 | 9000405015 240V 4500W INCOLOY TR-SH ELEM | |
| 10 | EA | 62735 | 9000507015 WH-9 LOWER THERMOSTAT 240V | |
| 10 | EA | 62778 | 9000509015 120-240 VAC WH9-6 SNGL ELEM HTR THERMOSTAT W/ECO | |
| 10 | EA | 62742 | 9000523015 WH9-6/D 240V SNGL ELEM THERMOSTAT W/COVER | |
| 1 | EA | 88430 | 9000796005 GAS CONTROL VALVE | |
| 1 | EA | 88338 | 9000876015 18" THERMOCOUPLE | |
| 1 | EA | 66908 | 9001453005 42" KA90 ALUMINUM ZINC ANODE ROD | |
| 1 | EA | 62356 | 9001829005 32IN MAGNESIUM .84 DIA ANODE ROD | |
| 10 | EA | 62747 | 9001954015 WH10-6A 240V UPPER THERMOSTAT W/ECO | |
| 1 | EA | 62777 | 9001976005 AIR PRESSURE SWITCH | |
| 1 | EA | 88447 | 9002072005 HEATING ELEMENT | |
| 1 | EA | 62697 | 9002391005 R/S 26IN COMM THERMOCOUPLE-PILOT GENERATOR | |
| 1 | EA | 62753 | 9002442015 1 3/8IN 4500 BETTER TRLW ELECTRIC HEATING ELEMENT | |
| 1 | EA | 62752 | 9002450015 1 3/8IN 4500 BEST WSHTR ELECTRIC HEATING ELEMENT | |
| 1 | EA | 88339 | 9002514005 NATURAL GAS CONTROL VALVE | |
| 1 | EA | 62932 | 9002518015 HOT SURFACE IGNITOR ASSEMBLY | |
| 10 | PKG | 62717 | 9002563015 3/4" X 2 1/2" PEXLINED NIPPLE (1 PKG OF 2) | |
| 1 | EA | 62730 | 9002832005 GAS CONTROL VALVE | |
| 1 | EA | 62357 | 9002984015 R/S NAT GAS PILOT W/TUBING & ADAPT | |
| 1 | EA | 62358 | 9003040005 #0002000830 MAIN GAS BURNER | |
| 1 | EA | 64074 | 9003382005 BURNER ASSY KIT - NATURAL GAS | |
| 1 | EA | 62375 | 9003385005 NATURAL MAIN BURNER | |
| 1 | EA | 68096 | 9003406005 AIR INTAKE SCREEN | |
| 1 | EA | 88341 | 9003455005 PILOT ASSEMBLY LP | |
| 1 | EA | 88342 | 9003472005 PILOT ASSEMBLY 170D LP | |
| 1 | EA | 62456 | 9003484005 T&P RELIEF VALVE | |
| 1 | EA | 88453 | 9003488005 PILOT ASSEMBLY NATURAL | |
| 1 | EA | 62381 | 9003494005 NATURAL MAIN BURNER ORIFICE | |
| 1 | EA | 64384 | 9003531005 180 DEG FV NAT PILOT ASSEMBLY | |
| 1 | EA | 88343 | 9003540005 PILOT ASSEMBLY NG | |
| 1 | EA | 69461 | 9003542005 190 DEG C NAT FV PILOT ASSEMBLY | |
| 1 | EA | 88344 | 9003544005 PILOT ASSEMBLY 200D LP | |
| 1 | EA | 64120 | 9003573005 BURNER ASSY KIT - NATURAL GAS | |

***Continued on the Following Page***

***Continued from the Previous Page***

| STD PKG | U/M | BERCOR NUMBER | DESCRIPTION | PC-1 EACH |
|---|---|---|---|---|
| 1 | EA | 62182 | 9003626005 75 GAL HOT SURFACE IGNITOR | |
| 1 | EA | 65216 | 9003629005 INTELLIVENT NAT GAS VALVE FOR 75XCVIT | |
| 1 | EA | 88345 | 9003691005 INTELLIVENT NG CONTROL VALVE | |
| 1 | EA | 64855 | 9003739005 GAS VALVE | |
| 1 | EA | 88346 | 9003741005 T&P VALVE | |
| 1 | EA | 62383 | 9003755005 120V 2KW ELEMENT CONVERSION KIT | |
| 1 | EA | 62384 | 9003766005 208V 2KW ELEMENT CONVERSION KIT | |
| 1 | EA | 62341 | 9003892005 33IN ALUMINUM ANODE | |
| 1 | EA | 69972 | 9003944005 16IN ALUM ANODE ROD | |
| 1 | EA | 64846 | 9004027005 POWER VENT ASSEMBLY | |
| 1 | EA | 88347 | 9004028205 NATURAL GAS CONTROL VALVE | |
| 1 | EA | 88348 | 9004049205 NATURAL GAS CONTROL VALVE | |
| 1 | EA | 88349 | 9004102205 NATURAL GAS THERMOSTAT | |
| 1 | EA | 88350 | 9004238215 UPPER PROBE | |
| 1 | EA | 66047 | 9004240005 NAT GAS VALVE FOR 40-50 XCVIT | |
| 1 | EA | 88351 | 9004250205 CONTROL BOARD & DISPLAY PANEL | |
| 1 | EA | 62489 | 9004267005 INTELLIVENT NATURAL GAS VALVE | |
| 1 | EA | 62397 | 9004306005 BLOWER ASSEMBLY | |
| 1 | EA | 88442 | 9004310005 GAS THERMOSTAT LP | |
| 1 | EA | 69974 | 9004312005 NAT GAS CONTROL VALVE | |
| 1 | EA | 62405 | 9004316005 BLOWER ASSEMBLY | |
| 1 | EA | 88352 | 9004358115 2.5" GAS PRESSURE SWITCH | |
| 1 | EA | 88353 | 9004375115 PILOT IGNITOR | |
| 1 | EA | 64908 | 9004441105 PROPANE SMART VALVE | |
| 1 | EA | 88354 | 9004448105 HOT SURFACE IGNITOR | |
| 1 | EA | 88355 | 9004453105 EXHAUST ASSEMBLY | |
| 1 | EA | 88456 | 9004456105 BLOWER ASSEMBLY | |
| 1 | EA | 88356 | 9004475215 LOW GAS PRESSURE SWITCH | |
| 1 | EA | 88437 | 9004477205 IGNITION MODULE | |
| 1 | EA | 65406 | 9004487105 HSI IGNITION CONTROL | |
| 1 | EA | 65408 | 9004492005 IGNITION CONTROL MODULE | |
| 1 | EA | 88357 | 9004506205 DUAL CONTROL | |
| 1 | EA | 88358 | 9004507205 NATURAL GAS VALVE KIT | |
| 1 | EA | 62446 | 9004519205 IGNITER ASSEMBLY | |
| 1 | EA | 62865 | 9004520215 FLAME SENSOR | |
| 1 | EA | 62451 | 9004521205 NAT GAS VALVE | |
| 1 | EA | 64077 | 9004527205 NAT 24 GAS VALVE | |
| 1 | EA | 64079 | 9004528205 PROPANE GAS VALVE | |
| 1 | EA | 64080 | 9004529005 11B79-3 AQUASTAT DUAL LIMIT CONTROL | |
| 1 | EA | 64083 | 9004531205 11B79-2 AQUASTAT DUAL CONTROL | |
| 1 | EA | 88359 | 9004533215 THERMOSTAT | |
| 1 | EA | 88360 | 9004540215 BLOCKED INLET PRESSURE SWITCH | |
| 1 | EA | 64916 | 9004541215 NAT PILOT ASSEMBLY | |
| 1 | EA | 88361 | 9004542215 PILOT BURNER LP | |
| 1 | EA | 64087 | 9004544205 IID IGNITION MODULE | |
| 1 | EA | 88362 | 9004547215 BLOCKED OUTLET SWITCH | |
| 1 | EA | 88363 | 9004548215 BLOCKED INLET SWITCH | |
| 1 | EA | 88364 | 9004549215 BLOCKED OUTLET SWITCH | |
| 1 | EA | 88365 | 9004550215 FLUE SWITCH | |
| 1 | EA | 88366 | 9004566115 HOT SURFACE IGNITOR | |
| 1 | EA | 88367 | 9004569205 IGNITION BOARD | |
| 1 | EA | 88368 | 9004570205 DIGITAL THERMOSTAT | |
| 1 | EA | 88369 | 9004572205 HOT SURFACE IGNITOR | |
| 1 | EA | 88370 | 9004584205 NATURAL GAS CONTROL VALVE | |
| 1 | EA | 88371 | 9004586215 BLOWER PROVER SWITCH | |
| 1 | EA | 88372 | 9004587205 BLOWER MOTOR ASSEMBLY | |
| 1 | EA | 88374 | 9004589215 FLAME SENSOR | |
| 1 | EA | 62866 | 9004606205 IGNITOR ASSEMBLY | |
| 1 | EA | 88375 | 9004614205 DISPLAY BOARD | |
| 1 | EA | 88376 | 9004634215 PRESSURE SWITCH | |
| 1 | EA | 62902 | 9004703105 NAT T-STAT | |
| 1 | EA | 88377 | 9004723115 1/8" PILOT TUBING W/FITTINGS | |
| 1 | EA | 88439 | 9004769105 THERMOSTAT | |
| 1 | EA | 64121 | 9004771115 THERMOCOUPLE | |
| 1 | EA | 88378 | 9004819105 LCWO 120V (4600-11) W/PROBE | |

***Continued on the Following Page***

***Continued from the Previous Page***

| STD PKG | U/M | BEROR NUMBER | DESCRIPTION | PC-1 EACH |
|---|---|---|---|---|
| 1 | EA | 88379 | 9004936105 DAMPER MOTOR 24V | |
| 1 | EA | 88380 | 9004937105 CIRCUIT BOARD | |
| 1 | EA | 64122 | 9004975105 WR11B95-31 DUAL CONTROL | |
| 1 | EA | 62910 | 9004988115 NAT E44576 PILOT BURNER ASSY | |
| 1 | EA | 88440 | 9004991215 GROUND WIRE | |
| 1 | EA | 88381 | 9004993215 ECO CONTROL 60TV-15 | |
| 1 | EA | 88382 | 9005017205 NATURAL GAS CONTROL VALVE | |
| 1 | EA | 64355 | 9005044205 11B06-48 WELL CONTROL | |
| 1 | EA | 62454 | 9005095205 ANODE ROD | |
| 1 | EA | 88383 | 9005105015 PILOT BURNER | |
| 1 | EA | 88384 | 9005108005 INTELLIVENT NG CONTROL VALVE | |
| 1 | EA | 88385 | 9005110005 INTELLIVENT NG CONTROL VALVE | |
| 1 | EA | 64572 | 9005113005 GAS VALVE | |
| 1 | EA | 62911 | 9005256015 FIELD REPLACEMENT IGNITER | |
| 1 | EA | 88386 | 9005332205 BLOWER/SHUTTER ASSEMBLY | |
| 1 | EA | 88458 | 9005680205 FLOW SWITCH | |
| 1 | EA | 64078 | 9005725015 WIRING HARNESS KIT | |
| 1 | EA | 65404 | 9005726215 AIR SENSING SWITCH | |
| 1 | EA | 88452 | 9005748205 BLOWER ASSEMBLY | |
| 1 | EA | 63142 | 9005886215 FLAME SENSOR | |
| 1 | EA | 64923 | 9005891105 NAT THERMOSTAT | |
| 1 | EA | 64924 | 9005892215 1000 ONLY FLAME SENSOR LEGEND | |
| 1 | EA | 88441 | 9005895205 BURNER | |
| 1 | EA | 69997 | 9005899205 3/4IN 150# T&P RELIEF VALVE | |
| 1 | EA | 88387 | 9005900215 INLET SWITCH | |
| 1 | EA | 83845 | 9005908205 THERMAL BALANCER | |
| 1 | EA | 88388 | 9005911205 ECO/OUTLET CONDUIT ASSEMBLY | |
| 1 | EA | 88389 | 9005913205 PROVER SWITCH | |
| 1 | EA | 88390 | 9005915205 TEMPERATURE SENSOR ASSEMBLY | |
| 1 | EA | 88391 | 9005920215 BLOWER PRESSURE SWITCH | |
| 1 | EA | 88392 | 9005921215 BLOCKED OUTLET SWITCH | |
| 1 | EA | 88393 | 9005923205 T&P RELIEF VALVE | |
| 1 | EA | 88394 | 9005924205 150# 1" T&P RELIEF VALVE | |
| 1 | EA | 88395 | 9005927215 ECO OUTLET TEMP ASSEMBLY | |
| 1 | EA | 88396 | 9005933215 IGNITOR GASKET | |
| 1 | EA | 62459 | 9005938005 P40-40 NATURAL GAS BURNER ASSEMBLY | |
| 1 | EA | 62460 | 9005939005 P50-40 NAT GAS BURNER ASSEMBLY | |
| 1 | EA | 62461 | 9005958005 HOT SURFACE IGNITER ASSEMBLY W/DOOR GASKET | |
| 1 | EA | 62885 | 9005962005 GAS CONTROL VALVE | |
| 1 | EA | 62936 | 9005963005 LP GAS CONTROL VALVE KIT | |
| 1 | EA | 66909 | 9005964005 GAS VALVE | |
| 1 | EA | 83337 | 9005968015 FLAME VAPOR SENSOR | |
| 1 | EA | 62674 | 9005989205 HOT SURFACE IGNITER KIT | |
| 1 | EA | 88397 | 9005994105 6" CAST BASE EIFFIKAL DAMPER | |
| 1 | EA | 88398 | 9005995105 8" CAST BASE EIFFIKAL DAMPER | |
| 1 | EA | 88399 | 9006002215 BLOWER PROVER SWITCH | |
| 1 | EA | 62464 | 9006019015 NATURAL GAS BURNER ASSEMBLY | |
| 1 | EA | 64076 | 9006022015 WIRING HARNESS KIT | |
| 1 | EA | 83336 | 9006029015 FLAME VAPOR SENSOR & BRACKET | |
| 1 | EA | 62471 | 9006030005 BLOWER ASSEMBLY | |
| 1 | EA | 83844 | 9006055205 GAS VALVE | |
| 1 | EA | 88400 | 9006066205 NATURAL GAS VALVE | |
| 1 | EA | 88444 | 9006085205 GAS VALVE NATURAL | |
| 1 | EA | 88401 | 9006100205 BURNER GASKET KIT | |
| 1 | EA | 64075 | 9006101205 SHORT WIRES IGNITER 9004504205 | |
| 1 | EA | 88448 | 9006103215 VIEWPORT GASKET KIT | |
| 1 | EA | 64072 | 9006106205 FLAME SENSOR | |
| 1 | EA | 62445 | 9006136005 BURNER ASSEMBLY NAT | |
| 1 | EA | 62355 | 9006143015 PIEZO IGNITOR | |
| 1 | EA | 88402 | 9006201205 PILOT ASSY NATURAL W/TUBING | |
| 1 | EA | 88403 | 9006222105 CONVERSION KIT LP TO NG | |
| 1 | EA | 88449 | 9006235005 ELECTRONIC CONTROL | |
| 1 | EA | 88404 | 9006240005 DISPLAY BOARD | |
| 1 | EA | 88405 | 9006246005 POWERED ANODE KIT LONG | |

***Continued on the Following Page***

***Continued from the Previous Page***

| STD PKG | U/M | BEROR NUMBER | DESCRIPTION | PC-1 EACH |
|---|---|---|---|---|
| 1 | EA | 88461 | 9006262005 COMBINED CONTROLLER | |
| 1 | EA | 88445 | 9006263005 COMBINED CONTROLLER | |
| 1 | EA | 88406 | 9006264005 COMBINED CONTROLLER | |
| 1 | EA | 88407 | 9006265005 COMBINED CONTROLLER | |
| 1 | EA | 88408 | 9006274005 BLOWER ASSEMBLY | |
| 1 | EA | 88454 | 9006279005 BURNER ASSEMBLY | |
| 1 | EA | 88409 | 9006280015 BLOWER PROVER SWITCH | |
| 1 | EA | 88410 | 9006285005 VENTURI GAS VALVE | |
| 1 | EA | 88450 | 9006288015 BLOCKED INLET SWITCH | |
| 1 | EA | 88411 | 9006289015 BLOCKED OUTLET SWITCH | |
| 1 | EA | 88412 | 9006354005 HOT SURFACE IGNITOR ASSEMBLY | |
| 1 | EA | 88459 | 9006423005 BLOWER ASSEMBLY | |
| 1 | EA | 88413 | 9006520005 CENTRAL CONTROL BOARD | |
| 1 | EA | 62380 | 9006620005 BURNER ASSEMBLY NATURAL GAS | |
| 1 | EA | 88414 | 9006621005 BURNER DOOR ASSY NG | |
| 1 | EA | 83334 | 9006655005 GAS VALVE NAT | |
| 1 | EA | 88415 | 9006656005 NATURAL GAS CONTROL VALVE | |
| 1 | EA | 62755 | 9006657005 GAS VALVE LP | |
| 1 | EA | 69973 | 9006666015 200 SERIES NATURAL PILOT ASSEMBLY | |
| 1 | EA | 88416 | 9006909005 SILICONE BURNER GASKET | |
| 1 | EA | 88417 | 9006918005 GAS VALVE NATURAL | |
| 1 | EA | 88418 | 9006921005 125# PRESSURE RELIEF VALVE | |
| 1 | EA | 88431 | 9006953005 PRESSURE SWITCH | |
| 1 | EA | 88419 | 9006968005 IGNITOR | |
| 1 | EA | 88420 | 9007094005 PILOT ASSY NATURAL W/TUBING | |
| 1 | EA | 88457 | 9007099005 PILOT ASSEMBLY W/TUBING | |
| 1 | EA | 88421 | 9007122015 AIR PRESSURE SWITCH | |
| 1 | EA | 88446 | 9007138005 BLOWER BURNER GASKET KIT | |
| 1 | EA | 88451 | 9007245005 EXHAUST ELBOW ASSEMBLY | |
| 1 | EA | 88460 | 9007310005 CONTROL BOARD | |
| 1 | EA | 88422 | 9007328015 PILOT ASSEMBLY NATURAL | |
| 1 | EA | 62853 | 9007358005 NATURAL GAS CONTROL VALVE | |
| 1 | EA | 88423 | 9007555005 NATURAL GAS CONTROL VALVE | |
| 1 | EA | 88443 | 9007601005 GAS CONTROL VALVE NATURAL | |
| 1 | EA | 62382 | 9007604005 ISOLATION VALVE KIT PB FREE | |
| 1 | EA | 88424 | 9007872005 THERMOPILE | |
| 1 | EA | 62374 | 9007876005 PILOT ASSY KIT WITH TUBING | |
| 1 | EA | 62937 | 9007884005 GAS CONTROL VALVE | |
| 1 | EA | 88463 | 9007885005 GAS VALVE | |
| 1 | EA | 88436 | 9007899005 BURNER ASSEMBLY | |
| 1 | EA | 88455 | 9007908005 FINAL BURNER ASSEMBLY NATURAL | |
| 1 | EA | 88425 | 9008101005 GAS VALVE ASSEMBLY | |
| 1 | EA | 88334 | 9008261005 GAS CONTROL VALVE NATURAL | |
| 1 | EA | 88432 | 9008264005 BLOWER | |
| 1 | EA | 88462 | 9008265005 INDUCER | |
| 1 | EA | 88433 | 9008268015 PRESSURE SWITCH | |
| 1 | EA | 88435 | 9008272015 FV SENSOR | |
| 1 | EA | 88335 | 9008277005 BURNER ASSEMBLY NATURAL | |
| 1 | EA | 88434 | 9008288005 IGNITOR | |

# Circulating Loop Connection Assembly Kits

The return loop recirculating fitting kit is used on systems that have a check valve installed in the air handler. Includes di-electrical unions and isolation valves.

| STD PKG | U/M | BERCOR NUMBER | DESCRIPTION | PC-1 EACH |
|---|---|---|---|---|
| 1 | EA | 62761 | 9002604005 RETURN LOOP RECIRCULATING FITTING KIT | |

# Select® 8 and Select® 10 Warranty Extension Kits

Licensed plumbing contractors can extend the limited warranty on eligible State water heaters to 8 years or 10 years by using these kits. Extended warranty kits must be installed within 30 days of intallation of the water heater.

- **Select 8 Kit and Stage I Select 10 Kit Contains:** Instructions, an extension sticker and a certificate request form.
- **Stage II Select 10 Kit Contains:** Instructions, an extension sticker, a hot water outlet secondary anode assembly and cold water nipple with the Silencer™ heat traps. Cannot be used with top T&P models (G suffix).

### State Select 8 and Select 10 Stage I Extended Warranty Kits can be used with:

| Stage I Gas Models | | | | Stage I Electric Models | | | |
|---|---|---|---|---|---|---|---|
| GS6 30 YORT | GS6 40 YBRS | GS6 40 YRRT | GS6 30 YOCT | ES6 30 DORT | ES6 66 DORT | ES6 30 DOLS | ES6 52 DOCT |
| GS6 40 YBRT | GS6 50 YBRS | GS6 50 YRRT | GS6 40 YOCT | ES6 40 DORT | ES6 30 DORS | ES6 40 DOLNS | ES6 66 DOCT |
| GS6 50 YBRT | | GS6 50 YRRT 5 | GS6 50 YOCT | ES6 52 DORT | ES6 40 DORS | ES6 50 DOLS | ES6 50 DOCS |
| GS6 30 YBRS | | GS6 65 YRRT | | ES6 55 DORT | ES6 50 DORS | ES6 40 DOCT | ES6 40 DOLBS |

### State Select 10 Stage II Extended Warranty Kits can be used with:

| Stage II Gas Models and Power Vent Models | | | | Stage II Electric Models | | |
|---|---|---|---|---|---|---|
| GS6 40 YBDS | GS6 40 YBVIT | GS6 50 YRPDT5 | GS6-50-YRVHS-L | ES6 80 DOCT | ES6 80 DORT | ES6-120 DORT |
| GS6 50 YBDS | GS6 50 YBVIT | GS6 75 YRPDT | GS6-40-YBVIS | | | |
| GS6 50 YRDS | GS6 40 YBVIT2 | GS6 40 YBFT | GS6-40-YRVIT | | | |
| GS6 75 YRDS | GS6 50 YBVIT2 | GS6 50 YBFT | GS6-50-YBVIS | | | |
| | GS6 40 YRVIT | GS6 50 YRFT5 | GS6-50-YRVIT | | | |
| | GS6 50 YRVIT | GS6 40 YBFS | GS6-75-YRVHT-L | | | |
| | GS6 50 YRVIT5 | GS6 50 YBFS | GS6-40-HBVIS | | | |
| | GS6 40 YBPDT | | GS6-50-HBVIS | | | |
| | GS6 50 YBPDT | | GS6-75-HRVHT-L | | | |

| STD PKG | U/M | BERCOR NUMBER | DESCRIPTION | PC-1 EACH |
|---|---|---|---|---|
| 1 | EA | 62762 | 9004328005 STATE SELECT 8 WARRANTY EXTENSION KIT | |
| 1 | EA | 62721 | 9004329005 STATE SELECT 10 STAGE I WARRANTY EXTENSION KIT | |
| 1 | EA | 62722 | 9006480005 STATE SELECT 10 STAGE II WARRANTY EXT KIT | |

# Water Heater Accessories

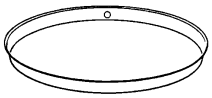

WHP Plastic Drain Pan



6-M24 Aluminum Drain Pan



Di-electric Union



Water Heater Connector

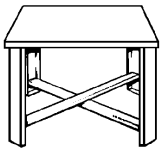

Water Heater Stand

### WHP Plastic Water Heater Drain Pan

Round, black, high-impact plastic pan protects floors and ceilings from water damage. Top O.D. 30", bottom diameter 24", and 1" drain hole with gasket.

### 6-M24 Aluminum Water Heater Drain Pan

Aluminum water heater pans can be installed under gas or electric water heater. Includes a 1" PVC drain fitting for connection to indirect drain. 24" Dia x 2.5" Deep.

### Direct Coupling Water Heater Connector

1-piece, leakproof, water heater connector.
Length: 18" or 24"

### Di-electric Union

Di-electric units help prevent electrolysis between iron and copper for longer water heater life. Female iron pipe to sweat copper.

### Water Heater Stand

18" and 24" diameter are both 18" high. Meets new safety codes.

| STD PKG | U/M | BERCOR NUMBER | DESCRIPTION | PC-1 L/CTN | PC-2 F/CTN |
|---|---|---|---|---|---|
| 20 | EA | 13383 | WHP-24-5 24 IN PLAS WATER HEATER PAN | | |
| 6 | EA | 68919 | 6-M24 24IN ALUM WATER HEATER PAN | | |
| 25 | EA | 53320 | W034SS101018 3/4"FIPX3/4"FIPX18" WATER HEATER CONNECTOR | | |
| 25 | EA | 53321 | W034SS101024 3/4"FIPX3/4"FIPX24" WATER HEATER CONNECTOR | | |
| 1 | EA | 52711 | 301-103NL 1/2IN T571 GALVANIZED DI-ELECTIC UNION | | |
| 1 | EA | 52712 | 301-104NL 3/4IN T571 GALVANIZED DI-ELECTRIC UNION | | |
| 1 | EA | 52713 | 301-105NL 1IN T571 GALVANIZED DI-ELECTRIC UNION | | |
| 1 | EA | 52714 | 301-106NL 1-1/4IN T571 GALVANIZED DI-ELECTRIC UNION | | |
| 2 | EA | 52715 | 301-107NL 1-1/2IN T571 GALVANIZED DI-ELECTRIC UNION | | |
| 1 | EA | 52716 | 301-108NL 2IN T-571 DIELECTRIC UNION | | |
| 120 | EA | 53459 | SWT T-571 1IN GALVANIZED DI-ELECTRIC UNION | | |
| 1 | EA | 53462 | SWT T-571 1 1/4IN GALVANIZED DI-ELECTRIC UNION | | |
| 144 | EA | 53549 | SWT T-571 1/2IN GALVANIZED DI-ELECTRIC UNION | | |
| 1 | EA | 62689 | 9005743005 21IN WTR HTR STAND KIT | | |
| 1 | EA | 62690 | 9005744005 24IN WTR HTR STAND | | |

Streamline® A BRAND OF MUELLER INDUSTRIES

## Pipe Adaptors

### For Residential Electric Water Heaters

**Copper to Male Pipe Adapters** — **Prices Available on Request**

| STD PKG | U/M | BERCOR NUMBER | DESCRIPTION | PC-1 L/CTN | PC-2 F/CTN | PC-3 10 CTNS |
|---|---|---|---|---|---|---|
| 25 | EA | 54209 | WC401 7/8 OD X 3/4 MPT ADAPTER | | | |

**Copper to Female Pipe Adapters** — **Prices Available on Request**

| | | | | | | |
|---|---|---|---|---|---|---|
| 25 | EA | 54193 | WC402 7/8 OD X 3/4 FPT ADAPTER | | | |

GRUNDFOS

# Hot Water Recirculation Comfort Pump

## Retrofit



The Comfort Pump provides instant hot water at the point-of-use. The Comfort Valve is installed at the furthest fixture from the hot water tank. With a built-in timer the pump allows hot water to circulate along the loop through the valve using using the cold water side as a return line. As the temperature rises to 100 degrees the valve closes, directing hot water to the tap, resulting in a constant supply of hot water.

- No return line required
- True retrofit design

### Pump Technical Data

- Flow Range: 0 to 3.4 U.S. GPM
- Head Range: 0 to 3.5 U.S. Feet
- Motor: Single Phase, 115V
- Min. Fluid Temperature: 36° F
- Max. Fluid Temperature: 150° F
- Max. Working Pressure: 145 PSI

### Valve Technical Data

- Patented technology
- Integral check valve
- Connection: 10 ft. cord and 115V plug.
- Timer: 24-Hr., 3-position, 15-min. intervals.

| STD PKG | U/M | BERCOR NUMBER | DESCRIPTION | PC-1 EACH |
|---|---|---|---|---|
| 1 | EA | 66305 | UP15-10SU7P-TLC INSTANT HOT WTR RECIRCULATION PUMP W/VALVE | |
| 15 | EA | 66304 | 595926 COMFORT VALVE | |

GRUNDFOS

# Hot Water Recirculation Comfort Pump

## New Construction



The Comfort System recirculation pump delivers instantaneous hot water to the point-of-use. Return line required.

### Pump Data

- Flow Range: 0 to 3 U.S. GPM
- Head Range: 0 to 5.4 U.S. Feet
- Motor: Single Phase, 115V
- Min. Fluid Temperature: 36° F
- Max. Fluid Temperature: 203° F*
- Max. Working Pressure: 145 PSI

### Electrical Connection

- 5 ft. cord with 115 V plug
- Green light on pump signals Power On

### Pump Controls

- 24-hour AM/PM timer with 20 minute intervals.
- Aquastat Range*: 95° to 150° F

* For open systems, 140° F is the max. temp. to avoid precipitation of calcium in water.

| STD PKG | U/M | BERCOR NUMBER | DESCRIPTION | PC-1 EACH |
|---|---|---|---|---|
| 1 | EA | 66316 | UP10-16BN5 ATLC INSTANT HOT WTR RECIRCULATION PUMP | |

FLEXCON INDUSTRIES

# PH Series Thermo Expansion Tanks

## for Potable Hot Water Heaters



- Designed to maintain safe pressures in domestic water heating systems that utilize a backflow preventer or check valve.
- Meets code for hot water heaters used with Apollo systems to prevent relief valve discharge on every heating cycle.
- 5-year limited warranty.

| Model No. | Capacity Gallons | Maximum Acceptance Volume | System Connection | Dimensions (In.) | | Weight (Lbs.) |
|---|---|---|---|---|---|---|
| | | | | Diameter | Height | |
| PH-5 | 2.1 | 1.0 gallon | 3/4" MNPT | 8.0 | 11.6 | 5.0 |
| PH-12 | 4.8 | 2.4 | 3/4" MNPT | 11.0 | 14.5 | 10.0 |

| STD PKG | U/M | BERCOR NUMBER | DESCRIPTION | PC-1 EACH |
|---|---|---|---|---|
| 1 | EA | 62931 | PH-5 2.1 GALLON CAPACITY EXPANSION TANK | |
| 1 | EA | 62930 | PH-12 4.8 GALLON CAPACITY EXPANSION TANK | |

# Honeywell AMX101 Thermostatic Mixing Valve

## DirectConnect™ Model



- Engineered for fast installation. The orientation of the mix and cold ports eliminates the need for elbows on water heater installations.
- Reduces installation time and number of parts by half.
- Adjustable temperature range: 90° to 130°F
- Easy recirculation; integrated NPT port allows for optional recirculation.
- DirectConnect™ to water heater —NPT bottom connection attaches easily.
- Built-in check valve prevents reverse flow of hot water through the cold port.

| STD PKG | U/M | BERCOR NUMBER | DESCRIPTION | PC-1 EACH |
|---|---|---|---|---|
| 1 | EA | 69010 | AMX101-US-1LF/U 3/4" SWEAT DIRECTCONNECT VALVE | |

# Honeywell AMX101 Thermostatic Mixing Valve



- Designed to prevent scalding; meets multiple industry safety certification: ASSE 1016 and 1017, CSA and IAPMO.
- Designed to increase the amount of usable hot water by up to 50%.
- Allows homeowners to store water at 140° F to prevent Legionella growth, but receive safe, comfortable water at sinks, shower or tub.

| STD PKG | U/M | BERCOR NUMBER | DESCRIPTION | PC-1 EACH |
|---|---|---|---|---|
| 1 | EA | 69019 | AM101-US-1/U 3/4" SWEAT THERMOSTATIC MIXING VALVE | |

# Honeywell AMX300 Thermostatic Mixing Valve Kit



- Kit includes mixing valve, cold water tee, 8" metal connector and thermostrip.
- Easy installation on water heaters
- Commonly used for scalding protection and more usable hot water
- ASSE 1017 approved for point of source/whole house protection
- Teflon® coating extends service valve
- Integrated recirculation, hot and cold water ports

| STD PKG | U/M | BERCOR NUMBER | DESCRIPTION | PC-1 EACH |
|---|---|---|---|---|
| 1 | EA | 69034 | AMX300T/U DIRECT CONNECT WATER HEATER KIT 3/4 INCH | |
| 1 | EA | 69035 | AMX300/U 3/4 INCH ASSE 1017 MIXING VAVLE ONLY FOR AMX300T | |

# Uponor AquaPex® Potable Water System




AquaPex tubing is cross-linked polyethylene tubing for hot and cold potable water service and distribution. Non-toxic formula makes it completely clean, healthy, and safe. Smooth, cross-linked structure makes it resistant to corrosion. AquaPex tubing will not corrode, pit, or scale.

**Temperature and Pressure Ratings:**
73.4° F @ 160 PSI
180° F @ 100 PSI
200° @ 80 PSI

**NOTE:**
- DO NOT use AquaPex where temperature and pressure consistently exceed ratings.
- DO NOT use or store AquaPex where it will be exposed to direct sunlight for more than 30 days.
- DO NOT weld or glue AquaPex.
- DO NOT apply open flame to AquaPex.
- DO NOT install AquaPex within 6" of any gas appliance vents or within 12" of any recessed light fixtures.
- DO NOT solder within 18" of any AquaPex tubing in the same water line.
- DO NOT use AquaPex tubing for an electrical ground.

## Pex Coils for Potable Water

| STD PKG | U/M | BERCOR NUMBER | DESCRIPTION | PC-1 1-4 | PC-2 5 |
|---|---|---|---|---|---|
| 1 | CL | 68440 | F1060500 1/2 AQUAPEX 300 FT | | |
| 1 | CL | 68441 | F1060750 3/4 AQUAPEX 300 FT | | |
| 1 | CL | 68442 | F1061000 1" AQUAPEX 300 FT | | |

## ProPex 1" Copper Manifolds with 1/2" Outlets

| STD PKG | U/M | BERCOR NUMBER | DESCRIPTION | PC-1 EACH |
|---|---|---|---|---|
| 1 | EA | 68443 | Q2801050 1" PROPEX MANIFOLD 4 OUTLET 1/2" | |
| 1 | EA | 68444 | Q2811050 1" PROPEX MANIFOLD 6 OUTLET 1/2" | |
| 1 | EA | 68445 | LF2821050 1" PROPEX MANIFOLD 8 OUTLET 1/2" | |
| 1 | EA | 68446 | Q2831050 1" PROPEX MANIFOLD 10 OUTLET 1/2" | |
| 1 | EA | 68447 | Q2841050 1" PROPEX MANIFOLD 12 OUTLET 1/2" | |
| 1 | EA | 68587 | Q2807550 1"PROPEX MANIFOLD W/3/4" PROPEX END 4 OUTLETS 1/2" | |
| 1 | EA | 68588 | Q2817550 1"PROPEX MANIFOLD W/3/4" PROPEX END 6 OUTLETS 1/2" | |
| 1 | EA | 68589 | Q2827550 1"PROPEX MANIFOLD W/3/4" PROPEX END 8 OUTLETS 1/2" | |
| 1 | EA | 68590 | Q2807557 1"PROPEX MANIFOLD W/3/4" PROPEX ENDS 4 OUTLETS 1/2" | |
| 1 | EA | 68591 | Q2817557 1"PROPEX MANIFOLD W/3/4" PROPEX ENDS 6 OUTLETS 1/2" | |
| 1 | EA | 68592 | Q2827557 1"PROPEX MANIFOLD W/3/4" PROPEX ENDS 8 OUTLETS 1/2" | |

## Copper 1" Manifolds with 3/4" Copper Outlets

| | | | | |
|---|---|---|---|---|
| 1 | EA | 68451 | F2741075 1" COPPER MANIFOLD 2 OUTLET 3/4" | |

## ProPex Male NPT (Pex to Male NPT) Fittings

| | | | | |
|---|---|---|---|---|
| 10 | EA | 68437 | Q4526375 MALE NPT 5/8" PEX X 3/4" NPT FITTING | |
| 25 | EA | 68453 | LF4525050 MALE NPT 1/2" PEX X 1/2" NPT FITTING | |
| 25 | EA | 68454 | LF4527575 MALE NPT 3/4" PEX X 3/4" NPT FITTING PROPEX LF | |
| 10 | EA | 68455 | LF4521010 PRO PEX 1"X1" NPT BRASS FITTING | |

## ProPex Female NPT (Pex to Female NPT) Fittings

| | | | | |
|---|---|---|---|---|
| 25 | EA | 68456 | LF4575050 FEMALE NPT 1/2 PEX X 1/2 NPT FITTING | |
| 25 | EA | 68457 | Q4577575 FEMALE NPT 3/4 PEX X 3/4 NPT FITTING | |
| 10 | EA | 68458 | LF4571010 FEMALE NPT 1"PEX X 1"NPT FITTING | |

## ProPex Fitting Assemblies

| | | | | |
|---|---|---|---|---|
| 10 | EA | 68435 | Q4020500 1/2" PEX FITTING ASSEMBLY | |
| 10 | EA | 68436 | Q4020625 5/8" PEX FITTING ASSEMBLY | |

## ProPex Coupling (Pex to Pex)

| | | | | |
|---|---|---|---|---|
| 10 | EA | 66774 | Q4776363 5/8"PEX X 5/8"PEX PLASTIC COUPLING | |
| 25 | EA | 68375 | Q4773838 3/8"PEX X 3/8"PEX PLASTIC COUPLING | |
| 25 | EA | 68379 | Q4775050 1/2"PEX X 1/2"PEX PLASTIC COUPLING | |
| 25 | EA | 68399 | Q4777575 3/4"PEX X 3/4"PEX PLASTIC COUPLING | |
| 10 | EA | 68574 | Q4771010 1" PEX X 1" PEX PLASTIC COUPLING | |

***Continued on the Following Page***

***Continued from the Previous Page***

## ProPex Tees (Pex to Pex to Pex)

| STD PKG | U/M | BERCOR NUMBER | DESCRIPTION | PC-1 EACH |
|---|---|---|---|---|
| 25 | EA | 68439 | Q4757575 3/4"PEX X 3/4"PEX X 3/4" PEX PLASTIC TEE | |
| 10 | EA | 68468 | Q4701751 1"PEX X 3/4"PEX X 1"PEX BRASS TEE | |
| 10 | EA | 68469 | Q4701775 1"PEX X 3/4"PEX X 3/4" PEX BRASS TEE | |
| 25 | EA | 68520 | Q4755050 1/2"X1/2"X1/2"PEX PLASTIC TEE | |
| 25 | EA | 68521 | Q4757550 3/4"X3/4"X1/2"PEX PLASTIC TEE | |
| 25 | EA | 68522 | Q4757555 3/4"X1/2"X1/2"PEX PLASTIC TEE | |
| 25 | EA | 68523 | Q4757557 3/4"X1/2"X3/4"PEX PLASTIC TEE | |
| 10 | EA | 68593 | Q4751010 1"PEX X 1"PEX X 1"PEX PLASTIC TEE | |

## ProPex Adapter (Pex to Copper Pipe)

| | | | | |
|---|---|---|---|---|
| 10 | EA | 68397 | Q4516350 5/8"PEX X 1/2"CU ADAPTER | |
| 10 | EA | 68398 | Q4516375 5/8"PEX X 3/4"CU ADAPTER | |
| 25 | EA | 68472 | LF4515050 1/2"PEX X 1/2"CU ADAPTER Q4515050 | |
| 25 | EA | 68473 | LF4517575 3/4"PEX X 3/4"CU ADAPTER | |
| 10 | EA | 68474 | LF4511010 1"PEX X 1"CU PROPEX LF BRASS SWEAT ADAPTER | |
| 25 | EA | 68511 | Q4515075 1/2"PEX X 3/4"CU ADAPTER | |
| 10 | EA | 68512 | Q4517510 3/4"PEX X 1"CU ADAPTER | |

## ProPex Fitting Adapters (Pex to Copper Fittings)

| | | | | |
|---|---|---|---|---|
| 25 | EA | 68475 | LF4505050 1/2"PEX X 1/2"CU FITTING ADAPTER | |
| 25 | EA | 68476 | LF4507575 3/4"PEX X 3/4"CU FITTING ADAPTER | |
| 10 | EA | 68477 | LF4501010 1"PEX X 1"CU FITTING ADAPTER | |

## ProPex Fittings, Elbows

| | | | | |
|---|---|---|---|---|
| 25 | EA | 68518 | Q4760500 1/2"X1/2"PEX PLASTIC ELBOW | |
| 25 | EA | 68519 | Q4760750 3/4"X3/4"PEX PLASTIC ELBOW | |

## Stub Outs

| | | | | |
|---|---|---|---|---|
| 25 | EA | 68420 | F5120500 1/2" DROP EAR BEND SUPPORT | |
| 25 | EA | 68478 | Q4235050 1/2"PEX X 1/2"FEMALE NPT DROP EAR ELBOW | |
| 25 | EA | 68479 | F5140500 1/2" STRAIGHT-THRU SUPPORT | |
| 25 | EA | 68480 | Q2885050 1/2"PEX X 1/2"CU PROPEX COPPER TUB ELL | |
| 25 | EA | 68481 | LF2865050 1/2"PEX X 1/2"CU PROPEX COPPER STUB ELL | |
| 25 | EA | 68482 | Q2897575 3/4"PEX X 3/4"CU PROPEX COPPER STUB ELL | |

## Brass ProPex Plugs

| | | | | |
|---|---|---|---|---|
| 25 | EA | 68483 | Q4535050 1/2"PEX PLUG BRASS | |
| 25 | EA | 68484 | Q4537575 3/4"PEX PLUG BRASS | |
| 10 | EA | 68485 | Q4531000 1"PEX PLUG BRASS | |

## Plastic ProPex Plugs (For Pressure Testing and Permanent Installations)

| | | | | |
|---|---|---|---|---|
| 25 | EA | 68486 | Q4350500 1/2"PEX PLUG PLASTIC | |

## ProPex Rings (Spare Parts)

| | | | | |
|---|---|---|---|---|
| 50 | EA | 66767 | Q4690302 3/8"PEX BLUE RING | |
| 50 | EA | 68488 | Q4690501 1/2"PEX RED RING | |
| 50 | EA | 68489 | Q4690512 1/2"PEX BLUE RING | |
| 50 | EA | 68491 | Q4690751 3/4"PEX RED RING | |
| 50 | EA | 68492 | Q4690756 (Q4690752) 3/4" RING | |
| 50 | EA | 68493 | Q4691000 1"PEX WHITE RING | |
| 50 | EA | 68510 | Q4680625 5/8"PEX WHITE RING | |

## Bend Supports

| | | | | |
|---|---|---|---|---|
| 25 | EA | 68528 | A5250500 (A5150500) 1/2" PLASTIC BEND SUPPORT | |
| 50 | EA | 68529 | A5150750 3/4" PLASTIC BEND SUPPORT | |

## Fasteners

| | | | | |
|---|---|---|---|---|
| 1 | PKG | 68496 | F7050750 1/2"-3/4" TUBE TALON 100/PKG | |
| 1 | PKG | 68497 | F7051000 1"PEX TUBE TALON 50/PKG | |
| 1 | PKG | 68526 | F7051258 1/2"-5/8" PEX CLIP-PLASTIC 100/PKG | |

## Valves

| | | | | |
|---|---|---|---|---|
| 10 | EA | 68500 | Q4805050 1/2"PEX X 1/2"COPPER BALL VALVE | |
| 10 | EA | 68501 | Q4815050 1/2"PEX X 1/2"PEX BALL VALVE | |
| 10 | EA | 68503 | Q4838809 1/2"PROPEX ICE MACH OUTLET BOX | |
| 10 | EA | 68524 | LF4865038 1/2" PROPEX STRAIGHT STOP VALVE | |
| 10 | EA | 68525 | Q4855038 1/2" PROPEX ANGLE STOP VALVE | |

## Miscellaneous

| | | | | |
|---|---|---|---|---|
| 25 | EA | 68504 | F5600500 1/2"PEX CHROME FINISH SLEEVE | |

## ESP15 Standby Sump Pump

### 12 Volt Battery Backup System




- Fully submersible
- Maximum Flow: 1750 GPH
- Flow at 10' of Discharge Lift: 720 GPH

| STD PKG | U/M | BERCOR NUMBER | DESCRIPTION | PC-1 EACH |
|---|---|---|---|---|
| 1 | EA | 95605 | ESP15/57609-WYN1 12V STANDBY SUMP PUMP | |

## 441 Standby Sump Pump

### 12V Battery Operated



**Features**

- Automatic start-up
- Advanced 5-stage charging system
- Audible in-use alarm and light
- Works with marine-type deep-cycle batteries (Not included with system; type M27 reccomended)

**Specifications**

- Input: 120Vac, 0.19Aac, 60Hz
- Output: 12Vdc, 900mA
- Safety Time: 150 hours

**Includes**

- Battery box and strap (battery not included)
- 12 volt charger
- Tee, check valve and bushing for 1-1/2" or 1-1/4" connections

| STD PKG | U/M | BERCOR NUMBER | DESCRIPTION | PC-1 EACH |
|---|---|---|---|---|
| 1 | EA | 95558 | 441 12 VOLT EMERGENCY SUMP PUMP SYSTEM | |

## NK-1 Small Submersible Pump



Designed to operate when the pump is totally submerged in fluid. It is hermetically sealed and filled with a special oil that provides lifetime lubrication and rapid dissipation of heat.

Unit features a sump-type pick up, smooth intake, 1/4" MNPT, discharge, cast aluminum housing with protective epoxy coating, 6' power cord with 3-prong molded plug, and is impedance protected.

NK-1 is designed for use in mild acids, alkalies, hard water applications, and where copper and fluid are in contact.

| GPH 1 Ft | GPH 3 Ft | GPH 5 Ft | Shut-Off | PSI | STD PKG | U/M | BERCOR NUMBER | DESCRIPTION | PC-1 EACH |
|---|---|---|---|---|---|---|---|---|---|
| 210 | 180 | 150 | 10.2 | 4.4 | 6 | EA | 95543 | NK-1 SUBMERSIBLE PUMP | |

## BSPF33 Submersible Sump Pump



- 1/3 HP thermoplastic
- Reliable, reinforced thermoplastic volute
- Stainless steel fasteners
- Vertical float switch
- Reinforced poly-carbonate impeller
- Oil-filled motor prevents overheating
- Top suction screen filters debris
- High capacity 1-1/2" NPT discharge
- Will replace most submersible sumps
- 11" or wider sump basins

| | Discharge Head | | |
|---|---|---|---|
| 5 Ft | 10 Ft | 15 Ft | 20 Ft |
| 55 GPM | 42 GPM | 23 GPM | 2 GPM |

| STD PKG | U/M | BERCOR NUMBER | DESCRIPTION | PC-1 EACH |
|---|---|---|---|---|
| 1 | EA | 95607 | BSPF33 1/3 HP VERTICAL FLOAT SUMP PUMP | |

# 240 Series Submersible Sump Pump



### Features

- Rugged 1/4 HP motor, oil-filled, with thermal overload protection
- Hermetically sealed motor and swtich cavities, and permanently lubricated bearings
- Liberty's uni-body casting is a solid, one-piece housing that eliminates the lower motor seal ring found on other pumps
- Inegral, mid-mounted "peripheral-port" inlets eliminate bottom suction of debris
- Stainless steel volute intake plate is internally mounted and will not corrode.
- 8 vane, glass reinforced thermoplastic impeller features a no-clog design

### Specifications

- 1/4 HP, 115V, 6.0 amps, 60 Hz, 3400 RPM
- Weight: 21 Lbs
- Height: 10"
- Major Width: 9.0"

| STD PKG | U/M | BERCOR NUMBER | DESCRIPTION | PC-1 EACH |
|---|---|---|---|---|
| 1 | EA | 95555 | 247 1/4 HP SUMP PUMP | |

# 250 & 280 Series Sump/Effluent Pumps



250 Series



280 Series

### Features

- 1-1/2" discharge
- Permanently lubricated bearings
- Epoxy powder coat finish
- Vortex styler impeller for superior solids handling
- Fasteners made of all non-corrosive stainless steel
  Thermally protected
  Maximum Fluid Temperature: 140° F

### 250 Series

- 1/3 HP, 115V, 5.2 amps, 60Hz
- Weight: 20 LBS
- Height: 10.5"
- Major Width: 9.6"

### 280 Series

- 1/2HP, 60Hz, 3450 RPM
- Weight: 29 Lbs
- Height: 13"
- Major Width: 10"

| STD PKG | U/M | BERCOR NUMBER | DESCRIPTION | PC-1 EACH |
|---|---|---|---|---|
| 1 | EA | 95556 | 257 1/3 HP SUMP PUMP | |
| 1 | EA | 95557 | 287 1/2 HP SUMP PUMP | |

# BCAPSE50 Submersible Sewage Pump



- Oil-filled, thermally protected motor prevents overheating
- 2" NPT discharge capable of handling 2" solids
- Lower ball bearing for quiet operation and long life

| Discharge Head | 5 Ft | 10 Ft. | 15 Ft. |
|---|---|---|---|
| | 5400 GPH | 3540 GPH | 600 GPH |

| STD PKG | U/M | BERCOR NUMBER | DESCRIPTION | PC-1 EACH |
|---|---|---|---|---|
| 1 | EA | 95552 | BCAPSE40 4/10 HP SEWAGE PUMP | |

# Group 11 Oil Burner Parts and Accessories

Group 11 Oil Burner Parts and Accessories


Suntec Pumps..... 11 - 1
Oil Burners..... 11 - 1
Oil Burner Supplies..... 11 - 2
Honeywell Oil Burner Controls..... 11 - 8

# A-7100 Series Pumps and Replacement Parts

## Pumps Replaces all " J" Series Pumps




| A | 2 | V | A | 71 | 16 |
|---|---|---|---|---|---|
| A = Single-Stage<br>B = Two-Stage | Speed<br>1 = 1725 rpm<br>2 = 3450 rpm | Strainer Capacity<br>V = 3 gph<br>Y = 7 gph<br>T = 16 gph<br>G = 25 gph | Rotation & Nozzle Location<br>A = RH-RH<br>B = RH-LH<br>C = LH-LH<br>D = LH - RH | Model Features<br>*71 = 3 gph, diaphragm valve, lip seal, positive drive<br>79 = 7 gph, diaphragm valve, lip seal | ID Number<br>(See chart below) |

| ID Number | | | | |
|---|---|---|---|---|
| **No.** | **Rot.** | **Nozzle Loc.** | **Mount Type** | **Speed** |
| 12 | RH | RH | Flange | 1725 |
| 13 | RH | LH | Flange | 1725 |
| 16 | RH | RH | Flange | 3450 |
| 17 | RH | LH | Flange | 3450 |
| 18 | LH | LH | Flange | 3450 |

* The 71 models are designed to replace the 70 models having the same ID number.

### 1725 RPM, 2-Bolt, Flange, Single-Stage Pump

| STD PKG | U/M | BERCOR NUMBER | DESCRIPTION | PC-1 EACH |
|---|---|---|---|---|
| 1 | EA | 77077 | A1YA-7912 CW-R SUNTEC PUMP NEW | |

### 3450 RPM, 2 Bolt, Flange, 2-Stage Pump

| | | | | |
|---|---|---|---|---|
| 1 | EA | 77069 | A2VA-7116 CW-R SUNTEC PUMP NEW | |

### Pump Replacement Parts

| For Use With | STD PKG | U/M | BERCOR NUMBER | DESCRIPTION | PC-1 EACH |
|---|---|---|---|---|---|
| J & H Series Pumps | 1 | EA | 77126 | 3779071 1/16 IN SUNTEC BYPASS PLUG | |
| A Series Pumps | 1 | PKG | 77168 | 3779801 SUNTEC GASKET | |

# Blue Angel HS Oil Burners



Burns No. 1 or 2 Heating Oil
Nozzle Range: .50 to 3.00 GHP
BTU Input: 70,000 to 300,000 BTU

### HS Oil Burners

| STD PKG | U/M | BERCOR NUMBER | DESCRIPTION | PC-1 EACH |
|---|---|---|---|---|
| 1 | EA | 61901 | 300-711C 6IN HS OIL BURNER | |
| 1 | EA | 61902 | 300-713C 9IN HS OIL BURNER | |

### Parts and Accessories

| For Use With | STD PKG | U/M | BERCOR NUMBER | DESCRIPTION | PC-1 EACH |
|---|---|---|---|---|---|
| HS | 1 | SET | 61907 | 21684 2/SET ELECTRODE ASSEMBLY | |
| HS | 1 | EA | 61908 | 100989-061 MODEL HS ELECTRODE ASSEMBLY | |
| OAE, EH, and FH | 1 | EA | 61962 | 12550 ELECTRODE STEM & WASHER | |
| OAE, EH, and FH | 1 | EA | 61963 | 23101-E 115/60 TRANSFORMER PKG | |
| OAE, EH, and FH | 1 | EA | 61966 | 20442 1/2 HP 3450 RPM MOTOR | |

HAGO PRECISION OIL BURNER NOZZLES

# Oil Nozzle Adapters & Box



## Adapters

| Length (In.) | STD PKG | U/M | BERCOR NUMBER | DESCRIPTION | PC-1 EACH |
|---|---|---|---|---|---|
| 1 | 2 | EA | 51458 | 1/4 IN SHORT ADAPTER | |
| 2 | 3 | EA | 51455 | 1/4 IN LONG ADAPTER | |
| 1 | 1 | EA | 51457 | 1/8 IN SHORT ADAPTER | |
| 1-3/8 | 5 | EA | 51460 | 1/8 IN STANDARD ADAPTER | |

## Nozzle Box

| STD PKG | U/M | BERCOR NUMBER | DESCRIPTION | PC-1 EACH |
|---|---|---|---|---|
| 12 | EA | 51031 | 96-NOZZLE BOX | |

HAGO PRECISION OIL BURNER NOZZLES

# "B" Solid Cone Nozzles, Black Cap



For Armstrong furnaces. These nozzles are designed to give optimum combustion efficiency on high static pressure flame retention burners that specify a "B" pattern. Somewhat more fuel is concentrated towards the center of the spray.

| STD PKG | U/M | BERCOR NUMBER | DESCRIPTION | PC-1 1-11 | PC-2 12-23 | PC-3 24-99 | PC-4 100 |
|---|---|---|---|---|---|---|---|
| 12 | EA | 51390 | .65-80 DEG B NOZZLE | | | | |
| 12 | EA | 51391 | .75-80 DEG B NOZZLE | | | | |
| 12 | EA | 51392 | .85-80 DEG B NOZZLE | | | | |
| 12 | EA | 51393 | 1.00-80 DEG B NOZZLE | | | | |

HAGO PRECISION OIL BURNER NOZZLES

# "SS" Semi-Solid Cone Nozzles, Blue Cap



"SS" nozzles are suitable for most general applications where exact air pattern or spray pattern requirements can't be established. Droplet distribution is relatively even across spray cone in smaller flow rates, but becomes more hollow as flow rate increases. Semi-solid cones produce a finer oil break-up than a solid cone.

| STD PKG | U/M | BERCOR NUMBER | DESCRIPTION | PC-1 1-11 | PC-2 12-23 | PC-3 24-99 | PC-4 100 |
|---|---|---|---|---|---|---|---|
| 12 | EA | 51082 | .65-60 DEG SS NOZZLE | | | | |
| 12 | EA | 51086 | .75-60 DEG SS NOZZLE | | | | |
| 12 | EA | 51088 | .75-80 DEG SS NOZZLE | | | | |
| 12 | EA | 51093 | .85-80 DEG SS NOZZLE | | | | |
| 12 | EA | 51109 | 1.25-80 DEG SS NOZZLE | | | | |
| 12 | EA | 51120 | 1.50-80 DEG SS NOZZLE | | | | |
| 12 | EA | 51168 | 3.00-60 DEG SS NOZZLE | | | | |
| 12 | EA | 51221 | 6.00-45 DEG SS NOZZLE | | | | |

HAGO PRECISION OIL BURNER NOZZLES

## "H" Hollow Cone Nozzles, Red Caps



Produces very fine and uniform atomization with a sharp maintained spray pattern breaking right at the orifice. Has extremely hollow center.

| STD PKG | U/M | BERCOR NUMBER | DESCRIPTION | PC-1 1-11 | PC-2 12-23 | PC-3 24-99 | PC-4 100 |
|---|---|---|---|---|---|---|---|
| 12 | EA | 51266 | .65-80 DEG HC NOZZLE | | | | |
| 12 | EA | 51269 | .75-70 DEG HC NOZZLE | | | | |
| 12 | EA | 51270 | .75-80 DEG HC NOZZLE | | | | |
| 12 | EA | 51272 | .85-70 DEG HC NOZZLE | | | | |
| 12 | EA | 51273 | .85-80 DEG HC NOZZLE | | | | |
| 12 | EA | 51274 | .85-90 DEG HC NOZZLE | | | | |
| 12 | EA | 51279 | 1.00-80 DEG HC NOZZLE | | | | |
| 12 | EA | 51280 | 1.00-90 DEG HC NOZZLE | | | | |
| 12 | EA | 51288 | 1.20-60 DEG HC NOZZLE | | | | |
| 12 | EA | 51293 | 1.25-70 DEG HC NOZZLE | | | | |
| 12 | EA | 51294 | 1.25-80 DEG HC NOZZLE | | | | |
| 12 | EA | 51323 | 2.00-60 DEG HC NOZZLE | | | | |
| 12 | EA | 51384 | .60-90 DEG HC NOZZLE | | | | |
| 5 | EA | 51561 | .75-90 DEG HC NOZZLE | | | | |

W P

## Oil Cartridges



| For Use With | STD PKG | U/M | BERCOR NUMBER | DESCRIPTION | PC-1 L/CTN | PC-2 F/CTN | PC-3 4 CTNS |
|---|---|---|---|---|---|---|---|
| Fulflo | 12 | EA | 50521 | P4FO-1B FELT OIL CARTRIDGE (FULFLO) | | | |
| General | 36 | EA | 50601 | AO25 OIL CARTRIDGE (USE W/1A-25A) | | | |
| General | 12 | EA | 50603 | AO30 OIL CARTRIDGE (GENERAL) | | | |
| General | 12 | EA | 50605 | AO70 OIL CARTRIDGE (GEN)(USE W/2A-700A) | | | |

GENERALAire

## Oil Filters




| For Use With | STD PLG | U/M | BERCOR NUMBER | DESCRIPTION | PC-1 L/CTN | PC-2 F/CTN | PC-3 4 CTNS |
|---|---|---|---|---|---|---|---|
| General | 12 | EA | 50600 | 1A-25B 3/8IN 10GPH FIRING RATE @ 10 MICRONS 12PST FUEL OIL FILTER | | | |

# Transformers and Mounting Plates



LAUV



LA4V



1092-F



85EY-2



10SAY



421BT



51771U



MP-SAY-03 & 04

### LAUV Universal Replacement Ignition Transformer

- U.L. Listed
- 3 sets of fixed high voltage terminals
- Completely enclosed junction box with multiple knockouts
- Flexible mounting plate included
- Accessory package included

### LA4V Universal Replacement Transformer

- 120V 60 Hz Primary 23mA 240VA
- 240V 60 Hz Primary 23 mA 240VA (Special Order)
- 10,000 V Secondary

### 1092-F Heavy Duty Industrial Transformer

- 120 Vac 60 Hz Primary
- 6000V 20mA 165 VA Secondary

### 85EY-2 Heavy Duty Industrial Transformer

- 120 V 60 Hz
- 8500V Secondary
- 23MA 210VA

### 10SAY Electronic Oil Igniter Kit

- UL and CSA Recognized
- 6kV RMS, 240kVP Spark
- 35mA Output Current
- Secondary Midpoint Ground

### 421BT

- 120 V 60 Hz
- 10,000 V secondary
- 23mA

| STD PKG | U/M | BERCOR NUMBER | DESCRIPTION | PC-1 EACH |
|---|---|---|---|---|
| 1 | EA | 75898 | LAUV MULTI POSITION TRANSFORMER | |
| 1 | EA | 75904 | LA4V 120V TRANSFORMER | |
| 1 | EA | 75908 | 1092-F 120 VOLT TRANSFORMER | |
| 1 | EA | 75896 | 85EY-2 TRANSFORMER | |
| 1 | EA | 75906 | 421BT-384 120V TRANSFORMER | |
| 1 | EA | 75907 | 421BT-636 MULTI POSITION TRANSFORMER | |
| 1 | EA | 75902 | 10-SAY-KIT IGNITER TOOL BOX | |
| 1 | EA | 75895 | 51838U IGNITOR ONLY | |
| 1 | EA | 61427 | 51771U IGNITER ASSEMBLY | |
| 1 | EA | 75899 | MP-SAY-03 WAYNE M BASE PLATE ONLY | |
| 1 | EA | 75900 | 51830U BECKETT A BASE PLATE ONLY | |

# Standard Electrodes




| STD PKG | U/M | BERCOR NUMBER | DESCRIPTION | PC-1 EACH |
|---|---|---|---|---|
| 1 | PR | 51871 | 2M4 4" X 9/16 DIA ELECTRODE | |
| 1 | PR | 51873 | 2M5 5" X 9/16 DIA ELECTRODE | |

# Electrode Cross Reference Chart

## Westwood to Steinen and Dielectric

| Westwood | | Steinen | Dielectric |
|---|---|---|---|
| Bercor No. | Model | Mfg. | Mfg. |
| 51871 | 2M4 Electrode | E 30 4 Electrode | 2B4 Electrode |
| 51873 | 2M5 Electrode | E 30 5 Electrode | 2B5 Electrode |

# Ignition Parts



**Cable**




**Coupling**



**Electrode Gage**

| STD PKG | U/M | BERCOR NUMBER | DESCRIPTION | PC-1 EACH |
|---|---|---|---|---|
| 100 | FT | 52211 | E60-100 GTO-15 ELECTRODE CABLE | |
| 10 | EA | 50871 | S85-500 #88 CARDED COUPLING | |
| 1 | EA | 51037 | IGNITOR GAGE ELECTRODE TIP SETTING GAGE | |

# DIVERSITECH Oil Burner Service Chemicals



HP-MS-03




HP-SKDP-20




HP-SKDS-16

### P-SKDP-20 Spill Kill Powder

A one-step liquid absorbent and deodorant with a convenient shaker top. Multi-functional Spill Kill absorbs and deodorizes fuel oil and other liquid spills. The unique granular formula soaks up liquids and entraps odors much faster than dusty powders. The quick-absorbing action minimizes the slip hazards associated with liquid spills.

### HP-SKDS-16 Spill Kill Spray

Neutralizes noxious fuel oil odors while imparting a pleasant residual fragrance. The safe, non-flammable formula lends itself to other deodorizing applications where noxious odors are a problem.

| STD PKG | U/M | BERCOR NUMBER | DESCRIPTION | PC-1 L/CTN | PC-2 F/CTN |
|---|---|---|---|---|---|
| 36 | EA | 55054 | HP-MS-03 MAGIC SOOT STICK | | |
| 12 | EA | 55051 | HP-SKDP-20 SPILL KILL POWDER | | |
| 12 | EA | 55052 | HP-SKDS-16 SPILL KILL SPRAY | | |

# RECTORSEAL Oil Burner Service Chemicals



Sootomagic




Odorgon




Sootmaster

### Odorgon™ Powder

- Kills odors and absorbs oil from concrete and other floors.
- Handy for cleaning up after spills and oil leaks.
- Leaves a pleasant odor after absorbing spills.
- Sifter top for controlled economical usage and clean storage.
- Non-explosive, non-flammable and safe.

### Odorgon™ Spray

- Kills oil and other industrial odors.
- Covers vertical surfaces and corners.
- A pleasant mild fragrance that doesn't linger.
- Non-flammable

### Sootmaster™ Powder

- Removes soot from oil and gas-fired burners.
- Works both by catalysis and supplying extra oxygen.
- Applied by scattering or dusting surface with a sprayer.
- Contains no lead.

### Sootomagic™ The Original Soot Stick

- Destroys soot quickly by catalytic low temperature ignition.
- Residual soot removal coating works even after stick is consumed.
- Fits through all combustion chamber openings.
- Non-corrosive, non-explosive and no lead.

| STD PKG | U/M | BERCOR NUMBER | DESCRIPTION | PC-1 L/CTN | PC-2 F/CTN |
|---|---|---|---|---|---|
| 12 | EA | 55036 | 68512 1LB ODORGON POWDER | | |
| 12 | EA | 55037 | 68516 14OZ ODORGON SPRAY | | |
| 12 | EA | 55038 | 68322 1LB SOOTMASTER POWDER | | |
| 48 | EA | 55039 | 68332 1/4LB STICK SOOTMAGIC | | |

## Wet Combustion Chamber Liner



For lining burned-out combustion chambers of domestic furnaces. No clips, cement, bands or sealers are necessary. Fast, easy installation; normally takes about 30 minutes. This chamber liner heats up red-hot in seconds, reduces carbon build-up and gives noticeably improved efficiency. The sound-absorbing qualities of refractory-fiber permits quieter burner operation. No heavy chamber to remove; liner can fit inside old chamber.

Westwood preshaped liners are seamless and come complete with a bottom. They are pliable, yet able to stand alone in a vertical chamber without need for support.

| STD PKG | U/M | BERCOR NUMBER | DESCRIPTION | PC-1 EACH |
|---|---|---|---|---|
| 1 | EA | 53846 | #3 16X48 AND 16X16 CHAMBER FLAT SHEET KIT | |

## RECTORSEAL Pyroseal™ Furnace Cement

### High Temperature




- Smooth, creamy, easy-spreading furnace and retort cement that sticks where applied.
- For high temperature sealing and bonding.
- Shrink-proof and crack-proof.
- Use in combustion chambers and for sealing doors and flue pipes.
- Contains no asbestos or OSHA restricted fibers.

| STD PKG | U/M | BERCOR NUMBER | DESCRIPTION | PC-1 EACH |
|---|---|---|---|---|
| 12 | EA | 55040 | 68612 1.5LB PYROSEAL | |

## Furnace Cement

### High Temperature




A ready to use, premixed, air setting, high temperature refractory and retort cement for mortar facing, caulking or coating. Contains no oils, no asbestos, and no silicon dioxide. Smooth consistency allows for easy application. Use to seal and repair boilers, furnaces, fireboxes, flue pipes, stoves, ducts, kilns, chimneys, combustion chambers, and more. The Heavy Body formulation is a firm consistency, dark gray cement.

| STD PKG | U/M | BERCOR NUMBER | DESCRIPTION | PC-1 L/CTN | PC-2 F/CTN |
|---|---|---|---|---|---|
| 6 | EA | 50835 | 35521 1/2 GALLON HEAVY BODY GRAY FURNACE CEMENT | | |

# Honeywell C554A Cadmium Sulfide Flame Detector



Photoconductive flame sensing device for sequencing oil burner systems. On flame failure, the light sensitive cadmium sulfide cell, in conjunction with flame sensing circuitry, causes the Protectorelay control to shut down the main oil burner. Glass-to-metal hermetic seal in plug-in cell prevents deterioration by humidity, soot, or oil fumes. NEC class 1 leadwires.
Use With: Protectorelay oil and primary controls such as R4166, R4184, R8182, R8184, R8185, and R8404.

**Maximum Ambient Temperature:** 140° F at cell.
**Lead Length:** 60 in.
**Construction:** 2-piece model; cell plugs in.
**Bracket:** mounting brackets included.
U.L. Listed.
**Replacement Parts:**
120320 Replacement Cad Cell. 7.5 mA min. sensitivity at 2 ft. candles.
130367 Replacement Cad Cell. 12.mA min. sensitivity at 2 ft. candles.

| STD PKG | U/M | BERCOR NUMBER | DESCRIPTION | PC-1 L/CTN | PC-2 F/CTN |
|---|---|---|---|---|---|
| 50 | EA | 70197 | C554A1463/U CAD CELL | | |

# Honeywell R8184G Protectorelay Oil Burner Controls



R8184G provides automatic, nonrecycling control of an intermittent ignition oil burner system. Requires a C554A Cadmium Sulfide Flame Detector and a 24V thermostat. Controls oil burner, oil valve, and the ignition transformer in response to a call for heat. Solid state flame sensing circuit. External button to manually reset safety switch after safety shutdown. Mounts on standard 4" x 4" junction box.

**Electrical Ratings (Amperes)**

| | 120 Vac | 240 Vac |
|---|---|---|
| Full Load | 7.4 | 3.7 |
| Locked Rotor | 44.4 | 22.2 |

**Ambient Temperature Range:** -40 to 130° F.
**Approximate Dimensions:** 4-3/8" H x 4-1/8" W x 2-1/2" D.
**Voltage and Frequency:** 120V, 60 Hz.
U.L. Component Recognized.

| STD PKG | U/M | BERCOR NUMBER | DESCRIPTION | PC-1 EACH |
|---|---|---|---|---|
| 20 | EA | 72506 | R8184G4009/U OIL PROTECTORELAY | |

# Honeywell RA116A and RA117A Protectorelay Controls



Stack-mounted, oil burner primary controls that cycle burner on and shutdown the burner on flame loss or system malfunction. Senses temperature change of flue gases with Pyrostat flame detector. Manual reset of safety switch required after ignition failure completely shuts off main burner. Includes a manual trip safety switch to assure burner shutdown during servicing. Flange included for mounting on curved or flat surfaces.
**Voltage and Frequency:** 120 V, 60 Hz.
**Safety Switch Timing:** 70 second, approximately.

**Electrical Ratings**

| Motor Load (A) | 110V, 50 Hz. 120V, 60 Hz. | 220V, 50 Hz. 240V, 60 Hz. |
|---|---|---|
| Full Load | 7.4 | 3.7 |
| Locked Rotor | 44.4 | 22.2 |

**Thermostat Anticipator Setting (24 V models):** 0.4A.
**Adjustable Element Insertion Length:** 3-1/2" to 5-1/2".
**Approximate Dimensions:** 5-7/8" H x 5-3/16" W x 3-3/16" D.
**Maximum Ambient Temperature:** 104° F.
U.L. Listed.

| STD PKG | U/M | BERCOR NUMBER | DESCRIPTION | PC-1 L/CTN | PC-2 F/CTN |
|---|---|---|---|---|---|
| 10 | EA | 74955 | RA116A1055/U PROTECTORELAY | | |
| 10 | EA | 74956 | RA117A1047/U PROTECTORELAY | | |

# Honeywell R7284 Oil Primary Control



The R7284 oil primary is a digital, universal primary control, with 2 line LED displays. Its parameters are user defined and provide detailed actionable diagnostics.

- Approximate Dimensions: 4-5/32" D x 4-11/32" W x 2-1/2" H
- Temperature Range: -40° F to +147° F
- Electrical Rating (Full Load): 7.4 @ 120 Vac; 3.7 @ 240 Vac
- Electrical Rating (Locked Rotor): 44.4 @ 120 Vac; 22.2 @ 240 Vac
- Timing, Safety Switch: Settable 15, 30, or 45 Sec.
- UL component recognized

| STD PKG | U/M | BERCOR NUMBER | DESCRIPTION | PC-1 EACH |
|---|---|---|---|---|
| 20 | EA | 72508 | R7284U1004/U ELECTRONIC OIL PRIMARY | |

# Honeywell V4046A, B Magnetic Valves



For On-Off control of oil flow to domestic oil burner equipment. Power interruption will close the valve immediately. Mounts directly in pipe line or on support bracket. V4046A 1074 operates with integral thermistor to delay valve opening 3 to 8 seconds to allow burner fan to reach operating speed before discharging oil. V4046B 1007 provides positive control of oil flow and opens immediately when energized.
**Valve Pattern:** Straight-through.
**Power Consumption:** 8 watt maximum.

**Approximate Dimensions:**
2-3/4" H x 1-5/8" W x 2-5/8" D.
**Wiring Connections:** Two 36" lead-wires.
**Ambient Temperature Range:** 32 to 115° F.
**Maximum Fluid Temperature:** 125° F.
**Oil Weight:** No heavier than No. 2.
U.L. Listed.
Factory Mutual Approved.

| Model No. | Oil Flow Capacity | | Voltage (60 Hz.) | Coil Ratings | | Operation Pressure | | Orifice Dia. (In.) |
|---|---|---|---|---|---|---|---|---|
| | gph | l/s | | 120V | 240v | PSI | kPa | |
| V4046A 1074 | 5 to 35 | 0.005 to 0.04 | 120 | 13.8 | – | 150-300 | 1034-2068 | 0.078 |
| V4046B 1007 | 5 to 35 | 0.005 to 0.04 | 120 | 13.8 | 13.7 | 150 | 1034 | 0.078 |

| STD PKG | U/M | BERCOR NUMBER | DESCRIPTION | PC-1 EACH |
|---|---|---|---|---|
| 20 | EA | 73581 | V4046A 1074 OIL VALVE 1/8 NPT | |
| 20 | EA | 73583 | V4046B 1007 OIL VALVE 1/8 NPT | |

# Group 12 Tools

Group 12 Tools


Milwaukee M12 Series..... 12 - 1
Driver Drills..... 12 - 2
Driver/Drill Accessories..... 12 - 4
Shears..... 12 - 10
Saws and Saw Blades..... 12 - 11
Sheet Metal Equipment and Tools..... 12 - 14
Duct Board Tools..... 12 - 18
Refrigerant Recovery Systems and Vacuum Pumps..... 12 - 19
Manifolds and Accessories..... 12 - 22
Scales and Charging Cylinders..... 12 - 27
Refrigerant Leak Detectors..... 12 - 28
Gas Detectors..... 12 - 32
Multimeters and Testing Instruments..... 12 - 34
Temperature, Pressure, & Humidity Measuring Instruments..... 12 - 39
Tubing Tools..... 12 - 48
Welding Supplies..... 12 - 51
Miscellaneous Tools..... 12 - 59
Tools/Electrical..... 12 - 74

# M12 Fuel & M12 Series Cordless Lithium-Ion Tools

- **M12 Fuel** delivers unrivald performance in a compact structure and features three Milwaukee exclusive innovations—the Powerstate Brushless Motor, RedLithium Battery Pack, and RedLink Plus Intelligence Hardware and Software—that deliver unmatched power, run-time and durability.
- **The M12** cordless system delivers industry leading durability and power in a size that outperforms the competition in the tightest places. M12 defines cordless tool innovation, transforming inefficient manual tools into advanced workhorses powered by Milwaukee's RedLithium battery technology.

*See the* **Table of Contents** *at the beginning of* **Group 12 Tools** *to find the specific pages where these items can be found.*

## Driver Drills



**2404-22**
**Hammer Drill/Driver**



**2402-22**
**2-Speed Screwdriver**



**2453-22**
**Hex Impact Driver Kit**



**2401-22**
**Sub-Compact Driver**

## Shears



**2470-21**
**PVC Shear**

## Saws and Saw Blades



**2520-21XC**
**Hackzall**

## Tubing Tools





**2432-22**
**Propex Expansion Tool Kit**

**2471-21**
**Tubing Cutter Kit**

## Miscellaneous Tools



**2335-20**
**Tool Holster**

## Tools/Electrical



**2311-21**
**Multimedia Camera**



**2313-21**
**M-Spector 360 Camera**



**49-24-0146**
**Work Light**



**2592-20**
**Jobsite Wireless Speaker**

## M12 Fuel 2404 1/2" Hammer Drill/Driver Kit



- Lightweight, versatile, hammer drill/driver delivers long motor life, superior runtime, and power under load.
- Powerstate brushless motor provides constant power yet still runs cool and quiet, with no wearable components.
- Peak Torque: 350 in.-lbs.
- 5 year warranty
- BPM: 0–25,500
- Speed: 0–450 / 0–1,700 RPM
- On-board fuel gauge
- Includes: M12 red lithium 2.0 compact battery pack (2), M12 red lithium XC 4.0 extended capacity battery pack, M12 lithium ion battery charger, belt clip, and carrying case.

| STD PKG | U/M | BERCOR NUMBER | DESCRIPTION | PC-1 EACH |
|---|---|---|---|---|
| 1 | EA | 81137 | 2404-22 M12 FUEL 1/2 IN HAMMER DRILL/DRIVER KIT | |

## M12 Fuel 2402 1/4" Hex 2-Speed Screwdriver Kit



- Power and productivity in a compact size
- Powerstate brushless motor provides constant power yet still runs cool and quiet with no wearable components
- LED light
- Peak Torque: 325 in.-lbs.
- Speed: 0–450 / 0–1,700 RPM
- 1/4" quick-change hex
- Trigger lock
- On-board fuel gauge
- Includes: M12 red lithium 2.0 compact battery pack (2), M12 lithium ion battery charger, belt clip, and hard carrying case.

| STD PKG | U/M | BERCOR NUMBER | DESCRIPTION | PC-1 EACH |
|---|---|---|---|---|
| 1 | EA | 81141 | 2402-22 M12 FUEL 1/4 IN HEX 2 SPEED SCREWDRIVER KIT | |

## M12 Fuel 2453 1/4" Hex Impact Driver Kit



- Red lithium 2.0 compact battery delivers up to 20% more power and 2x more recharges than standard lithium-ion battery
- Built-in LED light
- Speed: 0-2,650 RPM
- On-board fuel gauge
- 5 year warranty
- Peak Torque: 1,200 in.-lbs.
- Drive Control: 2 fastening modes provide variable power and speed for precision work and heavy-duty application
- Includes: M12 red lithium 2.0 compact battery pack (2), M12 lithium ion battery charger, and carrying case

| STD PKG | U/M | BERCOR NUMBER | DESCRIPTION | PC-1 EACH |
|---|---|---|---|---|
| 1 | EA | 81135 | 2453-22 M12 FUEL 1/4 IN HEX IMPACT DRIVER KIT | |

## M12 2401 1/4" Sub-Compact Driver



- Speed: 0–500 RPM
- Torque: 175 in.-lbs.
- On-board fuel gauge
- LED light
- 1/4" quick-change hex
- Includes: 12V lithium-ion driver, (2) 12V li-ion batteries, 30 minute charger, soft case, #2 phillips bit and slotted bit.
- 5 year warranty

| STD PKG | U/M | BERCOR NUMBER | DESCRIPTION | PC-1 EACH |
|---|---|---|---|---|
| 1 | EA | 80542 | 2401-22 12V SUB-COMPACT DRIVER | |

## 1680 1/2" Super Hawg Drill Kit



- Drill holes of all sizes in wood frame construction
- 2-speed, adjustable motor with high operating speed, easy-turn gear shift knob and a clutch in the low gear range
- Soft-grip Roto-Lok handle shifts between 3 positions
- Front t-bar handle on gear case
- Includes carrying case
- Amps: 13
- No Load RPM: 450–1,750
- 1/2" Keyed Chuck
- 5 year warranty

| STD PKG | U/M | BERCOR NUMBER | DESCRIPTION | PC-1 EACH |
|---|---|---|---|---|
| 1 | EA | 80227 | 1680-21 REV SUPER-HAWG DRILL KIT | |

## 3107 1/2" Right Angle Drill Kit
### With D-Handle



- For stud and joist drilling as well as other applications in wood, metal, plastics, and composites
- Drill head and handle swivel 360° plus side-handle providessecure grip and controlled operation
- Includes: impact-resistant carrying case, 3/16" socket wrench, 9/16" open-end wrench
- Quick-Lok cord detaches for storage
- Amps: 7
- No Load RPM: 0–500
- 1/2" keyed chuck
- 5 year warranty

| STD PKG | U/M | BERCOR NUMBER | DESCRIPTION | PC-1 EACH |
|---|---|---|---|---|
| 1 | EA | 80104 | 3107-6 1/2" REV VAR SPEED RA DRILL KIT | |

## 2467 1/4" Hex Right Angle Impact Driver



- 1/4" head diameter for access in close quarters
- 600 in-lbs of torque
- 0–2,425 RPM
- Extended paddle switch for multiple grip positions
- Variable speed provides maximum control
- 5 year warranty

| STD PKG | U/M | BERCOR NUMBER | DESCRIPTION | PC-1 EACH |
|---|---|---|---|---|
| 1 | EA | 80930 | 2467-21 M12 1/4IN HEX IMPACT DRIVER RIGHT ANGLE | |

# M12 and M18 Chargers



### 48-59-1807 Rapid Charge Station

- Charges M12 and M18 battery packs.
- Accepts 3 M12 and 3 M18 battery packs. Unit charges up to 3 batteries simultaneously.
- Charges each battery pack up to 40% faster than standard chargers.
- 5 year warranty



### 48-59-1812 Multi-Voltage Charger

- Charges M12 and M18 battery packs.
- Accepts 1 M12 and 1 M18—battery packs charged sequentially.
- Compact batteries charge in 30 minutes; extended capacity batteries charge in 1 hour.
- 5 year warranty

| STD PKG | U/M | BERCOR NUMBER | DESCRIPTION | PC-1 EACH |
|---|---|---|---|---|
| 1 | EA | 81145 | 48-59-1807 M18 & M12 RAPID CHARGE STATION | |
| 1 | EA | 81138 | 48-59-1812 M12 & M18 MULTI VOLTAGE CHARGER | |

# M12 and M18 Battery Packs




48-11-1840




48-11-2420



48-11-2440

| STD PKG | U/M | BERCOR NUMBER | DESCRIPTION | PC-1 EACH |
|---|---|---|---|---|
| 1 | EA | 81131 | 48-11-1840 M18 REDLITHIUM XC 4.0 EXTENDED CAPACITY BATTERY PACK | |
| 1 | EA | 81139 | 48-11-2420 M12 REDLITHIUM 2.0 COMPACT BATTERY PACK | |
| 1 | EA | 81140 | 48-11-2440 M12 REDLITHIUM XC 4.0 EXTENDED CAPACITY BATTER PACK | |

# Quik-Lok Cord Set




- 8 ft. 3-wire grounded
- QUIK-LOK® feature allows for fast replacement of a damaged cord
- Premium grade High-Flex wire
- 5-15P NEMA type plug

| STD PKG | U/M | BERCOR NUMBER | DESCRIPTION | PC-1 EACH |
|---|---|---|---|---|
| 1 | EA | 80181 | 48-76-4008 QUIK-LOK CORD SET | |

# Off-Set Screwdriver Power Head

### For 6547-22 Cordless Screwdriver



| STD PKG | U/M | BERCOR NUMBER | DESCRIPTION | PC-1 EACH |
|---|---|---|---|---|
| 1 | EA | 80109 | 48-32-2100 OFF-SET SCREWDRIVER PWR HEAD | |

# Selfeed Bits

| Recommended For The Following Drill Models | For Std. Pipe Sizes (In.) | STD PKG | U/M | BERCOR NUMBER | DESCRIPTION | PC-1 EACH |
|---|---|---|---|---|---|---|
| 1/2 and Larger Drills | 1/2, 3/4 | 1 | EA | 80144 | 48-25-1122 1-1/8" SELFEED BIT | |
| 1/2 D-Handle Drills and Larger Drills | 1, 1-1/2 | 1 | EA | 80146 | 48-25-1372 1-3/8" SELFEED BIT | |
| 1/2 D-Handle Drills and Larger Drills | 1, 1-1/2 | 1 | EA | 80148 | 48-25-1752 1-3/4" SELFEED BIT | |
| 1/2 D-Handle Drills and Larger Drills | 1, 1-1/2 | 1 | EA | 80149 | 48-25-2002 2" SELFEED BIT | |
| 1/2 D-Handle Drills and Larger Drills | 1, 1-1/2 | 1 | EA | 80150 | 48-25-2122 2-1/8" SELFEED BIT | |
| Same as above except 1250-1 | 2 | 1 | EA | 80161 | 48-25-2562 2-9/16" SELFEED BIT | |

# Bit Kits



48-32-0221



48-89-1105


48-32-1505

### 48-32-0221 21-Piece Screw Driving Set

- Premium grade S2 tool steel
- Heavy Duty Storage

### 48-32-1505 40-Piece Screw Driving Set

- Premium grade S2 tool steel
- Magnetic nut drivers

### 48-89-1105 20-Piece Titanium Drill Bit Set

Assortment of Milwaukee Titanium bits for drilling. Sizes include 1/16", 5/64", 3/32", 7/64", 1/8", 9/64", 5/32", 11/64", 3/16", 13/64", 7/32", 1/4", 5/16", 3/8"and 1/2". Also comes with the carrying case.

| STD PKG | U/M | BERCOR NUMBER | DESCRIPTION | PC-1 EACH |
|---|---|---|---|---|
| 5 | EA | 80955 | 48-32-0221 21-PIECE SCREW DRIVING SET | |
| 6 | EA | 80954 | 48-32-1505 40-PIECE SCREW DRIVING SET | |
| 1 | EA | 80736 | 48-89-1105 TITANIUM DRILL BIT SET | |

# Flat Boring Bits

## 1/4" to 1-1/2" Diameters






### 49-22-0175 8-Piece QUIK-LOK Flat Boring Bit Kit

Double Wing Spurs for easy hole formation, patented cutting edge for fast, easy wood boring, and 1/4 in. Quick-Change Hex Shank for use in all Universal QUIK-LOK™ Extensions.

### 49-22-0185 6-Piece QUIK-LOK Stubby Boring Kit

Extreme stubby size flat boring bit, "New Look" soft case, and sharp cutting edge.

| Dia. (In.) | Shank Diameter (In.) | Overall Length (In.) | STD PKG | U/M | BERCOR NUMBER | DESCRIPTION | PC-1 EACH |
|---|---|---|---|---|---|---|---|
| 3/8 | 1/4 | 16 | 6 | EA | 80986 | 48-27-0170 3/8 FLAT BORING BIT | |
| 1/2 | 1/4 | 16 | 6 | EA | 80987 | 48-27-0175 1/2 FLAT BORING BIT | |
| 5/8 | 1/4 | 16 | 6 | EA | 80515 | 48-27-0180 5/8" FLAT BORING BIT | |
| 3/4 | 1/4 | 16 | 6 | EA | 80559 | 48-27-0185 3/4" FLAT BORING BIT | |
| 7/8 | 1/4 | 16 | 6 | EA | 80989 | 48-27-0190 7/8 FLAT BORING BIT | |
| 1 | 1/4 | 16 | 6 | EA | 80990 | 48-27-0195 1 FLAT BORING BIT | |
| Multi | 1/4 | 16 | 6 | EA | 80953 | 49-22-0175 8-PIECE QUIK-LOK FLAT BORING BIT SET | |
| Multi | 1/4 | 16 | 5 | EA | 80952 | 49-22-0185 6-PIECE QUIK-LOK STUBBY FLAT BORING BIT SET | |

# Shockwave™ Nutdrivers and Bits



Milwaukee® Shockwave Impact Duty™ Nutdrivers and bits are engineered for extreme durability and up to 10 times longer life than standard bits. Made from proprietary steel and heat treated to control hardness, the Shockwave ImpactDuty™ nutdrivers and bits feature an innovatively designed geometric shock absorption zone to extend life. The forged tip allows for a secure grip and maximum contact eliminating stripping or slipping. The Shockwave™ impact duty accessory line is not only ideal for heavy duty impact applications, but delivers a full system solution for all drilling and fastening needs.

**49-66-4561 Magnetic Nut Driver Set Includes**
(1) 1/4" x 1-7/8", (1) 5/16" x 1-7/8", (1) 3/8" x 1-7/8"

**49-66-4562 Magnetic Nut Driver Set Includes**
(1) 1/4" x 1-7/8", (1) 5/16" x 1-7/8",
(1) 3/8" x 1-7/8", and (1) 7/16" x 1-7/8"

**48-89-4631 Titanium Bit Set Includes**
(2) 1/16", (2) 5/64", (1) 3/32", (2) 7/64",
(2) 1/8", (1) 9/64", (2) 5/32", (1) 11/64",
(2) 3/16", (1) 13/64", (1) 7/32", (1) 15/64",
(2) 1/4", (1) 5/16", (1) 3/8", (1) 1/2"

**48-32-4005 Includes**
(2) Insert Magnetic Nut Drivers
(1) Socket Adapter
(1) Magnetic Bit Tip Holder
(8) HEX Bits
(1) Compact Magnetic Bit Holder
(5) Phillips Bit
(1) Phillips Reduced Bit
(4) Splitted Bits
(4) Square Bits
(9) Torx Bits

**Nutdrivers**

| STD PKG | U/M | BERCOR NUMBER | DESCRIPTION | PC-1 EACH |
|---|---|---|---|---|
| 3 | EA | 81027 | 49-66-4502 1/4IN X 1-7/8IN SHOCKWAVE MAGNETIC NUT DRIVER | |
| 3 | EA | 81028 | 49-66-4503 5/16IN X 1-7/8IN SHOCKWAVE MAGNETIC NUT DRIVER | |
| 3 | EA | 81029 | 49-66-4505 3/8IN X 1-7/8IN SHOCKWAVE MAGNETIC NUT DRIVER | |
| 3 | EA | 81035 | 49-66-4506 7/16IN X 1-7/8IN SHOCKWAVE MAGNETIC NUT DRIVER | |
| 6 | EA | 81038 | 49-66-4522 1/4IN X 1-7/8IN SHOCKWAVE MAG NUT DRIVER 3PK | |
| 6 | EA | 81039 | 49-66-4523 5/16IN X 1-7/8IN SHOCKWAVE MAG NUT DRIVER 3PK | |
| 3 | EA | 81041 | 49-66-4525 3/8IN X 1-7/8IN SHOCKWAVE MAG NUT DRIVER 3PK | |
| 3 | EA | 81043 | 49-66-4532 1/4IN X 2-9/16IN SHOCKWAVE MAGNETIC NUT DRIVER | |
| 3 | EA | 81044 | 49-66-4533 5/16IN X 2-9/16IN SHOCKWAVE MAGNETIC NUT DRIVER | |
| 3 | EA | 81045 | 49-66-4535 3/8IN X 2-9/16IN SHOCKWAVE MAGNETIC NUT DRIVER | |

**Nutdriver Sets**

| | | | | |
|---|---|---|---|---|
| 3 | EA | 81036 | 49-66-4561 1-7/8IN SHOCKWAVE MAGNETIC NUT DRIVER SET 3PC | |
| 3 | EA | 81037 | 49-66-4562 1-7/8 SHOCKWAVE MAGNETIC NUT DRIVER SET 4PC | |

**Bits**

| | | | | |
|---|---|---|---|---|
| 3 | EA | 81026 | 48-32-4503 3IN SHOCKWAVE MAGNETIC BIT TIP HOLDER | |
| 3 | EA | 81048 | 48-32-4412 SHOCKWAVE #2 PHILLIPS 2PK | |
| 3 | EA | 81049 | 48-32-4601 SHOCKWAVE #2 PHILLIPS 5PK | |
| 3 | EA | 81051 | 48-32-4444 SHOCKWAVE #2 PHILLIPS REDUCED DIAMETER | |
| 3 | EA | 81053 | 48-32-4602 SHOCKWAVE #2 PHILLIPS 2IN POWER BIT 5PK | |
| 3 | EA | 81054 | 48-32-4463 SHOCKWAVE #3 PHILLIPS 2IN POWER BIT | |
| 3 | EA | 81055 | 48-32-4562 SHOCKWAVE #2 PHILLIPS 3-1/2IN POWER BIT | |
| 3 | EA | 81058 | 48-32-4423 SHOCKWAVE #3 SQUARE RECESS 2PK | |
| 3 | EA | 81063 | 48-32-4473 SHOCKWAVE #3 SQUARE RECESS 2IN POWER BIT | |
| 3 | EA | 81067 | 48-32-4485 SHOCKWAVE T25 TORX 2IN POWER BIT | |
| 3 | EA | 81068 | 48-32-4487 SHOCKWAVE T30 TORX 2IN POWER BIT | |

**Bit Sets**

| | | | | |
|---|---|---|---|---|
| 5 | EA | 80931 | 48-32-4005 36PC SHOCKWAVE IMPACT DRIVER SET | |
| 5 | EA | 80932 | 48-89-4631 23PC TITANIUM SHOCKWAVE DRILL BIT SET | |

# Rotary Hammer Accessories
## For Model 5321-22



**2-Cutter, One Piece Spline Shank Bit**

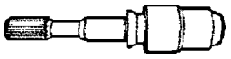

**Spline to SDS Adapter**



**Thin Wall Core Bit Assembly Includes: Core bit, Center Pin, Guide Plate, Adapter shown not included.**

### Two-Piece Thin Wall Core Bit

| STD PKG | U/M | BERCOR NUMBER | DESCRIPTION | PC-1 EACH |
|---|---|---|---|---|
| 1 | EA | 80945 | 48-20-5035 2" CORE BIT | |
| 1 | EA | 80946 | 48-20-5040 2-1/2" CORE BIT | |
| 1 | EA | 80947 | 48-20-5045 3" CORE BIT | |
| 1 | EA | 80948 | 48-20-5050 3-1/2" CORE BIT | |
| 1 | EA | 80949 | 48-20-5055 4" CORE BIT | |
| 1 | EA | 80950 | 48-20-5060 5" CORE BIT | |

### Accessories

| For Use with the Following | STD PKG | U/M | BERCOR NUMBER | DESCRIPTION | PC-1 EACH |
|---|---|---|---|---|---|
| 1-3/4 to 6 In. Core Bits | 1 | EA | 80941 | 48-03-3540 12" THIN WALL CORE BIT ADAPTER | |
| Adapter No. 48-03-3540 | 1 | EA | 80943 | 48-95-6075 7 1/2" LONG EXTENSION | |

# Hex Extension Shanks



For Hole Saws, Selfeed Bits and Auger Bits (1" diameter and larger) with 7/16" Hex Shank.

- Length: 12"
- Replacement Set Screw: 06-83-2711
- Replacement Socket Wrench: 49-96-0060

| STD PKG | U/M | BERCOR NUMBER | DESCRIPTION | PC-1 EACH |
|---|---|---|---|---|
| 1 | EA | 80393 | 48-28-4006 12" EXTENSION ASSEMBLY | |

# Big Hawg® Hole Cutters



Big Hawg hole cutters are specifically designed for drilling large holes in rough wood applications. Cuts up to 600 holes in wood without needing to be re-sharpened.

### Big Hawg Hole Saws

| STD PKG | U/M | BERCOR NUMBER | DESCRIPTION | PC-1 EACH |
|---|---|---|---|---|
| 1 | EA | 81005 | 49-56-9010 2-9/16 BIG HAWG HOLE SAW | |
| 1 | EA | 81006 | 49-56-9020 3 BIG HAWG HOLE SAW | |
| 1 | EA | 81015 | 49-56-9030 3-5/8 BIG HAWG HOLE SAW | |
| 1 | EA | 80977 | 49-56-9045 4-1/4" BIG HAWG HOLE SAW | |
| 1 | EA | 80976 | 49-56-9050 4-5/8" BIG HAWG HOLE SAW | |
| 1 | EA | 81016 | 49-56-9065 6-1/4 BIG HAWG HOLE SAW | |
| 1 | EA | 80558 | 49-56-9075 7-PC BIG HAWG HOLE SAW KIT | |

### Big Hawg Accessories

| | | | | |
|---|---|---|---|---|
| 1 | EA | 81017 | 49-56-9105 BIG HAWG ARBOR | |
| 1 | EA | 81018 | 48-27-1401 BIG HAWG PILOT BIT | |

# Ice Hardened™ Hole Saws



Milwaukee's Ice Hardened products are harder throughout than products manufactured by other processes, resulting in a 50% longer life.

| STD PKG | U/M | BERCOR NUMBER | DESCRIPTION | PC-1 EACH |
|---|---|---|---|---|
| 1 | EA | 80959 | 49-56-0052 1-1/8' ICE HARDENED HOLE SAW | |
| 1 | EA | 80960 | 49-56-0102 1-3/4" ICE HARDENED HOLE SAW | |
| 1 | EA | 80961 | 49-56-0117 2" ICE HARDENED HOLE SAW | |
| 1 | EA | 80962 | 49-56-0132 2-1/4" ICE HARDENED HOLE SAW | |
| 1 | EA | 80963 | 49-56-0147 2-1/2" ICE HARDENED HOLE SAW | |
| 1 | EA | 80964 | 49-56-0158 2-5/8" ICE HARDENED HOLE SAW | |
| 1 | EA | 80965 | 49-56-0163 2-3/4" ICE HARDENED HOLE SAW | |
| 1 | EA | 80966 | 49-56-0173 3" ICE HARDENED HOLE SAW | |
| 1 | EA | 80967 | 49-56-0193 3-1/2" ICE HARDENED HOLE SAW | |
| 1 | EA | 80968 | 49-56-0197 3-5/8" ICE HARDENED HOLE SAW | |
| 1 | EA | 80969 | 49-56-0203 3-3/4" ICE HARDENED HOLE SAW | |
| 1 | EA | 80970 | 49-56-0213 4" ICE HARDENED HOLE SAW | |
| 1 | EA | 80971 | 49-56-0217 4-1/8" ICE HARDENED HOLE SAW | |
| 1 | EA | 80972 | 49-56-0223 4-1/4" ICE HARDENED HOLE SAW | |
| 1 | EA | 80973 | 49-56-0233 4-1/2" ICE HARDENED HOLE SAW | |
| 1 | EA | 80974 | 49-56-0237 4-3/4" ICE HARDENED HOLE SAW | |
| 1 | EA | 80975 | 49-56-0253 6" ICE HARDENED HOLE SAW | |
| 1 | EA | 80993 | 49-56-0012 5/8 ICE HARDENED HOLE SAW | |
| 1 | EA | 80995 | 49-56-0032 7/8 ICE HARDENED HOLE SAW | |
| 1 | EA | 80996 | 49-56-0043 1 ICE HARDENED HOLE SAW | |
| 1 | EA | 81001 | 49-56-0072 1-3/8 ICE HARDENED HOLE SAW | |
| 1 | EA | 81002 | 49-56-0082 1-1/2 ICE HARDENED HOLE SAW | |
| 1 | EA | 81004 | 49-56-0243 5 ICE HARDENED HOLE SAW | |

# Hole Saw Kits



**49-22-4145 10 Piece Plumbers Ice Hardened Hole Saw Kit**
Kit Contains:
Hole Saws: 3/4", 7/8", 1-1/8", 1-1/2", 1-3/4", and 2-1/4".
Arbors: 49-56-7010 and 49-56-9100
Drill Bits: 49-56-8010
Adapter: 49-56-6560
Spacer: 49-67-0120
Case features extra space for additional hole saws.



**49-22-4185 28 Piece All Purpose Professional Ice Hardened Hole Saw Kit**
Kit Contains:
Hole Saws: 3/4", 7/8", 1-1/8", 1-1/4", 1-3/8", 1-1/2", 1-3/4", 2", 2-1/8", 2-1/4", 2-1/2", 2-5/8", 3", 3-1/4", 3-3/8", 3-5/8", 3-3/4", 4-1/8", 4-1/4", 4-1/2", and 4-3/4".
Arbors: 49-56-7000, 49-56-7010, and 49-56-9100
Drill Bits: 49-56-8010
Case features extra space for additional hole saws.

| STD PKG | U/M | BERCOR NUMBER | DESCRIPTION | PC-1 EACH |
|---|---|---|---|---|
| 1 | EA | 80583 | 49-22-4145 10-PC MASTER PLUMBIER HOLE SAW KIT | |
| 1 | EA | 80584 | 49-22-4185 29-PC ALL PURPOSE HOLE SAW KIT | |

# Hole Saw Arbors and Pilot Drills



**49-56-6950 1/4" Round Shank**
Drill chucks onto pilot drill. For small hole saws in light weight materials and wood.

**49-56-7000 7/16" Hex Shank**
**49-56-7010 3/8" Hex Shank**
Hex shank prevents slipping in chuck. For use with small hole saws in 1/2" and larger drills in medium to heavy weight materials.

**49-56-7055 Quick Change 7/16" Hex Shank**
**49-56-7140 Economical 7/16" Hex Shank**
Hex shank prevents slipping in chuck. Pin drive construction permits fast interchanging of hole saws without removing arbor from chuck.

**1/4" High Speed Pilot Drills for General Cutting of Wood and Metal**
**49-56-8000:** For use with Hole Saw Arbors 49-56-6950, 7000, 7055, 7130, and 7140.
**49-56-8010:** For use with Hole Saw Arbors 49-56-7010 and 7150.

### Hole Saw Arbors

| Thread Size (In.) | Dril Size (In.) | For Hole Saw SIzes (In.) | STD PKG | U/M | BERCOR NUMBER | DESCRIPTION | PC-1 EACH |
|---|---|---|---|---|---|---|---|
| 1/2-20 | 1/4 | 9/16 to 1-3/16 | 1 | EA | 80427 | 49-56-6950 1/4" ARBOR | |
| 1/2-20 | 1/4 | 9/16 to 1-3/16 | 1 | EA | 80430 | 49-56-7000 7/16" ARBOR | |
| 5/8-18 | 1/4 | 1-1/4 and Larger | 1 | EA | 80431 | 49-56-7055 7/16" ARBOR | |
| 1/2-20 | 1/4 | 9/16 to 1-3/16 | 1 | EA | 80462 | 49-56-7010 3/8" ARBOR | |
| 5/8-18 | 1/4 | 1-1/4 and Larger | 1 | EA | 80465 | 49-56-7240 7/16" ARBOR | |

### Pilot Drills

| STD PKG | U/M | BERCOR NUMBER | DESCRIPTION | PC-1 EACH |
|---|---|---|---|---|
| 1 | EA | 80437 | 49-56-8000 PILOT DRILL | |
| 1 | EA | 80463 | 49-56-8010 PILOT DRILL | |

# M18 Cordless 18 Gauge Shear Kit

## Double Cut Kit



The new body design on the M18 Shears maximizes wrist control during use. The only tool-free 360° rotating head in the industry allows these shears to be used where handsnips have always been needed before.

- Includes: 2635-20 shears, (2) M18 Red Lithium XC extended capacity batteries, M18 and M12 multi-voltage charger, and contractor bag
- 5-year warranty on shears
- 3-year warranty on battery

| STD PKG | U/M | BERCOR NUMBER | DESCRIPTION | PC-1 EACH |
|---|---|---|---|---|
| 1 | EA | 81146 | 2635-22 M18 CORDLESS 18 GAUGE SHEAR KIT DOUBLE CUT | |

# M12 Cordless PVC Shear



Cutting faster, cleaner and closer than traditional methods, the new M12™ Cordless PVC Shear utilizes a super sharp stainless steel blade for burr-free cuts, slices through 2" PVC in as fast as 3seconds, and offers an offset blade to cut PVC mounted to a stud or close to a wall.

Powered by the Milwaukee® M12™ Lithium-Ion battery, the new PVC shear is able to cut over 200 times on a single charge

- Powerful mechanism: cuts up to 2" schedule 40 PVC in 3 seconds
- Ultra sharp blade with pierce point: no burrs or shavings to remove
- Offset blade: cuts PVC/PEX in-wall, in-ground, or close to wall
- Quick return blade: increased productivity during repetitive cuts
- All metal planetary drive: delivers over 200 cuts per charge
- Stainless steel blade and aluminum jaw: impact, water and rust resistant
- Variable speed trigger: controlled cut in warm or cold weather
- On board fuel gauge: displays remaining run-time

| STD PKG | U/M | BERCOR NUMBER | DESCRIPTION | PC-1 EACH |
|---|---|---|---|---|
| 1 | EA | 81020 | 2470-21 M12 CORDLESS PVC SHEAR | |

## M12 Fuel 2520 Hackzall Kit



- SPM 0-3,000
- Kit Includes: 2520-20 reciprocating hackzall, M12 Red Lithium XC 4.0 extended capacity battery, M12 charger, and bag, multi-material blade
- Keyless blade clamp
- 5/8" stroke length
- 5-year warranty on hackzall
- 3-year warranty on battery

| STD PKG | U/M | BERCOR NUMBER | DESCRIPTION | PC-1 EACH |
|---|---|---|---|---|
| 1 | EA | 81147 | 2520-21XC M12 FUEL HACKZALL | |

## 6509 Sawzall
### with Quik-Lok Blade Clamp



- Powerful 10 amp motor.
- Trigger speed control: 0 to 2800 spm.
- 3/4" blade stroke.
- Adjustable pivot shoe.
- Includes 2 super Sawzall blades, 8' two-wire rubber cord, and impact resistant carrying case.

| STD PKG | U/M | BERCOR NUMBER | DESCRIPTION | PC-1 EACH |
|---|---|---|---|---|
| 1 | EA | 80119 | 6509-31 SAWZALL W/QUIK LOK | |

## Accessories for 6519 Sawzall Plus

| STD PKG | U/M | BERCOR NUMBER | DESCRIPTION | PC-1 EACH |
|---|---|---|---|---|
| 1 | EA | 80171 | 06-75-2402 MILW BLADE SCREW | |
| 1 | EA | 80182 | 42-68-0073 MILW CLAMP | |

# Sawzall Blades

## 1/2" Universal Tang—For Wood cutting

### Wood Cutting Blade, General Rough-In, Nail Embedded Wood, and Composition Material

| Teeth Per Inch | Blade Length (In.) | STD PKG | U/M | BERCOR NUMBER | DESCRIPTION | PC-1 1-4 | PC-2 5-9 | PC-3 10 |
|---|---|---|---|---|---|---|---|---|
| 6 | 6 | 1 | PKG | 80334 | 48-00-5035 (48-01-3035) SAWZALL BLADE 5/PKG | | | |
| 6 | 9 | 1 | PKG | 80338 | 48-00-5036 (48-01-3036) SAWZALL BLADE 5/PKG | | | |
| 6 | 12 | 1 | PKG | 80339 | 48-00-5037 (48-01-3037) SAWZALL BLADE 5/PKG | | | |
| 4/6 | 6 | 1 | PKG | 80288 | 48-00-5041 (48-01-5041) SAWZALL BLADE 5/PKG | | | |
| 6 | 9 | 1 | PKG | 80281 | 48-01-6036 SAWZALL BLADE 50/PKG | | | |

### Wood, Nail Embedded Wood, and Demolition (The Ax Blade)

| Teeth Per Inch | Blade Length (In.) | STD PKG | U/M | BERCOR NUMBER | DESCRIPTION | PC-1 1-4 | PC-2 5-9 | PC-3 10 |
|---|---|---|---|---|---|---|---|---|
| 5/8 | 6 | 1 | PKG | 81210 | 48-00-5021 SAWZALL BLADE 5/PKG | | | |
| 5/8 | 9 | 1 | PKG | 81211 | 48-00-5026 SAWZALL BLADE 5/PKG | | | |
| 5/8 | 12 | 1 | PKG | 81212 | 48-00-5027 SAWZALL BLADE 5/PKG | | | |
| 5 | 6 | 1 | PKG | 80276 | 48-00-8021 6 IN 5 TPI SAWZALL BLADE 25/PKG | | | |
| 5 | 9 | 1 | PKG | 80384 | 48-00-8026 9 IN 5 TPI THE AX SAWZALL BLADE 25/PKG | | | |

### Wood and Plastic Cutting Blade—Super Sharp

| Teeth Per Inch | Blade Length (In.) | STD PKG | U/M | BERCOR NUMBER | DESCRIPTION | PC-1 1-4 | PC-2 5-9 | PC-3 10 |
|---|---|---|---|---|---|---|---|---|
| 6 | 6 | 1 | PKG | 81243 | 48-00-5015 SAWZALL BLADE 5/PKG | | | |

# Sawzall Blades

## 1/2" Universal Tang—All Purpose Blade for Wood, Plastic, Metals, Cast Iron and Wood with Embedded Nails

| Teeth Per Inch | Blade Length (In.) | STD PKG | U/M | BERCOR NUMBER | DESCRIPTION | PC-1 1-4 | PC-2 5-9 | PC-3 10 |
|---|---|---|---|---|---|---|---|---|
| 10 | 6 | 1 | PKG | 80342 | 48-00-5092 (48-01-3092) SAWZALL BLADE 5/PKG | | | |
| 8/12 | 8 | 1 | PKG | 80299 | 48-00-5093 (48-01-5093) SAWZALL BLADE 5/PKG | | | |
| 8/12 | 12 | 1 | PKG | 80315 | 48-00-5094 (48-01-5094) SAWZALL BLADE 5/PKG | | | |
| 10/14 | 8 | 1 | PKG | 80343 | 48-00-5193 (48-01-3093) SAWZALL BLADE 5/PKG | | | |

# Sawzall Blades

## 1/2" Universal Tang—For Pipe, Conduit, Angle Iron and Steel (The Torch Blade)

| Teeth Per Inch | Blade Length (In.) | STD PKG | U/M | BERCOR NUMBER | DESCRIPTION | PC-1 1-4 | PC-2 5-9 | PC-3 10 |
|---|---|---|---|---|---|---|---|---|
| 10 | 6 | 1 | PKG | 80449 | 48-00-5712 SAWZALL BLADE 5/PKG | | | |
| 10 | 9 | 1 | PKG | 80450 | 48-00-5713 SAWZALL BLADE 5/PKG | | | |
| 14 | 6 | 1 | PKG | 80451 | 48-00-5782 SAWZALL BLADE 5/PKG | | | |
| 18 | 6 | 1 | PKG | 80453 | 48-00-5784 SAWZALL BLADE 5/PKG | | | |
| 14 | 9 | 1 | PKG | 80452 | 48-00-5787 SAWZALL BLADE 5/PKG | | | |
| 18 | 9 | 1 | PKG | 80454 | 48-00-5788 SAWZALL BLADE 5/PKG | | | |
| 18 | 12 | 1 | PKG | 80455 | 48-00-5789 SAWZALL BLADE 5/PKG | | | |

# Sawzall Blades

## 1/2" Universal Tang—For Metal Cutting

| Teeth Per Inch | Blade Length (In.) | STD PKG | U/M | BERCOR NUMBER | DESCRIPTION | PC-1 1-4 | PC-2 5-9 | PC-3 10 |
|---|---|---|---|---|---|---|---|---|
| 14 | 6 | 1 | PKG | 80292 | 48-00-5182 (48-01-5182) SAWZALL BLADE 5/PKG | | | |
| 18 | 6 | 1 | PKG | 80293 | 48-00-5184 (48-01-5184) SAWZALL BLADE 5/PKG | | | |
| 24 | 6 | 1 | PKG | 80332 | 48-00-5186 (48-01-1186) SAWZALL BLADE 5/PKG | | | |
| 14 | 9 | 1 | PKG | 80443 | 48-00-5187 (48-01-5187) SAWZALL BLADE 5/PKG | | | |
| 18 | 9 | 1 | PKG | 80444 | 48-00-5188 (48-01-5188) SAWZALL BLADE 5/PKG | | | |
| 18 | 12 | 1 | PKG | 80445 | 48-00-5189 (48-01-5189) SAWZALL BLADE 5/PKG | | | |
| 18 | 6 | 1 | PKG | 80282 | 48-01-6184 SAWZALL BLADE 50/PKG | | | |

# Super Sawzall Blades



### 9-Piece General Purpose Kit

- 3 6" 24TPI blades
- 3 6" 14TPI blades
- 2 6" 6TPI blades
- 1 9" 6TPI blade
- 1 storage container

### 12-Piece Demolition Kit

Demolition blades are thicker for maximum durability and taller for straighter cuts.

- 4 6" 18TPI The Torch blades
- 2 6" 8TPI The Wrecker blades
- 2 6" 5/8TPI The Ax blades
- 2 9" 6TPI The Ax blades
- 2 9" 14TPI The Torch blades
- 1 storage container

| STD PKG | U/M | BERCOR NUMBER | DESCRIPTION | PC-1 EACH |
|---|---|---|---|---|
| 1 | EA | 80992 | 49-22-1129 12-PIECE DEMOLITION SAWZALL BL | |
| 1 | EA | 80957 | 49-22-1145 9-PIECE GENERAL PURPOSE SAWZALL BLADES | |
| 1 | EA | 80985 | 49-22-8510 RIGHT ANGLE ATTACHMENT | |

# Hack Saw



| STD PKG | U/M | BERCOR NUMBER | DESCRIPTION | PC-1 EACH |
|---|---|---|---|---|
| 1 | EA | 82231 | HS90 HACK SAW | |

# Sheet Metal Tools



SC-1



N-2R



S3R



12F Folding Tool



18/24 Divider



SL-1R



HC-1



2-DH




A40



A50



Scratch Awls




DS-1/DS-2

## Hand Crimpers

| STD PKG | U/M | BERCOR NUMBER | DESCRIPTION | PC-1 EACH |
|---|---|---|---|---|
| 1 | EA | 80677 | C5R 5 BLADE REDLINE PIPE CRIMPER | |
| 1 | EA | 80678 | C6R 5-BLADE REDLINE OFFSET PIPE CRIMPER | |
| 6 | EA | 80610 | SC-1 MALCO HAND CRIMPER | |

## Hand Notchers

| | | | | |
|---|---|---|---|---|
| 1 | EA | 80669 | N1R 13/16 REDLINE HAND NOTCHER | |
| 1 | EA | 80672 | N2R 1" REDLINE HAND NOTCHER | |

## Hand Seamers

| | | | | |
|---|---|---|---|---|
| 1 | EA | 80688 | S2R 3-1/4 WIDE REDLINE HAND SEAMER | |
| 1 | EA | 80687 | S3R REDLINE OFFSET HAND SEAMER | |
| 1 | EA | 80689 | S6R 6' WIDE REDLINE HAND SEAMER | |
| 1 | EA | 80581 | S10 SEAMER AND TONGS - STRAIGHT | |

## Spring for C-1, S-2, SL-1, and N-1

| | | | | |
|---|---|---|---|---|
| 1 | EA | 80647 | 5018 SPRING | |

## Folding Tools

| | | | | |
|---|---|---|---|---|
| 6 | EA | 80860 | 12F 12 IN. FOLDING TOOL 1, 3/8 IN. FOLDS | |
| 4 | EA | 80861 | 18F 18 IN. FOLDING TOOL 1, 3/8 IN. FOLDS | |
| 4 | EA | 80640 | 24F 24 IN. FOLDING TOOL 1, 3/8 IN. FOLDS | |

## Trammel Points

| | | | | |
|---|---|---|---|---|
| 1 | EA | 83179 | TR42 TRAMMEL POINTS | |
| 1 | PKG | 83180 | TRP TRAMMEL POINTS 2/PKG | |

## Quick Set Dividers

| | | | | |
|---|---|---|---|---|
| 6 | EA | 83175 | 18 MALCO DIVIDER | |
| 6 | EA | 83176 | 24 MALCO DIVIDER | |
| 1 | PKG | 83174 | RP-2 DIVIDER POINT 2/PKG | |

## Snaplock Punch

| | | | | |
|---|---|---|---|---|
| 1 | EA | 80692 | SL1R REDLINE SNAP LOCK PUNCH | |

## Hole Cutter & Bit

| | | | | |
|---|---|---|---|---|
| 1 | EA | 80661 | CB REPL BIT F/HC-1 | |
| 1 | PKG | 80668 | CBB CUTTER BITS F/HC1 - BULK | |
| 1 | EA | 80660 | HC-1 HOLE CUTTER | |
| 1 | EA | 80662 | HC1-B PIVOT PIN SET | |

***Continued on the Following Page***

***Continued from the Previous Page***

### Pipe and Duct Holder

| STD PKG | U/M | BERCOR NUMBER | DESCRIPTION | PC-1 EACH |
|---|---|---|---|---|
| 1 | SET | 80621 | 2-DH MALCO PIPE & DUCT HOLDER | |

### Sheet Metal Scribe & Scriber

| | | | | |
|---|---|---|---|---|
| 20 | EA | 80582 | A40 SHEET METAL SCRIBE | |
| 6 | EA | 80629 | A50 CARBIDE TIPPED SCRIBER | |

### Scratch Awls

| | | | | |
|---|---|---|---|---|
| 6 | EA | 80615 | A-0 MALCO SCRATCH AWL | |
| 6 | EA | 80616 | A-1 MALCO SCRATCH AWL | |
| 6 | EA | 80627 | A-2 MALCO SCRATCH AWL | |
| 6 | EA | 80628 | A-3 MALCO SCRATCH AWL | |
| 6 | EA | 82901 | A-20 MALCO SCRATCH AWL | |

### Duct Stretcher

| | | | | |
|---|---|---|---|---|
| 6 | EA | 80648 | DS-1 DUCT STRETCHER | |
| 4 | EA | 80645 | DS2 OFFSET DUCT STRETCHER | |

## Snips



J1102S



J2100L



J2101R



J2103S

| STD PKG | U/M | BERCOR NUMBER | DESCRIPTION | PC-1 EACH |
|---|---|---|---|---|
| 1 | EA | 83633 | J1100L JOURNEYMAN AVIATION SNIP LEFT CUTTING | |
| 1 | EA | 83634 | J1101R JOURNEYMAN AVIATION SNIP RIGHT CUTTING | |
| 1 | EA | 83635 | J1102S JOURNEYMAN AVIATION SNIP STRAIGHT CUTTING | |
| 1 | EA | 83636 | J2100L JOURNEYMAN KURVE OFFSET SNIP LEFT CUTTING | |
| 1 | EA | 83637 | J2101R JOURNEYMAN KURVE OFFSET SNIP RIGHT CUTTING | |
| 1 | EA | 83638 | J2103S JOURNEYMAN KURVE BULLDOG SNIP STRAIGHT CUTTING | |
| 1 | EA | 83639 | J2104L JOURNEYMAN UPRIGHT SNIP LEFT CUTTING | |
| 1 | EA | 83640 | J2105R JOURNEYMAN UPRIGHT SNIP RIGHT CUTTING | |

## Sheet Metal Hammers



RH4



SH3

One-piece, forged-steel, I-beam constructed hammers with leather grip and beveled face. Full polished heads and pein are corrosion resistant.

**RH4**

- Head: 12 oz, 4-7/8 long, 3/4" face
- Overall Length: 11"

**SH3**

Head: 18 oz, 5-3/4" long, 1" face
Overall Length: 13-3/4"

| STD PKG | U/M | BERCOR NUMBER | DESCRIPTION | PC-1 EACH |
|---|---|---|---|---|
| 4 | EA | 80635 | RH4 MALCO RIVETING HAMMER | |
| 4 | EA | 80636 | SH3 MALCO SETTING HAMMER | |

# Snips and Shears


ULC10


M2001


M2005


M2006


AV1


AVM 6


AVM 7


MC12,-14


M-1

### ULC10 Ultralight Combination Snip

Strong lightweight frame has 3" long controlled cut. Can cut 26 ga. steel or 0.030" aluminum.

### Avaiation Snips—Max2000

The Max2000 has hardened alloy steel blades with precision **ground cutting edges that ensure a minimal force cut and** maximum service life.

### Aviation Snips—AV and AVM

Aviation style steel metal nips for straight, slightly curved in and vertical cuts in either direction. Regular AV smips 9+" long. AV mini snips are only 7-1/8" long and easily work in tight or awkward spaces.

### Andy Aluminum Handled Snips

The Andy Snip offers easy blade replacement and larger handles. It has a sleek head design to improve maneuverability.

### Ultra Lightweight Snips

| STD PKG | U/M | BERCOR NUMBER | DESCRIPTION | PC-1 EACH |
|---|---|---|---|---|
| 1 | EA | 80707 | ULC10 METAL CUTTING SNIP ULTRA LIGHTWEIGHT | |

### Aviation Snips—Max2000

| | | | | |
|---|---|---|---|---|
| 6 | EA | 80523 | M2001 AVIATION SNIP LEFT & STRAIGHT | |
| 6 | EA | 80524 | M2002 AVIATION SNIP RIGHT & STRAIGHT | |
| 6 | EA | 80525 | M2003 AVIATION SNIP COMBINATION CUT | |
| 6 | EA | 80531 | M2005 BULLDOG AVIATION SNIP FOR NOTCHING & TRIMMING | |
| 6 | EA | 80538 | M2006 AVIATION SNIP OFFSET LEFT | |
| 6 | EA | 80539 | M2007 AVIATION SNIP OFFSET RIGHT | |

### Aviation Snips—AV & AVM Series

| | | | | |
|---|---|---|---|---|
| 1 | EA | 80652 | AV1 AVIATION SNIP LEFT CUT | |
| 1 | EA | 80653 | AV2 AVIATION SNIP RIGHT CUT | |
| 1 | EA | 80702 | AV3 AVIATION SNIP COMBO CUT | |
| 1 | EA | 80656 | AV6 AVIATION SNIP OFFSET LEFT CUT | |
| 1 | EA | 80657 | AV7 AVIATION SNIP OFFSET RIGHT CUT | |
| 1 | EA | 80703 | AV8 AVIATION SNIP LEFT & VERTICAL | |
| 1 | EA | 80704 | AV9 AVIATION SNIP RIGHT & VERTICAL | |
| 1 | EA | 80705 | AVM6 EV MINI OFFSET AVIATION SNIP LEFT CUT | |
| 1 | EA | 80706 | AVM7 EV MINI OFFSET AVIATION SNIP RIGHT CUT | |

### Andy Aluminum Handled Snips

| | | | | |
|---|---|---|---|---|
| 3 | EA | 80532 | MC12(N) 12" ALUM COMB SNIP CUTS STRAIGHT OR CIRCLES | |
| 3 | EA | 80533 | MC14(A) 14" ALUM COMB SNIP CUTS STRAIGHT OR CIRCLES | |
| 3 | EA | 80614 | M-14N ANDY SNIPS CUT STRAIGHT | |

### Parts and Accessories

| | | | | |
|---|---|---|---|---|
| 1 | EA | 80540 | M2000S REPLACEMENT SPRING F/MAX2000 | |
| 1 | SET | 80613 | M-14RB BLADE SET (OLD) | |
| 1 | EA | 80646 | M14NRB REPLACEMENT BLADE (NEW) | |
| 1 | EA | 80663 | TS1RB TURBOSHEAR REPLACEMENT BLADE | |

# TurboShear ™

## Turns Power Drills into PowerShears




### TS1 TurboShear

- Inserts directly into the chuck of a corded or cordless power drill.
- Cuts straight and left.
- Cuts 20-gauge galvanized steel and much more.

### TSHD TurboShear Heavy-Duty with 360° Rotating Head

- Inserts directly into the chuck of a corded or cordless power drill.
- Clamp collar allows shear head to rotate 360° and lock into place for optimal tool clearance.
- Makes straight, curved, or square cuts.
- Cuts 18-gauge galvanized steel and much more.

### TSMD TurboShear Double-Cut with 360° Rotating Head

- Inserts directly into the chuck of a corded or cordless power drill.
- Clamp collar allows shear head to rotate 360° and lock into place for optimal tool clearance.
- Produces clean edges on either side of cut.
- Can approach cut from either end.
- Navigates 90° outside profiles
- Cuts through seams.

### • TSDC Telescoping Drill Clamp

- Fits all TurboShear drill attachment models.
- Allows tool to rotate 360° and locks when tightened.
- Does not rotate when used with TS1.

| STD PKG | U/M | BERCOR NUMBER | DESCRIPTION | PC-1 EACH |
|---|---|---|---|---|
| 1 | EA | 80664 | TS1 TURBOSHEAR | |
| 1 | EA | 80659 | TSHD HEAVY DUTY TURBOSHEAR W/ROTATING HEAD | |
| 1 | EA | 80764 | TSMD TURBOSHEAR DOUBLE CUT | |
| 1 | EA | 80658 | TSDC DRILL CLAMP FOR TS1 | |

# MB48 Portable Mini Brakes


MB48


MBL

### Portable Mini Brakes

- Accommodates sheet metal up to 4 feet wide in any length.
- Safety conscious, cam-over style clamps keep anvil secure in any position.
- Makes bends to 135° in galvanized sheet metal up to 22 gauge.
- Adjustable strengthening ribs assure tightly formed bends.
- Compact size and lighte weight

**MB48A** is ideal for fabricating plenums or large transitions

**MB84B Pan Style** for making drippans, register boxes, and complex corners for flashing and fascia

### MBL

- Optional legs for MB48

| STD PKG | U/M | BERCOR NUMBER | DESCRIPTION | PC-1 EACH |
|---|---|---|---|---|
| 1 | EA | 80935 | MBL LEGS W/BASES AND FASTENERS | |
| 1 | EA | 80936 | MB48(A) MINI BRAKE | |
| 1 | EA | 80933 | MB48B EV PAN STYLE MINI BRAKE | |

# Bender



- Fabricate end caps, plenums and transitions at job site quickly and inexpensively.
- Light weight available for 36" and 48" bends.
- Bends 24/26 gauge metal up to 135°.

| STD PKG | U/M | BERCOR NUMBER | DESCRIPTION | PC-1 EACH |
|---|---|---|---|---|
| 6 | EA | 80110 | HB-0022 40" OAL HENSLERS BENDER | |

## Fiberglass Duct Tools

Cuts 4" to 20" diameter holes in 1" fiberglass ductboard.



| STD PKG | U/M | BERCOR NUMBER | DESCRIPTION | PC-1 EACH |
|---|---|---|---|---|
| 3 | EA | 80654 | FG1 FIBERGLASS HOLE CUTTER | |

## FasGroov® Fabricating System



**FGF**



**FGK**



**FGM**



**FGS**



**FGV**

One-piece layout system for 1-1/2" and 1" board incorporates the FasGroov square with anodized steel tools. Offsets built into the square and tools allow you to layout 1-1/2" and 1" ductboard as you cut.

**FGSLK Shiplap Kit Includes:**
FGV1, FGV24, FGV3, FGV5, FGV6 tools, plus FGS square, and FGK, FGM, FGF knives in a tool case.

| STD PKG | U/M | BERCOR NUMBER | DESCRIPTION | PC-1 EACH |
|---|---|---|---|---|
| 3 | EA | 80571 | FGF FEMALE SHIPLAP KNIFE | |
| 6 | EA | 80569 | FGK DUCT KNIFE | |
| 3 | EA | 80570 | FGM MALE SHIPLAP KNIFE | |
| 1 | EA | 80561 | FGSLK SHIPLAP KIT - 2 CTNS | |
| 1 | EA | 80562 | FGV VEE-GROOVE TOOL | |
| 1 | EA | 80573 | FGVRB VEE-TOOL REP BLADE | |

# F6-DP Refrigerant Recovery Machine

## Dual Piston



- 3 year OTC Warranty
- Powerful dual piston compressor
- Full one horse power motor
- Simple two valve operation

| STD PKG | U/M | BERCOR NUMBER | DESCRIPTION | PC-1 EACH |
|---|---|---|---|---|
| 1 | EA | 83287 | F6-DP DUAL PISTON REFRIGERANT RECOVERY MACHINE | |

# ROBINAIR RG3 & RG6 Refrigerant Recovery Machines



### RG3 Ultra Lightweight Recovery Machine

- For any residential or appliance sized rcovery job
- Compativle with CFC, HFC, HCFC refrigerants including R-410A
- Compressor: 1/3 HP, single-cylinder, oil-less
- High pressure safety shut-off switch
- Easy to read gauges
- Dimensions: 12-1/2"L x 6-1/2" W x 9-1/2" H
- Power: 115 V 60 Hz
- Weight: 18 lbs.



### RG6 Heavy Duty Twin Cylinder Recovery Machine

- Provides superior recovery speed in all conditions
- Compativle with CFC, HFC, HCFC refrigerants including R-410A
- Compressor: 3/4 HP, twin-cylinder, direct drive, oil-less
- Oversized condenser keeps machine cool in extreme conditions
- Self-purge feature eliminates potential for cross contamination and saves time
- Easy to read gauges
- Dimensions: 17" L x 9" W x 12" H
- Power: 115 V 60 Hz
- Weight: 27 lbs.
- High pressure safety shut-off switch

| STD PKG | U/M | BERCOR NUMBER | DESCRIPTION | PC-1 L/CTN |
|---|---|---|---|---|
| 1 | EA | 82936 | RG3 ULTRA LIGHTWEIGHT RECOVERY MACHINE | |
| 1 | EA | 82937 | RG6 HEAVY DUTY TWIN CYLINDER RECOVERY MACHINE | |

# APPION G5 Twin Refrigerant Recovery Machine



### G5 Twin

- Pumps vapor and liquid with no throttling
- High speed/high pressure turbine fan—over 600 cfm
- Heavy duty crankcase isolated from refrigerant
- Weight: 24 pounds

### Valve Core Removal Tool

- Positive core grip tip for easy, reliable core removal, minimizes lost cores
- Easy grip for attaching to the system, pump and gauges
- Vacuum rated to 20 microns
- MegaSeal™ cap made with aircraft grade aluminum, with molded neoprene seating material for reliable seal under pressure

### Refrigerant Recovery Machine

| STD PKG | U/M | BERCOR NUMBER | DESCRIPTION | PC-1 EACH |
|---|---|---|---|---|
| 1 | EA | 82284 | G5TWIN REFRIGERANT RECOVERY MACHINE | |

### Accessories

| | | | | |
|---|---|---|---|---|
| 1 | EA | 82285 | MGAVCT 1/4 IN VALVE CORE REMOVAL TOOL | |
| 1 | EA | 82286 | MGAVCR 5/16 IN VALVE CORE REMOVAL TOOL | |
| 1 | EA | 82287 | KTF032 INLINE FILTER DRYER KIT | |

# INFICON Vortex Dual Refrigerant Recovery Machine



- Compressor: 1 HP, oil-less, dual-valve, AC motor drive
- Works with CFC, HFC, HCFC refrigerants including R-410A
- High pressure safety shut-off switch
- Power: 115V, 60Hz., 15A
- Weight: 29.75 lbs
- Dimensions: 16.7" L x 9.2" W x 14.2" H

| STD PKG | U/M | BERCOR NUMBER | DESCRIPTION | PC-1 L/CTN |
|---|---|---|---|---|
| 1 | EA | 96170 | 714-202-G1 VORTEX DUAL REFRIGERANT RECOVERY MACHINE | |

# ROBINAIR VacuMaster™ 15500 Vacuum Pump



- Free Air Displacement: 5 CFM
- Motor: 1/3 HP
- Intake Fitting: 1/4" & 3/8" Flare 1/2" ACME
- Oil Capacity: 9.5 oz
- Weight: 21 lbs
- Dimensions: 10" H x 5" W x 13" L

| STD PKG | U/M | BERCOR NUMBER | DESCRIPTION | PC-1 EACH |
|---|---|---|---|---|
| 1 | EA | 82938 | ROBINAIR 15500 5 CFM HIGH PERFORMANCE VACUUM PUMP | |

# Deep Vacuum Oil Pumps

## And Oil Caddy



DV-6E



DV-85N/142N/200N



DVO-1, DVO-12, DV0-24



DV-T1

### Vacuum Pumps

- All units are shipped without oil.
- Vacuum pump oil should be changed after every use
- A deep vacuum cannot be achieved with contaminated oil
- Contaminated oil will shorten pump life

### "The Tank" Vacuum Pump Oil Caddy

- Oil caddy makes oil changes easy and environmentally friendly
- Place pump on cradle and drain oil into tank
- Holds up to 5 oil changes

### Pump Specifications

| | DV-6E | DV-85N | DV-142N | DV-200N |
|---|---|---|---|---|
| **Free Air Displacement** | 6 CFM | 3 CFM | 5 CFM | 7 CFM |
| **Motor (1725 RPM)** | 1/2 HP | 1/2 HP | 1/2 HP | 1/2 HP |
| **Intake Ports (Male Flare)** | 1/4 x 3/8 | 1/4 x 3/8 | 3/8 x 1/4 x 3/8 | 1/2 x 1/4 x 3/8 |
| **Oil Capacity** | 18 Oz. | 26.5 Oz. | 14.5 Oz. | 23 Oz. |
| **Net Weight (Lbs.)** | 30 | 28 | 33 | 32 |
| **Dimensions H x W x L** | 17-5/8 x 9-1/8 x 14 | 11-1/4 x 6-1/2 x 15-1/2 | 11-1/4 x 6-1/2 x 15-1/2 | 17-5/8 x 9-1/8 x 14 |

### Pumps with Blankoff Valve and Cleanable Inlet Screen

| STD PKG | U/M | BERCOR NUMBER | DESCRIPTION | PC-1 EACH |
|---|---|---|---|---|
| 1 | EA | 83133 | DV6E 6 CFM 115VOLT/60HZ ELIMINATOR VACUUM PUMP | |
| 1 | EA | 83121 | DV-85N 3 CFM VACUUM PUMP | |
| 1 | EA | 83139 | DV-142N 5 CFM VACUUM PUMP | |
| 1 | EA | 83134 | DV200N 7 CFM 115 VOLT 60 HZ PLATINUM VACUUM PUMP | |

### Accessories

| | | | | |
|---|---|---|---|---|
| 1 | EA | 83206 | DV-T1 THE TANK VACUUM PUMP OIL CADDY | |
| 24 | EA | 83140 | DVO-1 1-SHOT (PINT) VACUUM PUMP OIL | |
| 12 | EA | 83142 | DVO-12 QUART VACUUM PUMP OIL | |
| 6 | EA | 83141 | DVO-24 GAL VACUUM PUMP OIL | |
| 1 | EA | 83136 | PR-6 FLEX PUMP COUPLER | |
| 1 | EA | 83135 | PR-208 FLEXIBLE COUPLER | |

# Digital Vacuum Gauges


DV-22


DV-29


DV-40S


DV-41

### DV-22 Digital Vacuum Gauge
- Accurate display from 50 to 6000 microns.
- Retractable hanging hook.
- Uses one 9 volt battery (not included).

### DV-29 Micron and Superheat Gauge Test Unit
- Works with all micron gauges and creates a closed system, eliminating any leakage under deep vacuum.
- 10 inch metal hose with O-ring quick couplers, ball valve with O-ring quick coupler with depressor, 90° male flare with 1/4 inch O-ring quick coupler, and valve assembly with 1/4" male flare connections.

### DV-40S Wireless Micron Gauge
- Accurately measures vacuum
- Programmable with High/Low limit alarn
- Data logging capabilities
- Smart phone control through JB app

### DV-41 Supernova Digital Vacuum Gauge
- Accurate display from 10 to 12,000 microns.
- Programmable alarm tasks and shut-off.
- Measures in microns, PSI, InHg, Pascal, Torr, mTorr, and mBar.
- Large, easy-to-read LCD screen.
- Includes case
- Backlight is programmable for duration.

### Gauges

| STD PKG | U/M | BERCOR NUMBER | DESCRIPTION | PC-1 EACH |
|---|---|---|---|---|
| 1 | EA | 83083 | DV-22(N) DIGITAL HAND HELD VACUUM GAUGE | |
| 1 | EA | 83079 | DV-29 MICRON GAUGE HOOK-UP TEST UNIT | |
| 1 | EA | 83282 | DV-40S WIRELESS MICRON GAUGE | |
| 1 | EA | 83057 | DV41 SUPERNOVA DIGITAL VACUUM GAUGE WITH CASE | |

### Coupling for DV-41

| | | | | |
|---|---|---|---|---|
| 1 | EA | 54796 | QC-S5 STRAIGHT QUICK COUPLER | |

# Manifolds and Accessories

## Brass and Aluminum


Revolver


4-Valve Zeppelin


2-Valve Zeppelin


Patriot


Standard


QC Gauges

### Revolver 4-Valve Brass Manifold

- Metering ball valves adjust to do finite openings for liquid charging
- 1/4 turn full open/close handle with soft rubber grips
- Swiveling hose holders
- 3/8" port for fast evacuation
- No liquid charging adapter neccessary

### Zeppelin 4- and 2-Valve Aluminum Manifolds

- Lightweight but still rugged and durable
- Soft grip rubber handles with fingertip grooves
- Stem design allows for "full open" in only 2-1/2 turns
- Free floting dual O-ring system
- 3/8" port for fast evacuation
- Sight glass standard

### Patriot 2-Valve Brass Manifold

- New rugged bar design with metal handles
- 3-1/8" Class 1 illumating gauges
- Swiveling hose holders
- Free floating O-ring system

### Standard 2-Valve Brass Manifolds

- Free floating dual O-ring system
- Easy turning plastic hand wheels
- Metric styles avalible

### QC "Quick Connect" Test Gauges

- All brass quick connect fittings.
- For quick checks on large systems or refrigerant tanks.
- Ideal for permanent attachment to large systems.
- **QC-G820:** Blue Compound
- **QC-G825:** Red Pressure

| Series | Model No. | Refrigerant | Body Type | Gauge Size (In.) | Gauge Type | Includes |
|---|---|---|---|---|---|---|
| **4-Valve Models** | | | | | | |
| Revolver | 26233 | R-22, R-404A, R-410A | Brass | 3-1/8 | Glow-in-the-Dark | CCLE Kobra Hose Set |
| Zeppelin | 25240 | R-22, R-404A, R-410A | Aluminum | 3-1/8 | Glow-in-the-Dark | CCLBV Kobra Hose Set with Ball Valve |
| Zeppelin | 25233 | R-22, R-404A, R-410A | Aluminum | 3-1/8 | Glow-in-the-Dark | CCLE Kora Hose Set |
| Zeppelin | 25033 | R-12, R-22, R-502 | Aluminum | 3-1/8 | Glow-in-the-Dark | CCLE Kobra Hose Set |
| **2-Valve Models** | | | | | | |
| Patriot | 22233 | R-22, R-404A, R-410A | Brass | 3-1/8 | Class 1 Glow-in-the-Dark with 1% Accuracy | CCLE Hose Set |
| Standard | M2-5-410A | R-22, R-404A, R-410A | Brass | 2-1/2 | Standard | CCLE Kobra Hose Set |
| Standard | M2-8-410A | R-22, R-404A, R-410A | Brass | 2-1/2 | Standard | No Hose Set |
| Zeppelin | 24233 | R-22, R-404A, R-410A | Aluminum | 3-1/8 | Glow-in-the-Dark | CCLE Kobra Hose Set |
| Zeppelin | 24125 | R-22, R-134a, R-404A | Aluminum | 3-1/8 | Glow-in-the-Dark | No Hose Set |

**4-Valve** (See Table above for Manifold Series)

| STD PKG | U/M | BERCOR NUMBER | DESCRIPTION | PC-1 EACH |
|---|---|---|---|---|
| 1 | EA | 83078 | 26233 4-VALVE BRASS 80MM BALL VALVE MANIFOLD W/HOSES | |
| 1 | EA | 83052 | 25240 R-22,404A,410A 4-VLV ALUM MNFLD W/HOSES W/BALL VLVS | |
| 1 | EA | 83055 | 25233 4 VALVE 80MM ALUMINUM MANIFOLD R-22,404A,410A | |
| 1 | EA | 83258 | 25033 4 VLV ALUM MANIFOLD R12/22/502 CCLE HOSES | |

**2-Valve** (See Table above for Manifold Series)

| | | | | |
|---|---|---|---|---|
| 1 | EA | 83252 | 22233 R-22,404A,410A 2-VALVE PATRIOT MANIFOLD W/KOBRA HOSES | |
| 1 | EA | 83053 | M2-5-410A R-22,404A,410A 2-VLV BRASS MNFLD W/60 IN. HOSES | |
| 1 | EA | 83198 | M2-8-410A R22,404,410A 3 1/8 IN 2 VALVE MANIFOLD BRASS | |
| 1 | EA | 83054 | 24233 R-22,404A,410A 3 1/8 2-VLV ALUM MNFLD W/HOSES | |
| 1 | EA | 83064 | 24125 R-22,134A,404A, 2-VALVE ALUM MANIFOLD W/ILLUM GAUGES | |

**Gauges and Hanger**

| | | | | |
|---|---|---|---|---|
| 1 | EA | 83288 | QC-G820 3-1/8 COMPOUND TEST GAUGE 22/404/410 | |
| 1 | EA | 83289 | QC-G825 3-1/8 PRESSURE TEST GAUGE 22/404/410 | |
| 5 | EA | 83123 | M2-102N HANGING HOOK | |

# Digital Manifold
## 2-Valve



- Simultaneous calculation of superheat and subcool
- Rugged caying case
- Heavy duty clamps
- Data logging capability
- Swiveling hose fittings
- Programmed with 80+ Refrigerants
- Pressure Measurement Range: -14.5 to 870 PSI
- Pressure Display: bar, psi, kPa, mPa
- Working Temp.: 14° F to 122° F
- 1/4" SAE (7/16" UNF) connections
- Heavy duty K-type thermal couples
- Sight glass
- Easy-to-read backlit screen

| STD PKG | U/M | BERCOR NUMBER | DESCRIPTION | PC-1 EACH |
|---|---|---|---|---|
| 1 | EA | 83286 | DMG2-8 2-VALVE DIGITAL MANIFOLD W/O HOSES | |

# Fieldpiece 4-Port Digital Manifold



- Measures 2 pressures, 2 temperatures, and vacuum in microns.
- Calculates superheat, subcooling, target superheat, vapor saturation, and liquid saturation.
- 3/8" vacuum port for faster evacuations.
- Large screen with all measurements in clear sight.
- 45 built-in refrigerants.

| STD PKG | U/M | BERCOR NUMBER | DESCRIPTION | PC-1 EACH |
|---|---|---|---|---|
| 1 | EA | 81972 | SMAN460 4-PORT DIGITAL MANIFOLD | |

# Kobra High Pressure Hoses



**CLE**



**CLS**



**CLBV**



**CLV**

JB Kobra® hoses feature patent-pending design improvements that significantly reduce blowout and provide maximum flow. Kobra hoses are made from Kevlar® and are incredibly strong and flexible.

### CLE Series
- Gasket seal fitting
- Depressor set to ARI standard for access valve core
- Features blowout resistant depressor and barrel gasket

### CLS Series
- Secure seal fitting
- Opens to full flow
- Automatically traps refrigerant discharge in hose

### CLBV Series
- Ball valve

### CLE Series

| STD PKG | U/M | BERCOR NUMBER | DESCRIPTION | PC-1 EACH |
|---|---|---|---|---|
| 1 | EA | 83062 | CCLE-60 60IN KOBRA HOSE SET W/GASKET SEAL | |
| 1 | EA | 83066 | CLE-60B 60IN BLUE KOBRA HOSE W/GASKET SEAL FTGS | |
| 1 | EA | 83067 | CLE-60R 60IN RED KOBRA HOSE W/GASKET SEAL FTGS | |
| 1 | EA | 83063 | CLE-60Y 60IN YELLOW KOBRA HOSE W/GASKET SEAL FTGS | |

### CLS Series

| | | | | |
|---|---|---|---|---|
| 1 | EA | 83058 | CCLS-60 60IN KOBRA HOSE SET W/SECURE SEAL | |
| 1 | EA | 83060 | CLS-60B 60IN BLUE KOBRA HOSE W/SECURE SEAL FTGS | |
| 1 | EA | 83061 | CLS-60R 60IN RED KOBRA HOSE W/SECURE SEAL FTGS | |
| 1 | EA | 83059 | CLS-60Y 60IN YELLOW KOBRA HOSE W/SECURE SEAL FTGS | |

### CLBV Series

| | | | | |
|---|---|---|---|---|
| 1 | EA | 83068 | CCLBV-60 60IN KOBRA HOSE SET W/BALL VALVE | |
| 1 | EA | 83075 | CLBV-60B 60IN BLUE KOBRA HOSE W/BALL VALVE FTGS | |
| 1 | EA | 83076 | CLBV-60R 60IN RED KOBRA HOSE W/BALL VALVE FTGS | |
| 1 | EA | 83074 | CLBV-60Y 60IN YELLOW KOBRA HOSE W/BALL VALVE FTGS | |

### CLV Series

| | | | | |
|---|---|---|---|---|
| 3 | EA | 83095 | CCLV-72 72 IN CHARGE LINE SET | |

# Ball Valve Hose



- Whip end only with ball valve
- Connects to hose fitting

| STD PKG | U/M | BERCOR NUMBER | DESCRIPTION | PC-1 EACH |
|---|---|---|---|---|
| 5 | EA | 83097 | CLV-6B 6 IN BLUE CHARGE LINE | |
| 5 | EA | 83096 | CLV-6R 6 IN RED CHARGE LINE | |
| 5 | EA | 83098 | CLV-6Y 6 IN YELLOW CHARGE LINE | |
| 5 | PKG | 83090 | P90513 DEPRESSOR F/HOSES&CPLRS 5/PKG | |

# 3/8" Charging Hoses



### CL6HD-72
- Heavy Duty
- Reduces permeation
- 900 psi working pressure
- 3500 psi burst
- Straight fittings by straight fittings

### CL6-60Y
- Environmental
- 600 psi working pressure
- 3000 psi burst
- Gasket seal fittings
- Lined with kevlar

| STD PKG | U/M | BERCOR NUMBER | DESCRIPTION | PC-1 EACH |
|---|---|---|---|---|
| 1 | EA | 83077 | CL6HD-72 3/8IN X 72IN HEAVY DUTY BLACK CHARGING HOSE | |
| 1 | EA | 83223 | CL6-60Y 3/8 IN X 60 IN YELLOW ENVIRONMENTAL CHARGING HOSE | |

# Hose Replacement Parts

| STD PKG | U/M | BERCOR NUMBER | DESCRIPTION | PC-1 EACH |
|---|---|---|---|---|
| 1 | EA | 54807 | 33112N 1/4 IN QC X 1/4 IN SAE REFRIGERANT SHUT OFF COUPLER | |
| 1 | EA | 54809 | 33112RK SECURE SEAL REPAIR KIT | |
| 1 | EA | 54808 | 33113N 1/4 IN QC X 1/4 IN SAE REFRIGERANT SHUTOFF COUPLER 90 | |
| 1 | PKG | 55784 | P509-10 1/4 IN CAP,HOSE & COUPLER GASKET 10PK | |
| 1 | PKG | 55785 | P511-10 1/4 IN CAP GASKET 10/PK | |
| 1 | PKG | 55781 | P90016 3/8 IN GASKETS 10/PKG | |
| 1 | PKG | 55786 | P90022 REPLACEMENT O-RING 10/PK | |
| 1 | PKG | 55787 | P90514 1/4 IN DEPRESSOR HOSE & COUPLER 5/PK | |
| 1 | EA | 83284 | T21295 SNAP RING PLIERS | |

# Mini-Split Tools



MSKIT1



TRQ-IMP

### MSKIT 1 Mini-Split Tool Kit Includes
- 20-pocket tool bag (#MSKIT1-BAG)
- 60" Kobra hose set (#CCLS-60)
- Patriot Brass manifold with 2-1/2" gauges (#22500)
- Ratcheting flare tool (#T30600)
- Torque wrench kit (#TRQ-1080)
- Hex Key set (#T30605)
- Valve core remover (#A32525N)
- 1/4" Shield refrigerant locking caps (#SHLD-P4)
- (5) 1/4" brass caps (#NFT5-4)
- (2) Brass adapters (#A31656)

### TRQ-IMP Torque Wrench Head Set Includes
4 imperial torque heads for the TRQ-1080 torque wrench kit: 5/8", 13/16", 15/16", 1-1/8"

| STD PKG | U/M | BERCOR NUMBER | DESCRIPTION | PC-1 EACH |
|---|---|---|---|---|
| 1 | EA | 83283 | MSKIT1 MINI SPLIT TOOL KIT | |
| 1 | EA | 83290 | TRQ-IMP 5/8",13/16",15/16",1-1/8 TORQUE IMPERIAL HEAD SET | |

# Refrigeration Gauges

## For Pressure Vacuum and Compound Applications



### Gauge Features

- High-impact, clear Lexan Lens
- Surge-dampened for accuracy
- Recalibration screw
- 1/8" MPT connections
- Full-size, brass movements

### MR-517 Gauge Lens

- 2-1/2" Gauge Lens
- Screw-on lens fits plastic and metal gauge

| Model No. | Refrigerants | Type | Case | Application/Pressure Scale |
|---|---|---|---|---|
| **2-1/2" Standard Gauges** | | | | |
| M2-250 (B) | R-12, R-22, R-502 | Blue, Low side | Compound Steel (Brass) | 30" Vacuum to 120 psi, retard to 350 psi |
| M2-500 (B) | R-12, R-22, R-502 | Red, High side | Pressure Steel (Brass) | 0 to 500 psi |
| M2-420 | R-134a, R-404A, R-507 | Blue, Low side | Compound Steel | 30" Vacuum to 120 psi, retard to 350 psi |
| M2-425 | R-134a, R-404A, R-507 | Red, High Side | Pressure Steel | 0 to 5500 psi |
| **3-1/8" Glow-in-the-Dark Gauges** | | | | |
| M2-800 | R-12, R-22, R-502 | Blue, Low side | Compound steel, Illuminated | 30" Vacuum to 120 psi, retard to 350 psi |
| M2-805 | R-12, R-22, R-502 | Red, High side | Pressure steel, Illuminated | 0 to 500 psi |
| M2-820 | R-22, R-404A, R-410A | Blue, Low side | Compound Steel, Illuminated | 30" Vacuum to 120 psi, retard to 350 psi |
| M2-825 | R-22, R-404A, R-410A | Red, High Side | Pressure Steel, Illuminated | 0 to 800 psi |

| STD PKG | U/M | BERCOR NUMBER | DESCRIPTION | PC-1 EACH |
|---|---|---|---|---|
| 5 | EA | 83105 | M2-250 COMPOUND GAUGE BLUE | |
| 5 | EA | 83117 | M2-250B COMPOUND GAUGE BRASS | |
| 5 | EA | 83106 | M2-500 PRESSURE GAUGE RED | |
| 5 | EA | 83119 | M2-500B PRESSURE GAUGE BRASS | |
| 1 | EA | 83171 | M2-420 2-1/2 IN STANDARD COMPOUND GAUGE R-134A,40A,507 | |
| 1 | EA | 83167 | M2-425 2-1/2 IN STANDARD PRESSURE GAUGE R-134A,404A,507 | |
| 1 | EA | 83164 | M2-800 3-1/8IN GLOW-IN-THE-DARK COMPOUND GAUGE R-12,22,502 | |
| 1 | EA | 83163 | M2-805 3-1/8IN GLOW-IN-THE-DARK PRESSURE GAUGES R-12,22,502 | |
| 1 | EA | 83166 | M2-820 3-1/8 IN ILLUMINATED COMPOUND GAUGE R-22,404,410A | |
| 1 | EA | 83165 | M2-825 3-1/8 IN ILLUMINATED PRESSURE GAUGE R-22,404,410A | |
| 1 | EA | 83112 | MR-517 PLASTIC GAUGE LENS | |

# Mantooth™ Wireless Digital Gauge

## Pressure/Temperature



- Wirelessly calculates and displays system's pressures, temperatures, superheat, and subcooling on your smart device
- iPhone, iPad, and Android compatible
- Test system without losing refrigerant
- Built-in Schrader ports to easily adjust refrigerant charge
- Rechargable lithium polymer battery with 10 hour battery life

| STD PKG | U/M | BERCOR NUMBER | DESCRIPTION | PC-1 EACH |
|---|---|---|---|---|
| 1 | EA | 82759 | 67002 MANTOOTH DUAL PROBE MANIFOLD GAUGE | |

## Liquid Charging Adapter



Liquid charging is recommended when charging blends into refrigeration and air conditioning systems, and a liquid charger adapter is necessary for safe and fast liquid charging through the low side of the system.

- 1/4" liquid charging adapter.
- Metering element reduces liquid flow to a level below capacity of compressor.
- Accepts liquid refrigerant from the cylinder and discharges into low side of the system.
- Eliminates time and effort of heating cylinders.

| STD PKG | U/M | BERCOR NUMBER | DESCRIPTION | PC-1 EACH |
|---|---|---|---|---|
| 1 | EA | 54795 | LC-4 LIQUID CHARGING ADAPTER | |

## Glycerine Filled Gauges



| STD PKG | U/M | BERCOR NUMBER | DESCRIPTION | PC-1 EACH |
|---|---|---|---|---|
| 1 | EA | 82484 | TIF9622B BLUE GLYCERINE GAUGE | |
| 1 | EA | 82485 | TIF9632R RED GLYCERINE GAUGE | |

## Manifold Seal Kit

| STD PKG | U/M | BERCOR NUMBER | DESCRIPTION | PC-1 EACH |
|---|---|---|---|---|
| 1 | PKG | 82048 | 65116/600R DIAPHRAGM REPLACEMENT SEAL KIT | |

## Superheat Calculator

| STD PKG | U/M | BERCOR NUMBER | DESCRIPTION | PC-1 EACH |
|---|---|---|---|---|
| 1 | EA | 93865 | SUPER COOL SLIDE RULE | |

## 9010A Refrigerant Scale



- Three display modes.
- Very high resolution.
- Extreme accuracy.
- 110 pound/50kg capacity.
- Can be used with all refrigerants.
- Completely portable, battery powered.
- Two year warranty.

| STD PKG | U/M | BERCOR NUMBER | DESCRIPTION | PC-1 EACH |
|---|---|---|---|---|
| 1 | EA | 82429 | TIF9010A SLIMLINE SCALE | |

## Wey-Tek Refrigerant Charging Scale



713-202-G1



719-202-G1

**713-202-G1**

- 220 lbs. capacity
- Durable weighing platform
- Measures in lbs./ozs., kgs., or decimal lbs.
- Simple controls
- Large LC for easy viewing, even in direct sunlight
- High-accuracy load cell won't drift
- Automatic and manual zeroing
- Hard plastic carrying case included
- 1-year replacement warranty

**719-202-G1**

- 250 lbs. cCapacity
- Plastic carying case included
- Battery life approx 80 hours
- Wireless range 30 FT.
- Results may vary
- 2 year replacement warranty

| STD PKG | U/M | BERCOR NUMBER | DESCRIPTION | PC-1 EACH |
|---|---|---|---|---|
| 1 | EA | 96074 | 713-202-G1 WEY-TEK REFRIG CHARGING SCALE | |
| 1 | EA | 96169 | 719-202-G1 WEY-TEK HD WIRELESS REFRIGERANT CHARGING SCALE | |

## Atlas Wireless Refrigerant Charging Scale



- Email accessible data logging
- Job time recording
- Bluetooth 4.0
- LED connectivity and power lights
- Battery life approximately 60 hours
- 250 lbs. capacity

| STD PKG | U/M | BERCOR NUMBER | DESCRIPTION | PC-1 EACH |
|---|---|---|---|---|
| 1 | EA | 83285 | DS-20000S ATLAS WIRELESS REFRIGERANT CHARGING SCALE | |

# INFICON Leak Detectors



### Tek-Mate™ Handheld Refrigerant Leak Detector

- Heated diode sensor technology.
- Sensitive to all CFCs, HFCs, and HCFs.
- Automatically adjust for different refrigerants.
- Automatically compensates for changing background contamination.
- Reliable, even under damp conditions.
- Variable-intensity audible alarm to help pinpoint leaks.
- Uses two D-size batteries.



### D-Tek™ Select Cordless Refrigerant Leak Detector

- Equally sensitive to all refrigerants, including R-22, R-134A, R-404A, R410a, R-507 (AZ-50) and all CFCs HCFCs and HFCs.
- 800-hour infrared cell life for low cost of ownership.
- On-board diagnostics indicate charging status and warn of low battery or infrared cell failure.
- NiMH power stick is environmentally friendly, won't corrode, and provides greater charging capacity.
- Includes hard plastic case, NiMH power stick, 12V and 120V adapter/recharger, tip filters and infrared cell.



### Gas-Mate® Combustible Gas Detector

- Sensitive to 5 PPM methane
- Innovative touch pad for sensitivity control
- Runs on two "D" batteries (included)
- Detects natural gas, propane, butane, cyclopentane, ethane, ethanol, isobutane and ammonia
- 3-year replacement warranty

| STD PKG | U/M | BERCOR NUMBER | DESCRIPTION | PC-1 EACH |
|---|---|---|---|---|
| 1 | EA | 96083 | 705-202-G1 TEK-MATE REFRIG LEAK DETECTOR | |
| 1 | EA | 96084 | 712-202-G1 D-TEK SELECT LEAK DETECTOR | |
| 1 | EA | 96073 | 718-202-G1 GAS-MATE COMBUSTIBLE GAS DETECTOR | |
| 1 | EA | 96082 | 703-020-G1 REPLACEMENT SENSOR | |

# Prowler Leak Detector



The LD 5000 Prowler uses a new proprietary electrochemical sensor technology for unparalleled accuracy coupled with the unique features. The LD 5000 uses a long life sensor that is designed to detect more current and more difficult HFC refrigerants (R-134a, R-410A, R-404A, R-407C, R-507) in addition to all HCFC (R-22) refrigerants including SNAP approved hydrocarbon blends.

- Electrochemical sensor
- Immediate respons time
- Leak indication through vibrating handle, audio alarm, and bar graph on the LCD screen
- Automatic zero
- Operates on 4 AA batteries for 10 continuous hours
- Warm up time is less than 30 seconds

| STD PKG | U/M | BERCOR NUMBER | DESCRIPTION | PC-1 EACH |
|---|---|---|---|---|
| 1 | EA | 83177 | LD5000 PROWLER REFRIGERANT GAS LEAK DETECTOR | |

## TIF-ZX Refrigerant Leak Detectors



Detects all halogenated refrigerants, including R-410A. Features tri-color visual leak size indication. True mechanical pump provides instant response and clearing. A flexible stainless probe, carrying case, and re-charger included. CE approbed. Patent pending Heated Pentrode™ sensor technology. Meets SAE J1627. 3 year warranty.

| STD PKG | U/M | BERCOR NUMBER | DESCRIPTION | PC-1 EACH |
|---|---|---|---|---|
| 1 | EA | 82983 | TIF-ZX LEAK DETECTOR | |
| 1 | PKG | 82430 | TIF XP-2 REPLACEMENT TIPS W/PROTECTORS | |

## Maintenance Kits

| STD PKG | U/M | BERCOR NUMBER | DESCRIPTION | PC-1 EACH |
|---|---|---|---|---|
| 1 | EA | 82447 | TIF555 MAINT KIT-5550/5650/5750 | |

## Micro UV Leak Detector Kit



UV LED flashlight and dye kit with injector for air conditioning and refrigeration systems.

**NOTE:** Dye not for direct injection into R-410A systems due to high pressure

| STD PKG | U/M | BERCOR NUMBER | DESCRIPTION | PC-1 EACH |
|---|---|---|---|---|
| 1 | EA | 82643 | 69789 MICRO UV KIT W/INJECTOR | |
| 1 | EA | 82645 | 69727 SINGLE 1 OZ. DYE INJECTOR | |

## Refrigerant Leak Detector



- Patented heat diode sensor
- High/low sensitivity adjustment
- One-button operation
- Automatic zeroing
- LED indicator
- Audible alarms

| STD PKG | U/M | BERCOR NUMBER | DESCRIPTION | PC-1 EACH |
|---|---|---|---|---|
| 1 | EA | 83264 | TESTO 316-3 REFRIGERANT LEAK DETECTOR | |
| 1 | EA | 83265 | 316-3 REPLACEMENT SENSOR | |

# SPECTRONICS CORPORATION Fluorescent Leak Detection Flashlights



OPX-400CS

### OPX-400CS Optimax 400 Flashlight

- Violet light LED.
- Power comparable to high-intensity 150-watt lamps.
- Inspection range of up to 25 ft or more.
- Works with all popular universal/POE dyes.
- 100,000- hour LED service life.
- Rugged, corrosion-resistant, anodized lamp body stands up to years of heavy use.
- Powered by 3 "AAA" batteries (included).
- Includes lanyard, holster, flourescence-enhancing glasses.



OLX-400

### OLX-400 OPTI-LUX™ 400 Flashlight, Rechargeable

- Violet light LED.
- Power comparable to high-intensity 150-watt lamps.
- Inspection range of 25 feet (7.6 m) or more.
- Works with all popular universal/POE dyes.
- 100,000-hour LED service life.
- owered by one rechargeable lithium-ion battery (included).
- 4 hours of continuous inspection time between charges.
- Includes smart battery charging cradle with AC and DC cord sets, lanyard and fluorescence-enhancing glasses

| STD PKG | U/M | BERCOR NUMBER | DESCRIPTION | PC-1 EACH |
|---|---|---|---|---|
| 3 | EA | 82733 | OPX-400CS OPTIMAX 400 UV LED FLASHLIGHT | |
| 1 | EA | 82736 | OLX-400 OPTI-LUX 400 LEAK DETECT FLASHLIGHT RECHARGEABLE | |

SPECTRONICS CORPORATION

# Leak Detector Kits



**EZ100-CS**



**OPK-40EZ/E**

## EZ100 Dye Injection System

- For small to medium sized AC&R systems (Up to 75 pounds of refrigerant or 6 gallons of lubricant).
- Just one connection. No additional refrigerant needed for injection-a turn of the handle is all it takes.
- Each prefilled, disposable cartridge treats up to 25 pounds of refrigerant or 2 gallons of lubricant.
- Calibrated cartridge provides exact dosing for multiple systems.
- Replace empty cartridge in seconds.

## OPK-40EZ/E Complete EZ-Ject Kit

Versatile, multi-dose dye cartridges. Each treats up to 2 gallons of lubricant or 25 lbs of refrigerant. Add fluorescent dye with system off or running.

- EZ-50 EZ-Ject™ dye injector
- EZ-25 hose/coupler with check valve, low-loss fitting and purge fitting
- (2) EZ-4/E .5 oz universal/POE dye cartridges
- 8 oz spray bottle GLO-AWAY dye cleaner
- (3) Drip plugs for hose/coupler
- Fluorescence-enhancing glasses
- Rugged carrying case

| Fluorescent Dye | For Systems Using | Treats |
|---|---|---|
| EZ4/ECS | Polyol Ester<br>Mineral Oil<br>Alkyl Benzene | Up to 25 lbs. of refrigerant<br>Up to 2 gallons of lubricant |
| GS-1/ECS | | Up to 4.9 lbs. of refrigerant<br>Up to 1.6 qts. of lubricant |
| GS-2/ECS | | 5 to 9.9 lbs. of refrigerant<br>1.7 to 3.2 qts. of lubricant |
| GS-3/ECS | | 10 to 25 lbs. of refrigerant<br>3.3 to 2 gallons of lubricant |

| STD PKG | U/M | BERCOR NUMBER | DESCRIPTION | PC-1 EACH |
|---|---|---|---|---|
| 1 | EA | 82521 | EZ100-ECS DYE INJECT KIT FOR MINERAL OIL SYSTEMS | |
| 3 | EA | 82732 | OPK-40EZ/E COMPLETE EZ-JECT KIT | |

## Bleed Valve

| | | | | |
|---|---|---|---|---|
| 1 | EA | 82492 | BV-50 BLEED VALVE | |

## Fluorescent Dyes

| For Use With | STD PKG | U/M | BERCOR NUMBER | DESCRIPTION | PC-1 EACH |
|---|---|---|---|---|---|
| Polyol Ester-Up to 25 lbs. of refrigerant or up to 2 gallons of lubricant | 6 | EA | 82650 | EZ4/ECS UNIVERSAL CARTRIDGE | |
| Ester-Up to 4.9 lbs. of refrigerant or up to 1.6 qts. of lubricant | 6 | EA | 82553 | GS-1/ECS 1/2OZ GLO-STICK CAPSULE | |
| Ester-5 to 9.9 lbs. of refrigerant or 1.7 qts. to 3.2 qts. of lubricant | 6 | EA | 82554 | GS-2/ECS 1/2OZ GLO-STICK CAPSULE | |
| Ester-10 to 25 lbs. of refrigerant or 3.3 qts. to 2 gallons of lubricant | 6 | EA | 82555 | GS-3/ECS 1/2OZ GLO-STICK CAPSULE | |

# Combustion Analyzer Kits



### C155Kit Eagle 2X

The Eagle 2X extended life system analyzer uses new Electro-Optical Sensor (EOS) technology that takes direct CO2 measurements and calculates the O2 level. This CO2 sensor has no physical contact with the gas, so there is no deterioration of the sensor over time and calculations remain highly accurate for a long period of time.

- Measures CO2 (EOS technology), CO, and inlet flue temperatures
- Worklight
- 4 line backlit LCD display
- Individual report printouts
- Time and date stamp
- Low battery indicator
- Field replaceable sensors
- 5 year limited warranty (including sensor)

### C155 Kit Includes:

- C155 analyzer
- Flue probe
- IR printer
- (2) K-type temp probes
- (2) static pressure hoses
- (1) true draft probe
- Gas tap and hose
- AC adapter/charger
- Hard case
- (2) printer paper rolls
- (2) particle filters
- Batteries
- Quick start guide and owners manual



### Smart Bell Plus Kit

- Measures CO, CO2, and temperature
- Calculates O2, excess air and efficiency
- Dual scale pressure differential measurement
- 5-year limited warranty on Smat Bell Plus combustion meter
- 3-year limited warranty on EM201 manometer.

### Smart Bell Plus Kit Includes:

- Smart Bell Plus Combustion Meter
- Digital Manometer (EM201)
- Flue probe (KMCP70)
- Protective boot with magnet (SBOOT)
- Soft carrying case (AC73)
- Pressure tubes with brass fitting (2 BF100)
- Battery (9V)

| STD PKG | U/M | BERCOR NUMBER | DESCRIPTION | PC-1 EACH |
|---|---|---|---|---|
| 1 | EA | 82714 | C155KIT EAGLE 2X COMBUSTION/SYSTEM ANALYZER | |
| 1 | EA | 82722 | SMART BELL PLUS KIT/CO30KIT COMBUSTION METER KIT | |
| 1 | EA | 82718 | 17631 PARTICLE FILTER | |

# CO95 Carbon Monoxide Analyzer



### Measures

- CO concentration in flue gas
- Ambient CO levels
- CO to 1999 ppm
- Temperature range from 32° to 1112° F

### Features

- Long-life (5-years) CO sensor
- CO max capture
- Auto zero at power-up
- Link to optional infrared printer
- 5 year limited warranty

| STD PKG | U/M | BERCOR NUMBER | DESCRIPTION | PC-1 EACH |
|---|---|---|---|---|
| 1 | EA | 82728 | CO95 CARBON MONOXIDE DETECTOR LONG LIFE | |

# COA1 Carbon Monoxide Detector Adapter




- Use with compatible iPhone or Android smart phones
- Free App displays 3 visual danger levels
- App allows logging and emailing capabilities
- Compatible with select UEi clamp meters: DL429, DL389,DL379B, DL379
- Clamp meter use requires clamp head adapter CHA1 (not included)
- 1-Year limited warranty

| STD PKG | U/M | BERCOR NUMBER | DESCRIPTION | PC-1 EACH |
|---|---|---|---|---|
| 1 | EA | 82737 | COA1 CO DETECTOR ADAPTER | |

# Gas Leak Detectors



### CD100A

- Easy one hand operation
- Simple adjustment tic rate
- Long 18" gooseneck
- Tip light in sensor cover illuminates the area of the leak
- Headphone jack



### C071A

- Displays CO from 0 to 999 ppm.
- Tri-color LED indicates concentrations at 3 levels.
- Auto Zero activates upon turn on.
- MAXCAPTURE continually updates to provide the highest CO reading.
- Audible alert triggers above 35 ppm indicating threshold of dangerous CO concentration.
- Three year limited warranty.

| STD PKG | U/M | BERCOR NUMBER | DESCRIPTION | PC-1 EACH |
|---|---|---|---|---|
| 1 | EA | 82547 | CO71A CO DETECTOR | |
| 1 | EA | 82713 | CD100A COMBUSTIBLE GAS LEAK DETECTOR | |

# Gas Leak Detector



- The TIF8800X is a battery-operated combustible gas detector that provides a ticking signal that increases in frequency as the source of combustible gas or vapor is approached.
- LED leak level indicator
- Sensitivity as low as 1 ppm (gasoline)
- Automatic warm up
- Flexible 14" wand for hard to reach places

| STD PKG | U/M | BERCOR NUMBER | DESCRIPTION | PC-1 EACH |
|---|---|---|---|---|
| 1 | EA | 82982 | TIF8800X COMBUSTIBLE GAS DETECTOR | |
| 1 | PKG | 82452 | TIF8806A BATTERIES 2/PKG | |

# Smokeys Cartridges




Smoke emitter cartridges provide effective, low cost leak testing of heat exchangers, air ducts, tanks, and boilers. Visual air balancing of HVAC systems. Cartridges produce clean, non-toxic, oil-free smoke through chemical reaction. Use also for fire drills as well as the placement and testing of smoke alarms/detectors.

| STD PKG | U/M | BERCOR NUMBER | DESCRIPTION | PC-1 EACH |
|---|---|---|---|---|
| 10 | PKG | 82334 | 14145 SMOKE CARTRIDGES 10/PKG | |

## M-500 Megohmmeter



The M-500 was specifically designed as an inexpensive alternative to costly, taut band type megohmmeters. This battery operated instrument provides an accurate measurement range up to 1,000 megohms at 500 VDC to read insulation values.

Two test leads are furnished and stored within the durable shock resistant thermoplastic case. The M-500 comes complete with operating instructions, user manual, and a handsome, zippered vinyl carrying case.

| STD PKG | U/M | BERCOR NUMBER | DESCRIPTION | PC-1 EACH |
|---|---|---|---|---|
| 1 | EA | 82470 | M-500 MEGOHMMETER | |

## Magjumper Magnetic Jumper Test Leads

**20" Wire with 2 Magnetic Tips**



Magjumper is a magnetic jumper for low voltage troubleshooting. It features a 20" length with magnetic tips that won't pop off like alligator clips sometimes can. It stays flexible even in cold weather and is perfect for recessed terminals. Ideal for use on control boards, zone panels, thermostats, hydronics and automation controllers.

| STD PKG | U/M | BERCOR NUMBER | DESCRIPTION | PC-1 EACH |
|---|---|---|---|---|
| 1 | EA | 82245 | MAG-1 MAGJUMPER TERMINAL KIT | |

## Non-Contact Voltage Tester




- Detects 12-1000V AC
- Simultaneous visual and audible voltage indicators
- Bright flashlight illuminates work area
- IP67: Dustproof and waterproof

| STD PKG | U/M | BERCOR NUMBER | DESCRIPTION | PC-1 EACH |
|---|---|---|---|---|
| 1 | EA | 83699 | NCVT-3 NON-CONTACT VOLTAGE TESTER W/FLASHLIGHT | |

## GE TECMate PRO Service Tool

**ECM Motor Analyzer**



The new GE TECMate PRO Service Tool is the latest advance in ECM technology developed by and for GE Motors. The Tecmate allows the service technician to analyze a GE ECM motor independently of the HVAC system in which it is installed. The Tecmate can test all the basic settings of a GE ECM motor, and can detect and isolate motor failures from HVAC system failures.

| STD PKG | U/M | BERCOR NUMBER | DESCRIPTION | PC-1 EACH |
|---|---|---|---|---|
| 1 | EA | 83050 | 08500 GE TECMATE PRO SERVICE TOOL | |

# True RMS Clamp-on Multimeter

## Wireless Connection to Smartphone or Tablet



### Measures

- AC amps
- DC low amps
- AC/DC Voltage
- Frequency
- Duty cycle
- Resistance
- Capacitance
- Differential temperature
- Diodes

### Features

- Dual display
- Min/Max/Hold
- Worklight
- iOS and Android compatible
- 2-year limited warranty

| STD PKG | U/M | BERCOR NUMBER | DESCRIPTION | PC-1 EACH |
|---|---|---|---|---|
| 1 | EA | 82734 | DL429 TRUE RMS WIRELESS HVAC CLAMP METER W/DELTA T | |

# Clamp-on Digital Multimeters



DL389 with ATTPC2



DL379B

### Digital Multimeter Features

- Detachable clamp head
- 750V AC/1000V DC; 400A AC
- 2000µ A AC/DC
- 40M ohms Resistance/Continuity
- Frequency/Duty Cycle
- Worklight
- Magnetic mount
- Test lead storage and test lead holder on clamp
- CAT IV rated at 300 volts (DL379B Only)
- CAT III rated at 600 volts
- CAT II rated at 1000 volts
- Three-year limited warranty

### ATTPC2 Pipe Clamp Adapter

- Easily grips pipes for quick temperature measurements
- For use with any meter that has temperature sensor inputs
- Measures 1/4" to 1-1/2" pipe circumference
- Surface probe capability
- Temperature range -40 to 250° F
- One year limited warranty

### DL389 Combo G2 Phoenix PRO+ DL379B

- True RMS clamp
- ATTPC2 clamp adapter included
- 4000µ F Capacitance
- 40~752° F temperature (K-type)
- µA for flame safeguard
- Non-contact voltage
- Data hold
- Manual ranging

### DL379B

- CAT IV rated at 300 volts

| STD PKG | U/M | BERCOR NUMBER | DESCRIPTION | PC-1 EACH |
|---|---|---|---|---|
| 1 | EA | 82724 | DL389COMBO PHOENIX PRO+ TRMS CLAMP- ON DMM W/PIPE CLAMP ADAPTER | |
| 1 | EA | 82735 | DL379B DIGITAL CLAMP ON METER | |
| 1 | EA | 82715 | ATTPC2 CLAMP STYLE ADAPTER | |

# Multimeters



DM383 DM393

### DM383 Digital Multimeter

- For routine maintenance.
- Large (.91"), 3-1/2 digit LCD
- Surge voltage protected
- Auto polarity
- Data hold
- Overrange indicator
- Audible continuity buzzer
- Diode check function
- Five year limited warranty.

### DM393 Digital Multimeter

- All inputs, ranges and functions protected to 1000V CAT III.
- Capacitance measurement from 40.00nF to 100.0uF.
- 0.5% basic DC accuracy.
- Frequency measurement to 10MHz.
- Temperature measurement using K-type thermocouple (included).
- True RMS AC Volts and Amps.
- Autoranging.
- Five year limited warranty.

| STD PKG | U/M | BERCOR NUMBER | DESCRIPTION | PC-1 EACH |
|---|---|---|---|---|
| 1 | EA | 82590 | DM383(B) DIGITAL MULTIMETER | |
| 1 | EA | 82627 | DM393 TRUE RMS DIGITAL MULTIMETER | |

# Accessories

ATL301KIT Includes: Set of straight to right angle standard test leads, 2-fine point leads, pair of alligator clips, grabber clips, and carrying pouch.

**Test Lead Kit**

| STD PKG | U/M | BERCOR NUMBER | DESCRIPTION | PC-1 EACH |
|---|---|---|---|---|
| 1 | EA | 82709 | ATL301KIT TEST LEAD KIT | |

**Temperature Probes and Test Leads**

| For Use With | STD PKG | U/M | BERCOR NUMBER | DESCRIPTION | PC-1 EACH |
|---|---|---|---|---|---|
| DL379/389, DT301/302 | 1 | EA | 82716 | ATT29 4 FT FIBERGLASS STANDARD TEMPERATURE PROBE K-TYPE | |
| INF185, DT301/302 | 1 | EA | 82581 | ATT29A 4 FT STANDARD TEMPERATURE PROBE K-TYPE | |
| DCP9T, DL40/231/250, DM200/383/420/520, M110A | 5 | EA | 82587 | ATL55 RUBBER INSULATED TEST LEADS | |

# DAVM+ Digital Air Flow/Volume Meter



Measure Air Flow (FPM) and volume (CFM) in the palm of your hand. Compact and easy to use, the DAVM+ also measures temperature, humidity and light. Ideal for air balancing and other indoor air quality applications

- ° F and ° C selectable
- Multi-channel display
- Data hold feature
- Standard K-type thermocouple connector

| STD PKG | U/M | BERCOR NUMBER | DESCRIPTION | PC-1 EACH |
|---|---|---|---|---|
| 1 | EA | 83087 | DAVM+ DIGITAL AIR FLOW/VOLUME METER | |

# DAFM4 Digital In-Duct Mini Vane Anemometer



- Telescoping anemometer vane
- Measures: air velocity, temperature, RH%
- Calculates: air volume, wet bulb, dew point
- In-duct or grille surface measurements
- Up to 1 hour accumulative average
- 3-year limited warranty

| STD PKG | U/M | BERCOR NUMBER | DESCRIPTION | PC-1 EACH |
|---|---|---|---|---|
| 1 | EA | 82727 | DAFM4 SMALL VANE DIGITAL AIR FLOW METER | |

# Airflow Balancing Meters



ABM-100

### ABM-100 Smartphone Anemometer

**Features**

Connects to your smart device via the audio jack—is compatible with both iOS and Android devices. The ABM-100 easily and instantly converts air speed into air volume for you. It then records the data to a history log, which can be emailed for professional looking reports.

**Measures Arflow in:**

- Linear Feet Per Minute
- Cubic Feet Per Minute
- Cubic Meters Per Hour
- Linear Meters Per Second



ABM-200

### ABM-200 Airflow & Environmental Meter

**Features**

Wirelessly connects to iOS and Android Devices. The ABM-200 Airflow & Environmental Meter has all of the features of the extremely popular ABM-100 plus it is wireless and also has temperature, humidity, and pressure sensors.

**Accurately Measures and Records:**

- Temperature Differential
- Dry Bulb Temperature
- Wet Bulb Temperature
- Heat Index
- Relative Humidity
- Dew Point
- Barometric Pressure
- Air Density
- Indoor vs. Outdoor Conditions
- Wind Speed/Direction/Gusts



EXP-64

### EXP-64 Extension Pole

The EXP-64 is an extra-long reinforced 18–64" adjustable extension pole with rugged grip, and 1/4" 20 universal mount. For use with the ABM 200.

| STD PKG | U/M | BERCOR NUMBER | DESCRIPTION | PC-1 EACH |
|---|---|---|---|---|
| 1 | EA | 82891 | ABM-100 ANEMOMETER | |
| 1 | EA | 82892 | ABM-200 WIRELESS-SMARTPHONE ANEMOMETER | |
| 1 | EA | 82893 | EXP-64 EXTENSION POLE | |

# Meters and Gages



### 460 Air Velocity Meter
High range 1000-4000 F.P.M., low range 260-1200 F.P.M.

### A303 Static Pressure
Inches W.C. (plus or minus readings): high range .05-1.0"; low range .005-.09.

### 1227 Dual Range Manometers
These flex-tubes, U-inclined mannometers include carrying plugs, 4-1/2' length Tygon tubing, non-kink connectors, 1/8" pipe thread to rubber tubing adapter, gage fluid, two magnetic mounting clips, brass terminal tube and vinyl carrying case.
**Range Vertical:** 0-16" w.c., with 1" Major DIV, .2 Minor DIV.
**Range Inclined:** -.20 to 0 to 2.6" w.c., .02 Minor DIV.

| STD PKG | U/M | BERCOR NUMBER | DESCRIPTION | PC-1 EACH |
|---|---|---|---|---|
| 1 | EA | 82526 | 460 AIR METER | |
| 1 | EA | 82522 | 1227 DUAL RANGE MANOMETER | |
| 1 | EA | 82528 | A101 3/4 OZ RED GAGE OIL | |
| 1 | EA | 82524 | A303 PORT STATIC PRES TIP | |

# 1212 Gas Pressure Kit



A complete kit for checking gas pressures in virtually all gas appliances such as water heaters, furnaces, stoves, and dryers.

**Kit Includes:**
1 - #1211-16 slack tube manometer, reads pressure to 16" water.
1 - Fluorescein green color concentrate with wetting agent, 3/4 oz. bottle.
2 - 1/8" pipe thread rubber tubing adapters.
1 - 1/8" to 1/4" pipe thread bushing.
1 - 3/16" rubber tubing, 3 ft. long.
1 - Rubber tubing adapter to fit standard 7/16" dia. spud.
1 - Plastic carrying case, 8-1/2" x 7" x 3-1/8"

| STD PKG | U/M | BERCOR NUMBER | DESCRIPTION | PC-1 EACH |
|---|---|---|---|---|
| 1 | EA | 82527 | 1212 GAS PRESS KIT | |

# Manometer



- Air density compensation
- Temperature compensation
- Backlit display
- Protective cap for safe storage
- Accuracy: ±0.01" H2O (0 to 0.12' H2O / ±0.02" H2O (0.13 to 0.4 H2O)
- Switchable units: hPa, mbar, Pa mmH2O, mmHg, inH2O, inHg, psi, m/s, fpm

| STD PKG | U/M | BERCOR NUMBER | DESCRIPTION | PC-1 EACH |
|---|---|---|---|---|
| 1 | EA | 83263 | TESTO 510 DIGITAL MANOMETER | |

# Gas Pressure Test Kits and Test Gauges



### Gas Pressure Test Kits

These diaphragm gauge scales come complete with case, hose, and hook-up fitting.

- **Model 29435:** Scales 0–20 oz./sq. in.; 0–35" w.c. For natural and LP gases.
- **Model 29436:** Scales 0–6 oz./sq. in.; 0–15" w.c. For natural gas only.



### Gas Pressure Test Gauges

Test newly installed systems for pressure leaks. Easy-to-read 3-1/2" test gauges. 0–30 lb. psi.

- **Model GTBG-12:** 3/4" bell end. Fits 3/4" pipe.
- **Model GTBG-16:** 1" bell end. Fits 1" pipe.

| STD PKG | U/M | BERCOR NUMBER | DESCRIPTION | PC-1 EACH |
|---|---|---|---|---|
| 1 | EA | 83256 | 29435 NATURAL AND LP GAS PRESSURE TEST KIT W/HOSE | |
| 1 | EA | 83257 | 29436 NATURAL GAS PRESSURE TEST KIT W/HOSE | |
| 1 | EA | 83255 | GTBG-12 0-30LB 3/4 IN GAS TEST GAUGE | |
| 1 | EA | 83254 | GTBG-16 0-30 LB 1 IN GAS TEST GAUGE | |

# Surface Mount Thermometers



6142-20



DM120

| STD PKG | U/M | BERCOR NUMBER | DESCRIPTION | PC-1 EACH |
|---|---|---|---|---|
| 1 | EA | 81156 | 6142-20-3 -40/60F 2IN DIAL FRONT FLANGE PANEL THERMOMETER | |
| 1 | EA | 81165 | DM120-0-3 -40/120 2IN FRONT FLANGE DIGITAL PANEL THERMOMETER | |
| 1 | EA | 81166 | DM120S-0-3 -40/120F 2IN BACK FLANGE DIGITAL PANEL THERMOMETER | |

# Temperature and Humidity Instruments



4005I



SH66A



SRH77A

| STD PKG | U/M | BERCOR NUMBER | DESCRIPTION | PC-1 EACH |
|---|---|---|---|---|
| 1 | EA | 81170 | 1075 -40/300F GENERAL PURPOSE THERMISTOR PUNCTURE PROBE 3.5" | |
| 1 | EA | 81171 | 2010 -100/200F 0.5 IN AIR/SURFACE THERMISTOR PROBE | |
| 1 | EA | 81173 | 4011 PIPE STRAP THERMISTOR PROBE WITH STRAP | |
| 1 | EA | 81186 | 4005I -40/300 CORDLESS PIPE CLAMP THERMISTOR INSTRUMENT | |
| 1 | EA | 81168 | SH66A-E -40/300F INDUSTRIAL 3 ZONE THERMISTOR TEMPERATURE | |
| 1 | EA | 81169 | SRH77A-E -40/300F TEMPERATURE HUMIDITY WET BULB INSTRUMENT | |

## Cooper ATKINS Pocket Test Thermometers



DFP450W

| STD PKG | U/M | BERCOR NUMBER | DESCRIPTION | PC-1 EACH |
|---|---|---|---|---|
| 12 | EA | 81184 | CT180-51-6 -40/180 F BIMETAL POCKET TEST THERMOMETER (NEON) | |
| 1 | EA | 81183 | DFP450W-0-8 DIGITAL POCKET TEST WATERPROOF THERMOMETER | |

## Cooper ATKINS Thermometers



25HP



335



1246

### Refrigerator/Freezer Thermometers

| STD PKG | U/M | BERCOR NUMBER | DESCRIPTION | PC-1 EACH |
|---|---|---|---|---|
| 1 | EA | 81151 | 25HP-01-1 -20/80 DEG REFRIGERATION /FREEZER THERMOMETER | |
| 1 | EA | 81152 | 335-01-1 -40/80 DEG REFRIGERATION FREEZER GLASS TUBE THERMOMETER | |

### Pocket Thermometers—1" Diameter Head; 5" Stem

| | | | | |
|---|---|---|---|---|
| 1 | EA | 81162 | 1246-01-1 -40/180 F 1 IN DIAL BI- METAL POCKET TEST THERMOMETER | |
| 1 | EA | 81163 | 1246-02-1 0/220F 1 IN DIAL BI- METAL POCKET TEST THERMOMETER | |

## PSG Kwik-Therm Digital Thermometer

### With Swivel Head



- Stem: 5" stainless steel
- Display: LCD in 0.1° F increments
- Range: -50° to 300° F

| STD PKG | U/M | BERCOR NUMBER | DESCRIPTION | PC-1 EACH |
|---|---|---|---|---|
| 1 | EA | 83153 | PAD-300 -50/300F DIGITAL POCKET THERM | |
| 1 | EA | 83149 | BAT-393 REPL BAT FOR PAD-300 DIGITAL POCKET THERM | |

# DTH35 Digital Pocket Psychrometer

## Designed for In-Duct Measurement



- Measures temperature and relative humidity
- Calculates wet bulb, dew point, and enthalpy
- Probe cover works as an extension for hard to reach areas
- 1 Year Limited Warranty
- Magnetic Mount
- Large digit backlit display
- Min/Max
- Data hold

| STD PKG | U/M | BERCOR NUMBER | DESCRIPTION | PC-1 EACH |
|---|---|---|---|---|
| 1 | EA | 82729 | DTH35 DIGITAL PSYCHROMETER | |

# EM151 and EM201SPKIT Manometer

## Digital Alternative to U-Tube Pressure Measurement



EM151



EM201SPKIT

### EM151 Electronic Manometer

- Single input to measure positive and negative pressure to 20 inch wg.
- Simple two-button operation
- 32 to 104° F
- 10 to 90% RH
- Three year limited warranty

### EM201SPKIT Static Pressure Kit

- Three Scale: InWG, mBar and PSI
- 32 to 104° F
- 10 to 90% RH
- Min/Max
- Three year limited warranty

| STD PKG | U/M | BERCOR NUMBER | DESCRIPTION | PC-1 EACH |
|---|---|---|---|---|
| 1 | EA | 82712 | EM151 ELECTRONIC MANOMETER | |
| 1 | EA | 82723 | EM201SPKIT STATIC PRESSURE KIT | |

# DT221 and DTK2 Digital Temperature Testers



DT221



DTK2

### DT221 Digital Temperature Tester

- Single thermocouple input
- Temperature range: -328° to 2498° F (k-type)
- MIN, MAX, AVG and Hold
- Relative mode
- Hi/Lo Alarm (T1 Only)
- Accepts J, K type thermocouples
- 3 Year limited warranty

### DTK2 Differential Thermometer

- Temperature range: -328° to 2498° F
- Dual input with differential (T1 - T2)
- Min/Max capture (T1 and T2)
- Auto power off with disable feature (15 minutes)
- Large LCD screen
- °C / °F select function
- Magnetic mount

| STD PKG | U/M | BERCOR NUMBER | DESCRIPTION | PC-1 EACH |
|---|---|---|---|---|
| 1 | EA | 82717 | DT221 SINGLE INPUT DIGITAL TEMPERATURE LOGGER | |
| 1 | EA | 82726 | DTK2 DUAL INPUT DIFFERENTIAL THERMOMETER | |

# Thermometers

## Digital and Infrared



550B



INF165



INF195



PDT550



PDT650

### 550B Digital Pocket Thermometer

- Protective boot with magnet for easy use
- Water resistant
- -58 to 572° F
- MIN/MAX record
- Data hold
- Three year limited waranty

### INF165 Infrared Thermometer

- -36.4 ~ 689° F (-38 ~ 365° C)
- 12:1 distance to spot ratio
- Max value capture
- Three year limited warranty

### INF195 Infrared Thermometer

- -76 ~ 1022° F (-60 ~ 550° C)
- 12:1 distance to spot ratio
- MIN/MAX/Differential average
- Hi/low alarm (user adjustable)
- Three year limited warranty

### PDT550 Digital Pocket Thermometer

- -58 to 571° F
- Built-in magnetic mount
- MIN/MAX record
- Data hold
- Dual purpose probe cover serves as thermometer extension
- Three year limited warranty

### PDT650 Digital Folding Pocket Thermometer

- Fold-out stainless steel temperature probe
- -58 to 572° F (-50 to 300° F)
- Built-in magnetic mount
- MIN/MAX record
- Auto power off
- Large, easy-to-read display
- Three year limited warranty

| STD PKG | U/M | BERCOR NUMBER | DESCRIPTION | PC-1 EACH |
|---|---|---|---|---|
| 5 | EA | 82702 | 550B DIGITAL POCKET THERMOMETER | |
| 1 | EA | 82557 | INF165 SCOUT 1 INFRARED THERMOMETER | |
| 1 | EA | 82551 | INF195 SCOUT II INFRARED THERMOMETER | |
| 5 | EA | 82568 | PDT550 F/C DIGITAL POCKET THERMOMETER | |
| 5 | EA | 82725 | PDT650 FOLDING POCKET THERMOMETER | |

## 2268-20 12:1 Infared Temp-Gun™



- Surface temperature measurement from -22 to 1022° F
- 12:1 distance to spot ratio. Measures a one foot spot from 12 feet away.
- User configurable High/Low temperature alert.
- Rugged over-molding increases durability and user grip
- Modes: Hold, Max, Min, Diff
- 0.95 fixed emissivity
- 9V battery (included)

| STD PKG | U/M | BERCOR NUMBER | DESCRIPTION | PC-1 EACH |
|---|---|---|---|---|
| 1 | EA | 81033 | 2268-20 12:1 INFRARED TEMP GUN | |

## Honeywell GS250 Thermometer with Thermowell



**Sweat Well**

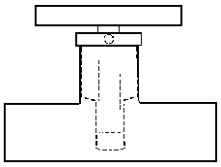

**Thermometer Installed with Well**

- Steel case and
- Brass well
- 1/2 sweat x 2 inches long
- 32° F to 250° F temperature range
- Brass thermowell is included to allow the thermometer to be removed without draining the system.




**GS250**

| STD PKG | U/M | BERCOR NUMBER | DESCRIPTION | PC-1 EACH |
|---|---|---|---|---|
| 1 | EA | 81330 | GS250/U 2-1/2" THERMOMETER W/WELL | |

# Thermometers


25SD


5VBM-4


9VU-35


DVU-35/DVD-9


E35


HW5A2


HW5S2

### 25SD Solar Thermometer
- 40-0-160° F or 40-0-70°C
- 3/8" LCD
- Light Rating: 30 Lux to 50,000 Lux
- Sensor Length: to 40 ft.
- NSF accuracy for food zone applications

### 5VBM Silicon Filled Bimetal Thermomoters
- For applications involving severe vibration Silicon filling dampens and lubricates the internal parts which reduces pointer flutter and prolongs instrument life
- Rapid temperature response
- 4" Stem length including thread.
- 1/2"NPT.

### 9VU 9" Scale Vari-Angle Thermometers
- Industrial glass.
- For chilled and hot water installations with 3-1/2" stem.

### DVU-35/DVD-9 Digital Vari-Angle Thermometers
- For hydronic applications.
- Self powered.
- With-in 1% accuracy.
- Bi-metal stem assembly.

### E35 Thermowell
- For use with industrial type thermometers
- 3-1/2" socket.
- 3/4" NPT.
- HW Thermometers
- For small pipeline applications for chilled and hot water installations.
- Suited to limited space requirement.
- 5-1/2" scale.
- 1/2" NPT
- 40 to 260° F.

| STD PKG | U/M | BERCOR NUMBER | DESCRIPTION | PC-1 EACH |
|---|---|---|---|---|
| 1 | EA | 81343 | 25SD-160 1"X4" HORIZ SOLAR THERMOMETER | |
| 1 | EA | 81329 | 5VBM-4 4IN STEM 1/2IN NPT 0-250F W/RECALIBRATOR | |
| 1 | EA | 81334 | 9VU35-160 VARI-ANGLE 0/160 F INDUSTRIAL GLASS THERMOMETER | |
| 1 | EA | 81333 | 9VU35-240 VARI-ANGLE 30/240 F INDUSTRIAL GLASS THERMOMETER | |
| 1 | EA | 81344 | DVD-9 9" STEM DIGITAL VARI-ANGLE THERM | |
| 1 | EA | 81328 | DVU-35 3-1/2IN IND STEM DIGITAL VARI-ANGLE THERM | |
| 1 | EA | 81335 | E35 3-1/2IN THERMOWELL | |
| 1 | EA | 81337 | HW5A2 6IN ANGLE HOT WATER 40-260F THERMOMETER | |
| 1 | EA | 81336 | HW5S2 6IN STRAIGHT HOT WATER 40-260F THERMOMETER | |

# Vacuum Gauge




This 2" dial gauge with a 1/4" NPT bottom stem connection provides economical indication of vacuum from 30 to 0 inches of mercury. Typically installed on vacuum pumps, vacuum return lines, and vacuum-operated processing equipment.
- Accuracy: ANSI Grade B 2%
- Range: 30-0" Hg. Vacuum
- Ambient Temperature Range: Should not exceed -40° to 160° F. (-40° to 71°C.)

| STD PKG | U/M | BERCOR NUMBER | DESCRIPTION | PC-1 EACH |
|---|---|---|---|---|
| 1 | EA | 81305 | TL25-VAC 30-0 HG VAC GAUGE | |

## General Purpose Equipment Gauges




Furnished in 1/4" NPT. Bottom connected steel cases the 2-1/2" dial. Gauges measure water, air, oil, gas, steam, or any other medium not corrosive to brass and phosphor bronze.

| STD PKG | U/M | BERCOR NUMBER | DESCRIPTION | PC-1 EACH |
|---|---|---|---|---|
| 1 | EA | 81306 | TL25-030 0-30 PSI GAUGE | |
| 1 | EA | 81307 | TL25-060 0-60 PSI GAUGE | |
| 1 | EA | 81308 | TL25-100 0-100 PSI GAUGE | |
| 1 | EA | 81309 | TL25-160 0-160 PSI GAUGE | |
| 1 | EA | 81310 | TL25-200 0-200 PSI GAUGE | |
| 1 | EA | 81311 | TL25-300 0-300 PSI GAUGE | |

## HVAC and Utility Pressure Gauges

### Produced Especially for Large Volume Users in the HVACR Field



- Corrosion resistant stainless steel case and ring.
- Balanced adjustable black pointer.
- Soft soldered phosphor bronze tube with brass socket. Suitable for steam, water, air, oil, gas, or any medium not corrosive to copper alloys.
- Phosphor bronze movement is recommended for average general use.
- Easy to read dial; white background with bold black numerals and graduations.
- 1/4" NPT bottom connection only.
- 1% accuracy.

| STD PKG | U/M | BERCOR NUMBER | DESCRIPTION | PC-1 EACH |
|---|---|---|---|---|
| 1 | EA | 81312 | 4CTS-030 0-30 PSI GAUGE | |
| 1 | EA | 81313 | 4CTS-060 0-60 PSI GAUGE | |
| 1 | EA | 81314 | 4CTS-100 0-100 PSI GAUGE | |

## Compound Gauges




For those installations requiring indication of either a pressure or a vacuum. (eg., When the atmosphere within a closed vessel is evacuated and then replaced with another gas and kept under pressure.)

- 2-1/2" dial. 1/4 NPT lower stem connection.
- Accuracy: ANSI Grade B (2%).

| STD PKG | U/M | BERCOR NUMBER | DESCRIPTION | PC-1 EACH |
|---|---|---|---|---|
| 1 | EA | 81315 | TL25-30-0-60 30-0-60 PSI GAUGE | |
| 1 | EA | 81316 | TL25-30-0-150 30-0-150 PSI GAUGE | |

## Low Pressure Diaphragm Gauges



Utilizes highly effective diaphragm sensing element to give accurate indication in low pressure or vacuum applications.

- 2-1/2" Dial. 1/4 NPT lower stem connection
- Accuracy: ANSI Grade A (1%)

| STD PKG | U/M | BERCOR NUMBER | DESCRIPTION | PC-1 EACH |
|---|---|---|---|---|
| 1 | EA | 81317 | DG25 0-5 PSI DIAPHRAGM GAUGE | |
| 1 | EA | 81318 | DG25 35 IN @ 20 OZ/IN DIAPHRAGM GAUGE | |

## Pressure Gauges



- 2-1/2" glycerine filled gauge
- Bronze bottom connection
- Stainless steel case
- Thread on stem 1/4" NPT

| STD PKG | U/M | BERCOR NUMBER | DESCRIPTION | PC-1 EACH |
|---|---|---|---|---|
| 1 | EA | 81319 | LF25S1 1/4 LOWER 0-60 GAUGE | |
| 1 | EA | 81320 | LF25S1 1/4 LOWER 0-100 PSI GAUGE | |
| 1 | EA | 81321 | LF25S1 1/4 LOWER 0-300 PSI GAUGE | |

## Tridicators



Utilized on domestic boilers to indicate the operating conditions existing within hot water heating systems. Tridicator gauges indicate pressure, temperature, and system head in feet of water and features a movable pointer that can be set to mark the desired pressure and altitude of the installation.

| PSI Range | Temp. Range Degrees F | Case Size | NPT | STD PKG | U/M | BERCOR NUMBER | DESCRIPTION | PC-1 EACH |
|---|---|---|---|---|---|---|---|---|
| 0-55 | 70-250 | 3-1/2 | 1/4 | 1 | EA | 81324 | CTP25RX 2IN BACK CONN 1/4 NPT EXT BOILER GAUGE | |
| 0-55 | 70-250 | 2-1/2 | 1/4 | 1 | EA | 81327 | CTP25R 2IN BACK CONN 1/4 NPT BOILER GAUGE | |

## Tri-O-Meters



CTP40L



CTP40RSX

The Tri-O-Meter is designed for use on all types of hot water heating systems. The H Series indicates water pressure, water temperature, and offers kPa reading. The C Series indicates water pressure, water temperature, and system head in feet of water.

The Tri-O-Meter is a 3-1/2" square dial with 1/2" NPT in lower or rear connection. Bold markings and colors on a white dial ensure easy readability. The case is black epoxy coated steel with glass window.

| PSI Range | Temp. Range Degrees F | Case Size | NPT | STD PKG | U/M | BERCOR NUMBER | DESCRIPTION | PC-1 EACH |
|---|---|---|---|---|---|---|---|---|
| 0-200 | 80-320 | 4 | 1/2 | 1 | EA | 81338 | HTP40L LOWER CONN 1/2 NPT BOILER GAUGE | |
| 0-75 | 60-260 | 4 | 1/2 | 1 | EA | 81339 | CTP40L LOWER CONN 1/2 NPT BOILER GAUGE | |
| 0-75 | 60-260 | 4 | 1/2 | 1 | EA | 81340 | CTP40RSX BACK CONN 1/2 NPT BOILER GAUGE | |
| 0-200 | 80-320 | 4 | 1/2 | 1 | EA | 81341 | HTP40RSX BACK CONN 1/2 NPT BOILER GAUGE | |

# M12 ProPEX Expansion Tool Kit

## Cordless, Lithium-Ion



### 2432-22 Expansion Tool Kit

- Built-in auto rotate mechanism for effortless, one- handed use
- Quick cam mechanism for fast, continuous expansion for 3/8" to 1" ProPEX connections
- Compact, right angle design for installing tubing in tight locations
- 5-Year warranty
- All-metal gears and integrated metal frame for maximum jobsite durability
- Paddle trigger for easy reach in confined spaces
- On board fuel gauge
- LED light
- Built specifically for Uponor ProPEX
- Speed: 650 RPM



### Expansion Heads

- Fit most Uponor tools
- Auto-rotate compatibility
- Chrome plated for corrosion resistance
- Color coded rings for easy size recognition

### Expansion Tool Kit

| STD PKG | U/M | BERCOR NUMBER | DESCRIPTION | PC-1 EACH |
|---|---|---|---|---|
| 1 | EA | 81120 | 2432-22 M12 PROPEX EXPANSION TOOL KIT | |

### Accessories

| | | | | |
|---|---|---|---|---|
| 1 | EA | 81121 | 49-16-2403 M12 3/8IN PROPEX EXPANSION HEAD | |
| 1 | EA | 81123 | 49-16-2405 M12 5/8IN PROPEX EXPANSION HEAD | |
| 1 | EA | 81125 | 49-16-2408 M12 1IN PROPEX EXPANSION HEAD | |

# M12 Copper Tubing Cutter



- 12V lithium-ion battery
- Close quarter rotating cutting head
- Automatic adjustment from 3/8" to 1" tubing
- On board fuel gauge
- 200+ cuts per charge
- Water resistant sealed head and unibody construction
- 5 year warranty
- Speed: 500 RPM
- LED light

### Kit Includes:

- Red Lithium battery
- Lithium-ion battery charger
- Carrying case

| STD PKG | U/M | BERCOR NUMBER | DESCRIPTION | PC-1 EACH |
|---|---|---|---|---|
| 1 | EA | 80738 | 2471-21 M12 TUBING CUTTER KIT | |
| 2 | PKG | 81074 | 48-38-0010 COPPER CUTTER WHEEL 2/PACK | |

# Ratchet Tube Cutter



| STD PKG | U/M | BERCOR NUMBER | DESCRIPTION | PC-1 EACH |
|---|---|---|---|---|
| 4 | EA | 82069 | RTC623 MED RATCHET TUBE CUTTER | |

# Deburring Tool




| STD PKG | U/M | BERCOR NUMBER | DESCRIPTION | PC-1 EACH |
|---|---|---|---|---|
| 10 | EA | 80729 | 78932 HEAVY DUTY DEBURRING TOOL | |

# Tube Cutters


70020


70027, 70029


70105

| STD PKG | U/M | BERCOR NUMBER | DESCRIPTION | PC-1 EACH |
|---|---|---|---|---|
| 1 | EA | 83110 | RT70015 1/8IN-1 1/8IN OD MINI MAX TUBE CUTTER | |
| 1 | EA | 83101 | RT70020 1/8IN-1 1/8IN OD ROTRAC 28 PLUS TUBE CUTTER | |
| 1 | EA | 83103 | RT70027 1/4IN-1 3/8IN OD 35 PRO TUBE CUTTER | |
| 1 | EA | 83118 | RT70029 1/4IN-1 5/8IN OD 42 PRO TUBE CUTTER | |
| 1 | EA | 83116 | RT70030 1/8IN-2 5/8IN OD RATCHET TUBE CUTTER | |
| 1 | EA | 83113 | RT70105 1/8IN-7/8IN OD MINICUT 2000 TUBE CUTTER | |

## Replacement Cutter Wheels

| | | | | |
|---|---|---|---|---|
| 1 | PKG | 83120 | RT70007B ROTRAC PLUS REPLACEMENT CUTTER WHEEL 2/PK | |
| 1 | EA | 83202 | RT70017B REPLACEMENT CUTTER WHEEL 2/PK | |

# Deburring Tool

Heavy duty universal internal/external deburring tool for copper and plastic pipes 1/8" to 1.3/8" OD



| STD PKG | U/M | BERCOR NUMBER | DESCRIPTION | PC-1 EACH |
|---|---|---|---|---|
| 1 | EA | 83104 | RT11006 1/8IN - 1 5/8IN OD INTERNAL/EXTERNAL REAMER | |

# Flaring Tools



| STD PKG | U/M | BERCOR NUMBER | DESCRIPTION | PC-1 EACH |
|---|---|---|---|---|
| 1 | EA | 82050 | 945-TH FLARE BURNISHING TOOL | |

# Flaring Tools


60210


60278

### 60210 45° Flaring Tool

- Hardened steel flaring bar to resist tube slippage
- Forged steel yoke that slips over bar and locks with a turn
- Precision threaded feed screw and long handle to insure smooth and easy operation

### 60278 Deluxe 45° Flaring Tool

- A full range 1/8" to 3/4" O.D. flaring tool for soft copper

| STD PKG | U/M | BERCOR NUMBER | DESCRIPTION | PC-1 EACH |
|---|---|---|---|---|
| 1 | EA | 82859 | 60210 45 DEG FLARING TOOL | |
| 1 | EA | 82756 | 60278 1/8" TO 3/4" OD DELUXE 45 DEG FLARING TOOL | |

# Flare/Swage Tool

Heavy-duty, wide-range, 45°, bar type flaring and swaging tool.



| STD PKG | U/M | BERCOR NUMBER | DESCRIPTION | PC-1 EACH |
|---|---|---|---|---|
| 1 | EA | 83251 | T20275 FLARE/SWAGE TOOL | |

# Swaging Punch



| STD PKG | U/M | BERCOR NUMBER | DESCRIPTION | PC-1 EACH |
|---|---|---|---|---|
| 1 | EA | 83259 | T21004 1/4 IN OD TUBE SWAGING TOOL | |
| 1 | EA | 83266 | T21003 3/16 IN OD TUBE SWAGING TOOL | |
| 1 | EA | 83267 | T21006 3/8 IN OD TUBE SWAGING TOOL | |
| 1 | EA | 83268 | T21008 1/2 IN OD TUBE SWAGING TOOL | |
| 1 | EA | 83269 | T21010 5/8 IN OD TUBE SWAGING TOOL | |
| 1 | EA | 83270 | T21012 3/4 IN OD TUBE SWAGING TOOL | |
| 1 | EA | 83271 | T21014 7/8 IN OD TUBE SWAGING TOOL | |
| 1 | EA | 83273 | T21005 5/16 IN OD TUBE SWAGING TOOL | |

# Tube Benders

## Lever Type



RT23022



RT25136, RT25142, RT25913



RT25151

**RT23022 Maxi Tube Bender Set**
For restricted spaces. Includes tool, bending support and formers, plus steel case. For use on copper and soft aluminum 3/8", 1/2", 5/8", 3/4", and 7/8" OD.

**RT25136 and RT25142 Standard Tube Bender**
For exact bending radius up to 180°. For soft copper, aluminum, and precision steel. Clamp mechanism holds tube and enables bending of short tube pieces.

**RT25913 Tube Bender Pro**
Cast iron body, self-adjusting shoe, bending radius up to 180° and clamp mechanism that enables bending of short tube pices. For 1/2" and 3/4" semi-hard and hard copper pipes.

**RT25151 Minibend Tube Bender**
**For exact, two-handed bending up to 180° for tubes made out** of soft copper, brass, aluminum, and precision steel. 1/4", 5/16", and 3/8" OD.

| STD PKG | U/M | BERCOR NUMBER | DESCRIPTION | PC-1 EACH |
|---|---|---|---|---|
| 1 | EA | 83253 | RT23022 MAXI TUBE BENDER SET | |
| 1 | EA | 83274 | RT25913 1/2 IN TUBE BENDER | |
| 1 | EA | 83279 | RT25136 5/8 IN TUBE BENDER | |
| 1 | EA | 83280 | RT25142 3/4 IN TUBE BENDER | |
| 1 | EA | 83281 | RT25151 1/4IN-5/16IN-3/8IN MINIBEND TUBE BENDER | |

# Spring Type Benders



| STD PKG | U/M | BERCOR NUMBER | DESCRIPTION | PC-1 EACH |
|---|---|---|---|---|
| 1 | EA | 93841 | BS-6 3/8 SPRING BENDER | |
| 1 | EA | 93843 | BS-8 1/2 SPRING BENDER | |
| 1 | EA | 93844 | BS-10 5/8 SPRING BENDER | |
| 1 | EA | 93845 | BS-12 3/4 SPRING BENDER | |

# Tube Cleaning Brush



| STD PKG | U/M | BERCOR NUMBER | DESCRIPTION | PC-1 EACH |
|---|---|---|---|---|
| 1 | EA | 82273 | B-925 3/8 OD BRUSH | |
| 1 | EA | 82274 | B-926 1/2 OD BRUSH | |
| 1 | EA | 82275 | B-927 5/8 OD BRUSH | |
| 1 | EA | 82276 | B-928 3/4 OD BRUSH | |
| 1 | EA | 82277 | B-929 7/8 OD BRUSH | |
| 1 | EA | 82278 | B-930 1 OD BRUSH | |
| 1 | EA | 82279 | B-931 1 1/8 OD BRUSH | |

# TurboTorch® Air Acetylene Kits




### X-3B Kit
Will bronze braze light to medium gauge steel. Ideally suited for person requiring flexibility in work. Kit includes: AR-B regulator, AH-12 hose, G-4 quick disconnect handle, A-3 tip, and A-11 tip. Soft solders to 3". Silver solders to 1-5/8".

### X-4B Kit
Higher capacity kit brazes medium/heavy gauge steel. Kit includes AR-B (CGA 520) regulator, G-4 handle, AH-12 hose, A-5 tip, A-14 tip, "B" tank connection, and instruction manual. Soft solders to 3-1/2" and silver brazes to 2"

### X-6MC Kit



Will bronze braze light to medium gauge steel. Ideally suited for work requiring flexibility using a "MC" tank. Kit includes AR-MC regulator, AH-12 hose, G-4 handle with valve and quick disconnect, A-3 tip and A-8 tip. Soft solders to 2". Silver solders to 1".

### PL-8ADLX-B Kit with Rear Valve Handle
Kits now include gauge guard and cylinder wrench. Kit includes: AR-B regulator, G-4 quick disconnect handle, PL-8A tip, AH-12 hose, "B" tank connections, and instruction manual. Soft solders to 2". Silver solders to 1".

| STD PKG | U/M | BERCOR NUMBER | DESCRIPTION | PC-1 EACH |
|---|---|---|---|---|
| 1 | EA | 82780 | X-3B KIT B TANK | — |
| 1 | EA | 82377 | X-4B AIR/ACET TORCH KIT | — |
| 1 | EA | 82781 | X-6MC KIT MC TANK | — |
| 1 | EA | 82773 | PL-8ADLX-B KIT "B" TANK CONNECTION | — |

# TurboTorch® Rolling Air Acetylene Kit



### Kit Includes
- Durable tote case
- PL-8A and A-3 tips
- G4 torch handle
- AR-B regulator
- AH-12 hose

| STD PKG | U/M | BERCOR NUMBER | DESCRIPTION | PC-1 EACH |
|---|---|---|---|---|
| 1 | EA | 82761 | TDLX2010B B TANK ROLLING TOTE KIT | — |

# TurboTorch® Air Acetylene Tips



### A-3 Tip
Size of Flame: 1/4". For soft soldering 1/4" to 1", silver soldering 1/8" to 1/2". Uses 3.4 cubic feet of fuel/hour.

### A-5 Tip
Size of Flame: 5/16". For soft soldering 3/4" to 1-1/2", silver soldering 1/4" to 3/4". Uses 5.8 cubic feet of fuel/hour.

### A-8 Tip
Size of Flame: 3/8". For soft soldering 1" to 2", silver soldering 1/2" to 1". Uses 9.2 cubic feet of fuel/hour.

### A-11 Tip
Size of Flame: 7/16". For soft soldering 1-1/2" to 3", silver soldering 7/8" to 1-5/8". Uses 11.0 cubic feet of fuel/hour.

### A-14 Tip
Size of Flame: 1/2". For soft soldering 2" to 3-1/2", silver soldering 1" to 2". Uses 16.0 cubic feet of fuel/hour.

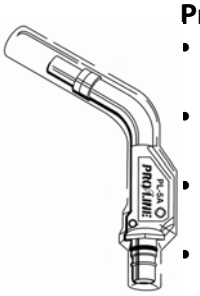

### Pro-Line Tips
- Lights with push of button, no need for spark lighter.
- Tip swivels 360° for ease of positioning.
- Operates on Acetylene gas with no modifications.
- Patented swirl combustion resists flame blowout and delivers hottest, most efficient flame. Cuts brazing time by 30%.

### A Tips

| STD PKG | U/M | BERCOR NUMBER | DESCRIPTION | PC-1 EACH |
|---|---|---|---|---|
| 1 | EA | 82782 | A-3 1/4 IN TIP | — |
| 1 | EA | 82783 | A-5 5/16 IN TIP | — |
| 1 | EA | 82784 | A-8 3/8 IN TIP | — |
| 1 | EA | 82785 | A-11 7/16 IN TIP | — |
| 1 | EA | 82786 | A-14 1/2 IN TIP | — |

### Pro-Line Tips

| | | | | |
|---|---|---|---|---|
| 1 | EA | 82822 | PL-5A ACETYLENE TIP | — |
| 1 | EA | 82823 | PL-8A ACETYLENE TIP | — |
| 1 | EA | 82824 | PL-12A ACETYLENE TIP | — |

# TurboTorch® Air Acetylene Accessories


G-4


AR-B

### AR-B Pressure Regulator
- Locked at 14 p.s.i. contents gauge
- Fits B tank and 3/8"-24 L.H. hose nut

### AR-MC Pressure Regulator
- Locked at 14 p.s.i., contents gauge
- Fits MC tank and 3/8" -24 L.H. hose nut

### G-4 Handle
- Has valve and quick disconnect
- Fits A-2 through A-32 acetylene tips

### AH-12 Acetylene Hose
- 12 ft. (3.6m) hose
- 3/16" I.D. with 3/8" 24-thread LH nuts
- Fits PLF-A handle, AR-B (CGA-520) and AR-MC (CGA-200) regulators

### Regulators

| STD PKG | U/M | BERCOR NUMBER | DESCRIPTION | PC-1 EACH |
|---|---|---|---|---|
| 1 | EA | 82787 | AR-B B PRESS REG | |
| 1 | EA | 82788 | AR-MC MC PRESS REG | |
| 1 | EA | 82817 | AG-1 FUEL GAUGE F/PRESS REGS | |

### Handles and Adaptors

| | | | | |
|---|---|---|---|---|
| 1 | EA | 82422 | B-MC MC TANK TO B REGULATOR ADAPTOR | |
| 1 | EA | 82424 | BTMCR B TANK TO MC REGULATOR ADAPTOR | |
| 1 | EA | 82790 | G-4 HANDLE | |

### Hose

| | | | | |
|---|---|---|---|---|
| 1 | EA | 82355 | AH-12 12 FT ACETYLENE HOSE | |

# TurboTorch® Oxygen Acetylene Cutting and Brazing Kit



### TTV-100-CP Kit Includes
- 101-01FP handle "B"to "A" adapter
- 151-01FP cutting attachment
- 0-W-1, 2-W-1 welding nozzles
- 1-3-101 cutting tip
- 221-05FP oxygen regulator
- 201-05FP fuel regulator
- 252-03P 12-1/2 ft. dual "A" 3/16" hose
- Glasses
- Striker
- 0386-1241 tote case
- VMA-1-15 heating tip

| STD PKG | U/M | BERCOR NUMBER | DESCRIPTION | PC-1 EACH |
|---|---|---|---|---|
| 1 | EA | 82763 | TTV-100-CP ACETYLENE KIT W/O TANK | |

# TurboTorch® Oxygen Acetylene Welding, Cutting, and Brazing Kits



CST-150

### CST-150 Complete Oxy-Fuel Kit Includes
- SKR-540R oxygen regulator
- SKR-200R fuel regulator
- 252-03P 3/16" x 12.5 ft. dual "A" hose
- Goggles
- Striker
- Check valves
- 0-W-J nozzle
- 2-W-J nozzle
- SKH-7A handle



CST-P

### CST-150C Complete Oxy-Fuel Kit with Cutting Attachments Includes
- SKR-540R oxygen regulator
- SKR-200R acetylene regulator
- 252-03P 3/16" x 12.5 ft. dual hose
- Goggles
- Striker
- Check valves
- 0-W-J nozzle
- 2-W-J nozzle
- SKH-7A handle
- 0-3-101 cutting tip
- SLCA1260 cutting attachment

### CST-P Portable Oxy-Fuel Kits Include
- SKR-540R oxygen regulator
- SKR-200R fuel regulator
- 252-03P 12-1/2 ft. Dual "A" 3/16" hose
- Goggles
- Striker
- Check valves
- 0-W-J nozzle
- 2-W-J nozzle
- SKH-7A handle
- 1421-0084 case

### CST-CP Portable Oxy-Fuel Kits with Cutting Attachments Include
- SKR-540R oxygen regulator
- SKR-200R fuel regulator
- 252-03P 12-1/2 ft. Dual "A" 3/16" hose
- Goggles
- Striker
- Check valves
- 0-W-J nozzle
- 2-W-J nozzle
- SKH-7A handle
- 0-3-101 cutting tip
- SLCA1260 cutting attachment
- 1421-0084 case

| STD PKG | U/M | BERCOR NUMBER | DESCRIPTION | PC-1 EACH |
|---|---|---|---|---|
| 1 | EA | 82770 | CST-150 OXY-FUEL EQUIPMENT ONLY | — |
| 1 | EA | 82769 | CST-150C OXY FUEL EQUIPMENT ONLY | — |
| 1 | EA | 82768 | CST-CP OXY-FUEL TOTE W/O TANK | — |
| 1 | EA | 82767 | CST-P OXY FUEL TOTE W/O TANK | — |

# TurboTorch® Oxygen Acetylene Accessories



201-05FP



3-W-J

### Regulators

| STD PKG | U/M | BERCOR NUMBER | DESCRIPTION | PC-1 EACH |
|---|---|---|---|---|
| 1 | EA | 82820 | 201-05FP ACETYLENE REG | — |
| 1 | EA | 82821 | 221-05FP OXYGEN REG | — |

### Welding Nozzles and Mixers

| | | | | |
|---|---|---|---|---|
| 1 | EA | 86181 | 3-W-J SIZE 3 WELDING NOZZLE & MIXER | — |

### Hose

| | | | | |
|---|---|---|---|---|
| 1 | EA | 82357 | 252-03P 12 1/2 FT TWIN LINE HOSE | — |

## TurboTorch® Nitrogen Purging Kit



Kit includes 40 cu. ft. nitrogen cylinder, durable 6 ft. hose, OSHA rated blow gun, regulator SKP-425, and carrying tote.

| STD PKG | U/M | BERCOR NUMBER | DESCRIPTION | PC-1 EACH |
|---|---|---|---|---|
| 1 | EA | 82772 | SKP-40T PURGING KIT | |

## TurboTorch® Nitrogen Flowmeter



The NFM-TT Nitrogen Flowmeter allows for a controlled flow of nitrogen gas through copper lines during brazing. Purging the line with nitrogen prevents oxidation and scale inside the tube which would otherwise cause contamination.

| STD PKG | U/M | BERCOR NUMBER | DESCRIPTION | PC-1 EACH |
|---|---|---|---|---|
| 1 | EA | 82760 | NFM-TT NITROGEN FLOW METER | |

## TurboTorch® Nitrogen Regulators



**DP250**

For nitrogen purging and joint testing.
Caution: Always use hose and fitting suitable to pressure.



**245-02P**

| High Pressure | Low Pressure | Delivery Pressure | STD PKG | U/M | BERCOR NUMBER | DESCRIPTION | PC-1 EACH |
|---|---|---|---|---|---|---|---|
| 4000 | 400 | 250 | 1 | EA | 82818 | 245-02P 250PSI PURGING REGULATOR | |
| 4000 | 600 | 500 | 1 | EA | 82819 | 245-03P 500PSI PURGING REGULATOR | |
| 4000 | 1000 | 800 | 1 | EA | 82826 | DP250-800-580 800PSIG REGULATOR - NITROGEN | |

## TurboTorch® Propane and MAPP Hand Torches




**STK-9**
Dual Gas Kit contains STK-R pressure regulator and ST-3 large tip.



**STK-11 Double Barrel**
Silver brazes up to 3", soft solders up to 6", designed for MAPP or Propane. Three year replacement warranty.




**TX-500**
Includes TX-504 plus bonus 503 tip.Swirl tip concentrates heat and reduces heating time. Diaphragm regulator provides high gas flow for maximum temperatures.

| STD PKG | U/M | BERCOR NUMBER | DESCRIPTION | PC-1 EACH |
|---|---|---|---|---|
| 1 | EA | 82806 | STK-9 HAND TORCH | |
| 1 | EA | 82774 | STK-11 HAND TORCH | |
| 1 | EA | 82812 | TX-500 PRO-PAK SELF LIGHT HAND TORCH | |

# TurboTorch® Welding Accessories



L-1



TK



TT-150



TT-MC

| STD PKG | U/M | BERCOR NUMBER | DESCRIPTION | PC-1 EACH |
|---|---|---|---|---|
| 1 | PKG | 82395 | F-1 BOX OF 5 FLINTS FOR STRIKER | |
| 1 | EA | 82360 | L-1 STRIKER | |
| 1 | EA | 82375 | TK TANK WRENCH | |
| 1 | EA | 82814 | TT-150 B TANK TOTE | |
| 1 | EA | 82419 | TT-MC TANK TOTE MC TANK | |

# TurboTorch® Heat Shield—Cloth




- Durable fabric heat shield is manufactured with PyroSil™, an effective shield against thermal radiation.
- Ideal for brazing, soldering, or welding.
- Features a center cut design making it easy to place around a pipe.
- 8" x 12"

| STD PKG | U/M | BERCOR NUMBER | DESCRIPTION | PC-1 EACH |
|---|---|---|---|---|
| 1 | EA | 82358 | PL-812 8"X12" TORCH SHIELD | |

# Mars® Heat Shield—Pad



- For soldering and brazing
- For temperatures up to 2500° F
- 9" x 12" x 1/2"

| STD PKG | U/M | BERCOR NUMBER | DESCRIPTION | PC-1 EACH |
|---|---|---|---|---|
| 10 | EA | 80728 | 78931 9112 SOLDER HEAT SHIELD | |

# Cliplight Spark-Key Torch Ignitor



- Ignites all butane, propane and gas torches
- Water-resistant and no batteries required
- 100,000 plus sure-fire sparks

| STD PKG | U/M | BERCOR NUMBER | DESCRIPTION | PC-1 EACH |
|---|---|---|---|---|
| 12 | EA | 93024 | 580512 SPARK KEY TORCH IGNITER | |

## Extend-A-Match

**For relighting pilots, gas ranges, barbecues, etc.**



| STD PKG | U/M | BERCOR NUMBER | DESCRIPTION | PC-1 EACH |
|---|---|---|---|---|
| 12 | EA | 82280 | R-1 EXTEND-A-MATCH | |

## MAPP and Propane Gas




| STD PKG | U/M | BERCOR NUMBER | DESCRIPTION | PC-1 L/CTN | PC-2 F/CTN |
|---|---|---|---|---|---|
| 12 | EA | 82150 | 525-PT1 PROPANE FUEL TANK | | |
| 12 | EA | 82810 | 525-MT1 MAPP GAS TANK | | |

## Welding Gases



"Tanks Only" will be written up for all gas transactions and adjusted on the ticket when a tank is returned. All gas tanks are purchased outright, they are the property of the customer and may be returned for exchange purposes. They are not returnable to the factory for credit.

| STD PKG | U/M | BERCOR NUMBER | DESCRIPTION | PC-1 EACH |
|---|---|---|---|---|
| 1 | EA | 82385 | 80 NITROGEN STEEL TANK ONLY | |
| 1 | EA | 82393 | B ACETYLENE TANK ONLY | |
| 1 | EA | 82371 | CD 10LB C02 TANK ONLY | |
| 1 | EA | 82373 | CD 20LB C02 STEEL TANK ONLY | |
| 1 | EA | 82394 | MC ACETYLENE TANK ONLY | |
| 1 | EA | 82383 | NI 40LB CF NIY NITROGEN TANK ONLY | |
| 1 | EA | 82368 | NI 80 ALUMINUM TANK ONLY | |
| 1 | EA | 82399 | R20 OXYGEN TANK ONLY | |
| 1 | EA | 82400 | R20 NITROGEN TANK ONLY | |

## Rhino Tank and Compressor Tote

ENERGY SAVING PRODUCTS



This device allows techicians to easily pick up any hermetic compressor or nitrogren, and $CO_2$ cyliners. Its comfortable grip balances the cylinder or compressor and avoids accidental dropping and busted knuckles.

| STD PKG | U/M | BERCOR NUMBER | DESCRIPTION | PC-1 EACH |
|---|---|---|---|---|
| 6 | EA | 81287 | RH-10 RHINO TANK/COMPRESSOR TOTE | |

# Drill Bits



DE



RP

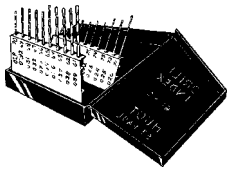

FJ-61-80

## Dual End Drill Bits With 135° Split Points

| STD PKG | U/M | BERCOR NUMBER | DESCRIPTION | PC-1 EACH |
|---|---|---|---|---|
| 12 | PKG | 81007 | DE1/4 DUAL END DRILL BIT 12/PKG | |
| 12 | PKG | 81008 | DE1/8 DUAL END DRILL BIT 12/PKG | |
| 12 | PKG | 81014 | DE-#30 DUAL END DRILL BIT 12/PKG | |

## Masonry Bits

| | | | | |
|---|---|---|---|---|
| 1 | EA | 81030 | RP-04 3/16 MASONARY DRILL BIT | |
| 1 | EA | 81031 | RP-09 1/4 MASONARY DRILL BIT | |

## Orifice Drill Bits

| | | | | |
|---|---|---|---|---|
| 1 | EA | 82550 | FJ-61-80 ORIFICE DRILL SET | |

# Power Bit Accessories



BHE6



MBH1/4

| STD PKG | U/M | BERCOR NUMBER | DESCRIPTION | PC-1 EACH |
|---|---|---|---|---|
| 4 | EA | 80910 | BHE6 6" POWER BIT EXTENSION | |
| 1 | EA | 80919 | BHE10 10" POWER BIT EXTENSION | |
| 1 | EA | 42810 | MBH1/4 1/4" HEX BIT HOLDER | |
| 10 | EA | 42812 | MBLP3 STD PHILLIPS HEX BIT #2 | |

# Magnetic Drill Chucks and Hex Drivers





| STD PKG | U/M | BERCOR NUMBER | DESCRIPTION | PC-1 EACH |
|---|---|---|---|---|
| 100 | EA | 42809 | MSH1/4T 1/4" HEX CHUCK DRIVER - BULK | |
| 100 | EA | 42808 | MSH5/16T 5/16" HEX CHUCK DRIVER - BULK | |
| 6 | EA | 42813 | MSHML516 5/16" HEX CHUCK DRIVER 4" | |
| 6 | EA | 42814 | MSHXL516 5/16" HEX CHUCK DRIVER 6" | |
| 6 | EA | 42815 | MSHML1/4 4 IN LONG DRILL CHUCK | |
| 6 | EA | 42816 | MSHXL1/4 6 IN LONG DRILL CHUCK | |
| 10 | EA | 42819 | MSH-3/8 MAGNETIC DRILL CHUCK | |
| 5 | EA | 42817 | MSHL7/16 7/16" LONG MAG DRILL CHUCK | |
| 6 | EA | 80775 | HHD1 1/4" HEX DRIVER MAG - LONG | |
| 6 | EA | 80776 | HHD2 5/16" HEX DRIVER MAG - LONG | |
| 1 | EA | 80769 | CONNEXT3 LONG RATCHETING HANDLE | |
| 1 | EA | 80770 | CONNEXT4 9 PIECE MAGNETIC HEX HAND DRIVER KIT | |

# Screwdrivers and Nut Drivers


32534


85484


32215


32216


612-4


610-1/4


646M


602-4DD


650-DD


32751


603-4GLW


605-4G:W


32451GLW

## Screwdriver/Nut Driver

| STD PKG | U/M | BERCOR NUMBER | DESCRIPTION | PC-1 EACH |
|---|---|---|---|---|
| 1 | EA | 83626 | 32527 11-IN-1 SCREWDRIVER/NUT DRIVER | |
| 1 | EA | 83657 | 32534 10 FOLD SCREW/NUT DRIVER SCHRADER VALVE CORE TOOL | |
| 1 | EA | 83646 | 32557 HEAVY DUTY MULTI TIP SCREWDRIVER/NUT DRIVER | |
| 1 | EA | 83647 | 32558 HEAVY DUTY RATCHETING MULTI TIP SCREWDRIVER/NUTDRVER | |
| 1 | EA | 83648 | 32559 EXTENDED REACH MULTI TIP SCREWDRIVER/NUT DRIVER | |
| 1 | EA | 83649 | 32561 STUBBY MULTI BIT SCREWDRIVER/NUT DRIVER | |

## Screwdrivers

| | | | | |
|---|---|---|---|---|
| 1 | EA | 83620 | 32510 NON-RATCH SCREWDRVR W/32PC BIT | |
| 1 | EA | 83630 | 600-4 1/4 IN KEYSTONE TIP SCREWDRIVER 4" HD SQUARE SHANK | |
| 1 | EA | 83631 | 601-6 3/16IN CABINET TIP SCREWDRIVER 6IN ROUND SHANK | |
| 1 | EA | 83632 | 603-4 #2 PHILLIPS TIP SCREWDRIVER 4IN ROUND SHANK | |
| 1 | EA | 83619 | 85484 4-PC MINI CUSH GRIP SCREWDRIVER SET | |

## Screw Holding Screwdrivers

| | | | | |
|---|---|---|---|---|
| 1 | EA | 83643 | 32215 1/4IN SLOTTED SCREW-HOLDING SCREWDRIVER | |
| 1 | EA | 83644 | 32216 #2 PHILLIPS SCREW-HOLDING SCREWDRIVER | |

## Terminal Block Screwdriver

| | | | | |
|---|---|---|---|---|
| 1 | EA | 83645 | 612-4 TERMINAL BLOCK SCREWDRIVER | |

## Nut Drivers

| | | | | |
|---|---|---|---|---|
| 1 | EA | 83625 | 610-1/4M 1/4X1 1/2 HOLLOW SHAFT NUT DRIVER-MAG STUB CUSH GRIP | |
| 1 | EA | 83624 | 610-5/16M 5/16X1 1/2 HOLLOW SHAFT NUT DRIVER-MAG STUB CUSH GRIP | |
| 1 | EA | 83621 | 610M 2-PC NUT DRVR SET-MAG STUB CUSH GRP | |
| 1 | EA | 83622 | 646-5/16M 5/16X6 HOLLOW SHAFT NUT DRIVER-MAGNETIC CUSH GRIP | |
| 1 | EA | 83623 | 646-1/4M 1/4X6 HOLLOW SHAFT NUT DRIVER-MAGNETIC CUSH GRIP | |
| 1 | EA | 83627 | 646M 2-PIECE CUSHION GRIP MAGNETIC TIP NUT DRIVER SET | |

## Demolition Drivers

| | | | | |
|---|---|---|---|---|
| 1 | EA | 83659 | 602-4DD 4 IN DEMOLITION DRIVER | |
| 1 | EA | 83660 | 602-7DD 7 IN DEMOLITION DRIVER | |

## Demolition AWL/Punch

| | | | | |
|---|---|---|---|---|
| 1 | EA | 83684 | 650-DD 4 IN DEMOLITION AWL/PUNCH | |

## Adjustable Length Screwdriver

| | | | | |
|---|---|---|---|---|
| 1 | EA | 83701 | 32751 #2 PHILLIPS 1/4" SLOTTED SCREWDRIVER ADJUSTABLE LENGTH | |

## Hi Viz Drivers

| | | | | |
|---|---|---|---|---|
| 1 | EA | 83707 | 603-4GLW GLOW-IN-THE-DARK SCREWDRIVER #2 PHILLIPS | |
| 1 | EA | 83708 | 605-4GLW GLOW-IN-THE-DARK SCREWDRIVER 1/4IN | |
| 1 | EA | 83709 | 32451GLW GLOW-IN-THE-DARK DRIVER 6-IN-1 MULTI-BIT | |

## 11 in 1 Multi-Tip Screwdriver



The 48-22-2113 screwdriver has a patented ECX™ bit and harened tips. The 11 in 1 screwdriver includes the 6 bits and 3 nut drivers most requested by professionals with the added utility of a wire stripper and wire bending hole. The Milwaukee ECX™ bit allows users to extend the life of their bits when fastening specialty screws found in electrical boxes, conduit couplers, outlets, and other common job site fixtures.

| STD PKG | U/M | BERCOR NUMBER | DESCRIPTION | PC-1 EACH |
|---|---|---|---|---|
| 6 | EA | 81111 | 48-22-2113 11 AND 1 MULTI TIP SCREWDRIVER | |

## SR6N1 Ratchet Screwdriver



| STD PKG | U/M | BERCOR NUMBER | DESCRIPTION | PC-1 EACH |
|---|---|---|---|---|
| 1 | EA | 80767 | SR6N1 RATCHET 6 IN 1 SCREWDRIVER | |

## Nut Driver



This handy dual nut driver has 1/4" and 5/16" pivoting sockets to reach the most difficult angled and tightest screw locations.

| STD PKG | U/M | BERCOR NUMBER | DESCRIPTION | PC-1 EACH |
|---|---|---|---|---|
| 1 | EA | 81285 | ZT-10 Z-TOOL | |

## Nut Drivers



CHD6



HHD1T

### Nut Drivers with Hollow Shaft

| STD PKG | U/M | BERCOR NUMBER | DESCRIPTION | PC-1 EACH |
|---|---|---|---|---|
| 1 | EA | 80693 | CHD2 1/4 INCH HOLLOW NUT DRIVER | |
| 1 | EA | 80694 | CHD4 5/16 INCH HOLLOW NUT DRIVER | |
| 1 | EA | 80695 | CHD6 3/8 INCH HOLLOW NUT DRIVER | |

### Stubby Magnetic Hex Drivers

| | | | | |
|---|---|---|---|---|
| 1 | EA | 80696 | HHD1T 1/4 INCH STUBBY MAGNETIC HEX DRIVER | |
| 1 | EA | 80697 | HHD2T 5/16 INCH STUBBY MAGNETIC HEX DRIVER | |
| 1 | EA | 80699 | HHD3T 3/8 INCH STUBBY MAGNETIC HEX DRIVER | |

## Pin Extractor Tool



This handy tool will help to pop out molex and amp electrical pins in ignitor and other connectors.

| STD PKG | U/M | BERCOR NUMBER | DESCRIPTION | PC-1 EACH |
|---|---|---|---|---|
| 1 | EA | 81293 | PE-44 PIN EXTRACTOR TOOL | |

## Hex Wrenches



RRW3/16



W1-9



W12

| STD PKG | U/M | BERCOR NUMBER | DESCRIPTION | PC-1 EACH |
|---|---|---|---|---|
| 10 | EA | 80824 | RRW3/16 3/16 HEX KEY WRENCH INSERT (DUAL) | |
| 10 | EA | 80826 | RRW5/16 5/16 HEX KEY WRENCH INSERT | |
| 10 | EA | 83302 | W1-9 HEX KEY | |
| 1 | SET | 83303 | W-6 HEX KEY SET | |
| 1 | SET | 83304 | W12 12 IN 7 PIECE HEX KEY WRENCH SET | |

## QL Tool Kit—Hex Drive Adapters

### For QL Valve Systems

Two hex drive adapters (3/16" and 5/16") fit standard refrigeration ratchet wrenches to help install QL systems.

| STD PKG | U/M | BERCOR NUMBER | DESCRIPTION | PC-1 EACH |
|---|---|---|---|---|
| 1 | EA | 94157 | 053983-00 QL STEM TOOL KIT | |

## Hex Key Adapter



3/16" and 5/16" Hex Valve Key Adapter for accessing liquid and suction based valves. Heat treated black oxide plated.

| STD PKG | U/M | BERCOR NUMBER | DESCRIPTION | PC-1 EACH |
|---|---|---|---|---|
| 1 | EA | 83172 | T2-HKA HEX KEY ADAPTER | |

# Wrenches



RT7



T21127U



T21124U

| STD PKG | U/M | BERCOR NUMBER | DESCRIPTION | PC-1 EACH |
|---|---|---|---|---|
| 1 | EA | 83155 | RT70159 10IN ALUMINUM PIPE WRENCH | |
| 1 | EA | 83156 | RT70160 14IN ALUMINUM PIPE WRENCH | |
| 1 | EA | 83158 | RT70161 18IN ALUMINUM PIPE WRENCH | |
| 1 | EA | 83182 | T21127U STRAIGHT SERVICE VALVE RATCHET WRENCH | |
| 1 | EA | 83184 | T21124U 7 IN HEAVY DUTY WRENCH | |

# Wrenches



D507-6



D507-12



56999

| STD PKG | U/M | BERCOR NUMBER | DESCRIPTION | PC-1 EACH |
|---|---|---|---|---|
| 1 | EA | 83616 | D507-6 6" EXTRA CAPACITY ADJ WRENCH | |
| 1 | EA | 83617 | D507-12 12" EXTRA CAPACITY ADJ WRENCH | |
| 1 | EA | 83714 | 56999 CONDUIT LOCKNUT WRENCH | |

# Journeyman Series Pliers



J203-6



J2000-9NE



J203-8



J207-8CR

The Journeyman Series pliers feature the latest innovations in handle design and grip. These state-of-the-art, dual material handles provide a better grip without sacraficing tool strength or durability.



J2000-48

| STD PKG | U/M | BERCOR NUMBER | DESCRIPTION | PC-1 EACH |
|---|---|---|---|---|
| 1 | EA | 83603 | J203-6 JOURNEYMAN STD SIDE CUT LONG NOSE PLIER | |
| 1 | EA | 83602 | J203-8 JOURNEYMAN HD SIDE-CUT LONG NOSE PLIER | |
| 1 | EA | 83600 | J2000-9NE JOURNEYMAN HI-LEVERAGE SIDE CUT PLIER | |
| 1 | EA | 83601 | J2000-48 JOURNEYMAN HI-LEVERAGE DIAG CUT PLIER | |
| 1 | EA | 83700 | J207-8CR ALL PURPOSE PLIERS W/STRIPPER AND CRIMPER | |

# Glow-in-the-Dark Pliers



28GLW



9NEGLW

| STD PKG | U/M | BERCOR NUMBER | DESCRIPTION | PC-1 EACH |
|---|---|---|---|---|
| 1 | EA | 83679 | D2000-28GLW 8IN GLOW-IN-THE-DARK DIAGONAL PLIERS | |
| 1 | EA | 83680 | D2000-9NEGLW 9IN GLOW-IN-THE-DARK SIDE CUTTING PLIERS | |

# Quick-Adjust Klaw™ Pump Pliers



- Unique jaw design provides multiple points of contact for maximum torque
- Push button and quick ratchet feature allows for fast and easy adjustment to any position
- Compact, narrow design for easy work in small or hard to reach places
- Gripping surface with specially hardened teeth for reduced wear and positive grip

| STD PKG | U/M | BERCOR NUMBER | DESCRIPTION | PC-1 EACH |
|---|---|---|---|---|
| 1 | EA | 83663 | D504-12B 12 IN QUICK ADJUST KLAW PUMP PLIERS | |

# Pliers



| Type | Overall Length (In.) | STD PKG | U/M | BERCOR NUMBER | DESCRIPTION | PC-1 EACH |
|---|---|---|---|---|---|---|
| Super Grove Joint | 10, 12 | 6 | EA | 82076 | MT-10 MULTI-TRACK PLIER | |

# Strippers, Cutters, and Crimpers



1010



11046



11054GLW



11055



11061



J1005



J207-8CR

| STD PKG | U/M | BERCOR NUMBER | DESCRIPTION | PC-1 EACH |
|---|---|---|---|---|
| 1 | EA | 83605 | 1010 LONG NOSE MULTI PURPOSE TOOL | |
| 1 | EA | 83608 | 11046 WIRE STRIPPER-CUTTER | |
| 1 | EA | 83678 | 11054GLW GLOW-IN-THE-DARK WIRE STRIPPER/CUTTER | |
| 1 | EA | 83606 | 11055 KURVE WIRE STRIPPER-CUTTER | |
| 1 | EA | 83664 | 11061 SELF ADJUSTING WIRE STRIPPER/CUTTER | |
| 1 | EA | 83607 | J1005 JOURNEYMAN CRIMPING TOOL | |
| 1 | EA | 83700 | J207-8CR ALL PURPOSE PLIERS W/STRIPPER AND CRIMPER | |

# Clamp Tools

### TY4G

Manual cut-off tensioning tool features a unique notched gripper. Includes gray vinyl cushion grips. Works on all ties including thin designs.



TY4G



TY6

### TY6

Adjustable, high leverage tensioning tool with automatic cut-off is designed for a heavy user of nylon ties. Works on all ties including thin designs.

| STD PKG | U/M | BERCOR NUMBER | DESCRIPTION | PC-1 EACH |
|---|---|---|---|---|
| 6 | EA | 42950 | TY4G MANUAL CUT-OFF TIE TOOL/GRIP'D | |
| 3 | EA | 42951 | TY6 HIGH LEVERAGE TIE TOOL | |

# BOSTITCH® Tackers and Staplers



### PC4000-OC2 Outward Clinch Tacker

- Easy squeeze design.
- Compact, lightweight.
- Convenient bottom load.
- Unique design turns staple legs outward.
- Drives 1/2" and 9/16" Bostitch PowerCrown™ staples.
- For pipe wrap, duct board, and corrugated.



### P6C-8 Plier Stapler

Powerful hand stapling pliers, for easy, positive action. Cam operation provides leverage and dependable driving power. Operates easily on thick work.

| STD PKG | U/M | BERCOR NUMBER | DESCRIPTION | PC-1 L/CTN | PC-2 F/CTN |
|---|---|---|---|---|---|
| 10 | BOX | 43951 | 73347 STCR5019 3/8 IN STAPLES | | |
| 6 | EA | 43964 | 73349 PC4000-OC2 BOSTITCH TACKER | | |
| 10 | BOX | 43958 | 73350 STCR5019 1/2 IN STAPLES | | |
| 10 | BOX | 43969 | 73351 STCR5019 9/16 IN STAPLES | | |
| 24 | EA | 43944 | 73352 P6C-8 BOSTITCH PLIER STAPLER | | |
| 20 | BOX | 43971 | 73353 STH5019 3/8 IN STAPLES | | |

# Serrated Duct Knife



- Cuts duct board and flexible duct
- Double-edged knife-regular and serrated
- Puncture resistant nylon sheath with belt loop
- Cushion-grip handle for comfort

| STD PKG | U/M | BERCOR NUMBER | DESCRIPTION | PC-1 EACH |
|---|---|---|---|---|
| 1 | EA | 83628 | DK06 SERRATED DUCT KNIFE WITH SHEATH | |

# Utility Knives

## Auto-loading, Retractable

- Auto-loading feature for faster and safer blade changes
- High quality, triple grond blades stay sharper longer
- Rubber grips on handle for improved control and comfort
- Heaby-duty druable construction
- Internal blade storage holds 3 blades (included)
- Blade release button for easy blade change



**44130 Folding**



**44132 Non-folding**




**44103**

| STD PKG | U/M | BERCOR NUMBER | DESCRIPTION | PC-1 EACH |
|---|---|---|---|---|
| 1 | EA | 83662 | 44130 AUTO LOADING FOLDING RETRACTABLE UTILITY KNIFE | |
| 1 | EA | 83661 | 44132 AUTO LOADING RETRACTABLE UTILITY KNIFE | |
| 1 | EA | 83665 | 44103 UTILITY KNIFE BLADE DISPENSER | |

# Pocket Knives & Knife Sharpener


44001


44002


44052


48036

| STD PKG | U/M | BERCOR NUMBER | DESCRIPTION | PC-1 EACH |
|---|---|---|---|---|
| 1 | EA | 83692 | 44001 2-1/2IN DROP POINT BLADE LOCKBACK KNIFE LIGHTWEIGHT | |
| 1 | EA | 83693 | 44002 2-3/8IN DROP POINT BLADE LOCKBACK KNIFE LIGHTWEIGHT | |
| 1 | EA | 83694 | 44052BLK 2-3/4IN BLADE TANTO LOCKBACK KNIFE | |
| 1 | EA | 83697 | 48036 COMBINATION KNIFE AND SCISSOR SHARPENER | |

# Knife



Spring assisted, serrated knife

| STD PKG | U/M | BERCOR NUMBER | DESCRIPTION | PC-1 EACH |
|---|---|---|---|---|
| 1 | EA | 81106 | 48-22-1995 FASTBACK SPRING ASSISTED SERRATED KNIFE | |

# Fin Straightening Tools


FST



Fin Comb

| STD PKG | U/M | BERCOR NUMBER | DESCRIPTION | PC-1 EACH |
|---|---|---|---|---|
| 4 | EA | 82070 | FST FIN STRAIGHTENING TOOL | |
| 12 | EA | 80720 | T-300 FIN / COMB SCRAPING TOOL ADJ | |
| 6 | EA | 95315 | T-408 FIN COMB | |
| 6 | EA | 95316 | T-409 FIN COMB | |
| 6 | EA | 95317 | T-411 FIN COMB | |
| 6 | EA | 95318 | T-412 FIN COMB | |
| 6 | EA | 95319 | T-417 FIN COMB | |
| 6 | EA | 95320 | T-418 FIN COMB | |

# Brushes

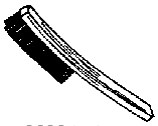
AMA010


AMA226


B-26


C33808

| BERCOR NUMBER | DESCRIPTION | PC-1 EACH |
|---|---|---|
| 82266 | AMA-010 WIRE BRUSH | |
| 82270 | AMA226 3IN SPIRAL THREAD BRUSH | |
| 82271 | AMA548 5FT FCE BRUSH HANDLE | |
| 82260 | B-26 CONDENSER FIN BRUSH | |
| 55134 | C33808-CTN 1/2" FLUX BRUSH | |
| 80712 | 78802 3/8 OD 1/4 ID FIT BRUSH 2/PK | |
| 80716 | 78806 7/8 OD 3/4 ID FIT BRUSH 2/PK | |
| 80717 | 78818 3/8 X 3/4 RFRIG 4-IN-ONE BRUSH TOOL | |
| 80719 | 78833 6 3/4 FIN / COIL WHISK BRUSH | |
| 80721 | 78841 1/4" ACID BRUSH #1 10/BAG | |
| 80723 | 78903 2 IN ECONOMY PAINT BRUSH | |
| 80724 | 78905 3 IN ECONOMY PAINT BRUSH | |
| 80725 | 78910 3/PK PLASTIC HNDL STAINLESS BRUSH | |
| 80726 | 78911 3/PK WOOD HNDL STAINLESS BRUSH | |
| 82261 | 78952 / 9234 RADIATOR BRUSH | |

# Tradesman Pro™ Tool Bags


554158-14


5541610-14


5541718-14


5541819-14


55419SP-14


55241-14


55452RTB


55456BPL


55431


55460

| STD PKG | U/M | BERCOR NUMBER | DESCRIPTION | PC-1 EACH |
|---|---|---|---|---|
| 1 | EA | 83686 | 554158-14 TRADESMAN PRO ORGANIZER 8-INCH TOTE | |
| 1 | EA | 83687 | 5541610-14 TRADESMAN PRO ORGANIZER 10-INCH TOTE | |
| 1 | EA | 83690 | 5541718-14 TRADESMAN PRO ORGANIZER EXTREME ELECTRICIANS BAG | |
| 1 | EA | 83689 | 5541819-14 TRADESMAN PRO ORGANIZER ULTIMATE ELECTRICIANS BAG | |
| 1 | EA | 83685 | 55419SP-14 TRADESMAN PRO ORGANIZER SHOULDER POUCH | |
| 1 | EA | 83688 | 55421BP-14 TRADESMAN PRO ORGANIZER BACK PACK | |
| 1 | EA | 83666 | 55452RTB TRADESMAN PRO ORGANIZER ROLLING TOOL BAG | |
| 1 | EA | 83667 | 55456BPL TRADESMAN PRO TECH BACKPACK | |
| 1 | EA | 83683 | 55431 LIGHTED TOOL BAG | |
| 5 | EA | 83698 | 55460 IPHONE TRADESMAN PRO PHONE HOLDER | |

# Pro Pac Tool Bags


MB2


MC TECH


TECH PAC


TECH LC


PACK LT


PB4


TECH-MCT


CP4

| STD PKG | U/M | BERCOR NUMBER | DESCRIPTION | PC-1 EACH |
|---|---|---|---|---|
| 4 | EA | 82917 | MB2 TECH SERIES SERVICE TECHNICIAN'S METER BAG | |
| 4 | EA | 82918 | MC TECH SERIES SMALL LIGHT EVERY DAY GO TO TOOL BAG | |
| 2 | EA | 82919 | TECH PAC TECH SERIES BACKPACK TOOL BAG | |
| 2 | EA | 82920 | TECH LC TECH SERIES SERVICE TECHNICIAN'S TOOL BAG | |
| 2 | EA | 82921 | TECH PACK LT LAP TOP/TOOL BAG BACK PACK | |
| 4 | EA | 82922 | PB4 4 PARTS BAGS | |
| 4 | EA | 82923 | TECH MCT COMPACT TECH SERIES TOOL BAG | |
| 4 | EA | 82924 | CP4 GRUBBER CARGO PAC | |

## TB1 Tool Bag



| STD PKG | U/M | BERCOR NUMBER | DESCRIPTION | PC-1 EACH |
|---|---|---|---|---|
| 1 | EA | 80580 | TB1 SOFT SIDED TOOL BAG | |

## Contractor Accessory Bag



- Tough, water resistant 600 denier material
- Shoulder strap or dual handle straps for easy carrying
- Durable zipper closure
- Ideal for tool and accessory storage

| STD PKG | U/M | BERCOR NUMBER | DESCRIPTION | PC-1 EACH |
|---|---|---|---|---|
| 1 | EA | 80241 | 48-55-3490 CONTRACTOR ACCESSORY BAG | |

## M12 Tool Holster



Designed to fit M12™ drilling and fastening tools, the M12™ Tool Holster increases productivity and provides the user with a quick and durable means of tool retrieval and protection on the job site. Constructed of heavy duty nylon material, the 2335-20 features an easy snap-on strap and on-board bit storage for added user convenience.

| STD PKG | U/M | BERCOR NUMBER | DESCRIPTION | PC-1 EACH |
|---|---|---|---|---|
| 1 | EA | 81075 | 2335-20 M12 TOOL HOLSTER | |

## Pouches



- For tools or parts
- 3 pack of heavy-duty canvas pouches with heavy duty zipper
- Weather resistant stand-up bottom
- Hang loop allows pouches to be attached together or to other bags

| STD PKG | U/M | BERCOR NUMBER | DESCRIPTION | PC-1 EACH |
|---|---|---|---|---|
| 1 | EA | 81107 | 48-22-8193 3 PACK COLORED ZIPPERED POUCHES | |

## Ruler and Levels



L5



L-9M

### Ruler

| STD PKG | U/M | BERCOR NUMBER | DESCRIPTION | PC-1 EACH |
|---|---|---|---|---|
| 1 | EA | 80671 | 48BS 4 FT MALCO TINNERS RULE | |

### Levels

| | | | | |
|---|---|---|---|---|
| 10 | EA | 80651 | L5 5" POCKET LEVEL | |
| 6 | EA | 80650 | L-9M MAGNETIC TORPEDO LEVEL | |

## Tape Measure



- Double sided rule for measurement while using against wall, ceiling or conduit
- Shock and impact resistant case
- True Zero feature for accurate inside and outside measuring
- First 11" (279mm) has oversized bold numbers

| STD PKG | U/M | BERCOR NUMBER | DESCRIPTION | PC-1 EACH |
|---|---|---|---|---|
| 1 | EA | 83650 | 93225 25 FT MAGNETIC DOUBLE HOOK TAPE MEASURE | |

## Tape Measure



- Finger stop
- Dual magnets
- Blueprint Scale
- Limited lifetime warranty
- 2 sided printin

| STD PKG | U/M | BERCOR NUMBER | DESCRIPTION | PC-1 EACH |
|---|---|---|---|---|
| 1 | EA | 81148 | 48-22-5125 25 FT MAGNETIC TAPE MEASURE | |

## Telescoping Glass Mirrors



**MA-143A**
- Telescopes from 7" to 19"
- Pocket Clip
- Insulated head

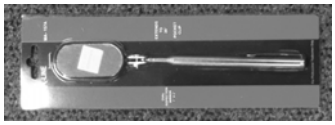

**MA-149**
- Telescopes from 11" to 15-1/2"



**MA-157A**
- Telescopes from 7" to 19"
- Pocket clip
- Insulated head

| STD PKG | U/M | BERCOR NUMBER | DESCRIPTION | PC-1 EACH |
|---|---|---|---|---|
| 1 | EA | 54025 | MA-143A 1-1/4 IN ROUND INSPECTION MIRROR | |
| 1 | EA | 54027 | MA-157A 1 IN X 2 IN OVAL MIRROR | |
| 1 | EA | 54028 | MA-149 2-1/8IN X 3-1/2IN RECTANGULAR MIRROR | |

## Mirrors



| STD PKG | U/M | BERCOR NUMBER | DESCRIPTION | PC-1 EACH |
|---|---|---|---|---|
| 6 | EA | 82281 | 79352 / 9063 1X2 OVAL EXTEND-A-MIRROR | |

## Rubber Tie Downs



| STD PKG | U/M | BERCOR NUMBER | DESCRIPTION | PC-1 EACH |
|---|---|---|---|---|
| 48 | EA | 82252 | 79591 / 0174 19IN RUBBER TIE-DOWN | |
| 24 | EA | 82253 | 79593 / 0175 35IN RUBBER TIE-DOWN | |

## Shoe Cover



| STD PKG | U/M | BERCOR NUMBER | DESCRIPTION | PC-1 EACH |
|---|---|---|---|---|
| 1 | BOX | 46000 | 79100 BLUE SHOE COVER (300EA/150 PAIRS) | |

## Quality Work Gloves

79151/16766: 9 oz. brown cloth glove.
79153/17158: Brown cloth glove with flannel lining.



| STD PKG | U/M | BERCOR NUMBER | DESCRIPTION | PC-1 EACH |
|---|---|---|---|---|
| 12 | PR | 83375 | 79151 / 16766 BROWN JERSEY GLOVE | |
| 12 | PR | 83376 | 79153 / 17158 RED LINED JERSEY GLOVE | |

## Gloves



40206



40209



40218



40221

| STD PKG | U/M | BERCOR NUMBER | DESCRIPTION | PC-1 EACH |
|---|---|---|---|---|
| 1 | PR | 83669 | 40206 LARGE JOURNEYMAN UTILITY GLOVE | |
| 1 | PR | 83670 | 40207 EXTRA LARGE JOURNEYMAN UTILITY GLOVE | |
| 1 | PR | 83671 | 40209 LARGE JOURNEYMAN CAMOUFLAGE GLOVE | |
| 1 | PR | 83672 | 40210 EXTRA LARGE JOURNEYMAN CAMOUFLAGE GLOVE | |
| 1 | PR | 83673 | 40218 LARGE JOURNEYMAN EXTREME GLOVE | |
| 1 | PR | 83674 | 40219 EXTRA LARGE JOURNEYMAN EXTREME GLOVE | |
| 1 | PR | 83675 | 40221 LARGE JOURNEYMAN LEATHER GLOVE | |
| 1 | PR | 83676 | 40222 EXTRA LARGE JOURNEYMAN LEATHER GLOVE | |

# Safety Glasses



Caraz



Brazeau



Reclus



Khor



Kazbek



Dakura



Zorge G2

## Caraz—Not Polarized

| Lens Color | Frame Color/Material | STD PKG | U/M | BERCOR NUMBER | DESCRIPTION | PC-1 EACH |
|---|---|---|---|---|---|---|
| Smoke | Black Nylon | 1 | EA | 87688 | HZ116-D1 BLACK / SMOKE CARAZ SAFETY GLASSES | |

## Brazeau—Not Polarized (TXB236 is Polarized)

| Lens Color | Frame Color/Material | STD PKG | U/M | BERCOR NUMBER | DESCRIPTION | PC-1 EACH |
|---|---|---|---|---|---|---|
| Smoke | Forest Camo Nylon | 1 | EA | 87689 | XB116CF CAMO/SMOKE BRAZEAU SAFETY GLASSES | |
| Smoke | Matte Black Rubberized | 1 | EA | 87690 | TXB236 BLACK/POL SMOKE BRAZEAU SAFETY GLASSES | |
| Smoke | Gloss White Nylon | 1 | EA | 87691 | XB146 WHITE/SMOKE BRAZEAU SAFETY GLASSES | |

## Reclus—Polarized

| Lens Color | Frame Color/Material | STD PKG | U/M | BERCOR NUMBER | DESCRIPTION | PC-1 EACH |
|---|---|---|---|---|---|---|
| Silver Mirror | Gloss Black Nylon | 1 | EA | 87692 | TSR21-G15-7 BLACK/SIL MIRROR RECLUS SAFETY GLASSES | |

## Khor—Not Polarized

| Lens Color | Frame Color/Material | STD PKG | U/M | BERCOR NUMBER | DESCRIPTION | PC-1 EACH |
|---|---|---|---|---|---|---|
| Smoke | Gloss Black Nylon | 1 | EA | 87693 | SDK116 BLACK/SMOKE KHOR SAFETY GLASSES | |
| Aqua Red Mirror | Gloss Black Nylon | 1 | EA | 87694 | SDKAP119 BLK/AQUA PRECISION KHOR SAFETY GLASSES | |

## Kazbek—Polarized

| Lens Color | Frame Color/Material | STD PKG | U/M | BERCOR NUMBER | DESCRIPTION | PC-1 EACH |
|---|---|---|---|---|---|---|
| Silver Mirror | Matte Black Rubberized | 1 | EA | 87695 | TSK21-G15-7 BLACK/SIL MIRROR KAZBEK SAFETY GLASSES | |
| Aqua Blue Mirror | Matte Black Rubberized | 1 | EA | 87696 | TSKAP218 BLK/AQUA PRECISON KAZBEK SAFETY GLASSES | |

## Dakura—Polarized (SW116 not Polarized)

| Lens Color | Frame Color/Material | STD PKG | U/M | BERCOR NUMBER | DESCRIPTION | PC-1 EACH |
|---|---|---|---|---|---|---|
| Smoke | Gloss Black Nylon | 1 | EA | 87697 | SW116 BLACK/SMOKE DAKURA SAFETY GLASSES | |
| Copper | Matte Black Rubberized | 1 | EA | 87698 | TSM215 BLACK/COPPER DAKURA SAFETY GLASSES | |
| Smoke | Forest Camo Nylon | 1 | EA | 87699 | TSM216CF FOREST CAMO/SMOKE DAKURA SAFETY GLASSES | |

## Zorge G2—Not Polarized

| Lens Color | Frame Color/Material | STD PKG | U/M | BERCOR NUMBER | DESCRIPTION | PC-1 EACH |
|---|---|---|---|---|---|---|
| Clear | Gloss Black Nylon | 1 | EA | 87700 | DZ111-G2 BLACK/CLEAR ZORGE SAFETY GLASSES | |
| Yellow | Gloss Black Nylon | 1 | EA | 87701 | DZ112-G2 BLACK/YELLOW ZORGE SAFETY GLASSES | |

## Accessories

| STD PKG | U/M | BERCOR NUMBER | DESCRIPTION | PC-1 EACH |
|---|---|---|---|---|
| 1 | EA | 87702 | 9802 LENS CLEANING BAG MICROFIBER | |
| 1 | EA | 87703 | 9703 BLACK SNAP BACK CORD | |
| 1 | EA | 87704 | 9704 BLACK/GREY ROPE WITH ADJUSTABLE SLIDE | |

# Sprayers

ENERGY SAVING PRODUCTS




### Acid Blaster

This premium two gallon compression sprayer incorporates a patented acid valve and utilizes viton gaskets that are chemical resistant. There are no metal parts that contact liquid. Unit has stainless pump rod and plate. The nozzle has adjustable spray levels.




### Big Shot III

This three gallon, acid resistant sprayer incorporates viton and polypropylene parts to minimize nuisance breakdowns and leakage. The wide angle, high delivery spray head provides quick application time.




### Tommy Gun

This two quart compression sprayer is made out of high pressure impact polyethylene. Equipped with adjustable spray nozzle, the Tommy Gun is lightweight and easy to use.

| STD PKG | U/M | BERCOR NUMBER | DESCRIPTION | PC-1 EACH |
|---|---|---|---|---|
| 1 | EA | 81281 | AB10 2 GAL SPRAYER (ACID BLASTER) | |
| 1 | EA | 81282 | BS30 3 GAL SPRAYER (BIG SHOT) | |
| 1 | EA | 81280 | TG007 1/2 GAL SPRAYER (TOMMY GUN) | |
| 1 | EA | 81283 | 60T SPINDLE ASSY F/TOMMY GUN | |

# Nu-Calgon Sprayers



4300-51



4768-W3



4770-0



4771-3



4774-0




61231

### 4300-51

The Flush gun connects to the charging hose. It is equipped with a rubber flush tool and makes flushing easy.

### 4768-W3

A 24-ounce capacity sprayer. It is used for small cleaning jobs, such as window units and water coolers.

### 4770-0

The 4770-0 is constructed of high density polyethylene. It has a half gallon capacity. The nozzle is adjustable and the flow rate is controlled by a thumb lever. It comes with a 7 inch polyethylene pump.

### 4771-3

The 4771-3 is constructed of high-density polyethylene. It has a funnel top which provides for easy chemical pouring and has a 2-1/2 gallon capacity. It comes with a 10 inch polypropylene pump, handle, 12 inch tube with adjustable nozzle and a 3 foot hose.

### 4774-0

The 4774-0 features a "hose-end"sprayer that features 4 different mix ratio settings designed for coil cleaners.

Utilizes a 2-quart capacity bottle and includes a foam wand as well as quick disconnect capability.

### 61231

The Coil Mate Coil Cleaning Hose, and ideal mate with Nu-Calgon sprayers and coil cleaners in the cleaning of HVAC/R coils.

| STD PKG | U/M | BERCOR NUMBER | DESCRIPTION | PC-1 EACH |
|---|---|---|---|---|
| 1 | EA | 90197 | 4300-51 RX11 FLUSH GUN | |
| 12 | EA | 96199 | 4768-W3 PINT MULTI PURPOSE HAND SPRAYER | |
| 1 | EA | 95958 | 4770-0 1/2 GAL CAPACITY NO. 50P POLY SPRAYER | |
| 1 | EA | 95959 | 4771-3 2 GAL CAPACITY NO. 220CP POLY SPRAYER | |
| 1 | EA | 90173 | 4774-0 COIL GUN | |
| 1 | EA | 90199 | 4774-1 COIL GUN PROBE F/USE W/4774-1 | |
| 5 | EA | 90204 | 61231 50FT COIL MATE COIL CLEANING HOSE | |

## The Sidekick Condenser Cleaning Tool



- Rugged commercial quality 30 inch long American made tool.
- Precision formed and machined of thick wall aluminum tubing, with a flow control on-off valve.
- One-year warranty.
- Only tool designed and patented (U.S. #4,600,153 and Canada #1257456) specifically to clean air conditioning condensing units.
- Unique power sprayer that attaches to a regular garden hose.
- Develops over four times the cleaning power of a standard nozzle because of its 13 parallel jet streams of water.
- Delivers a powerful, accurate, but gentle flow that easily flushes line, hair, dirt, grass clippings, cottonwood fuzzies, and other impurities from the coil.

| STD PKG | U/M | BERCOR NUMBER | DESCRIPTION | PC-1 EACH |
|---|---|---|---|---|
| 1 | EA | 82282 | MA-0230 THE SIDEKICK CONDENSER CLEANING TOOL | |

## Acid Pump



Compact submersible pump designed for circulating strong acids and cleaning solutions. All parts are constructed of acid-resistant materials. Motor is protected by thermal overload that stops the pump if temperature exceeds 140° F.

| STD PKG | U/M | BERCOR NUMBER | DESCRIPTION | PC-1 EACH |
|---|---|---|---|---|
| 1 | EA | 90174 | 4603-0 31-TX1 ACID PUMP | |

## Gallo Gun Drain Cleaner




The Gallo Gun clears condensate drains with a SWOOSH! It is a lightweight 3 oz. portable tool designed to blow out drain lines instantly. Simply insert a SWOOSH CO2 cartridge into the Gallo Gun and with a press of the trigger, 800 PSI of oil free food grade air clears the line.

Each unit comes equipped with a tapered fitting to work on 3/8" drain openings. Flexible hose assembly enables you to maneuver through cabinets, coils and hard to reach drains. Cartridges are safe for the environment and recyclable. No need to carry air or nitrogen tanks. Saves time on service calls and reduces labor costs.

| STD PKG | U/M | BERCOR NUMBER | DESCRIPTION | PC-1 EACH |
|---|---|---|---|---|
| 6 | EA | 97800 | GG-1 CHARLES GALLO GUN | |
| 12 | PKG | 97801 | GGC-12 CO2 CARTRIDGES | |

## DrainKat™



The DrainKat is an over the shoulder refillable, nitrogen or CO2 mini drain cleaning kit. Featuring a small cylinder that holds 9 cubic feet of nitrogen or 2-1/2 pounds of CO2. The cylinder includes an integral mounted regulator for quick and easy adjustment of discharge pressure. Get exactly the amount of pressure you need with a quick adjustment on the regulator.

- Kit includes 87" hose and drain gun kit, CW-15 whiphose and AP-DK accessory kit.

| STD PKG | U/M | BERCOR NUMBER | DESCRIPTION | PC-1 EACH |
|---|---|---|---|---|
| 2 | EA | 97798 | MBK-6 DRAIN KAT KIT | |

# Heavy Duty Vacuum Cleaner Accessories

| STD PKG | U/M | BERCOR NUMBER | DESCRIPTION | PC-1 EACH |
|---|---|---|---|---|
| 1 | PKG | 80113 | 49-90-0305 PAPER FILTER BAGS 3/PKG | |

# 18V Wet/Dry Cordless Vacuum



- Works on all Milwaukee 18V slide-on batteries, Li-ion or NiCd
- Powerful motor to provide strong suction and air flow
- Tool box style for easy transport and storage
- On-board accessory and hose storage
- Built-in blower port
- Reusable wet/dry filter ideal for both wet and dry applications HEPA rated high efficient filter

**Voltage:** 18DC
**Material:** Wet/dry
**Capacity:** 2 gallons
**Max air flow:** 45 cu. ft./min.
**Sealed suction in water:** 32 in.
**Height:** 11.5 in.
**Width:** 19 in.
**Depth:** 8.5 in.
**Tool weight:** 9.4 lbs.
**Shipping weight:** 13.5 lbs.

| STD PKG | U/M | BERCOR NUMBER | DESCRIPTION | PC-1 EACH |
|---|---|---|---|---|
| 1 | EA | 80557 | 0880-20 18V CORDLESS VACUUM | |

# Contractor Lifts



**2210**
- 300 lb. capacity
- 10 ft. height



**783651/783652**
- 18' or 24' heights.
- 650 lb. capacity.
- Safety brake optional.
- Fork extensions are optional.
- New base design.
- New mast design.
- New hold down latching system.



**784750**
- 400 lb. lifting capacity
- 12 ft. height

| Capacity (Lbs.) | Extension (Ft.) | STD PKG | U/M | BERCOR NUMBER | DESCRIPTION | PC-1 EACH |
|---|---|---|---|---|---|---|
| 300 | 10 | 1 | EA | 80809 | 2210 LIL HOISTER LIFT | |
| 650 | 18 | 1 | EA | 80008 | 783651 18FT/650LBS 2118 CONTRACTOR LIFT | |
| 650 | 24 | 1 | EA | 80009 | 783652 24FT/650LBS 2124 CONTRACTOR LIFT | |
| 400 | 12 | 1 | EA | 80808 | 784750 12FT/400LB 2412 CONTRACTOR LIFT | |

# MA-FB2 Hub Puller

## Fan Blade Puller



Use the MA-FB2 to pull off fan blades and blower wheels. It is made of long lasting heavy steel construction. Bar top for easy gripping with a wrench. Made of hardened steel to remove fan blades with unaccessible hubs.

| STD PKG | U/M | BERCOR NUMBER | DESCRIPTION | PC-1 EACH |
|---|---|---|---|---|
| 1 | EA | 54029 | MA-FB2 HEAVY DUTY HUB PULLER | |

# M18 LED Flood Light



- Up to 8 hours of run time on a single charge
- Trueview: High definition lighting technology
- Equipped with multiple hanging options
- 5-year warranty on tool
- Limted lifetime LED warranty

| STD PKG | U/M | BERCOR NUMBER | DESCRIPTION | PC-1 EACH |
|---|---|---|---|---|
| 1 | EA | 81144 | 2361-20 M18 FLOOD LIGHT | |

# M12 Work Light



- 90-degree rotating head
- Ergonomic, compact, and lightweight design
- Integrated magnet on back
- Impact and weather resistant

### Worklight

| STD PKG | U/M | BERCOR NUMBER | DESCRIPTION | PC-1 EACH |
|---|---|---|---|---|
| 1 | EA | 81136 | 49-24-0146 M12 LED WORK LIGHT | |

### Replacement Bulbs

| For Use With | STD PKG | U/M | BERCOR NUMBER | DESCRIPTION | PC-1 EACH |
|---|---|---|---|---|---|
| M12, M18, V28 | 1 | EA | 81071 | 49-81-0020 14.4V WORK LIGHT BULB F/49-24-0145 | |
| V28 | 2 | PKG | 80978 | 49-81-0040 V28 WORK LIGHT REPL BULB 2-PACK | |
| 49-24-0145 | 6 | EA | 81073 | 49-81-0090 LED UPGRADE BULB | |

# Lights



### Headlamp

- Anti-slip silicone strap keeps lamp securely fastened to hard hat
- 45-degree tilt capability for varied beam direction
- Two modes: spot and floodlight
- (3) AAA batteries included




### Clip Light

- Rugged, durable rubber case
- Clip to shirt or pocket or mount on any magnetic surface
- Two modes: High/Low
- Water resistant
- (3) AAA batteries included



### Penlight

- Aluminum orange body with durable cushion-grip handle
- Clip attaches to pocket
- Soft-on feature for pointer type lighting, click to stay on for extended usage
- Water resistant
- (2) AAA batteries included

| STD PKG | U/M | BERCOR NUMBER | DESCRIPTION | PC-1 EACH |
|---|---|---|---|---|
| 1 | EA | 83702 | 56220 HEADLAMP | |
| 1 | EA | 83703 | 56221 CLIPLIGHT | |
| 1 | EA | 83704 | 56222 PENLIGHT | |

# MA-LINE Flashlights



MA-0620



MA-FL3



MA-FL6278



MA-FL6287

| STD PKG | U/M | BERCOR NUMBER | DESCRIPTION | PC-1 EACH |
|---|---|---|---|---|
| 1 | EA | 82262 | MA-0620 LED FLASHLIGHT | |
| 1 | EA | 82263 | MA-FL3(A) EXTENDABLE FLASHLIGHT | |
| 12 | EA | 82258 | MA-FL6278 1W LED 3W COB WORKLIGHT-MAGNETIC/EXTENDABLE | |
| 12 | EA | 82259 | MA-FL6287 1W LED 3 W COB WORKLIGHT - MAGNETIC/PIVOTING | |

# RAYOVAC® Batteries



**Alkaline Maximum™ Industrial Batteries**
Mercury and cadmium free—better for the environment.
Made in the U.S.A.

| STD PKG | U/M | BERCOR NUMBER | DESCRIPTION | PC-1 EACH |
|---|---|---|---|---|
| 12 | PKG | 81080 | 7-ALC C ALK BATTERY 6/PKG | |
| 12 | PKG | 81081 | 7-ALD D ALK BATTERY 6/PKG | |
| 12 | PKG | 81082 | 7-ALAAA AAA ALK BATTERY 8/PKG | |
| 12 | PKG | 81083 | 7-ALAA AA ALK BATTERY 8/PKG | |
| 12 | PKG | 81084 | 7-AL9V 9VOLT ALK BATTERY 6/PKG | |
| 12 | EA | 81085 | 7-6VHD 6VOLT HEAVY DUTY BATTERY | |

# Service Bulb



| STD PKG | U/M | BERCOR NUMBER | DESCRIPTION | PC-1 EACH |
|---|---|---|---|---|
| 24 | EA | 77064 | 79173 100 WATT ROUGH SVC BULB 4/PKG | |

# M12 M-Spector™ Digital Inspection Cameras

The digital inspection camera provides a crystal clear picture of tough to reach places such as inside pipes and drains, equipment and behind walls. With picture, audio and video capabilities, professionals can now inspect and document issues, download the information to their computer and send visual confirmation to a customer or supervisor for review. Optimal image quality and control is achieved via an exclusive Image Zoom feature and LED brightness control. Equipped with a durable, detachable, water-tight flexible cable and a small camera head, the Digital Inspection Camera fits through holes as small a 3/4" and gets into, under and around tight spaces.



2311-21

### 2311-21

- Includes
- 12 V Lithium Ion Battery
- 12 V Charger
- Carrying Case
- Expandable, flexible camera cable
- USB Cable
- 2 GB Memory Card

**Features**

- Integrated microphone and speaker
- LCD Display: 3.5”
- Camera Head Diameter: 0.7” (17mm)
- Adjustable Image Zoom: 4X
- LED Brightness: 4X
- Display Resolution: 320 x 240
- Auto Shut-Off Feature
- Run Time: 12 Hours
- Shipping Weight: 7.26 lbs



2313-21

### 2313-21

- Includes
- M12 Red Lithium Battery
- 30 minute charger
- Carrying case
- Hook, magnet and mirror attachments

**Features**

- LCD Display: 2.7" high-resolution color
- Image Sensor Pixel Density: 640 x 480
- Camera Head Diameter: .35" (9mm)
- LED Brightness: 4 LEDs, 5 settings
- Display Resolution: 320 x 240
- Shipping Weight: 5.7 lbs.

| STD PKG | U/M | BERCOR NUMBER | DESCRIPTION | PC-1 EACH |
|---|---|---|---|---|
| 1 | EA | 81019 | 2311-21 M12 CORDLESS MULTIMEDIA CAMERA KIT | |
| 1 | EA | 81127 | 2313-21 M12 M-SPECTOR 360 CAMERA | |

# Borescope Inspection Camera



- Features a durable camera snake, high resolution screen, mirror image and adjustable LED worklight.
- Dustproof and waterproof camera
- Includes: Borescope, 17mm gooseneck camera, rechargeable lithium ion battery, mirror camera attachment, hook camera attachment, magnet camera attachment, USB data adapter/charger, USB power adapter/charger.

| STD PKG | U/M | BERCOR NUMBER | DESCRIPTION | PC-1 EACH |
|---|---|---|---|---|
| 1 | EA | 83710 | ET510 BORESCOPE CAMERA | |

## M12 Job Site Wireless Speaker



- Bluetooth connectivity with portable electronic devices up to 300 feet away
- Premuium speaker with integrated Bass Port delivers loud, clear sound at all volu
- 1-year warranty

| STD PKG | U/M | BERCOR NUMBER | DESCRIPTION | PC-1 EACH |
|---|---|---|---|---|
| 1 | EA | 81143 | 2592-20 M12 WIRELESS JOB SITE SPEAKER | |

## M18 Jobsite Radio/Charger



This jobsite radio/charger features a Bluetooth receiver, a port for charging M18 batteries, and a USB port for fast charging of most portable electronic devices.

- Includes a 16" auxiliary input cord and 2 AAA batteries
- Modes: FM/AM, Aux, Bluetooth
- 1-year warranty

| STD PKG | U/M | BERCOR NUMBER | DESCRIPTION | PC-1 EACH |
|---|---|---|---|---|
| 1 | EA | 81177 | 2792-20 M18 JOB SITE RADIO / CHARGER | |

# M12 Heated Jackets


2171


2173


2369


2381


2393


2399

### 2171, 2173, 2395, and 2399 Include

- Jacket or Vest
- M12 Red Lithium 2.0 compact battery pack (48-11-2420)
- M12 Battery holder with 2.1A USB charger

### 2369, 2381, and 2393 Include

- Hoodie or jacket
- M12 Red Lithium Battery (48-11-2401)
- M12 Lithium-ion Battery charger (48-59-2401)
- Battery holder

| STD PKG | U/M | BERCOR NUMBER | DESCRIPTION | PC-1 EACH |
|---|---|---|---|---|
| 1 | EA | 81204 | 2171-L M12 LARGE BLACK HEATED JACKET KIT 3-IN-1 RIPSTOP | |
| 1 | EA | 81205 | 2171-XL M12 XL BLACK HEATED JACKET KIT 3-IN-1 RIPSTOP | |
| 1 | EA | 81206 | 2171-2X M12 XXL BLACK HEATED JACKET KIT 3-IN-1 RIPSTOP | |
| 1 | EA | 81207 | 2173-L M12 LARGE BLACK HEATED VEST KIT RIPSTOP | |
| 1 | EA | 81208 | 2173-XL M12 XL BLACK HEATED VEST KIT RIPSTOP | |
| 1 | EA | 81209 | 2173-2X M12 XXL BLACK HEATED VEST KIT RIPSTOP | |
| 1 | EA | 81189 | 2369-L M12 LARGE GREY HEATED HOODIE KIT | |
| 1 | EA | 81190 | 2369-XL M12 XL GREY HEATED HOODIE KIT | |
| 1 | EA | 81191 | 2369-2X M12 XXL GREY HEATED HOODIE KIT | |
| 1 | EA | 81192 | 2381-L M12 LARGE BLACK HEATED HOODIE KIT | |
| 1 | EA | 81193 | 2381-XL M12 XL BLACK HEATED HOODIE KIT | |
| 1 | EA | 81194 | 2381-2X M12 XXL BLACK HEATED HOODIE KIT | |
| 1 | EA | 81195 | 2395-L M12 LARGE BLACK HEATED JACKET KIT | |
| 1 | EA | 81196 | 2395-XL M12 XL BLACK HEATED JACKET KIT | |
| 1 | EA | 81197 | 2395-2X M12 XXL BLACK HEATED JACKET KIT | |
| 1 | EA | 81198 | 2393-L M12 LARGE CAMO HEATED JACKET KIT "REALTREE XTRA" | |
| 1 | EA | 81199 | 2393-XL M12 XL CAMO HEATED JACKET KIT "REALTREE XTRA" | |
| 1 | EA | 81200 | 2393-2X M12 XXL CAMO HEATED JACKET KIT "REALTREE XTRA" | |
| 1 | EA | 81201 | 2399-M M12 MEDIUM WOMENS HEATED JACKET KIT | |
| 1 | EA | 81202 | 2399-L M12 LARGE WOMENS HEATED JACKET KIT | |
| 1 | EA | 81203 | 2399-XL M12 XL WOMENS HEATED JACKET KIT | |

10242..... 1-1
10243..... 1-1
10244..... 1-1
10245..... 1-1
10246..... 1-1
10247..... 1-1
10248..... 1-1
10261..... 1-1
10262..... 1-1
10263..... 1-1
10264..... 1-1
10265..... 1-1
10266..... 1-1
10268..... 1-1
10269..... 1-1
10270..... 1-1
10271..... 1-1
10272..... 1-1
10281..... 1-1
10282..... 1-1
10283..... 1-1
10284..... 1-1
10293..... 1-1
10303..... 1-1
10304..... 1-1
10305..... 1-1
10306..... 1-1
10307..... 1-1
10308..... 1-1
10309..... 1-1
10310..... 1-1
10311..... 1-1
10315..... 1-9
10316..... 1-9
10317..... 1-9
10318..... 1-9
10319..... 1-9
10320..... 1-9
10321..... 1-9
10322..... 1-9
10323..... 1-9
10345..... 1-10
10346..... 1-10
10423..... 1-2
10424..... 1-2
10425..... 1-2
10428..... 1-2
10429..... 1-2
10430..... 1-2
10511..... 1-9
10512..... 1-9
10513..... 1-9
10522..... 1-10
10523..... 1-10
10524..... 1-10
10525..... 1-10
10526..... 1-10
10527..... 1-10
10528..... 1-10
10529..... 1-10
10530..... 1-10
10553..... 1-10
10554..... 1-10
10555..... 1-10
10556..... 1-10
10557..... 1-10
10558..... 1-10
10559..... 1-10
10569..... 1-16
10573..... 1-16
10589..... 1-30
10590..... 1-30
10591..... 1-30
10592..... 1-30
10593..... 1-30
10594..... 1-30
10595..... 10-46
10599..... 1-30
10602..... 1-30
10603..... 1-30
10604..... 1-30
10615..... 1-30
10616..... 1-30
10618..... 1-30
10619..... 1-30
10620..... 1-30
10624..... 1-16
10625..... 1-16
10626..... 1-16
10627..... 1-16
10628..... 1-16
10631..... 1-16
10648..... 1-16
10652..... 1-16
10654..... 1-16
10656..... 1-16
10657..... 1-16
10658..... 1-16
10659..... 1-16
10660..... 1-16
10661..... 1-16
10662..... 1-16
10666..... 1-42
10668..... 1-16
10670..... 3-14
10671..... 3-14
10672..... 3-14
10674..... 3-14
10678..... 3-14
10684..... 1-42
10687..... 1-42
10691..... 1-2
10695..... 1-2
10696..... 1-2
10697..... 1-2
10698..... 1-2
10699..... 1-2
10700..... 1-2
10724..... 1-2
10725..... 1-2
10726..... 1-2
10727..... 1-2
10728..... 1-2
10729..... 1-2
10736..... 1-2
10737..... 1-2
10738..... 1-2
10739..... 1-2
10740..... 1-2
10741..... 1-2, 8-250
10742..... 1-2
10743..... 1-2
10747..... 1-2
10759..... 1-2
10760..... 1-2
10769..... 1-2
10770..... 1-2
10777..... 1-42
10795..... 3-14
10796..... 1-42
10808..... 3-14
10824..... 1-9
10825..... 1-9
10826..... 1-9
10827..... 1-9
10828..... 1-9
10829..... 1-9
10830..... 1-9
10831..... 1-9
10832..... 1-9
10852..... 1-10
10853..... 1-10
10854..... 1-10
10855..... 1-10
10856..... 1-10
10857..... 1-10
10858..... 1-10
10859..... 1-10
10860..... 1-10
10861..... 1-10
10862..... 1-10
10880..... 1-10
10881..... 1-10
10882..... 1-10
10883..... 1-10
10884..... 1-10
10893..... 1-10
10894..... 1-10
10895..... 1-10
10896..... 1-10
10897..... 1-10
10898..... 1-10
10899..... 1-10
10940..... 1-4
10941..... 1-4
10942..... 1-4
10943..... 1-4
10944..... 1-4
10945..... 1-4
10946..... 1-4
10948..... 1-4
10949..... 1-4
10958..... 1-4
10959..... 1-4
10960..... 1-4
10961..... 1-4
10962..... 1-4
10963..... 1-4
10964..... 1-4
10965..... 1-4
10966..... 1-4
10967..... 1-4
10968..... 1-4
10969..... 1-4
10979..... 1-4
10980..... 1-4
10981..... 1-4
10982..... 1-4
10987..... 1-4
10999..... 1-4
11000..... 1-4
11001..... 1-4
11003..... 1-4
11004..... 1-4
11005..... 1-4
11006..... 1-4, 8-250
11007..... 1-4
11008..... 1-4
11074..... 1-5
11075..... 1-5
11076..... 1-5
11096..... 1-5
11099..... 1-5
11100..... 1-5
11101..... 1-5
11102..... 1-5
11132..... 1-5
11133..... 1-5
11135..... 1-5
11136..... 1-5
11138..... 1-5
11150..... 1-2
11194..... 1-5
11195..... 1-5
11196..... 1-5
11197..... 1-5
11198..... 1-5
11205..... 1-6
11211..... 1-6
11212..... 1-6
11213..... 1-6
11214..... 1-6
11215..... 1-6
11216..... 1-6
11217..... 1-6
11218..... 1-6
11219..... 1-6
11220..... 1-6
11222..... 1-6
11223..... 1-6
11224..... 1-6
11225..... 1-6
11226..... 1-6
11228..... 1-6
11229..... 1-6
11230..... 1-6
11231..... 1-6, 8-250
11232..... 1-6
11233..... 1-6
11234..... 1-6
11253..... 1-7
11254..... 1-7
11255..... 1-7
11256..... 1-7
11257..... 1-7
11258..... 1-7
11259..... 1-7, 8-250
11260..... 1-7
11261..... 1-7
11262..... 1-7
11263..... 1-7
11264..... 1-7
11273..... 1-7
11274..... 1-7
11275..... 1-7
11276..... 1-7
11277..... 1-7
11278..... 1-7
11279..... 1-7
11280..... 1-7
11281..... 1-7
11282..... 1-7
11283..... 1-7
11284..... 1-7
11300..... 1-19
11301..... 1-19
11302..... 1-19
11303..... 1-19
11306..... 1-19
11307..... 1-19
11315..... 1-7
11317..... 1-7
11318..... 1-7
11319..... 1-7
11340..... 1-18, 8-2, 8-3, 8-8, 8-9, 8-10, 8-11, 8-12, 8-13, 8-14, 8-15, 8-16, 8-17
11341..... 1-18, 8-2, 8-3, 8-4, 8-5, 8-8, 8-9, 8-10, 8-11, 8-12, 8-13, 8-14, 8-15, 8-16, 8-17
11342..... 1-18, 8-2, 8-3, 8-4, 8-5, 8-8, 8-9, 8-10, 8-11, 8-12, 8-13, 8-14, 8-15, 8-16, 8-17
11343..... 1-18, 8-2, 8-3, 8-4, 8-5, 8-8, 8-9, 8-10, 8-11, 8-12, 8-13, 8-14, 8-16, 8-17

11348..... 1-18, 8-3, 8-4, 8-5
11349..... 1-18, 8-3, 8-4, 8-5
11350..... 1-18, 8-3, 8-4, 8-5
11360..... 1-8
11361..... 1-8
11362..... 1-8
11363..... 1-8
11364..... 1-8
11365..... 1-8
11367..... 1-8
11368..... 1-8
11369..... 1-8
11370..... 1-8
11371..... 1-8
11372..... 1-8
11373..... 1-8
11375..... 1-8
11376..... 1-8
11377..... 1-8
11378..... 1-8
11379..... 1-8
11380..... 1-8
11381..... 1-8
11382..... 1-8
11383..... 1-8
11384..... 1-8
11385..... 1-8
11387..... 1-8
11500..... 1-8
11501..... 1-8
11502..... 1-8
11503..... 1-8
11504..... 1-8
11505..... 1-8
11506..... 1-8
11507..... 1-8
11508..... 1-8
11509..... 1-8
11511..... 1-8
11512..... 1-8
11513..... 1-8
11515..... 1-8
11516..... 1-8
11517..... 1-8
11519..... 1-8
11520..... 1-8
11521..... 1-8
11522..... 1-8
11525..... 1-8
11527..... 1-8
11528..... 1-8
11576..... 3-26
11581..... 3-26
11582..... 3-26
11583..... 3-26
11584..... 3-26
11585..... 3-26
11590..... 3-26
11591..... 3-26
11592..... 3-26
11593..... 3-26
11594..... 3-26
11599..... 3-26
11611..... 1-22
11612..... 1-22
11613..... 1-22
11614..... 1-22
11615..... 1-22
11616..... 1-22
11617..... 1-22
11618..... 1-22
11619..... 1-22
11620..... 1-22
11621..... 1-22
11640..... 1-22
11641..... 1-22
11642..... 1-22
11643..... 1-22
11644..... 1-22
11645..... 1-22
11646..... 1-22
11647..... 1-22
11648..... 1-22
11649..... 1-22
11650..... 1-22
11651..... 1-22
11685..... 1-18
11686..... 1-18
11688..... 1-18
11689..... 1-18
11697..... 3-26
11698..... 3-26
11708..... 1-24
11709..... 1-24
11710..... 1-24
11711..... 1-24
11712..... 1-24
11713..... 1-24
11714..... 1-24
11715..... 1-24
11716..... 1-24
11717..... 1-24
11718..... 1-24
11720..... 1-24
11721..... 1-24
11724..... 1-24
11725..... 1-24
11726..... 1-24
11728..... 1-24
11733..... 1-24
11734..... 1-24
11735..... 1-24
11776..... 1-29
11777..... 1-29
11778..... 1-29
11779..... 1-29
11782..... 1-29
11783..... 1-29
11795..... 1-29
11802..... 1-29
11803..... 1-29
11804..... 1-29
11805..... 1-29
11806..... 1-29
11807..... 1-29
11808..... 1-29
11809..... 1-29
11813..... 1-11
11814..... 1-11
11831..... 1-11
11833..... 1-11
11835..... 1-11
11837..... 1-11
11840..... 1-11
11841..... 1-11
11842..... 1-11
11843..... 1-11
11844..... 1-11
11845..... 1-11
11846..... 1-11
11847..... 1-11
11848..... 1-11
11849..... 1-11
11850..... 1-11
11855..... 1-11
11856..... 1-11
11857..... 1-11
11858..... 1-11
11859..... 1-11
11860..... 1-11
11861..... 1-11
11862..... 1-11
11863..... 1-11
11866..... 1-11
11868..... 1-11
11869..... 1-11
11870..... 1-11
11871..... 1-11
11873..... 1-12
11874..... 1-12
11875..... 1-12
11876..... 1-12
11877..... 1-12
11885..... 1-12
11886..... 1-12
11887..... 1-12
11904..... 1-24
11905..... 1-24
11906..... 1-24
11907..... 1-24
11908..... 1-24
11909..... 1-24
11910..... 1-24
11911..... 1-24
11912..... 1-24
11913..... 1-24
11914..... 1-24
11943..... 1-13
11944..... 1-13
11948..... 1-13
11952..... 1-13
11953..... 1-13
11958..... 1-13
11959..... 1-13
11964..... 1-13
11965..... 1-13
11966..... 1-13
11973..... 1-13
11980..... 1-13
11982..... 1-13
12003..... 1-12
12004..... 1-12
12006..... 1-12
12010..... 1-12
12012..... 1-12
12013..... 1-12
12014..... 1-12
12041..... 1-12
12042..... 1-12
12043..... 1-12
12044..... 1-12
12045..... 1-12
12046..... 1-12
12047..... 1-12
12048..... 1-12
12053..... 1-12
12054..... 1-12
12075..... 1-15
12076..... 1-15
12077..... 1-15
12078..... 1-15
12079..... 1-15
12080..... 1-15
12081..... 1-15
12082..... 1-15
12083..... 1-15
12084..... 1-15
12085..... 1-15
12086..... 1-15
12087..... 1-15
12088..... 1-15
12089..... 1-15
12091..... 1-15
12094..... 1-15, 1-30
12099..... 1-15, 1-30
12101..... 1-15, 1-30
12102..... 1-15, 1-30
12103..... 1-15, 1-30
12106..... 1-15
12107..... 1-15
12108..... 1-15
12109..... 1-15
12110..... 1-15
12111..... 1-15
12112..... 1-15
12113..... 1-15
12114..... 1-15
12115..... 1-15
12116..... 1-15
12117..... 1-15
12119..... 1-16
12120..... 1-16
12121..... 1-17
12122..... 1-17
12123..... 1-17
12124..... 1-17
12125..... 1-17
12126..... 1-17
12127..... 1-17
12146..... 1-17
12178..... 1-21
12183..... 1-21
12188..... 1-21
12194..... 1-21
12207..... 1-21
12210..... 1-21
12211..... 1-21
12218..... 1-21
12224..... 1-21
12235..... 1-21
12236..... 1-21
12239..... 1-21
12241..... 1-21
12243..... 1-24
12244..... 1-24
12245..... 1-24
12253..... 1-21
12257..... 1-21
12260..... 1-21
12283..... 1-24
12285..... 1-24
12286..... 1-21
12288..... 1-24
12292..... 1-24
12294..... 1-24
12295..... 1-21
12297..... 1-21
12298..... 1-21
12299..... 1-21
12300..... 1-21
12386..... 1-31
12387..... 1-31
12404..... 1-31
12407..... 1-31
12410..... 1-31
12412..... 1-31
12413..... 1-31
12415..... 1-31
12416..... 1-31
12418..... 1-31
12447..... 1-31
12448..... 1-31
12452..... 1-31
12453..... 1-31
12454..... 1-31
12457..... 1-31
12458..... 1-31
12462..... 1-31
12463..... 1-31
12464..... 1-31

12473..... 1-31
12474..... 1-31
12478..... 1-31
12484..... 1-31
12485..... 1-31
12486..... 1-31
12509..... 1-32
12510..... 1-32
12511..... 1-32
12512..... 1-32
12516..... 1-32
12517..... 1-32
12522..... 1-32
12524..... 1-32
12534..... 1-32
12535..... 1-32
12539..... 1-32
12540..... 1-32
12544..... 1-32
12548..... 1-32
12560..... 1-32
12561..... 1-32
12563..... 1-32
12565..... 1-32
12571..... 1-32
12572..... 1-32
12577..... 1-32
12704..... 1-29
12705..... 1-29
12709..... 1-26
12710..... 1-26
12711..... 1-26
12717..... 1-26
12719..... 1-26
12720..... 1-26
12727..... 1-26
12729..... 1-26
12735..... 1-26
12736..... 1-26
12738..... 1-26
12740..... 1-26
12741..... 1-26
12746..... 1-26
12748..... 1-26
12750..... 1-26
12756..... 1-26
12758..... 1-26
12759..... 1-26
12766..... 1-26
12767..... 1-26
12768..... 1-26
12769..... 1-26
12770..... 1-26
12771..... 1-26
12773..... 1-26
12774..... 1-26
12775..... 1-26
12787..... 1-27
12788..... 1-27
12797..... 1-27
12807..... 1-27
12839..... 1-27
12841..... 1-27
12846..... 1-27
12847..... 1-27
12848..... 1-27
12849..... 1-29
12850..... 1-29
12857..... 1-27
12859..... 1-27
12865..... 1-27
12866..... 1-27
12867..... 1-27
12870..... 1-27
12876..... 1-27
12878..... 1-27
12879..... 1-27
12886..... 1-27
12888..... 1-27
12890..... 1-27
12893..... 1-27
12895..... 1-27
12896..... 1-27
12902..... 1-27
12908..... 1-27
12927..... 1-27
12961..... 1-27
12963..... 1-29
12964..... 1-29
12967..... 1-27
12968..... 1-27
12969..... 1-27
12977..... 1-27
12979..... 1-27
12985..... 1-27
12986..... 1-27
12987..... 1-27
12988..... 1-27
12991..... 1-27
12993..... 1-27
12996..... 1-27
12998..... 1-27
12999..... 1-27
13002..... 1-27
13003..... 1-27
13004..... 1-27
13005..... 1-27
13006..... 1-27
13008..... 1-27
13009..... 1-27
13012..... 1-27
13015..... 1-27
13016..... 1-27
13017..... 1-27
13018..... 1-27
13021..... 1-27
13023..... 1-27
13037..... 1-28
13038..... 1-28
13040..... 1-28
13048..... 1-28
13049..... 1-28
13050..... 1-28
13051..... 1-28
13052..... 1-28
13053..... 1-28
13055..... 1-28
13060..... 1-28
13091..... 1-3
13092..... 1-3
13093..... 1-3
13120..... 1-28
13121..... 1-28
13128..... 1-3
13129..... 1-3
13130..... 1-3
13131..... 1-3
13132..... 1-3
13134..... 1-3
13135..... 1-3
13136..... 1-3
13138..... 1-3
13144..... 1-11
13145..... 1-11
13146..... 1-11
13147..... 1-11
13148..... 1-11
13149..... 1-11
13150..... 1-11
13151..... 1-11
13152..... 1-11
13153..... 1-11
13159..... 1-2
13172..... 1-50
13174..... 1-50
13193..... 1-33
13194..... 1-33
13195..... 1-34
13201..... 1-33
13202..... 1-34
13207..... 1-33
13208..... 1-34
13209..... 1-34
13210..... 1-33
13211..... 1-34
13215..... 1-33
13216..... 1-33
13218..... 1-33
13220..... 1-34
13222..... 1-34
13223..... 1-34
13224..... 1-34
13228..... 1-33
13229..... 1-33
13232..... 1-34
13233..... 1-34
13234..... 1-34
13244..... 1-34
13249..... 1-33
13253..... 1-34
13254..... 1-33
13259..... 1-33
13268..... 1-50
13269..... 1-50
13270..... 1-50
13271..... 1-50
13272..... 1-50
13274..... 1-50
13287..... 1-50
13288..... 1-50
13306..... 1-33
13311..... 1-34
13314..... 1-34
13341..... 1-33
13342..... 1-34
13343..... 1-34
13346..... 1-33
13347..... 1-34
13348..... 1-34
13351..... 1-33
13352..... 1-34
13353..... 1-34
13356..... 1-33
13357..... 1-34
13378..... 1-43
13379..... 1-43
13380..... 4-55, 4-80
13381..... 4-55, 4-80
13383..... 10-108
13384..... 1-43
13385..... 4-55, 4-80
13386..... 1-43
13387..... 1-43
13389..... 4-80
13390..... 4-80
13392..... 1-43
13393..... 1-43
13394..... 1-43
13395..... 1-43
13403..... 1-35
13405..... 1-35
13407..... 1-35
13408..... 1-35
13409..... 1-35
13410..... 1-35
13411..... 1-35
13451..... 1-1
13470..... 1-4
13471..... 1-4
13503..... 1-35
13505..... 1-35
13507..... 1-35
13508..... 1-35
13509..... 1-35
13510..... 1-35
13511..... 1-35
13524..... 1-35
13526..... 1-35
13528..... 1-35
13529..... 1-35
13530..... 1-35
13531..... 1-35
13532..... 1-35
13545..... 1-36
13547..... 1-36
13549..... 1-36
13550..... 1-36
13551..... 1-36
13552..... 1-36
13553..... 1-36
13590..... 1-23
13592..... 1-23
13593..... 1-23
13594..... 1-23
13596..... 1-23
13597..... 1-23
13598..... 1-23
13599..... 1-23
13600..... 1-23
13603..... 1-23
13612..... 1-23
13613..... 1-23
13614..... 1-23
13616..... 1-23
13630..... 2-10
13631..... 2-10
13635..... 2-6
13638..... 2-10
13640..... 2-9
13642..... 2-9
13643..... 2-9
13648..... 2-9
13649..... 2-9
13650..... 2-9
13651..... 2-9
13652..... 2-9
13657..... 1-36
13662..... 1-36
13669..... 1-36
13674..... 1-36
13677..... 1-36
13680..... 1-36
13695..... 1-36
13696..... 1-36
13697..... 1-36
13698..... 1-36
13699..... 1-36
13700..... 1-36
13701..... 1-36
13704..... 1-36
13705..... 1-36
13718..... 1-36
13725..... 1-36
13728..... 1-36
13732..... 1-36
13736..... 1-36
13740..... 1-36
13782..... 1-35
13784..... 1-35
13786..... 1-35

13787..... 1-35
13788..... 1-35
13789..... 1-35
13860..... 1-36
13862..... 1-36
13865..... 1-36
13901..... 1-35
14023..... 1-36
14040..... 1-28
14041..... 1-28
14042..... 1-28
14043..... 1-28
14044..... 1-28
14045..... 1-28
14361..... 1-26
14362..... 1-26
14364..... 1-26
14368..... 1-26
14370..... 1-26
14381..... 1-27
14401..... 1-27
14403..... 1-27
14716..... 1-36
14718..... 1-36
14720..... 1-36
14721..... 1-36
14722..... 1-36
14723..... 1-36
14724..... 1-36
14736..... 1-36
14738..... 1-36
14740..... 1-36
14741..... 1-36
14742..... 1-36
14743..... 1-36
14744..... 1-36
15008..... 1-5
15011..... 1-5
15012..... 1-5
15016..... 1-5
15023..... 1-5
15027..... 1-5
15028..... 1-5
15040..... 1-6
15045..... 1-6
15047..... 1-6
15052..... 1-6
15136..... 1-6
15146..... 1-6
15228..... 1-6
15233..... 1-6
15234..... 1-6
15235..... 1-6
15239..... 1-6
15240..... 1-6
15241..... 1-6
15242..... 1-6
15248..... 1-6
15257..... 1-6
15261..... 1-6
15263..... 1-6
15272..... 1-6
15406..... 1-8
15408..... 1-8
15414..... 1-8
15425..... 1-8
15426..... 1-8
15662..... 1-2
15700..... 1-2
15703..... 1-12
15705..... 1-12
15706..... 1-12
15707..... 1-12
15708..... 1-12
15709..... 1-12
15710..... 1-12
15711..... 1-12
15713..... 1-12
15715..... 1-12
15717..... 1-12
15719..... 1-12
15720..... 1-12
15721..... 1-12
15722..... 1-12
15723..... 1-12
15724..... 1-12
15725..... 1-12
15726..... 1-12
15727..... 1-12
15728..... 1-12
15729..... 1-12
15731..... 1-12
15739..... 1-13
15741..... 1-13
15743..... 1-13
15745..... 1-13
15747..... 1-13
15749..... 1-13
15751..... 1-13
15753..... 1-13
15755..... 1-13
15756..... 1-13
15757..... 1-13
15758..... 1-13
15760..... 1-13
15761..... 1-13
15762..... 1-13
15763..... 1-13
15764..... 1-13
15765..... 1-13
15766..... 1-13
15767..... 1-13
15768..... 1-13
15769..... 1-13
15771..... 1-13
15774..... 1-14
15776..... 1-14
15778..... 1-14
15780..... 1-14
15782..... 1-14
15784..... 1-14
15786..... 1-14
15788..... 1-14
15790..... 1-14
15791..... 1-14
15793..... 1-14
15794..... 1-14
15795..... 1-14
15797..... 1-14
15798..... 1-14
15799..... 1-14
15800..... 1-14
15801..... 1-14
15802..... 1-14
15803..... 1-14
15805..... 1-14
15806..... 1-14
15807..... 1-14
15808..... 1-14
15809..... 1-14
15810..... 1-14
15811..... 1-14
15814..... 1-14
15816..... 1-14
15817..... 1-14
15818..... 1-14
15819..... 1-14
15820..... 1-14
15821..... 1-14
15822..... 1-14
15824..... 1-14
15826..... 1-14
15828..... 1-14
15830..... 1-14
15831..... 1-14
15832..... 1-14
15833..... 1-14
15834..... 1-14
15852..... 1-42
16022..... 1-17
16023..... 1-17
16024..... 1-17
16026..... 1-17
16032..... 1-17
16033..... 1-17
16034..... 1-17
16036..... 1-17
16060..... 3-14
16070..... 1-17
16071..... 1-17
16072..... 1-17
16073..... 1-17
16074..... 1-17
16075..... 1-17
16076..... 1-17
16077..... 1-17
16078..... 1-17
16079..... 1-17
16080..... 1-17
16081..... 1-17
16278..... 1-30
16279..... 1-30
16280..... 1-30
16281..... 1-30
16282..... 1-30
16283..... 1-30
16553..... 4-60
16556..... 4-60, 8-228
16580..... 4-64
16581..... 4-64
16582..... 4-64
16583..... 4-64
16584..... 4-64
16601..... 1-23
16602..... 1-23
16603..... 1-23
16604..... 1-23
16605..... 1-23
16606..... 1-23
16607..... 1-23
16608..... 1-23
16609..... 1-23
16610..... 1-23
16611..... 1-23
16615..... 1-23
16616..... 1-23
16617..... 1-23
16618..... 1-23
16619..... 1-23
16620..... 1-23
16621..... 1-23
16622..... 1-23
16623..... 1-23
16624..... 1-23
16625..... 1-23
16700..... 1-28
16701..... 1-28
16704..... 1-28
16708..... 1-28
16709..... 1-28
16729..... 1-28
16730..... 1-28
16731..... 1-28
16734..... 1-28
16736..... 1-28
16738..... 1-28
16739..... 1-28
17070..... 1-35
17071..... 1-35
17084..... 1-35
17086..... 1-35
17088..... 1-35
17089..... 1-35
17090..... 1-35
20179..... 4-61
20181..... 4-61
21047..... 1-46
21205..... 1-22
21207..... 1-22
21209..... 1-22
21210..... 1-22
21218..... 1-22
21219..... 1-22
21220..... 1-22
21221..... 1-22
21222..... 1-22
21224..... 1-22
21225..... 1-22
21226..... 1-22
21227..... 1-22
21228..... 1-22
21234..... 1-22
21236..... 1-22
21238..... 1-22
21240..... 1-22
21241..... 1-22
21242..... 1-22
21243..... 1-22
21274..... 1-25
21275..... 1-25
21276..... 1-25
21278..... 1-25
21286..... 1-25
21287..... 1-25
21288..... 1-25
21290..... 1-25
21298..... 1-25
21299..... 1-25
21300..... 1-25
21302..... 1-25
21310..... 1-25
21311..... 1-25
21312..... 1-25
21314..... 1-25
21391..... 4-85
21502..... 1-20
21507..... 1-20
21509..... 1-20
21514..... 1-20
21516..... 1-20
21519..... 1-20
21520..... 1-20
22376..... 1-19
22495..... 2-12
22496..... 2-13
22497..... 2-13
22498..... 2-13
22499..... 2-13
22500..... 2-13
22501..... 2-12
22502..... 2-13
22503..... 2-13
22504..... 2-13
22506..... 2-13
22507..... 2-12
22509..... 2-13
22510..... 2-13
22511..... 2-13
22512..... 2-13
22570..... 4-9

22571..... 4-9
22573..... 4-9
22574..... 4-9
22591..... 4-10
22592..... 4-10
22593..... 4-10
22594..... 4-10
22595..... 4-10
22597..... 4-10
22598..... 4-10
22815..... 4-59
22816..... 4-59
22819..... 4-59
22939..... 4-10
22941..... 4-10
23101..... 4-9
23102..... 4-9
23103..... 4-9
23104..... 4-9
23105..... 4-9
23107..... 4-9
23108..... 4-9
23109..... 4-9
23204..... 8-19
23205..... 8-19
23206..... 8-19
23207..... 8-19
23211..... 8-19
23212..... 8-19
23213..... 8-19
23214..... 8-19
23215..... 8-19
23216..... 8-19
23222..... 1-47
23223..... 1-47
23224..... 1-47
23225..... 1-47
23226..... 1-47
23227..... 1-47
23228..... 1-47
23229..... 1-47
23230..... 1-47
23232..... 1-47
23246..... 1-47
23248..... 1-47
23249..... 1-47
23250..... 1-47
23251..... 1-47
23252..... 1-47
23253..... 1-47
23254..... 1-47
23257..... 1-47
23270..... 1-47
23272..... 1-47
23275..... 1-48
23282..... 1-48
23287..... 1-48
23288..... 1-48
23292..... 1-48
23299..... 1-48
23300..... 1-48
23301..... 1-48
23306..... 1-48
23313..... 1-48
23314..... 1-48
23318..... 1-48
23321..... 1-48
23323..... 1-48
23325..... 1-48
23346..... 1-49
23347..... 1-49
23348..... 1-49
23350..... 1-49
23351..... 1-49
23352..... 1-49
23354..... 1-49
23374..... 1-49
23398..... 1-47
23400..... 1-47
23401..... 1-47
23402..... 1-47
23413..... 1-49
23416..... 1-49
23425..... 1-49
23427..... 1-49
23441..... 1-49
23442..... 1-49
23444..... 1-49
23445..... 1-49
23446..... 1-49
23447..... 1-49
23448..... 1-49
23449..... 1-49
23450..... 1-49
23451..... 1-49
23452..... 1-49
23453..... 1-49
23467..... 1-47
23468..... 1-47
23469..... 1-47
23475..... 1-47
23476..... 1-47
23477..... 1-47
23479..... 1-47
23486..... 1-46
23487..... 1-46
23489..... 1-46
23492..... 1-46
23502..... 1-46
23503..... 1-46
23505..... 1-46
23514..... 1-46
23517..... 1-46
23521..... 1-46
23522..... 1-46
23529..... 1-46
23530..... 1-46
23531..... 1-46
23532..... 1-46
23535..... 1-46
23536..... 1-46
23537..... 1-46
23538..... 1-46
23544..... 1-46
23549..... 1-46
23550..... 1-46
23552..... 1-46
23554..... 1-46
23558..... 1-46
23562..... 1-46
23564..... 1-46
23572..... 1-45
23573..... 1-45
23574..... 1-45
23575..... 1-45
23576..... 1-45
23578..... 1-45
23579..... 1-45
23580..... 1-45
23581..... 1-45
23582..... 1-45
23586..... 1-45
23598..... 1-44
23601..... 1-44
23608..... 1-46
23623..... 1-20
23625..... 1-50
23626..... 1-50
23633..... 1-46
23642..... 1-20
23644..... 1-20
23645..... 1-20
23652..... 1-20
23655..... 1-20
23665..... 1-20
23666..... 1-20
23673..... 1-20
23750..... 4-7
23751..... 4-7
23752..... 4-7
23753..... 4-7
24020..... 4-6
24021..... 4-6
24022..... 4-6
24023..... 4-6
24024..... 4-6
24025..... 4-6
24026..... 4-6
24027..... 4-6
24028..... 4-6
24032..... 4-6
24033..... 4-6
24034..... 4-6
24050..... 4-6
24052..... 4-6
24054..... 4-6
24055..... 4-6
24058..... 4-6
24059..... 4-6
24060..... 4-6
24065..... 4-6
24070..... 4-6
24071..... 4-6
24072..... 4-6
24080..... 4-6
24082..... 4-6
24083..... 4-6
24087..... 4-6
24088..... 4-6
24093..... 4-6
24098..... 4-6
24099..... 4-6
24100..... 4-6
24723..... 1-45
24724..... 1-45
24754..... 1-45
24766..... 1-45
24767..... 1-45
24793..... 1-45
24794..... 1-45
24820..... 1-45
24822..... 1-45
24823..... 1-45
25359..... 1-48
25891..... 1-44
25892..... 1-44
25893..... 1-44
25894..... 1-44
25912..... 2-30
26401..... 2-24
26403..... 2-24
26405..... 2-24
26407..... 2-24
26409..... 2-24
26411..... 2-24
26413..... 2-16
26415..... 2-16
26417..... 2-16
26419..... 2-16
26421..... 2-20
26425..... 2-20
26427..... 2-20
26429..... 2-20
26431..... 2-19
26433..... 2-19
26435..... 2-19
26437..... 2-16
26442..... 2-23
26444..... 2-23
26446..... 2-23
26447..... 2-23
26449..... 2-15
26450..... 2-15
26451..... 2-15
26452..... 2-15
26453..... 2-15
26454..... 2-15
26455..... 2-21
26456..... 2-21
26457..... 2-21
26458..... 2-21
26459..... 2-21
26460..... 2-14
26462..... 2-17
26463..... 2-17
26464..... 2-17
26465..... 2-18
26466..... 2-18
26467..... 2-18
26468..... 2-22
26469..... 2-22
26471..... 2-24
26472..... 2-24
26473..... 2-24
26474..... 2-24
26475..... 2-24
26476..... 2-24
26477..... 2-24
26478..... 2-24
26479..... 2-24
26483..... 2-20, 2-21
26487..... 2-21
26636..... 2-7
26637..... 2-7
26638..... 2-7
26639..... 2-7
26640..... 2-9
26641..... 2-9
26642..... 2-8
26643..... 2-9
26644..... 2-9
26645..... 2-9
26646..... 2-7
26647..... 2-7
26648..... 2-7
26649..... 2-8
26650..... 2-8
26651..... 2-9
26652..... 2-9
26653..... 2-9
26654..... 2-9
26655..... 2-9
26656..... 2-8
26895..... 4-59
26900..... 4-58
26901..... 4-58
26904..... 4-58
26905..... 4-58
26909..... 4-58
26912..... 4-58
26913..... 4-58
26915..... 4-58
26916..... 4-58
26917..... 4-58
26919..... 4-58
26920..... 4-58
26922..... 4-58
26923..... 4-58
26925..... 4-58
26926..... 4-58

26998..... 4-58
27000..... 4-58
27001..... 4-58
27004..... 4-58
27005..... 4-58
27007..... 4-58
27010..... 4-58
27011..... 4-58
27012..... 4-58
27013..... 4-58
27015..... 4-58
28000..... 4-11
28001..... 4-11
28002..... 4-11
28003..... 4-11
28004..... 4-11
28005..... 4-11
28006..... 4-11
28007..... 4-11
28008..... 4-11
28009..... 4-11
28012..... 4-11
28016..... 4-11
28017..... 4-11
28018..... 4-11
28019..... 4-11
28021..... 4-11
28025..... 4-11
28026..... 4-11
28027..... 4-11
28028..... 4-11
28029..... 4-11
28030..... 4-11
28031..... 4-11
28032..... 4-11
28033..... 4-11
28034..... 4-11
28035..... 4-11
28036..... 4-11
28037..... 4-11
28038..... 4-11
28039..... 4-11
28041..... 4-11
28042..... 4-11
28044..... 4-11
28298..... 4-2
28299..... 4-2
28303..... 4-5
28305..... 4-3
28306..... 4-3
28471..... 4-2
28472..... 4-3
28473..... 4-3
28474..... 4-4
28475..... 4-2
28476..... 4-2
28478..... 4-2
28479..... 4-2
28480..... 4-3
28481..... 4-2
28482..... 4-4
28483..... 4-2
28484..... 4-2
28485..... 4-2
28486..... 4-2
28487..... 4-2
28488..... 4-2
28489..... 4-2
28490..... 4-2
28491..... 4-2
28492..... 4-2
28493..... 4-2
28495..... 4-3
28496..... 4-2
28498..... 4-2
28499..... 4-2
28500..... 4-3
28501..... 4-3
28502..... 4-3
28503..... 4-3
28504..... 4-3
28505..... 4-3
28506..... 4-3
28507..... 4-3
28508..... 4-3
28509..... 4-3
28510..... 4-3
28511..... 4-3
28512..... 4-3
28513..... 4-3
28514..... 4-3
28515..... 4-3
28516..... 4-3
28517..... 4-3
28518..... 4-3
28519..... 4-3
28520..... 4-3
28521..... 4-3
28522..... 4-3
28523..... 4-3
28525..... 4-3
28526..... 4-3
28527..... 4-3
28528..... 4-3
28529..... 4-3
28530..... 4-3
28531..... 4-3
28532..... 4-3
28533..... 4-3
28534..... 4-3
28535..... 4-3
28536..... 4-3
28537..... 4-3
28538..... 4-3
28539..... 4-3
28540..... 4-3
28541..... 4-3
28542..... 4-3
28543..... 4-3
28544..... 4-3
28545..... 4-3
28546..... 4-3
28547..... 4-3
28548..... 4-4
28549..... 4-3
28551..... 4-3
28552..... 4-3
28553..... 4-4
28554..... 4-4
28555..... 4-4
28556..... 4-4
28557..... 4-4
28558..... 4-4
28559..... 4-4
28560..... 4-4
28561..... 4-4
28562..... 4-4
28563..... 4-4
28564..... 4-4
28565..... 4-4
28566..... 4-4
28567..... 4-4
28568..... 4-4
28569..... 4-4
28571..... 4-4
28572..... 4-4
28573..... 4-4
28574..... 4-4
28575..... 4-4
28576..... 4-4
28577..... 4-4
28578..... 4-4
28579..... 4-4
28580..... 4-4
28581..... 4-4
28582..... 4-4
28583..... 4-4
28584..... 4-4
28585..... 4-4
28586..... 4-4
28587..... 4-4
28588..... 4-4
28589..... 4-4
28590..... 4-4
28591..... 4-4
28592..... 4-4
28593..... 4-4
28595..... 4-4
28596..... 4-4
28598..... 4-3
28599..... 4-3
28600..... 4-3
28601..... 4-5
28602..... 4-5
28603..... 4-5
28604..... 4-5
28605..... 4-5
28606..... 4-5
28607..... 4-5
28608..... 4-5
28609..... 4-5
28610..... 4-5
28611..... 4-5
28612..... 4-5
28613..... 4-5
28614..... 4-5
28615..... 4-5
28616..... 4-5
28617..... 4-5
28618..... 4-5
28619..... 4-5
28620..... 4-5
28621..... 4-5
28622..... 4-5
28623..... 4-5
28624..... 4-5
28625..... 4-5
28626..... 4-5
28627..... 4-5
28628..... 4-5
28629..... 4-5
28630..... 4-5
28631..... 4-5
28632..... 4-5
28633..... 4-5
28634..... 4-5
28635..... 4-5
28637..... 4-5
28638..... 4-5
28639..... 4-5
28640..... 4-5
28641..... 4-5
28642..... 4-5
28643..... 4-5
28645..... 4-5
28646..... 4-5
28647..... 4-5
28648..... 4-5
28649..... 4-5
28650..... 4-5
28700..... 4-5
28701..... 4-5
28702..... 4-7
28703..... 4-7
29050..... 4-7
29052..... 4-7
29053..... 4-7
29055..... 4-7
29057..... 4-7
29058..... 4-7
29063..... 4-7
29064..... 4-7
29065..... 4-7
29066..... 4-7
29068..... 4-7
29070..... 4-7
29072..... 4-7
29074..... 4-7
29076..... 4-7
29077..... 4-7
29091..... 4-7
29100..... 4-4
29101..... 4-4
29102..... 4-5
29103..... 4-5
29104..... 4-3
29109..... 4-2
29110..... 4-3
29111..... 4-3
29112..... 4-4
29155..... 4-7
29156..... 4-7
29600..... 4-1
29601..... 4-1
29602..... 4-1
29603..... 4-1
29604..... 4-1
29605..... 4-1
29606..... 4-1
29607..... 4-1
29608..... 4-1
29609..... 4-1
30680..... 3-14
30970..... 2-30
30972..... 2-30
33002..... 3-4
33003..... 3-4
33004..... 3-5
33005..... 3-4
33006..... 3-4
33007..... 3-4
33008..... 3-4
33009..... 3-4
33010..... 3-4
33012..... 3-4
33013..... 3-4
33014..... 3-4
33015..... 3-4
33016..... 3-4
33018..... 3-4
33019..... 3-4
33020..... 3-4
33021..... 3-5
33022..... 3-5
33023..... 3-5
33024..... 3-1
33025..... 3-5
33026..... 3-1
33028..... 3-1
33029..... 3-10
33032..... 3-1
33034..... 3-1
33035..... 3-1
33036..... 3-1
33040..... 3-1
33044..... 3-1
33045..... 3-1
33050..... 3-5
33051..... 3-5
33052..... 3-5

33057..... 3-6
33058..... 3-6
33060..... 3-6
33066..... 3-6
33068..... 3-6
33071..... 3-6
33072..... 3-6
33076..... 3-6
33078..... 3-6
33080..... 3-6
33082..... 3-6
33084..... 3-6
33085..... 3-6
33088..... 3-6
33089..... 3-6
33090..... 3-6
33098..... 3-6
33108..... 3-6
33110..... 3-6
33111..... 3-6
33113..... 3-6
33114..... 3-6
33116..... 3-6
33118..... 3-6
33120..... 3-6
33124..... 3-6
33126..... 3-6
33127..... 3-6
33128..... 3-6
33129..... 3-6
33134..... 3-6
33138..... 3-6
33140..... 3-6
33141..... 3-6
33142..... 3-6
33143..... 3-6
33144..... 3-6
33148..... 3-9
33149..... 3-9
33150..... 3-9
33151..... 3-9
33152..... 3-9
33153..... 3-9
33154..... 3-9
33155..... 3-9
33156..... 3-9
33157..... 3-9
33158..... 3-9
33159..... 3-9
33160..... 3-9
33161..... 3-9
33167..... 3-8
33169..... 3-8
33170..... 3-8
33171..... 3-10
33172..... 3-9
33173..... 3-5
33174..... 3-5
33175..... 3-5
33176..... 3-8
33177..... 3-8
33178..... 3-8
33179..... 3-8
33180..... 3-8
33181..... 3-8
33182..... 3-8
33183..... 3-8
33184..... 3-8
33185..... 3-8
33189..... 3-8
33190..... 3-8
33191..... 3-8
33192..... 3-8
33200..... 3-3
33201..... 3-3
33202..... 3-3
33203..... 3-3
33204..... 3-3
33205..... 3-3
33206..... 3-3
33207..... 3-3
33208..... 3-3
33209..... 3-3
33211..... 3-3
33212..... 3-3
33213..... 3-3
33214..... 3-3
33215..... 3-3
33216..... 3-2
33217..... 3-2
33218..... 3-2
33219..... 3-2
33224..... 3-1
33225..... 3-1
33226..... 3-1
33227..... 3-1
33228..... 3-1
33230..... 3-7
33231..... 3-7
33232..... 3-1
33233..... 3-1
33234..... 3-1
33235..... 3-1
33236..... 3-1
33240..... 3-1
33253..... 3-7
33254..... 3-7
33255..... 3-7
33256..... 3-7
33257..... 3-7
33258..... 3-7
33259..... 3-7
33260..... 3-7
33262..... 3-7
33263..... 3-7
33264..... 3-7
33265..... 3-7
33266..... 3-7
33267..... 3-7
33268..... 3-7
33269..... 3-7
33270..... 3-7
33271..... 3-7
33272..... 3-7
33273..... 3-7
33274..... 3-7
33276..... 3-7
33277..... 3-7
33278..... 3-7
33279..... 3-7
33280..... 3-7
33281..... 3-7
33282..... 3-7
33283..... 3-7
33284..... 3-7
33285..... 3-7
33286..... 3-7
33287..... 3-5
33288..... 3-5
33289..... 3-5
33290..... 3-5
33291..... 3-5
33292..... 3-5
33293..... 3-5
33294..... 3-8
33295..... 3-8
33296..... 3-8
33297..... 3-8
33298..... 3-8
33299..... 3-8
33300..... 3-8
33301..... 3-8
33302..... 3-8
33303..... 3-8
33304..... 3-8
33305..... 3-8
33306..... 3-8
33307..... 3-8
33308..... 3-8
33309..... 3-8
33310..... 3-8
33311..... 3-8
33315..... 3-10
33323..... 3-7
33501..... 3-2
33502..... 3-10
33506..... 3-2
33510..... 3-9
33511..... 3-9
33512..... 3-9
33513..... 3-9
33514..... 3-9
33520..... 3-11
33522..... 3-11
33524..... 3-11
33528..... 3-11
33530..... 3-11
33532..... 3-11
33534..... 3-11
33536..... 3-11
33540..... 3-11
33560..... 3-5
33561..... 3-5
33562..... 3-5
33577..... 3-4
33580..... 4-1
33581..... 4-1
33582..... 4-1
33583..... 4-1
33584..... 4-1
33585..... 4-1
36700..... 3-12
36745..... 3-11
36746..... 3-14
36750..... 3-12
36751..... 3-12
36752..... 3-12
36753..... 3-12
36760..... 3-12
36761..... 3-12
36762..... 3-12
36763..... 3-12
36764..... 3-12
36770..... 3-11
36771..... 3-11
36772..... 3-11
36773..... 3-11
36820..... 3-13
36836..... 3-13
36837..... 3-13
36838..... 3-13
36839..... 3-13
36840..... 3-13
36841..... 3-13
36842..... 3-13
36849..... 3-13
36852..... 3-13
36855..... 3-13
36856..... 3-13
36857..... 3-13
36858..... 3-13
36859..... 3-13
36860..... 3-13
36863..... 3-13
36867..... 3-13
36868..... 3-13
36880..... 3-14
36881..... 3-14
36902..... 3-12
36903..... 3-12
36904..... 3-12
36905..... 3-12
36906..... 3-12
36907..... 3-12
36908..... 3-12
36909..... 3-12
36910..... 3-12
36911..... 3-12
36912..... 3-12
36913..... 3-12
36914..... 3-12
36915..... 3-12
36916..... 3-12
36917..... 3-12
36918..... 3-12
36920..... 3-12
36921..... 3-12
36922..... 3-12
36923..... 3-12
36940..... 3-13
36941..... 3-13
36942..... 3-13
36945..... 3-13
36946..... 3-13
36950..... 3-13
36951..... 3-13
40001..... 9-18
40002..... 9-18
40004..... 9-19
40005..... 9-19
40006..... 9-19
40007..... 9-19
40008..... 9-19
40013..... 9-32
40015..... 9-32
40016..... 9-32
40017..... 9-32
40019..... 9-32
40022..... 9-32
40023..... 9-32
40024..... 9-32
40025..... 9-32
40026..... 9-32
40027..... 9-32
40028..... 9-19
40029..... 9-19
40030..... 9-19
40031..... 9-19
40032..... 9-16
40033..... 9-19
40035..... 9-19
40036..... 9-19
40037..... 8-202
40038..... 8-202
40045..... 4-78
40088..... 4-78
40108..... 4-101
40300..... 4-78
40307..... 4-78
40308..... 4-78
40309..... 4-78
40330..... 4-78
40335..... 4-78
40336..... 4-78
40733..... 4-71
40734..... 4-71
40735..... 4-71
40736..... 4-71
40745..... 4-69
40746..... 4-69

40747..... 4-69
40748..... 4-69
40749..... 4-69
40751..... 4-69
40753..... 4-69
40754..... 4-69
40756..... 4-69
40762..... 4-69
40763..... 4-69, 4-71
40764..... 4-69
40765..... 4-69
40766..... 4-71
40767..... 4-71
40768..... 4-71
40771..... 4-71
40780..... 3-23
40839..... 3-22
40840..... 3-22
40841..... 3-22
40842..... 3-22
40843..... 3-22
40845..... 3-22
40846..... 3-22
40849..... 3-22
40850..... 3-22
40864..... 3-23
40902..... 3-22
40908..... 3-23
40934..... 3-22
40938..... 3-22
40943..... 3-22
40944..... 3-22
40945..... 3-22
40947..... 3-22
40948..... 3-22
40953..... 3-22
40964..... 3-24
40965..... 3-24
40967..... 3-24
41011..... 3-23
41012..... 3-22
41013..... 3-22
41021..... 3-22
41022..... 3-22
41023..... 3-22
41071..... 3-24
41073..... 3-24
41074..... 3-24
41076..... 3-24
41077..... 3-24
41086..... 3-22
41087..... 3-22
41088..... 3-22
41093..... 3-24
41094..... 3-24
41095..... 3-24
41096..... 3-24
41121..... 3-25
41122..... 3-25
41123..... 3-25
41125..... 9-29
41126..... 9-29
41127..... 9-29
41128..... 9-29
41129..... 9-29
41130..... 9-29
41131..... 9-29
41132..... 9-29
41133..... 9-29
41135..... 9-29
41188..... 3-25
41190..... 9-7
41191..... 9-8
41192..... 9-8
41193..... 9-8
41194..... 9-8
41195..... 9-8
41196..... 9-8
41241..... 3-22
41242..... 3-22
41243..... 3-22
41244..... 3-22
41245..... 3-22
41246..... 3-22
41247..... 3-22
41252..... 3-22
41255..... 3-22
41259..... 3-22
41260..... 3-22
41263..... 3-23
41264..... 3-23
41265..... 3-23
41267..... 3-23
41268..... 3-23
41269..... 3-23
41270..... 3-22
41271..... 3-23
41304..... 9-23
41305..... 9-21
41306..... 9-21
41307..... 9-21
41308..... 9-23
41309..... 9-22
41310..... 9-22
41311..... 9-21
41312..... 9-21
41313..... 9-21
41316..... 9-22
41317..... 9-21, 9-22
41318..... 9-21
41319..... 9-21
41322..... 9-21
41323..... 9-21
41325..... 9-21
41326..... 9-21
41327..... 9-21
41330..... 9-10
41333..... 9-10
41404..... 9-35
41407..... 9-20
41408..... 9-20
41409..... 9-21
41410..... 9-21
41411..... 9-22
41412..... 9-22
41413..... 9-20
41414..... 9-20
41428..... 3-25
41508..... 9-35
41511..... 9-7
41512..... 9-7
41518..... 9-9
41523..... 9-10
41524..... 9-10
41529..... 9-17
41530..... 9-17
41531..... 9-17
41532..... 9-17
41533..... 9-17
41534..... 9-17
41535..... 9-17
41544..... 9-12
41546..... 9-12
41549..... 9-12
41550..... 9-12
41553..... 9-12
41554..... 9-12
41557..... 9-12
41578..... 4-68, 9-17
41580..... 4-68, 9-17
41581..... 4-68, 9-17
41582..... 4-68, 9-17
41583..... 4-68, 9-17
41592..... 9-20
41595..... 9-10
41596..... 9-10
41597..... 9-10
41598..... 9-10
41599..... 9-10
41600..... 9-10
41601..... 9-10
41604..... 4-86
41607..... 9-9
41608..... 9-9
41609..... 9-9
41610..... 9-9
41612..... 4-67, 9-17
41613..... 4-67, 9-17
41614..... 4-67, 9-17
41615..... 4-67, 9-17
41622..... 9-10
41623..... 9-10
41624..... 4-67, 8-231, 9-17
41625..... 9-10
41626..... 9-9
41627..... 9-9
41642..... 9-10
41646..... 9-10
41652..... 9-10
41653..... 9-10
41663..... 9-10
41664..... 9-10
41665..... 9-10
41666..... 9-10
41668..... 9-10
41674..... 9-10
41678..... 9-10
41680..... 9-10
41681..... 9-10
41685..... 9-10
41687..... 9-10
41723..... 9-10
41724..... 9-10
41725..... 9-10
41730..... 9-10
41732..... 9-21
41752..... 9-10
41753..... 9-10
41759..... 9-20
41760..... 9-10
41770..... 9-10
41773..... 9-10
41776..... 9-10
41777..... 9-10
41778..... 9-10
41780..... 9-10
41781..... 9-10
41792..... 9-23
41793..... 9-23
41794..... 9-23
41796..... 9-23
41798..... 9-23
41824..... 9-34
41825..... 9-34
41832..... 9-34
41859..... 2-5, 9-30
41866..... 4-85
41867..... 4-85
41868..... 4-85
41870..... 4-85
41872..... 4-87
41879..... 4-85
41881..... 4-88
41882..... 4-88
41890..... 4-69
41891..... 4-69
41892..... 4-69
41893..... 4-69
41894..... 4-69
41900..... 4-85
41942..... 4-87
41943..... 4-87
41948..... 4-87
41954..... 4-87
42005..... 4-86
42006..... 4-86
42040..... 4-73
42041..... 4-72
42042..... 4-73
42043..... 4-73
42044..... 4-72
42045..... 4-72
42046..... 4-73
42047..... 4-73
42048..... 4-73
42049..... 4-73
42050..... 4-74
42051..... 4-74
42052..... 4-70
42054..... 4-74
42055..... 4-70
42056..... 4-70
42057..... 4-74
42058..... 4-80
42059..... 4-80
42060..... 4-74
42061..... 4-74
42063..... 4-74
42064..... 4-74
42065..... 4-74
42066..... 4-74
42067..... 4-74
42068..... 4-74
42069..... 4-71
42070..... 4-71
42071..... 4-71
42072..... 4-71
42073..... 4-70
42074..... 4-70
42075..... 4-70
42076..... 4-70
42077..... 4-70
42078..... 4-70
42079..... 4-71
42080..... 4-71
42082..... 4-70
42083..... 5-17
42085..... 4-70
42086..... 4-70
42087..... 4-80
42088..... 4-87
42089..... 4-73
42090..... 4-73
42118..... 4-72
42419..... 4-83, 8-250
42420..... 4-83
42421..... 4-83
42422..... 4-83
42423..... 4-83
42425..... 4-84
42427..... 4-83
42428..... 4-84
42429..... 4-83
42430..... 4-83
42431..... 4-83
42808..... 12-59
42809..... 12-59
42810..... 12-59
42812..... 12-59
42813..... 12-59

42814..... 12-59
42815..... 12-59
42816..... 12-59
42817..... 12-59
42819..... 12-59
42821..... 4-75
42822..... 4-75
42823..... 4-75
42824..... 4-75
42825..... 4-75
42827..... 4-75
42828..... 4-75
42829..... 4-75
42830..... 4-75
42831..... 4-75
42833..... 4-75
42834..... 4-75
42835..... 4-75
42836..... 4-75
42837..... 4-75
42840..... 4-75
42841..... 4-75
42845..... 4-75
42858..... 4-75
42859..... 4-75
42860..... 4-75
42862..... 4-75
42867..... 4-75
42868..... 4-75
42930..... 4-76
42932..... 4-76
42933..... 4-76
42936..... 4-76
42937..... 4-76
42950..... 4-79, 12-64
42951..... 4-79, 12-64
42976..... 4-82
42977..... 4-82
42978..... 4-82
42979..... 4-82
42980..... 4-82
42981..... 4-82
42982..... 4-82
42983..... 4-82
42984..... 4-82
42985..... 4-98
42986..... 4-82
42987..... 4-82
42988..... 4-82
42989..... 4-82
42990..... 4-82
42991..... 4-82
42992..... 4-82
42993..... 4-82
42994..... 4-82
42995..... 4-82
42996..... 4-82
42997..... 4-82
42998..... 4-82
42999..... 4-82
43000..... 4-82
43001..... 4-82
43002..... 4-82
43003..... 4-82
43004..... 4-82
43005..... 4-82
43006..... 4-82
43007..... 4-82
43008..... 4-82
43009..... 4-82
43010..... 4-98
43012..... 4-98
43013..... 4-98
43014..... 4-98
43015..... 4-98
43016..... 4-98
43017..... 4-99
43018..... 4-99
43019..... 4-99
43020..... 4-99
43021..... 4-99
43022..... 4-99
43023..... 4-99
43024..... 4-99
43025..... 4-99
43026..... 4-99
43027..... 4-99
43028..... 4-92
43029..... 4-92
43030..... 4-92
43031..... 4-92
43032..... 4-98
43033..... 4-98
43034..... 4-98
43035..... 4-98
43036..... 4-98
43037..... 4-98
43908..... 4-58
43909..... 4-58
43944..... 12-65
43951..... 12-65
43958..... 12-65
43964..... 12-65
43969..... 12-65
43971..... 12-65
44015..... 4-88
44016..... 4-88
44017..... 4-88
44018..... 4-88
44019..... 4-88
44020..... 4-88
44021..... 4-88
44022..... 4-88
44024..... 4-88
44037..... 4-88
44038..... 4-88
44199..... 4-25
44200..... 4-25
44201..... 4-25
44202..... 4-25
44204..... 4-25
44206..... 4-25
44218..... 4-26
44219..... 4-26
44239..... 4-25
44240..... 4-25
44241..... 4-25
44242..... 4-25
44243..... 4-25
44245..... 4-25
44247..... 4-25
44248..... 4-25
44249..... 4-25
44250..... 4-25
44251..... 4-25
44252..... 4-25
44254..... 4-25
44261..... 4-25
44262..... 4-25
44263..... 4-25
44264..... 4-25
44265..... 4-25
44266..... 4-25
44267..... 4-25
44268..... 4-25
44269..... 4-25
44270..... 4-25
44275..... 4-25
44276..... 4-25
44282..... 4-25
44288..... 4-27
44304..... 4-27
44305..... 4-27
44306..... 4-27
44313..... 4-27
44314..... 4-27
44420..... 1-40
44421..... 1-40
44422..... 1-40
44423..... 1-40
44424..... 1-40
44425..... 1-40
44430..... 4-26
44431..... 4-26
44432..... 4-26
44433..... 4-26
44434..... 4-26
44435..... 4-26
44436..... 4-26
44437..... 4-26
44438..... 4-26
44439..... 4-26
44440..... 4-26
44441..... 4-26
44442..... 4-26
44443..... 4-26
44444..... 4-26
44445..... 4-26
44446..... 4-26
44447..... 4-26
44448..... 4-26
44620..... 4-78
44622..... 4-78
44624..... 4-78
44769..... 4-88
44770..... 4-88
44771..... 4-88
44772..... 4-88
44774..... 4-88
44775..... 4-88
44800..... 4-59
44941..... 9-16
45614..... 9-16
45617..... 9-16
45619..... 9-16
45621..... 9-16
45624..... 9-15, 9-16
45626..... 9-16
45634..... 9-14
45635..... 9-16
45636..... 9-16
45637..... 9-16
45652..... 9-16
45654..... 9-16
45655..... 9-16
45657..... 9-14
45658..... 9-16
45659..... 9-16
45662..... 9-14
45665..... 9-16
45670..... 9-16
45671..... 9-16
45672..... 9-16
45674..... 9-16
45675..... 9-16
45679..... 9-15
45681..... 9-15
45682..... 9-16
45683..... 9-16
45685..... 9-16
45686..... 9-16
45688..... 9-16
45690..... 9-16
45691..... 9-16
45692..... 9-19
45701..... 9-18
45710..... 9-16
45714..... 9-16
45716..... 9-16
45717..... 9-16
45718..... 9-16
45721..... 9-16
45724..... 9-16
45726..... 8-202
45727..... 8-202
45729..... 9-32
45730..... 4-68, 9-17
45732..... 9-32
45739..... 9-19
45740..... 9-14
45742..... 9-13
45743..... 9-13
45744..... 9-13
45745..... 9-16
46000..... 12-70
46260..... 4-100
46261..... 4-100
46262..... 4-100
46305..... 4-100
46307..... 4-100
46465..... 4-77
46467..... 4-77
47140..... 4-76
47143..... 4-76
47151..... 4-77
47152..... 4-77
47166..... 4-77
47169..... 4-77
47170..... 4-77
47171..... 4-77
47172..... 4-77
47228..... 4-77
47229..... 4-77
48037..... 4-77
48085..... 4-70
48200..... 3-18
48201..... 3-17
48202..... 3-17
48203..... 3-17
48204..... 3-17
48205..... 3-18
48206..... 3-18
48207..... 3-18
48208..... 3-18
48209..... 3-18
48210..... 3-18
48211..... 3-18
48212..... 3-18
48213..... 3-18
48214..... 3-18
48215..... 3-17
48216..... 3-18
48217..... 3-18
48218..... 3-18
48219..... 3-18
48220..... 3-18
48221..... 3-17
48222..... 3-18
48223..... 3-18
48224..... 3-18
48225..... 3-18
48226..... 3-18
48227..... 3-18
48228..... 3-17
48229..... 3-18
48230..... 3-18
48231..... 3-18
48232..... 3-18
48233..... 3-18
48234..... 3-18

48235..... 3-18
48236..... 3-18
48237..... 3-18
48238..... 3-18
48239..... 3-18
48240..... 3-18
48241..... 3-18
48242..... 3-18
48243..... 3-17
48244..... 3-17
48245..... 3-18
48246..... 3-18
48247..... 3-18
48248..... 3-17
48249..... 3-18
48250..... 3-18
48251..... 3-18
48252..... 3-18
48253..... 3-18
48254..... 3-18
48255..... 3-18
48256..... 3-18
48257..... 3-18
48258..... 3-18
48259..... 3-18
48260..... 3-18
48261..... 3-18
48262..... 3-18
48263..... 3-17
48264..... 3-17
48265..... 3-17
48266..... 3-17
48267..... 3-17
48268..... 3-17
48269..... 3-17
48270..... 3-17
48271..... 3-17
48272..... 3-17
48273..... 3-17
48274..... 3-17
48275..... 3-17
48276..... 3-17
48277..... 3-17
48278..... 3-17
48279..... 3-17
48280..... 3-17
48281..... 3-17
48282..... 3-17
48283..... 3-17
48284..... 3-17
48285..... 3-17
48286..... 3-17
48287..... 3-17
48288..... 3-17
48289..... 3-17
48290..... 3-17
48291..... 3-17
48292..... 3-17
48293..... 3-17
48294..... 3-17
48296..... 3-21
48297..... 3-21
48298..... 3-21
48299..... 3-21
48300..... 3-21
48301..... 3-21
48302..... 3-19
48303..... 3-19
48304..... 3-19
48305..... 3-19
48306..... 3-19
48307..... 3-19
48308..... 3-19
48309..... 3-19
48310..... 3-19
48311..... 3-16
48312..... 3-16
48313..... 3-16
48314..... 3-16
48315..... 3-16
48316..... 3-16
48317..... 3-16
48318..... 3-16
48319..... 3-16
48320..... 3-16
48321..... 3-16
48322..... 3-16
48323..... 3-16
48324..... 3-16
48325..... 3-16
48326..... 3-16
48327..... 3-16
48328..... 3-16
48329..... 3-16
48330..... 3-16
48331..... 3-16
48332..... 3-16
48333..... 3-16
48334..... 3-16
48335..... 3-16
48336..... 3-16
48337..... 3-16
48338..... 3-16
48339..... 3-16
48340..... 3-16
48341..... 3-16
48342..... 3-16
48343..... 3-16
48344..... 3-15
48345..... 3-15
48346..... 3-15
48347..... 3-15
48348..... 3-15
48349..... 3-15
48350..... 3-15
48351..... 3-15
48352..... 3-15
48353..... 3-15
48354..... 3-15
48355..... 3-15
48356..... 3-15
48357..... 3-15
48358..... 3-15
48359..... 3-15
48360..... 3-15
48361..... 3-15
48363..... 3-15
48364..... 3-15
48365..... 3-15
48366..... 3-15
48367..... 3-15
48368..... 3-15
48369..... 3-15
48370..... 3-15
48371..... 3-15
48373..... 3-15
48374..... 3-15
48375..... 3-15
48376..... 3-15
48377..... 3-15
48378..... 3-15
48379..... 3-15
48380..... 3-15
48381..... 3-21
48382..... 3-21
48383..... 3-21
48384..... 3-21
48385..... 3-21
48386..... 3-21
48387..... 3-21
48388..... 3-21
48389..... 3-20
48390..... 3-20
48391..... 3-20
48392..... 3-20
48393..... 3-15
48394..... 3-19
48395..... 3-19
48396..... 3-19
48397..... 3-20
48398..... 3-20
48399..... 3-20
48400..... 3-20
48401..... 3-20
48402..... 3-20
48403..... 3-20
48404..... 3-19
48405..... 3-21
48406..... 3-16
48407..... 3-21
48409..... 3-20
48415..... 3-20
48416..... 3-16
48417..... 3-20
48418..... 3-16
48419..... 3-17
48420..... 3-19
48421..... 3-17
48422..... 3-21
48423..... 3-19
48424..... 3-19
48425..... 3-19
48426..... 3-19
48427..... 3-20
48428..... 3-16
48429..... 3-17
48430..... 3-16
48431..... 3-15
48432..... 3-16
48433..... 3-16
48434..... 3-16
48435..... 3-18
48436..... 3-15
48437..... 3-15
48438..... 3-15
48439..... 3-21
48440..... 3-21
48800..... 1-39
48801..... 1-39
48802..... 1-39
48803..... 1-39
48804..... 1-39
48805..... 1-39
48806..... 1-39
48807..... 1-39
48808..... 1-39
48809..... 1-39
48810..... 1-39
48812..... 1-38
48813..... 1-38
48814..... 1-38
48815..... 1-38
48816..... 1-38
48817..... 1-38
48818..... 1-38
48819..... 1-38
48820..... 1-38
48821..... 1-38
48822..... 1-38
48823..... 1-38
48824..... 1-37
48825..... 1-37
48826..... 1-37
48827..... 1-37
48828..... 1-37
48829..... 1-37
48830..... 1-37
48831..... 1-37
48832..... 1-37
48833..... 1-37
48834..... 1-37
48850..... 1-39
48851..... 1-39
48852..... 1-39
48853..... 1-39
48854..... 1-39
48855..... 1-39
48856..... 1-39
48857..... 1-39
48858..... 1-39
48859..... 1-39
48860..... 1-39
48862..... 1-38
48863..... 1-38
48864..... 1-38
48865..... 1-38
48866..... 1-38
48867..... 1-38
48868..... 1-38
48869..... 1-38
48870..... 1-38
48871..... 1-38
48872..... 1-38
48874..... 1-37
48875..... 1-37
48876..... 1-37
48877..... 1-37
48878..... 1-37
48879..... 1-37
48880..... 1-37
48881..... 1-37
48882..... 1-37
48883..... 1-37
48884..... 1-37
48900..... 1-41
48901..... 1-41
48902..... 1-41
48903..... 1-41
48904..... 1-41
48905..... 1-41
48906..... 1-41
48907..... 1-41
48908..... 1-41
48909..... 1-41
48910..... 1-41
48911..... 1-41
48912..... 1-41
48913..... 1-41
48914..... 1-41
48915..... 1-41
48916..... 1-41
48917..... 1-41
48918..... 1-41
48919..... 1-41
48920..... 1-41
48921..... 1-41
48922..... 1-41
48923..... 1-41
49000..... 1-40
49001..... 1-40
49002..... 1-40
49003..... 1-40
49004..... 1-40
49005..... 1-40
49006..... 1-40
49007..... 1-40
49008..... 1-40
49009..... 1-40
49010..... 1-40
50133..... 4-37

50136..... 4-33
50137..... 4-33
50138..... 4-33
50140..... 4-31
50141..... 4-31
50142..... 4-31
50143..... 4-31
50144..... 4-31
50145..... 4-31
50146..... 4-31
50147..... 4-31
50148..... 4-31
50149..... 4-31
50150..... 4-31
50151..... 4-31
50155..... 4-32
50156..... 4-32
50157..... 4-32
50158..... 4-32
50166..... 4-32
50167..... 4-32
50168..... 4-32
50169..... 4-32
50170..... 4-32
50171..... 4-32
50172..... 4-32
50173..... 4-32
50174..... 4-32
50175..... 4-32
50176..... 4-32
50177..... 4-32
50187..... 4-32
50188..... 4-32
50189..... 4-32
50190..... 4-32
50191..... 4-32
50192..... 4-32
50193..... 4-32
50194..... 4-32
50195..... 4-32
50196..... 4-32
50197..... 4-32
50198..... 4-32
50208..... 4-32
50209..... 4-32
50210..... 4-32
50211..... 4-32
50212..... 4-32
50213..... 4-32
50214..... 4-32
50215..... 4-32
50216..... 4-32
50217..... 4-32
50218..... 4-32
50222..... 4-32
50230..... 4-32
50237..... 4-32
50238..... 4-32
50239..... 4-32
50240..... 4-32
50241..... 4-32
50242..... 4-32
50243..... 4-32
50244..... 4-32
50246..... 4-32
50251..... 4-32
50257..... 4-32
50263..... 4-33
50264..... 4-33
50265..... 4-33
50266..... 4-33
50267..... 4-33
50268..... 4-33
50269..... 4-33
50270..... 4-33
50271..... 4-33
50272..... 4-33
50278..... 4-33
50280..... 4-33
50286..... 4-33
50288..... 4-33
50289..... 4-33
50290..... 4-33
50291..... 4-33
50292..... 4-33
50293..... 4-33
50294..... 4-33
50295..... 4-33
50301..... 4-33
50307..... 4-33
50358..... 4-37
50359..... 4-37
50360..... 4-37
50361..... 4-37
50362..... 4-37
50363..... 4-37
50364..... 4-37
50365..... 4-37
50366..... 4-37
50367..... 4-37
50368..... 4-37
50375..... 4-37
50376..... 4-37
50377..... 4-37
50378..... 4-37
50379..... 4-37
50380..... 4-37
50381..... 4-37
50382..... 4-37
50383..... 4-37
50384..... 4-37
50385..... 4-37
50521..... 11-3
50600..... 11-3
50601..... 11-3
50603..... 11-3
50605..... 11-3
50699..... 5-8
50712..... 4-40
50729..... 5-3
50756..... 2-55
50820..... 5-13
50826..... 4-54
50827..... 4-54
50829..... 4-54
50830..... 4-54
50832..... 5-8
50833..... 4-84
50834..... 4-84
50835..... 11-8
50871..... 11-5
51031..... 11-2
51037..... 11-5
51082..... 11-2
51086..... 11-2
51088..... 11-2
51093..... 11-2
51109..... 11-2
51120..... 11-2
51168..... 11-2
51221..... 11-2
51266..... 11-3
51269..... 11-3
51270..... 11-3
51272..... 11-3
51273..... 11-3
51274..... 11-3
51279..... 11-3
51280..... 11-3
51288..... 11-3
51293..... 11-3
51294..... 11-3
51323..... 11-3
51384..... 11-3
51390..... 11-2
51391..... 11-2
51392..... 11-2
51393..... 11-2
51455..... 11-2
51457..... 11-2
51458..... 11-2
51460..... 11-2
51561..... 11-3
51871..... 11-5
51873..... 11-5
52211..... 11-5
52651..... 4-30
52652..... 4-30
52653..... 4-30
52659..... 4-30
52660..... 4-30
52666..... 4-30
52690..... 4-29
52691..... 4-29
52692..... 4-29
52703..... 4-30
52704..... 4-30
52705..... 10-53
52706..... 10-53
52707..... 10-53
52708..... 10-66
52709..... 10-66
52710..... 4-68
52711..... 10-108
52712..... 10-108
52713..... 10-108
52714..... 10-108
52715..... 10-108
52716..... 10-108
52800..... 10-52
53056..... 4-30
53057..... 4-30
53140..... 4-30
53173..... 4-28
53174..... 4-28
53175..... 4-28
53176..... 4-28
53177..... 4-28
53178..... 4-28
53179..... 4-28
53181..... 4-28
53182..... 4-28
53183..... 4-28
53184..... 4-28
53185..... 4-28
53186..... 4-28
53187..... 4-28
53188..... 4-28
53189..... 4-28
53190..... 4-28
53191..... 4-28
53192..... 4-28
53295..... 4-29
53297..... 4-29
53298..... 4-29
53299..... 4-29
53300..... 4-29
53313..... 4-29
53314..... 4-29
53315..... 4-29
53320..... 10-108
53321..... 10-108
53330..... 4-31
53331..... 4-31
53332..... 4-31
53333..... 4-31
53334..... 4-31
53335..... 4-31
53336..... 4-31
53341..... 4-31
53342..... 4-31
53343..... 4-31
53344..... 4-31
53345..... 4-31
53346..... 4-31
53410..... 4-38
53411..... 4-35
53412..... 4-36
53413..... 4-36
53424..... 4-38
53431..... 4-38
53440..... 4-38
53455..... 4-38
53456..... 4-38
53459..... 10-108
53462..... 10-108
53463..... 4-38
53464..... 4-38
53471..... 4-38
53472..... 4-38
53477..... 4-38
53485..... 4-38
53486..... 4-38
53519..... 4-36
53520..... 4-36
53521..... 4-36
53522..... 4-36
53523..... 4-36
53524..... 4-36
53525..... 4-38
53526..... 4-36
53527..... 4-36
53528..... 4-36
53529..... 4-36
53530..... 4-36
53531..... 4-36
53532..... 4-36
53533..... 4-36
53534..... 4-36
53535..... 4-36
53536..... 4-36
53537..... 4-36
53539..... 4-36
53540..... 4-36
53543..... 4-36
53544..... 4-36
53545..... 4-36
53546..... 4-36
53547..... 4-35
53548..... 4-34
53549..... 10-108
53550..... 4-36
53551..... 4-35
53552..... 4-35
53553..... 4-38
53554..... 4-34
53555..... 4-34
53556..... 4-51
53557..... 4-51
53558..... 4-35
53560..... 4-34
53561..... 4-34
53562..... 4-34
53563..... 4-34
53564..... 4-34
53566..... 4-38
53569..... 4-38
53570..... 4-38
53573..... 4-38
53575..... 4-34

53576..... 4-34
53577..... 4-34
53578..... 4-34
53579..... 4-34
53580..... 4-34
53581..... 4-34
53583..... 4-38
53587..... 4-36
53588..... 4-38
53591..... 4-34
53592..... 4-34
53593..... 4-34
53594..... 4-34
53595..... 4-34
53596..... 4-34
53607..... 4-34
53608..... 4-34
53609..... 4-34
53611..... 4-34
53612..... 4-34
53613..... 4-34
53614..... 4-34
53615..... 4-34
53616..... 4-34
53617..... 4-34
53635..... 4-35
53636..... 4-35
53637..... 4-35
53638..... 4-35
53639..... 4-35
53641..... 4-35
53644..... 4-35
53647..... 4-35
53650..... 4-35
53651..... 4-35
53660..... 4-35
53662..... 4-35
53668..... 4-35
53669..... 4-35
53670..... 4-35
53671..... 4-35
53676..... 4-35
53677..... 4-35
53678..... 4-35
53679..... 4-35
53680..... 4-35
53681..... 4-35
53692..... 4-36
53693..... 4-36
53694..... 4-36
53695..... 4-36
53696..... 4-36
53697..... 4-36
53698..... 4-36
53699..... 4-36
53708..... 4-36
53709..... 4-36
53710..... 4-36
53711..... 4-36
53712..... 4-36
53713..... 4-36
53714..... 4-36
53715..... 4-36
53725..... 4-35
53726..... 4-35
53727..... 4-35
53728..... 4-35
53729..... 4-35
53730..... 4-35
53741..... 4-35
53742..... 4-35
53743..... 4-35
53744..... 4-35
53745..... 4-35
53746..... 4-35
53747..... 4-35
53748..... 4-35
53749..... 4-35
53750..... 4-35
53751..... 4-35
53752..... 4-35
53753..... 4-35
53755..... 4-35
53756..... 4-35
53757..... 4-35
53767..... 4-35
53768..... 4-35
53769..... 4-35
53770..... 4-35
53771..... 4-35
53846..... 11-7
53873..... 2-28
53874..... 2-28
53875..... 2-28
53876..... 2-28
53898..... 2-28
53899..... 2-28
53900..... 2-28
53901..... 2-28
53902..... 2-28
53904..... 2-28
53906..... 2-28
53907..... 2-28
53924..... 2-26
53925..... 2-25
53926..... 2-26
53927..... 2-26
53928..... 2-26
53929..... 2-25
53933..... 2-28
53934..... 2-28
53935..... 2-26
53936..... 2-26
53939..... 2-26
53941..... 2-26
53942..... 2-26
53943..... 2-25
53944..... 2-25
53945..... 2-25
53946..... 2-25
53949..... 2-26
53950..... 2-25
53951..... 2-25
53952..... 2-25
53953..... 2-25
53954..... 2-25
53955..... 2-25
53957..... 2-25
53958..... 2-25
53959..... 2-26
53963..... 2-26
53964..... 2-26
53965..... 2-28
53967..... 2-25
53968..... 4-84
53969..... 4-84
53970..... 2-25
53971..... 2-25
53972..... 4-84
53973..... 4-84
53974..... 2-25
53975..... 4-84
53984..... 4-84
53985..... 4-84
54002..... 4-13
54008..... 4-64
54009..... 4-64
54011..... 4-53
54014..... 4-53
54017..... 4-53
54020..... 4-52
54021..... 4-53
54022..... 4-95
54023..... 4-95
54024..... 4-67
54025..... 12-69
54026..... 4-53
54027..... 12-69
54028..... 12-69
54029..... 12-74
54030..... 4-53
54031..... 4-67
54032..... 4-53
54033..... 4-67
54034..... 4-53
54035..... 4-53
54039..... 4-92
54040..... 7-79
54041..... 4-67
54042..... 4-67
54043..... 4-67
54045..... 4-51
54046..... 4-54
54050..... 4-51
54051..... 4-50
54052..... 4-51
54053..... 4-52
54054..... 4-51
54055..... 4-52
54056..... 4-52
54057..... 4-51
54058..... 4-51
54060..... 4-51
54061..... 4-51
54062..... 4-51
54063..... 4-51
54064..... 4-51
54065..... 4-13
54066..... 4-13
54067..... 4-13
54068..... 4-13
54069..... 4-13
54070..... 4-13
54071..... 4-13
54072..... 4-13
54073..... 4-13
54074..... 4-51
54075..... 4-13
54076..... 4-50
54077..... 4-50
54078..... 4-67, 7-94
54099..... 4-12
54100..... 4-12
54101..... 4-12
54102..... 4-12
54103..... 4-12
54104..... 4-12
54105..... 4-12
54106..... 4-12
54107..... 4-12
54111..... 4-12
54112..... 4-12
54113..... 4-12
54114..... 4-12
54115..... 4-12
54120..... 4-17
54121..... 4-17
54122..... 4-17
54123..... 4-17
54124..... 4-17
54125..... 4-12
54126..... 4-12
54127..... 4-12
54128..... 4-12
54129..... 4-12
54130..... 4-12
54132..... 4-13
54133..... 4-13
54134..... 4-13
54135..... 4-13
54136..... 4-13
54137..... 4-13
54143..... 4-17
54144..... 4-17
54145..... 4-17
54146..... 4-17
54148..... 4-17
54153..... 4-17
54155..... 4-17
54156..... 4-17
54157..... 4-17
54158..... 4-17
54159..... 4-17
54160..... 4-17
54161..... 4-17
54162..... 4-17
54163..... 4-17
54164..... 4-17
54165..... 4-17
54166..... 4-17
54167..... 4-17
54168..... 4-17
54169..... 4-17
54170..... 4-17
54171..... 4-17
54172..... 4-17
54173..... 4-17
54174..... 4-17
54175..... 4-17
54176..... 4-17
54177..... 4-17
54178..... 4-17
54179..... 4-17
54180..... 4-17
54181..... 4-17
54182..... 4-17
54183..... 4-17
54184..... 4-17
54185..... 4-17
54186..... 4-17
54190..... 4-17
54191..... 4-18
54192..... 4-18
54193..... 4-18, 10-102
54195..... 4-18
54196..... 4-18
54199..... 4-18
54200..... 4-18
54201..... 4-18
54202..... 4-18
54203..... 4-18
54204..... 4-18
54206..... 4-18
54207..... 4-18
54208..... 4-18
54209..... 4-18, 10-102
54210..... 4-18
54211..... 4-18
54212..... 4-18
54214..... 4-18
54216..... 4-18
54223..... 4-18
54224..... 4-18
54225..... 4-15
54226..... 4-15
54227..... 4-15
54228..... 4-15
54229..... 4-15
54230..... 4-15
54231..... 4-15

54232..... 4-15
54233..... 4-15
54234..... 4-15
54235..... 4-14
54236..... 4-14
54237..... 4-14
54238..... 4-14
54239..... 4-14
54240..... 4-14
54241..... 4-14
54242..... 4-14
54243..... 4-14
54244..... 4-14
54252..... 4-15
54254..... 4-15
54255..... 4-15
54256..... 4-15
54257..... 4-15
54258..... 4-15
54259..... 4-15
54260..... 4-15
54261..... 4-15
54262..... 4-15
54269..... 4-14
54270..... 4-14
54271..... 4-14
54272..... 4-14
54281..... 4-15
54282..... 4-15
54283..... 4-15
54284..... 4-15
54285..... 4-15
54286..... 4-15
54287..... 4-15
54288..... 4-15
54289..... 4-15
54294..... 4-14
54297..... 4-14
54298..... 4-14
54299..... 4-14
54300..... 4-14
54301..... 4-14
54302..... 4-14
54303..... 4-14
54304..... 4-14
54305..... 4-14
54306..... 4-14
54308..... 4-14
54309..... 4-23
54310..... 4-14
54313..... 4-15
54314..... 4-15
54315..... 4-15
54316..... 4-15
54317..... 4-15
54318..... 4-15
54319..... 4-15
54320..... 4-15
54321..... 4-15
54324..... 4-15
54326..... 4-16
54328..... 4-16
54329..... 4-16
54330..... 4-16
54331..... 4-16
54332..... 4-16
54333..... 4-16
54334..... 4-16
54335..... 4-16
54336..... 4-16
54337..... 4-16
54338..... 4-16
54340..... 4-16
54342..... 4-16
54343..... 4-16
54344..... 4-16
54345..... 4-16
54346..... 4-16
54348..... 4-16
54349..... 4-16
54350..... 4-16
54351..... 4-16
54352..... 4-16
54353..... 4-16
54354..... 4-16
54355..... 4-16
54356..... 4-16
54357..... 4-16
54358..... 4-16
54359..... 4-16
54360..... 4-16
54361..... 4-16
54362..... 4-16
54365..... 4-16
54373..... 4-16
54374..... 4-16
54375..... 4-23, 6-162
54380..... 4-19
54381..... 4-19
54382..... 4-19
54383..... 4-19
54384..... 4-19
54385..... 4-19
54386..... 4-19
54387..... 4-19
54388..... 4-19
54389..... 4-19
54391..... 4-18
54392..... 4-18
54393..... 4-18
54394..... 4-18
54395..... 4-18
54396..... 4-18
54397..... 4-18
54398..... 4-18
54399..... 4-18
54400..... 4-18
54401..... 4-18
54403..... 4-18
54404..... 4-18
54405..... 4-18
54406..... 4-18
54407..... 4-18
54408..... 4-18
54409..... 4-18
54410..... 4-18
54415..... 4-19
54416..... 4-19
54418..... 4-19
54419..... 4-19
54424..... 4-21
54425..... 4-21
54426..... 4-21
54428..... 4-16
54429..... 4-16
54430..... 4-16
54433..... 4-19
54434..... 4-19
54435..... 4-19
54436..... 4-19
54437..... 4-19
54438..... 4-19
54439..... 4-19
54441..... 4-19
54442..... 4-19
54443..... 4-19
54444..... 4-19
54445..... 4-19
54446..... 4-19
54447..... 4-19
54448..... 4-19
54449..... 4-19
54450..... 4-21
54451..... 4-21
54452..... 4-21
54453..... 4-21
54454..... 4-21
54455..... 4-21
54456..... 4-21
54457..... 4-21
54458..... 4-21
54462..... 4-18
54466..... 4-18
54467..... 4-18
54468..... 4-18
54476..... 4-21
54477..... 4-21
54478..... 4-21
54500..... 4-17
54501..... 4-17
54507..... 4-14
54511..... 4-12
54512..... 4-12
54513..... 4-12
54514..... 4-12
54515..... 4-12
54520..... 4-12
54521..... 4-12
54522..... 4-12
54523..... 4-12
54524..... 4-12
54525..... 4-12
54526..... 4-12
54527..... 4-12
54528..... 4-12
54540..... 4-20
54541..... 4-20
54542..... 4-20
54543..... 4-20
54544..... 4-20
54545..... 4-20
54546..... 4-20
54547..... 4-20
54548..... 4-20
54549..... 4-20
54550..... 4-20
54551..... 4-20
54552..... 4-20
54553..... 4-20
54554..... 4-20
54555..... 4-20
54556..... 4-20
54557..... 4-20
54558..... 4-20
54559..... 4-20
54560..... 4-20
54561..... 4-20
54562..... 4-20
54563..... 4-20
54564..... 4-20
54565..... 4-20
54566..... 4-20
54567..... 4-20
54568..... 4-20
54570..... 4-20
54571..... 4-20
54572..... 4-20
54573..... 4-20
54614..... 4-56, 8-207
54615..... 4-56, 8-207
54616..... 4-56, 8-207
54617..... 4-56, 8-207
54618..... 4-56, 8-207
54619..... 4-56, 8-207
54620..... 4-56, 8-207
54621..... 4-56, 8-207
54622..... 4-56, 8-207
54623..... 4-56, 8-207
54624..... 4-56, 8-207
54625..... 4-56, 8-207
54626..... 4-56, 8-207
54627..... 4-56, 8-207
54632..... 4-43
54633..... 4-43
54675..... 4-56, 8-19
54676..... 4-56, 8-19
54677..... 4-56, 8-19
54678..... 4-56, 8-19
54679..... 4-56, 8-19
54699..... 1-19
54701..... 1-19
54703..... 1-19
54706..... 4-56, 8-19
54707..... 4-56, 8-19
54708..... 4-56, 8-19
54709..... 4-56, 8-19
54710..... 4-56
54711..... 4-56
54712..... 4-56
54713..... 4-56
54714..... 4-56
54715..... 4-56
54716..... 4-56
54717..... 4-56
54718..... 4-56
54719..... 4-56
54720..... 4-56
54721..... 4-57
54722..... 4-57
54723..... 4-57
54724..... 4-57
54725..... 4-57
54726..... 4-57
54727..... 4-57
54728..... 4-57
54795..... 6-2, 12-26
54796..... 4-47, 12-21
54798..... 4-47
54799..... 4-47
54800..... 4-47
54801..... 4-47
54806..... 4-47
54807..... 12-24
54808..... 12-24
54809..... 12-24
54810..... 6-4
54811..... 6-4
54812..... 6-4
54813..... 6-4
54814..... 6-4
54815..... 6-4
54855..... 4-40
54856..... 4-44
55036..... 11-6
55037..... 11-6
55038..... 11-6
55039..... 11-6
55040..... 11-7
55051..... 11-6
55052..... 11-6
55054..... 11-6
55055..... 4-59
55056..... 11-7
55115..... 4-44
55119..... 4-40
55120..... 4-40
55125..... 4-40
55127..... 4-40
55134..... 4-43, 12-66
55139..... 4-39

55142..... 4-39
55150..... 4-39
55152..... 4-39
55174..... 4-42
55175..... 4-42
55176..... 4-42
55177..... 4-42
55178..... 4-41
55179..... 4-42
55180..... 4-42
55183..... 4-41
55184..... 4-41
55185..... 4-42
55186..... 4-41
55187..... 4-43
55189..... 4-42
55190..... 4-39
55192..... 4-42
55193..... 4-42
55195..... 4-41
55197..... 4-42
55198..... 4-43
55720..... 2-10
55721..... 2-10
55722..... 2-10
55723..... 2-10
55725..... 2-10
55726..... 2-10
55780..... 4-47
55781..... 12-24
55784..... 12-24
55785..... 12-24
55786..... 12-24
55787..... 12-24
55793..... 4-45
55794..... 4-45
55795..... 4-46
55798..... 4-46
55799..... 4-46
55800..... 4-46
55802..... 4-46
55803..... 4-45
55805..... 4-46
55806..... 4-45
55807..... 4-45
55808..... 4-45
55809..... 4-45
55810..... 4-45
55812..... 4-46
55813..... 4-45
55814..... 4-47
55815..... 4-46
55816..... 4-46
55817..... 4-46
55818..... 4-46
55819..... 4-45
55820..... 4-45
55821..... 4-45
55823..... 4-47
55824..... 4-45
55825..... 4-22
55831..... 4-47
55832..... 4-47
55836..... 4-23
55837..... 4-23
55838..... 4-23
55839..... 4-23
55840..... 4-23
55841..... 4-23
55842..... 4-45
55843..... 4-45
55844..... 4-45
55845..... 4-45
55847..... 4-45
55862..... 4-23
55863..... 4-23
55864..... 4-23
55865..... 4-23
55866..... 4-23
55881..... 4-22
55882..... 4-22
55883..... 4-22
55884..... 4-22
55885..... 4-22
55886..... 4-22
55901..... 4-24
55902..... 4-24
55903..... 4-24
55904..... 4-24
55907..... 4-24
55908..... 4-24
55909..... 4-24
55912..... 4-24
55913..... 4-24
55914..... 4-24
55915..... 4-24
55918..... 4-24
55919..... 4-24
55923..... 4-24
55924..... 4-24
55941..... 4-24
55942..... 4-24
55943..... 4-24
55944..... 4-24
55945..... 4-24
55946..... 4-24
55952..... 4-24
55954..... 4-24
55955..... 4-24
55960..... 4-24
55961..... 4-24
55962..... 4-24
55966..... 4-24
55972..... 4-24
55973..... 4-24
55976..... 4-24
55989..... 4-24
55990..... 4-24
55991..... 4-24
55994..... 4-24
55995..... 4-24
55998..... 4-24
56004..... 4-24
56005..... 4-24
56010..... 4-24
56011..... 4-24
56012..... 4-24
56016..... 4-24
56018..... 4-24
56020..... 4-22
56021..... 4-22
56022..... 4-22
56025..... 4-22
56026..... 4-22
56027..... 4-22
56030..... 4-22
56034..... 4-22
56038..... 4-22
56039..... 4-22
56045..... 4-22
56046..... 4-22
56047..... 4-22
56057..... 4-23
56070..... 4-23
56073..... 4-23
56074..... 4-23
56075..... 4-23
56080..... 4-23
56081..... 4-23
56082..... 4-23
56083..... 4-23
56084..... 4-23
56089..... 4-23
56091..... 4-23
56101..... 4-22
56102..... 4-22
56103..... 4-22
56104..... 4-22
56115..... 4-22
56120..... 4-22
56125..... 4-22
57002..... 4-50
57003..... 4-50
57004..... 4-50
57006..... 4-50
57007..... 4-50
57008..... 4-51
57009..... 4-51
57010..... 4-52
57011..... 4-52
57012..... 4-51
57125..... 4-51
57126..... 4-51
57130..... 4-50
57131..... 4-50
57132..... 4-50
57133..... 4-52
57134..... 4-52
57135..... 4-52
57136..... 4-52
57138..... 4-52
57139..... 4-52
57140..... 4-52
57141..... 4-52
57142..... 4-52
57143..... 4-52
57144..... 4-52
57145..... 4-52
57146..... 4-52
57147..... 4-52
57148..... 4-52
57149..... 4-51
57150..... 4-50
57151..... 4-50
57152..... 4-51
57153..... 4-51
57154..... 4-51
57155..... 4-50
57156..... 4-50
57157..... 4-51
57158..... 4-51
57159..... 4-51
57161..... 4-50
57162..... 4-50
57163..... 4-51
57164..... 4-50
57165..... 4-51
57166..... 4-50
57167..... 4-52
57168..... 4-52
57169..... 4-51
57171..... 4-50
57172..... 4-50
57174..... 4-50
57175..... 4-50
57176..... 4-50
57177..... 4-50
57178..... 4-50
57179..... 4-50
57180..... 4-50
57181..... 4-50
57182..... 4-50
57290..... 4-50, 4-52
57294..... 4-50
57295..... 4-50
57296..... 4-50
57317..... 2-58
57318..... 2-58
57319..... 2-58
57320..... 2-58
57321..... 2-58
57322..... 2-58
57323..... 2-58
57324..... 2-58
57325..... 2-58
57326..... 2-58
57327..... 2-58
57329..... 2-58
57331..... 2-58
57332..... 2-58
57333..... 2-58
57334..... 2-58
57335..... 2-58
57336..... 2-58
57337..... 2-58
57338..... 2-58
57339..... 2-58
57340..... 2-58
57344..... 2-58
57347..... 2-59
57363..... 2-59
57367..... 2-59
57371..... 2-59
57375..... 2-59
57380..... 2-59
57385..... 2-59
57400..... 4-8
57401..... 4-8
57405..... 4-8
57406..... 4-8
57407..... 4-8
57410..... 4-8
57420..... 4-8
57430..... 4-60
57450..... 4-8
57451..... 4-8
57452..... 4-8
57520..... 4-51
57521..... 4-51
57522..... 4-51
57523..... 4-51
57525..... 4-50
57526..... 4-50
57528..... 4-53
57530..... 4-53
57531..... 4-53
57532..... 4-53
57533..... 4-53
57565..... 4-50
57568..... 4-51
57585..... 4-50
57587..... 4-53
57588..... 4-51
57589..... 4-51
57717..... 2-58
57718..... 2-58
57719..... 2-58
57720..... 2-58
57721..... 2-58
57722..... 2-58
57723..... 2-58
57724..... 2-59
57725..... 2-59
57726..... 2-59
57727..... 2-59
57728..... 2-59
57729..... 2-59
57730..... 2-59
57731..... 2-59
57732..... 2-59

57733..... 2-59
57734..... 2-59
57735..... 2-59
57736..... 2-59
57737..... 2-59
57738..... 2-59
57739..... 2-59
57740..... 2-59
57741..... 2-59
57742..... 2-59
57743..... 2-59
57744..... 2-59
57745..... 2-59
57746..... 2-59
57747..... 2-59
57748..... 2-59
57749..... 2-59
57750..... 2-59
57751..... 2-59
57752..... 2-59
57753..... 2-59
57755..... 2-59
58450..... 2-58
58451..... 2-58
58452..... 2-58
58453..... 2-58
58454..... 2-58
58455..... 2-58
58456..... 2-58
58457..... 2-58
58458..... 2-58
58459..... 2-58
58470..... 2-59
58471..... 2-59
58472..... 2-59
58473..... 2-59
58474..... 2-59
58475..... 2-59
58476..... 2-59
58477..... 2-59
58478..... 2-59
58479..... 2-59
58481..... 2-59
58482..... 2-59
58486..... 2-59
58488..... 2-59
58490..... 2-59
58492..... 2-59
58493..... 2-59
58495..... 2-59
58496..... 2-59
58498..... 2-59
58501..... 2-60
58502..... 2-60
58504..... 2-60
58505..... 2-60
58507..... 2-60
58508..... 2-60
58509..... 2-60
58511..... 2-60
58512..... 2-60
58513..... 2-60
58514..... 2-60
58515..... 2-60
58520..... 2-60
58521..... 2-60
58522..... 2-60
58523..... 2-60
58524..... 2-60
58525..... 2-60
58526..... 2-60
58527..... 2-60
58528..... 2-60
58529..... 2-60
58530..... 2-60
58531..... 2-60
58532..... 2-60
58533..... 2-60
58534..... 2-60
58535..... 2-60
58536..... 2-60
58537..... 2-60
58538..... 2-60
58539..... 2-60
58540..... 2-60
58541..... 2-60
58542..... 2-60
58543..... 2-60
58544..... 2-60
58545..... 2-60
58546..... 2-60
58547..... 2-60
58548..... 2-60
58549..... 2-60
58550..... 2-60
58551..... 2-60
58552..... 2-60
58553..... 2-60
58554..... 2-60
58555..... 2-60
58556..... 2-60
58557..... 2-60
58558..... 2-61
58559..... 2-61
58560..... 2-61
58561..... 2-61
58562..... 2-61
58563..... 2-61
58564..... 2-61
58565..... 2-61
58566..... 2-61
58567..... 2-61
58568..... 2-61
58569..... 2-61
58570..... 2-61
58571..... 2-61
58572..... 2-61
58573..... 2-61
58574..... 2-61
58575..... 2-61
58576..... 2-61
58577..... 2-61
58578..... 2-61
58579..... 2-61
58580..... 2-61
58581..... 2-61
58582..... 2-61
58583..... 2-61
58584..... 2-61
58585..... 2-61
58586..... 2-61
58587..... 2-61
58588..... 2-61
58589..... 2-61
58590..... 2-61
58591..... 2-61
58592..... 2-61
58593..... 2-61
58594..... 2-61
58596..... 2-61
58598..... 2-61
58600..... 2-60
58603..... 2-60
58605..... 2-60
58612..... 2-60
58613..... 2-60
58614..... 2-60
58615..... 2-60
58619..... 2-65
58620..... 2-63
58621..... 2-63
58622..... 2-63
58623..... 2-63
58624..... 2-63
58625..... 2-63
58626..... 2-63
58627..... 2-63
58628..... 2-63
58629..... 2-63
58630..... 2-63
58631..... 2-63
58632..... 2-63
58633..... 2-63
58634..... 2-63
58635..... 2-63
58636..... 2-63
58637..... 2-63
58638..... 2-63
58639..... 2-63
58640..... 2-63
58641..... 2-63
58642..... 2-63
58643..... 2-63
58644..... 2-63
58645..... 2-63
58646..... 2-63
58647..... 2-63
58648..... 2-63
58649..... 2-63
58650..... 2-63
58651..... 2-63
58652..... 2-63
58653..... 2-63
58654..... 2-63
58655..... 2-63
58656..... 2-63
58657..... 2-63
58658..... 2-63
58659..... 2-63
58660..... 2-63
58662..... 2-63
58663..... 2-63
58664..... 2-63
58666..... 2-63
58668..... 2-63
58670..... 2-63
58671..... 2-63
58675..... 2-63
58680..... 2-63
58685..... 2-63
58690..... 2-63
58692..... 2-63
58696..... 2-63
58719..... 2-65
58725..... 2-61
58728..... 2-61
58729..... 2-61
58730..... 2-61
58731..... 2-61
58732..... 2-61
58733..... 2-62
58734..... 2-62
58735..... 2-62
58736..... 2-62
58737..... 2-62
58738..... 2-62
58739..... 2-62
58740..... 2-62
58741..... 2-62
58742..... 2-62
58743..... 2-62
58744..... 2-62
58745..... 2-62
58746..... 2-62
58747..... 2-62
58748..... 2-62
58749..... 2-62
58750..... 2-62
58751..... 2-62
58752..... 2-62
58753..... 2-62
58754..... 2-62
58755..... 2-62
58756..... 2-62
58757..... 2-62
58758..... 2-62
58759..... 2-62
58760..... 2-62
58761..... 2-62
58762..... 2-62
58763..... 2-62
58764..... 2-62
58765..... 2-62
58766..... 2-62
58767..... 2-62
58768..... 2-62
58769..... 2-62
58770..... 2-62
58771..... 2-62
58772..... 2-62
58773..... 2-62
58774..... 2-62
58775..... 2-62
58776..... 2-62
58777..... 2-62
58778..... 2-62
58779..... 2-62
58780..... 2-62
58781..... 2-62
58782..... 2-62
58783..... 2-62
58784..... 2-62
58785..... 2-62
58786..... 2-62
58787..... 2-62
58788..... 2-62
58789..... 2-62
58790..... 2-62
58791..... 2-62
58792..... 2-62
58793..... 2-62
58794..... 2-62
58795..... 2-62
58796..... 2-62
58797..... 2-62
58798..... 2-62
58799..... 2-62
58800..... 2-61
58801..... 2-61
58802..... 2-61
58803..... 2-61
58804..... 2-61
58806..... 2-61
58807..... 2-61
58808..... 2-61
58809..... 2-61
58810..... 2-61
58811..... 2-61
58812..... 2-61
58813..... 2-61
58814..... 2-61
58815..... 2-61
58816..... 2-61
58817..... 2-61
58818..... 2-61
58828..... 2-64
58830..... 2-64
58832..... 2-64
58833..... 2-64
58834..... 2-64

58835..... 2-64
58836..... 2-64
58838..... 2-64
58839..... 2-64
58840..... 2-64
58841..... 2-64
58842..... 2-64
58843..... 2-64
58844..... 2-64
58845..... 2-64
58846..... 2-64
58847..... 2-64
58848..... 2-64
58849..... 2-64
58850..... 2-64
58851..... 2-64
58852..... 2-64
58853..... 2-64
58854..... 2-64
58855..... 2-64
58856..... 2-64
58857..... 2-64
58858..... 2-64
58859..... 2-64
58860..... 2-64
58861..... 2-64
58862..... 2-64
58863..... 2-64
58864..... 2-64
58865..... 2-64
58866..... 2-64
58867..... 2-64
58868..... 2-64
58870..... 2-64
58871..... 2-64
58872..... 2-64
58873..... 2-64
58874..... 2-64
58875..... 2-64
58876..... 2-64
58877..... 2-64
58878..... 2-64
58879..... 2-64
58880..... 2-64
58881..... 2-64
58882..... 2-64
58883..... 2-64
58884..... 2-64
58885..... 2-64
58886..... 2-64
58888..... 2-64
58889..... 2-64
58890..... 2-65
58891..... 2-65
58892..... 2-65
58893..... 2-65
58895..... 2-65
58896..... 2-65
58897..... 2-65
58899..... 2-65
58901..... 2-64
58903..... 2-64
58908..... 2-64
58913..... 2-64
58915..... 2-64
58918..... 2-64
58919..... 2-64
58920..... 2-64
58923..... 2-64
58927..... 2-64
58932..... 2-64
60008..... 8-151
60016..... 8-138
60022..... 8-148
60023..... 8-136
60024..... 8-136
60026..... 8-137
60028..... 8-138
60040..... 8-258
60044..... 8-258
60045..... 8-258
60048..... 8-138
60049..... 8-138
60050..... 8-138
60051..... 8-138
60052..... 8-138
60053..... 8-138
60054..... 8-138
60055..... 8-138
60056..... 8-258
60057..... 8-258
60058..... 8-138
60059..... 8-258
60060..... 8-138
60061..... 8-138
60062..... 8-258
60067..... 8-258
60068..... 8-258
60071..... 8-258
60094..... 8-139
60097..... 8-139
60100..... 8-140
60115..... 8-140
60128..... 8-149
60129..... 8-139
60134..... 8-140
60136..... 8-140
60137..... 8-140
60139..... 8-148
60141..... 8-140
60143..... 2-57, 8-147
60145..... 2-57, 8-138
60146..... 2-57, 8-146
60148..... 8-140
60149..... 8-140
60150..... 8-148
60151..... 8-141
60152..... 8-149
60154..... 8-149
60183..... 8-142
60186..... 8-149
60188..... 8-149
60189..... 8-149
60191..... 8-145
60195..... 8-145
60196..... 8-145
60213..... 8-145
60215..... 8-145
60216..... 8-149
60217..... 8-145
60219..... 8-148
60220..... 8-145
60261..... 8-145
60270..... 8-145
60271..... 8-145
60272..... 8-146
60275..... 8-147
60276..... 8-147
60278..... 8-140
60279..... 8-144
60282..... 8-142
60291..... 8-151
60292..... 8-151
60298..... 8-150
60303..... 8-148
60321..... 8-152
60339..... 8-151
60340..... 8-152
60342..... 8-142
60343..... 8-144
60344..... 8-150
60351..... 8-149
60354..... 8-147
60368..... 8-149
60370..... 8-149
60373..... 8-147
60377..... 8-138
60382..... 8-147
60392..... 8-142
60394..... 8-151
60397..... 8-149
60398..... 8-144
60403..... 7-85
60418..... 8-149
60419..... 8-149
60437..... 8-145
60438..... 8-152
60467..... 8-78, 8-172
60468..... 8-78, 8-172
60481..... 8-78, 8-172
60483..... 8-78, 8-172
60487..... 8-150
60490..... 8-78, 8-172
60492..... 8-78, 8-172
60493..... 8-78, 8-172
60495..... 8-145
60496..... 8-141
60503..... 8-141
60504..... 8-151
60511..... 8-149
60518..... 8-78, 8-172
60525..... 8-148
60535..... 8-260
60537..... 8-260
60538..... 8-78, 8-172
60541..... 8-260
60542..... 8-140
60543..... 8-151
60544..... 8-149
60557..... 8-78, 8-172
60559..... 8-97, 8-98, 8-99
60579..... 8-78, 8-172
60598..... 8-78, 8-172
60608..... 8-150
60609..... 8-141
60614..... 8-147
60616..... 8-139
60617..... 8-146
60630..... 8-139
60633..... 8-147
60635..... 8-137
60636..... 8-149
60638..... 8-140
60639..... 8-147
60641..... 8-142
60642..... 8-138
60645..... 8-138
60648..... 8-146
60650..... 8-148
60652..... 8-148
60655..... 8-139
60656..... 8-140
60661..... 8-77
60662..... 8-148
60663..... 8-77
60664..... 8-77
60665..... 8-77
60666..... 8-77
60667..... 8-77
60668..... 8-77
60669..... 8-77
60671..... 8-77
60672..... 8-149
60675..... 8-77
60676..... 8-149
60680..... 8-136
60681..... 8-138
60684..... 8-139
60687..... 8-139
60690..... 8-139
60698..... 8-151
60699..... 2-56, 8-140
60700..... 8-148
60702..... 2-56, 8-140
60712..... 8-149
60715..... 8-258
60737..... 8-142
60740..... 2-56, 8-140
60741..... 2-56, 8-140
60742..... 8-75
60744..... 8-75
60745..... 8-75
60746..... 8-75
60747..... 8-75
60754..... 8-142
60756..... 8-149
60758..... 8-75
60760..... 8-149
60762..... 8-75
60766..... 8-75
60767..... 8-75
60768..... 8-75
60771..... 8-75
60772..... 8-75
60773..... 8-75
60774..... 8-75
60777..... 8-75
60779..... 8-149
60783..... 8-78, 8-172
60784..... 8-75
60786..... 8-149
60792..... 8-140
60794..... 8-152
60802..... 8-149
60803..... 8-75
60804..... 8-149
60807..... 8-75
60808..... 8-75
60809..... 8-75
60813..... 8-146
60815..... 8-151
60817..... 8-146
60822..... 8-148
60823..... 8-148
60824..... 8-148
60825..... 8-78, 8-172
60826..... 8-148
60827..... 8-78, 8-172
60828..... 8-78, 8-172
60837..... 8-78, 8-172
60838..... 8-149
60841..... 8-78, 8-172
60843..... 8-78, 8-172
60846..... 8-150
60847..... 8-150
60848..... 8-85, 8-88, 8-176
60849..... 8-150
60854..... 8-149
60858..... 8-146
60859..... 8-141
60860..... 8-141
60863..... 8-149
60865..... 8-148
60866..... 8-149
60868..... 8-149
60872..... 8-149
60873..... 8-142
60874..... 8-139
60875..... 8-142
60876..... 8-142

60877..... 8-149
60878..... 8-146
60879..... 8-146
60881..... 8-149
60884..... 8-142
60885..... 8-149
60887..... 8-141
60888..... 8-149
60891..... 8-142
60893..... 8-140
60895..... 8-148
60896..... 8-141
60899..... 8-151
60900..... 8-141
60902..... 8-146
60903..... 8-139
60904..... 8-138
60905..... 8-148
60908..... 8-138
60912..... 8-138
60918..... 8-148
60923..... 2-57, 8-141
60936..... 8-259
60937..... 8-259
60939..... 8-259
60940..... 8-259
60943..... 8-149
60944..... 8-136
60945..... 8-138
60948..... 8-147
60956..... 8-259
60961..... 8-259
60962..... 8-150
60963..... 8-150
60964..... 8-139
60965..... 8-140
60966..... 8-259
60968..... 8-259
60970..... 8-140
60973..... 8-259
60976..... 8-259
60977..... 8-141
60978..... 8-259
60980..... 8-149
60984..... 8-259
60985..... 8-142
60986..... 8-149
60987..... 8-150
60988..... 8-150
60990..... 8-141
60991..... 8-141
61020..... 8-141
61024..... 8-150
61027..... 8-150
61028..... 8-139
61034..... 8-142
61036..... 8-147
61037..... 8-151
61038..... 8-141
61039..... 8-141
61046..... 8-151
61051..... 8-150
61052..... 6-65, 8-145
61053..... 6-65, 8-146
61057..... 8-141
61058..... 8-141
61060..... 8-150
61061..... 8-148
61062..... 8-142
61063..... 8-150
61067..... 8-150
61071..... 8-150
61073..... 8-151
61074..... 8-150
61075..... 8-148
61076..... 8-151
61078..... 8-142
61087..... 8-142
61088..... 8-137
61091..... 8-138
61095..... 8-92, 8-136
61097..... 8-92, 8-147
61098..... 8-92, 8-136
61099..... 8-92, 8-136
61101..... 8-92, 8-137
61102..... 8-92, 8-137
61103..... 8-92, 8-147
61104..... 8-92, 8-137
61106..... 8-92, 8-147
61107..... 8-92, 8-136
61108..... 8-92, 8-137
61109..... 8-92, 8-147
61110..... 8-92, 8-136
61111..... 8-92, 8-136
61112..... 8-141
61117..... 8-138
61132..... 8-254
61134..... 8-254
61135..... 8-257
61136..... 8-257
61137..... 8-257
61148..... 8-74, 8-169
61151..... 8-74, 8-169
61155..... 8-74
61156..... 8-74, 8-178
61157..... 8-74, 8-169, 8-178
61188..... 8-149
61190..... 8-152
61199..... 8-96, 8-179, 8-181
61200..... 8-151
61201..... 8-255
61202..... 8-256
61203..... 8-256
61205..... 8-256
61206..... 8-255
61207..... 8-255
61210..... 8-256
61212..... 8-256
61215..... 8-255
61218..... 8-255
61219..... 8-257
61221..... 8-257
61222..... 8-254
61223..... 8-257
61224..... 8-257
61225..... 8-254
61226..... 8-257
61227..... 8-256
61228..... 8-257
61229..... 8-257
61241..... 8-147
61247..... 8-255
61250..... 8-255
61270..... 8-151
61271..... 8-151
61272..... 8-151
61310..... 8-152
61311..... 8-150
61312..... 8-141
61315..... 8-139
61316..... 8-140
61348..... 8-140
61361..... 8-152
61363..... 8-152
61373..... 8-142
61375..... 8-152
61376..... 8-139
61378..... 8-148
61379..... 8-137
61381..... 8-151
61384..... 8-151
61385..... 8-148
61386..... 8-148
61395..... 8-140
61396..... 8-136
61397..... 8-151
61400..... 8-140
61402..... 8-141
61403..... 8-151
61404..... 8-151
61405..... 8-151
61406..... 8-151
61409..... 8-141
61411..... 8-141
61419..... 8-141
61420..... 8-141
61422..... 8-141
61427..... 11-4
61430..... 8-141
61431..... 8-141
61432..... 8-141
61433..... 8-141
61434..... 8-141
61437..... 8-77
61438..... 8-151
61441..... 8-151
61445..... 8-136
61446..... 8-150
61447..... 8-149
61448..... 8-150
61456..... 8-151
61457..... 8-148
61462..... 8-150
61463..... 8-150
61470..... 8-139
61475..... 8-150
61479..... 8-150
61482..... 8-148
61483..... 8-151
61492..... 8-151
61493..... 8-151
61495..... 8-151
61496..... 8-258
61497..... 8-258
61499..... 8-258
61500..... 8-258
61501..... 8-258
61502..... 8-258
61503..... 8-258
61506..... 8-258
61514..... 8-258
61515..... 8-258
61517..... 8-258
61529..... 8-258
61531..... 8-257
61536..... 8-144
61539..... 8-151
61540..... 10-7
61541..... 8-148
61542..... 10-54
61543..... 8-138
61544..... 8-145
61545..... 8-142
61546..... 8-142
61547..... 8-142
61548..... 8-142
61559..... 8-142
61560..... 8-150
61561..... 8-142
61562..... 8-142
61578..... 10-48
61602..... 8-258
61605..... 8-255
61606..... 8-255
61610..... 8-257
61611..... 10-48
61612..... 10-48
61613..... 8-256
61618..... 8-257
61620..... 8-257
61623..... 8-257
61624..... 8-257
61626..... 8-257
61633..... 10-48
61634..... 10-48
61635..... 10-48
61636..... 10-48
61637..... 8-152
61639..... 8-152
61640..... 10-48
61641..... 10-48
61643..... 10-48
61645..... 10-48
61647..... 10-48
61650..... 10-48
61651..... 10-48
61652..... 8-256
61653..... 8-256
61654..... 8-255
61655..... 10-48
61661..... 8-257
61662..... 10-48
61665..... 10-48
61674..... 8-121
61677..... 8-121, 8-125
61678..... 8-256
61679..... 8-255, 8-256
61680..... 8-258
61682..... 8-258
61683..... 8-257
61684..... 8-255
61685..... 8-256
61689..... 8-258
61690..... 8-258
61691..... 8-97, 8-98, 8-99
61692..... 8-23, 8-47, 8-61, 8-100, 8-102, 8-165, 8-166, 8-167, 8-168
61694..... 8-148
61695..... 8-150
61696..... 8-151
61697..... 8-138
61702..... 8-83, 8-88, 8-102, 8-140, 8-166, 8-167, 8-169, 8-175, 8-176, 8-177, 8-178
61705..... 8-150
61710..... 10-33
61711..... 10-32
61760..... 7-79
61768..... 10-48
61769..... 10-48
61770..... 10-48
61774..... 8-281
61790..... 8-281
61791..... 8-281
61803..... 8-281
61820..... 8-281
61875..... 8-142
61901..... 11-1
61902..... 11-1
61907..... 11-1
61908..... 11-1
61911..... 8-139
61912..... 8-258
61913..... 8-258
61914..... 8-258
61915..... 8-258
61921..... 8-258
61924..... 8-258

61925..... 8-258
61930..... 8-152
61936..... 8-258
61938..... 10-54
61941..... 8-258
61943..... 8-258
61944..... 8-258
61946..... 8-269
61947..... 8-256
61948..... 8-269
61949..... 8-269
61951..... 8-269
61952..... 8-269
61962..... 11-1
61963..... 11-1
61966..... 11-1
62015..... 8-203
62019..... 8-203
62020..... 8-203
62021..... 8-203
62028..... 8-203
62029..... 8-203
62030..... 8-203
62031..... 8-203
62032..... 8-203
62033..... 8-203
62034..... 8-203
62035..... 8-203
62036..... 8-203
62037..... 8-203
62038..... 8-203
62051..... 8-269
62066..... 10-68
62076..... 8-152
62077..... 8-149
62178..... 8-150
62180..... 8-150
62182..... 10-104
62184..... 8-150
62185..... 8-150
62197..... 8-150
62198..... 8-138
62199..... 6-65, 8-140
62205..... 8-278
62206..... 8-278
62207..... 8-278
62208..... 8-278
62209..... 8-278
62210..... 8-278
62211..... 8-278
62212..... 8-278
62213..... 8-278
62214..... 8-278
62215..... 8-268
62216..... 8-269
62218..... 8-269
62219..... 8-268
62228..... 8-148
62231..... 8-149
62232..... 8-148
62233..... 8-149
62236..... 8-150
62240..... 8-149
62241..... 8-150
62243..... 8-149
62249..... 8-151
62255..... 8-263
62260..... 8-264
62261..... 8-264
62263..... 8-263
62264..... 8-263
62266..... 8-268
62268..... 8-263
62269..... 8-263
62270..... 8-269
62271..... 8-269
62272..... 10-9
62273..... 10-9
62274..... 10-9
62275..... 10-9
62276..... 10-9
62277..... 8-263
62278..... 8-263
62279..... 8-263
62280..... 10-9
62286..... 8-269
62287..... 8-263
62288..... 8-263
62289..... 8-263
62290..... 8-269
62291..... 8-269
62292..... 8-269
62293..... 8-269
62294..... 10-92
62295..... 8-269
62296..... 8-263
62297..... 8-263
62298..... 8-270
62299..... 8-263
62300..... 8-271
62301..... 8-263
62303..... 8-271
62304..... 8-263
62305..... 8-263
62306..... 8-271
62307..... 8-271
62308..... 8-271
62309..... 8-271
62322..... 8-263
62323..... 8-263
62328..... 8-270
62329..... 8-270
62330..... 8-263
62332..... 8-263
62333..... 8-263
62334..... 8-271
62335..... 8-263
62336..... 8-271
62337..... 8-271
62338..... 8-271
62339..... 8-271
62340..... 8-271
62341..... 10-104
62342..... 8-271
62343..... 8-271
62344..... 8-271
62345..... 8-271
62346..... 8-271
62347..... 8-270
62348..... 8-270
62349..... 8-270
62350..... 8-270
62354..... 8-268
62355..... 10-105
62356..... 10-103
62357..... 10-103
62358..... 10-103
62359..... 8-268
62360..... 8-269
62371..... 8-263
62372..... 10-85
62374..... 10-106
62375..... 10-103
62377..... 8-263
62380..... 10-106
62381..... 10-103
62382..... 10-106
62383..... 10-104
62384..... 10-104
62385..... 8-263
62396..... 8-263
62397..... 10-104
62398..... 10-103
62400..... 8-269
62405..... 10-104
62410..... 8-263
62419..... 8-268
62420..... 8-269
62428..... 8-268
62429..... 8-268
62436..... 8-268
62437..... 8-268
62441..... 8-268
62442..... 8-268
62443..... 8-268
62444..... 8-267
62445..... 10-105
62446..... 10-104
62447..... 8-267
62449..... 8-267
62450..... 8-268
62451..... 10-104
62452..... 8-268
62453..... 8-268
62454..... 10-105
62456..... 10-103
62457..... 8-268
62458..... 8-268
62459..... 10-105
62460..... 10-105
62461..... 10-105
62462..... 8-267
62464..... 10-105
62465..... 8-269
62467..... 8-267
62468..... 8-268
62469..... 8-268
62470..... 8-267
62471..... 10-105
62472..... 2-50, 8-267
62473..... 2-50, 8-267
62474..... 8-267
62476..... 2-50, 8-267
62477..... 2-50, 8-267
62478..... 2-50, 8-268
62479..... 8-267
62480..... 8-267
62482..... 8-267
62483..... 8-267
62484..... 8-267
62485..... 8-267
62487..... 8-267
62488..... 8-267
62489..... 10-104
62490..... 8-267
62491..... 8-268
62492..... 8-267
62494..... 2-50, 8-267
62496..... 8-267
62497..... 8-269
62498..... 8-263
62499..... 8-269
62500..... 8-269
62501..... 8-269
62502..... 8-267
62503..... 8-269
62504..... 8-269
62505..... 8-269
62507..... 8-267
62518..... 8-268
62520..... 8-268
62523..... 8-267
62525..... 8-268
62531..... 8-267
62532..... 8-267
62533..... 8-267
62534..... 8-267
62537..... 8-267
62538..... 8-267
62541..... 8-267
62542..... 8-268
62544..... 8-267
62547..... 8-268
62548..... 8-267
62549..... 8-268
62550..... 8-268
62556..... 8-268
62557..... 8-267
62558..... 8-267
62559..... 8-267
62562..... 8-268
62565..... 8-268
62566..... 8-268
62571..... 8-268
62572..... 8-268
62573..... 8-267
62575..... 8-268
62578..... 8-267
62579..... 8-267
62580..... 8-267
62583..... 8-267
62584..... 8-268
62585..... 8-267
62588..... 8-268
62589..... 8-268
62591..... 8-267
62592..... 2-50, 8-267
62594..... 2-50
62595..... 8-267
62598..... 8-267
62600..... 8-269
62602..... 8-268
62603..... 8-269
62604..... 8-268
62605..... 8-269
62606..... 8-268
62608..... 8-268
62609..... 8-268
62612..... 8-268
62613..... 8-267
62614..... 8-263
62616..... 2-50, 8-267
62617..... 2-50, 8-267
62618..... 2-50, 8-267
62619..... 2-50, 8-267
62620..... 8-267
62621..... 8-268
62623..... 8-138
62624..... 8-138
62626..... 8-138
62627..... 8-267
62628..... 8-267
62629..... 8-269
62630..... 8-267
62631..... 8-267
62632..... 8-267
62633..... 8-267
62634..... 10-71
62635..... 8-267
62637..... 8-138
62639..... 8-138
62640..... 8-138
62642..... 8-268
62643..... 8-269
62644..... 8-138
62646..... 8-138
62647..... 8-267
62648..... 8-268
62649..... 8-268
62650..... 8-269

62651..... 8-268
62652..... 8-268
62653..... 8-268
62654..... 8-268
62655..... 8-269
62656..... 8-267
62657..... 8-267
62658..... 8-268
62659..... 8-268
62660..... 8-268
62661..... 8-268
62663..... 8-138
62664..... 8-268
62666..... 10-103
62667..... 10-103
62668..... 10-103
62670..... 10-103
62671..... 10-103
62674..... 10-105
62685..... 8-268
62686..... 10-91
62689..... 10-108
62690..... 10-108
62691..... 10-91
62692..... 10-91
62693..... 10-92
62694..... 10-91
62697..... 10-103
62698..... 10-92
62702..... 10-92
62703..... 8-139
62705..... 10-92
62706..... 8-139
62707..... 10-103
62709..... 8-139
62711..... 10-92
62712..... 8-139
62713..... 8-140
62714..... 8-140
62716..... 10-92
62717..... 10-103
62718..... 8-140
62719..... 10-92
62721..... 10-107
62722..... 10-107
62725..... 8-141
62727..... 10-92
62728..... 10-92
62729..... 10-92
62730..... 10-103
62731..... 10-92
62733..... 10-103
62734..... 10-103
62735..... 10-103
62740..... 10-92
62741..... 10-92
62742..... 10-103
62747..... 10-103
62751..... 8-141
62752..... 10-103
62753..... 10-103
62755..... 10-106
62761..... 10-99
62762..... 10-107
62763..... 8-151
62772..... 10-90
62777..... 10-103
62778..... 10-103
62795..... 8-141
62797..... 8-142
62801..... 10-90
62802..... 10-90
62803..... 10-90
62804..... 10-90
62807..... 8-142
62820..... 8-142
62823..... 10-90
62825..... 8-179
62826..... 8-179
62827..... 8-179
62828..... 8-179
62830..... 8-179
62832..... 8-142
62833..... 8-142
62835..... 8-144
62836..... 8-147
62837..... 8-147
62838..... 8-150
62842..... 10-90
62845..... 10-90
62846..... 10-90
62848..... 10-90
62849..... 10-90
62850..... 10-90
62853..... 10-106
62854..... 10-103
62855..... 10-103
62865..... 10-104
62866..... 10-104
62870..... 10-101
62871..... 10-101
62872..... 10-101
62873..... 10-101
62874..... 10-84
62880..... 10-97
62881..... 10-97
62882..... 10-97
62883..... 8-146
62884..... 8-152
62885..... 10-105
62886..... 10-97
62887..... 10-97
62888..... 10-97
62889..... 10-97
62900..... 10-97
62901..... 10-97
62902..... 10-104
62903..... 10-97
62904..... 10-97
62907..... 10-101
62908..... 10-101
62909..... 10-101
62910..... 10-105
62911..... 10-105
62912..... 10-101
62913..... 10-101
62914..... 10-101
62916..... 10-101
62918..... 10-101
62919..... 10-101
62930..... 10-109
62931..... 10-109
62932..... 10-103
62936..... 10-105
62937..... 10-106
62940..... 8-143
62975..... 8-269
62976..... 8-269
62977..... 8-269
62978..... 8-269
62979..... 8-269
62980..... 8-267
62982..... 8-268
62983..... 8-268
62984..... 8-146
63014..... 6-65, 8-141
63015..... 6-65, 8-146
63016..... 6-65, 8-146
63019..... 8-138
63026..... 8-145
63033..... 8-141
63035..... 8-142
63040..... 6-65, 8-146
63041..... 6-65, 8-146
63042..... 8-152
63054..... 8-152
63066..... 8-121
63068..... 8-149
63072..... 8-151
63073..... 8-151
63105..... 10-94
63121..... 8-132
63122..... 8-132, 8-134
63131..... 8-132, 8-134
63138..... 8-119, 8-130, 8-132, 8-134
63142..... 10-105
63143..... 8-146
63150..... 8-138
63152..... 8-152
63164..... 10-95
63168..... 8-149
63175..... 8-152
63179..... 8-140
63185..... 10-97
63186..... 10-95
63189..... 10-94
63194..... 10-95
63196..... 10-95
63197..... 10-95
63198..... 10-95
63199..... 10-95
63203..... 8-142
63208..... 8-139
63209..... 8-139
63219..... 9-24
63223..... 9-24
63225..... 9-24
63227..... 8-139
63228..... 9-24
63231..... 9-24
63232..... 9-24
63235..... 10-93
63236..... 10-93
63237..... 10-100
63238..... 10-100
63239..... 8-136
63241..... 9-24
63242..... 8-139
63255..... 8-145
63263..... 8-145
63269..... 8-146
63270..... 8-149
63273..... 8-138
63274..... 8-139
63275..... 8-140
63276..... 8-141
63277..... 8-142
63278..... 8-142
63286..... 8-146
63287..... 8-148
63289..... 8-148
63291..... 9-24
63292..... 9-24
63294..... 8-140
63297..... 9-24
63304..... 9-24
63307..... 8-139
63309..... 9-24
63311..... 8-151
63312..... 4-65
63315..... 8-137
63318..... 9-24
63319..... 8-152
63320..... 8-192
63323..... 9-24
63325..... 9-24
63336..... 9-23
63436..... 8-260
63440..... 8-142
63459..... 8-260
63461..... 8-150
63475..... 8-150
63478..... 8-150
63479..... 8-141
63481..... 8-140, 8-150
63486..... 8-150
63514..... 8-92, 8-151
63556..... 8-88
63557..... 8-88
63561..... 8-88
63565..... 8-88
63566..... 8-88
63574..... 8-88
63585..... 8-88
63614..... 8-150
63615..... 8-150
63616..... 8-150
63617..... 8-150
63644..... 8-277
63645..... 8-277
63646..... 8-277
63647..... 8-277
63648..... 8-277
63649..... 8-277
63650..... 8-277
63651..... 8-277
63652..... 8-277
63653..... 8-277
63654..... 8-277
63656..... 8-277
63657..... 8-277
63658..... 8-277
63659..... 8-277
63675..... 8-277
63677..... 6-165
63678..... 6-165
63720..... 8-143
63721..... 6-165
63723..... 8-276
63724..... 8-194
63725..... 8-276
63726..... 8-276
63731..... 8-276
63739..... 8-279
63752..... 8-194
63753..... 8-194
63755..... 8-193
63759..... 8-193
63760..... 8-194
63761..... 8-194
63762..... 8-194
63763..... 8-194
63764..... 8-195
63766..... 8-195
63767..... 8-195
63768..... 8-195
63769..... 8-194
63770..... 8-194
63773..... 8-194
63793..... 8-276
63795..... 8-276
63797..... 8-276
63799..... 8-276
63801..... 8-276
63803..... 8-276
63804..... 8-139
63805..... 8-276
63806..... 8-276
63807..... 8-195

63809..... 8-195
63810..... 8-195
63818..... 8-140
63819..... 8-195
63821..... 8-276
63822..... 8-276
63825..... 8-276
63826..... 8-276
63831..... 8-279
63832..... 8-279
63833..... 8-279
63834..... 8-279
63835..... 8-280
63843..... 8-280
63845..... 8-279
63848..... 8-279
63858..... 8-279
63861..... 8-10, 8-11, 8-12, 8-13, 8-16, 8-17, 8-143, 8-158, 8-159, 8-160, 8-161, 8-163, 8-164
63872..... 8-143, 8-162
63873..... 8-2, 8-3, 8-143
63878..... 8-142
63890..... 10-65
63895..... 10-65
63897..... 10-65
63898..... 10-61
63899..... 8-195
63913..... 8-192
63914..... 8-192
63915..... 8-192
63924..... 8-195
63934..... 8-195
63935..... 8-195
63959..... 8-146
63960..... 8-146
63961..... 8-146
63962..... 8-146
63963..... 8-146
63965..... 8-147
63966..... 8-147
63967..... 8-147
63968..... 8-147
63969..... 8-147
63971..... 8-147
63973..... 8-147
63975..... 8-147
63976..... 8-147
63977..... 8-147
63978..... 8-147
63979..... 8-147
63981..... 8-147
63983..... 8-140
63988..... 8-147
63990..... 8-195
63991..... 8-147
63992..... 8-147
63993..... 8-136
63994..... 8-146
63996..... 8-146
63997..... 8-146
63998..... 8-146
63999..... 8-146
64000..... 2-5
64001..... 2-5
64004..... 2-5
64005..... 2-1
64006..... 2-5
64007..... 2-5
64008..... 2-2
64009..... 2-2
64010..... 2-6
64011..... 2-6
64012..... 2-6
64013..... 2-5
64014..... 2-6
64015..... 2-6
64016..... 2-2
64018..... 2-2
64020..... 2-5
64021..... 2-5
64022..... 2-2
64023..... 2-2
64024..... 2-6
64025..... 2-2
64026..... 2-1
64027..... 2-1
64028..... 2-1
64029..... 2-1
64030..... 2-1
64031..... 2-1
64032..... 2-5
64037..... 8-146
64038..... 2-1
64039..... 2-1
64040..... 2-1
64041..... 2-1
64045..... 2-1
64048..... 2-11
64049..... 2-5
64050..... 2-24
64052..... 2-24
64055..... 8-140
64056..... 2-3
64057..... 2-3
64058..... 2-3
64059..... 2-3
64060..... 2-3
64062..... 8-147
64066..... 8-139
64068..... 2-5
64072..... 10-105
64074..... 10-103
64075..... 10-105
64076..... 10-105
64077..... 10-104
64078..... 10-105
64079..... 10-104
64080..... 10-104
64083..... 10-104
64087..... 10-104
64090..... 2-5
64091..... 2-5
64103..... 2-56
64111..... 2-56
64120..... 10-103
64121..... 10-104
64122..... 10-105
64123..... 8-144
64124..... 8-145
64131..... 8-143
64137..... 8-140
64139..... 8-141
64156..... 2-57
64157..... 2-57
64160..... 2-57
64161..... 2-57
64165..... 2-57
64168..... 2-57
64173..... 8-143
64175..... 8-195
64184..... 2-57
64186..... 2-57
64187..... 2-57
64188..... 2-57
64193..... 2-57
64195..... 2-57
64196..... 2-57
64197..... 8-138
64199..... 2-57
64203..... 2-57
64208..... 2-57
64212..... 2-3
64213..... 2-3
64214..... 2-3
64215..... 2-3
64216..... 2-4
64217..... 2-4
64218..... 2-4
64219..... 2-4
64220..... 2-4
64221..... 2-4
64222..... 2-4
64223..... 2-4
64224..... 2-4
64225..... 2-4
64226..... 2-4
64227..... 2-4
64230..... 2-11
64238..... 8-139
64274..... 2-55
64282..... 2-2
64283..... 2-2
64339..... 8-150
64355..... 10-105
64384..... 10-103
64409..... 10-71
64423..... 8-148
64431..... 8-141
64442..... 6-64
64443..... 6-64
64444..... 6-64
64446..... 6-64
64447..... 6-64
64572..... 10-105
64573..... 10-71
64579..... 8-139
64697..... 7-86
64800..... 8-136
64803..... 8-136
64805..... 8-151
64807..... 8-151
64809..... 8-151
64826..... 8-151
64829..... 6-64
64846..... 10-104
64855..... 10-104
64860..... 8-140
64867..... 8-147
64880..... 8-147
64886..... 8-137
64890..... 8-147
64894..... 10-32
64898..... 8-150
64899..... 8-142
64908..... 10-104
64916..... 10-104
64923..... 10-105
64924..... 10-105
64958..... 7-86
64970..... 8-146
64972..... 8-145
64973..... 10-61
64979..... 8-277
64982..... 8-141
65014..... 8-141
65037..... 7-80
65095..... 10-4
65096..... 10-4
65097..... 10-4
65113..... 10-10
65119..... 10-62
65120..... 10-62
65121..... 10-62
65132..... 10-60
65133..... 10-60
65134..... 10-61
65135..... 10-61
65136..... 10-61
65153..... 10-33
65154..... 10-16
65155..... 10-16
65158..... 8-230
65159..... 8-230
65160..... 8-230
65161..... 8-230
65162..... 8-230
65163..... 8-230
65164..... 8-230
65180..... 10-16
65182..... 10-16
65188..... 10-33
65189..... 10-33
65190..... 10-17
65191..... 10-16, 10-17
65192..... 10-17
65196..... 10-16
65197..... 10-16
65198..... 10-16, 10-17
65202..... 10-16
65204..... 10-17
65209..... 10-16
65213..... 10-16
65215..... 10-16
65216..... 10-104
65219..... 10-16
65224..... 10-16
65225..... 10-59
65226..... 10-59
65227..... 10-59
65228..... 10-54
65229..... 10-13
65230..... 10-59
65231..... 10-59
65232..... 10-59
65233..... 10-59
65234..... 10-59
65235..... 10-59
65236..... 10-59
65237..... 10-59
65239..... 10-13
65240..... 10-12, 10-18, 10-37
65241..... 10-12, 10-18, 10-37
65242..... 10-12, 10-18, 10-37
65243..... 10-12, 10-18, 10-37
65244..... 10-12, 10-18
65249..... 10-55
65251..... 10-55
65254..... 10-13
65255..... 10-66
65256..... 10-66
65263..... 10-16
65264..... 10-55
65286..... 10-52
65291..... 10-14
65292..... 10-14
65296..... 10-14
65303..... 10-14
65308..... 8-146
65314..... 8-138
65315..... 8-147
65317..... 10-47
65318..... 10-47
65319..... 10-61
65322..... 10-61
65323..... 10-61
65324..... 10-72
65332..... 10-52
65333..... 10-52

65334..... 10-52
65335..... 10-52
65336..... 10-52
65337..... 10-59
65338..... 10-52
65340..... 10-17
65341..... 10-58
65342..... 10-58
65343..... 10-17
65344..... 10-59
65345..... 10-52
65346..... 10-52
65347..... 10-52
65348..... 10-52
65349..... 10-52
65350..... 10-52
65351..... 10-49
65353..... 10-59
65354..... 10-49
65355..... 10-59
65356..... 10-59
65357..... 10-59
65358..... 10-49
65359..... 10-54
65361..... 10-55
65362..... 10-54
65363..... 10-54
65364..... 10-54
65365..... 8-141
65366..... 10-54
65367..... 10-58
65368..... 10-58
65369..... 10-54
65370..... 10-54
65371..... 10-54
65373..... 10-53
65374..... 10-53
65375..... 10-53
65376..... 10-58
65377..... 10-58
65378..... 10-58
65379..... 10-49
65380..... 10-58
65381..... 10-59
65382..... 10-59
65383..... 10-54
65384..... 10-54
65385..... 10-59
65386..... 10-49
65387..... 10-55
65388..... 10-55
65389..... 10-58
65390..... 10-58
65391..... 10-58
65392..... 10-58
65396..... 10-58, 10-59
65397..... 10-58
65398..... 10-58
65399..... 10-58
65400..... 10-58
65403..... 10-58
65404..... 10-105
65405..... 10-58
65406..... 10-104
65407..... 10-58
65408..... 10-104
65409..... 10-62
65410..... 10-62
65411..... 10-62
65414..... 10-62
65415..... 10-17
65416..... 10-16, 10-17
65417..... 10-17
65420..... 10-61
65422..... 10-62
65424..... 10-61
65425..... 10-17
65426..... 10-17
65427..... 10-61
65428..... 10-61
65429..... 10-61
65430..... 10-16
65431..... 10-58
65432..... 10-58
65433..... 10-58
65437..... 10-16, 10-17
65438..... 10-16, 10-17
65439..... 10-16, 10-17
65440..... 10-16, 10-17
65441..... 10-62
65442..... 10-62
65443..... 10-62
65444..... 10-16, 10-17
65447..... 10-65
65448..... 10-65
65449..... 10-65
65450..... 10-61
65451..... 10-16
65452..... 10-66
65453..... 10-61
65456..... 8-152
65459..... 10-23
65460..... 10-23
65461..... 10-17
65462..... 10-16, 10-17
65463..... 10-17
65468..... 10-59
65469..... 10-59
65470..... 10-58
65475..... 10-60
65477..... 10-72
65479..... 10-73
65480..... 10-13, 10-72
65482..... 10-73
65483..... 10-73
65484..... 10-73
65485..... 10-73
65486..... 10-53
65487..... 10-73
65488..... 10-72
65491..... 10-72
65492..... 10-59
65493..... 10-72
65494..... 10-72
65495..... 10-72
65496..... 10-73
65498..... 10-60
65499..... 10-69
65500..... 10-69
65501..... 10-69
65502..... 10-60
65506..... 10-69
65507..... 10-69
65509..... 10-69
65510..... 10-69
65512..... 10-69
65513..... 10-69
65514..... 10-13
65515..... 10-13
65524..... 8-96, 8-181
65525..... 8-96, 8-181
65526..... 8-96, 8-181
65529..... 8-96, 8-181
65530..... 8-96, 8-181
65531..... 8-96, 8-181
65532..... 8-96, 8-181
65533..... 10-65
65534..... 10-65
65535..... 10-65
65536..... 10-65
65539..... 10-64
65540..... 10-64
65543..... 10-58
65544..... 10-58
65545..... 10-58
65546..... 10-58
65547..... 10-58, 10-59
65549..... 10-59
65553..... 10-66
65557..... 10-66
65590..... 10-67
65591..... 10-67
65595..... 10-67
65596..... 10-67
65622..... 10-68
65624..... 10-68
65625..... 10-68
65626..... 10-68
65628..... 10-72
65638..... 10-59
65649..... 10-58
65650..... 10-58
65653..... 10-58
65655..... 10-59
65657..... 10-58, 10-59
65660..... 10-58
65668..... 10-59
65669..... 10-59
65670..... 10-59
65672..... 10-59
65673..... 10-59
65679..... 10-59
65680..... 10-55, 10-59
65681..... 10-55, 10-59
65683..... 10-55, 10-59
65684..... 10-55, 10-58, 10-59
65691..... 8-228
65694..... 8-228
65702..... 10-67
65703..... 10-55
65704..... 10-55
65705..... 10-55
65706..... 10-55
65707..... 10-55
65708..... 10-55
65709..... 10-67
65710..... 10-55
65711..... 10-67
65712..... 10-55
65722..... 8-232
65727..... 8-260
65728..... 8-260
65736..... 10-67
65743..... 10-61
65746..... 10-61
65747..... 10-61
65748..... 10-61
65749..... 10-61
65751..... 10-61
65752..... 10-61
65753..... 10-61
65756..... 10-61
65760..... 10-61
65763..... 10-60
65764..... 10-61
65766..... 10-61
65767..... 10-61
65770..... 10-61
65771..... 10-61
65772..... 10-61
65773..... 10-61
65777..... 10-61
65814..... 10-72
65815..... 10-72
65816..... 8-260
65823..... 8-139
65825..... 8-151
65826..... 8-151
65827..... 8-151
65828..... 8-152
65883..... 8-139
65884..... 8-150
65896..... 8-142
65904..... 8-152
65905..... 8-152
65906..... 8-140
65920..... 10-18
65925..... 8-149
65927..... 10-18
65939..... 10-18
65941..... 10-18
65967..... 8-119, 8-128, 8-130
65969..... 8-128, 8-130
65980..... 10-17, 10-18, 10-72
65986..... 10-17, 10-23, 10-72
65994..... 8-232
65995..... 8-152
65998..... 8-148
66005..... 8-139
66047..... 10-92, 10-104
66051..... 8-232
66052..... 8-232
66060..... 8-142
66061..... 8-142
66062..... 8-142
66063..... 8-142
66064..... 8-142
66065..... 8-142
66066..... 8-232
66068..... 8-151
66077..... 8-232
66078..... 8-149
66079..... 8-232
66090..... 8-232
66092..... 8-151
66094..... 8-232
66095..... 8-232
66099..... 8-232
66110..... 8-232
66128..... 8-151
66157..... 8-258
66165..... 8-258
66167..... 8-258
66180..... 10-39
66181..... 10-40
66205..... 10-40
66206..... 10-40
66210..... 10-40
66211..... 10-40
66213..... 10-40
66253..... 8-148
66254..... 8-148
66255..... 8-148
66271..... 8-151
66290..... 10-18
66296..... 8-148
66304..... 10-108
66305..... 10-108
66306..... 8-150
66308..... 10-50
66313..... 10-51
66314..... 10-51
66315..... 10-51
66316..... 10-109
66317..... 10-50
66318..... 10-50
66319..... 8-258
66320..... 10-50
66321..... 8-258
66323..... 8-258

66324..... 10-50
66326..... 10-50
66328..... 8-258
66329..... 8-258
66344..... 10-51
66346..... 10-36
66350..... 10-36
66351..... 10-36
66354..... 10-36
66355..... 10-37
66356..... 10-51
66357..... 10-51
66360..... 8-190
66361..... 8-190
66362..... 8-190
66363..... 8-190
66365..... 8-190
66368..... 8-190
66369..... 8-190
66370..... 8-190
66373..... 8-190
66376..... 10-18
66377..... 8-190
66378..... 8-190
66380..... 8-190
66381..... 8-190
66382..... 8-190
66384..... 10-18
66385..... 8-190
66386..... 10-32
66395..... 10-32
66400..... 10-38
66401..... 10-38
66402..... 10-38
66403..... 10-38
66419..... 10-51
66420..... 10-51
66421..... 10-51
66422..... 10-51
66423..... 10-51
66424..... 10-51
66425..... 10-51
66426..... 10-51
66430..... 10-51
66431..... 10-51
66432..... 10-51
66433..... 10-36
66435..... 10-38
66436..... 10-37
66437..... 10-37
66438..... 10-37
66439..... 10-37
66440..... 10-41
66441..... 10-37
66442..... 10-37
66443..... 10-37
66448..... 10-37
66456..... 10-38
66457..... 10-38
66458..... 10-38
66459..... 10-37
66460..... 10-37
66463..... 10-41
66465..... 10-36
66466..... 10-36
66467..... 10-36
66468..... 10-37
66469..... 10-37
66470..... 10-37
66471..... 10-37
66473..... 10-37
66474..... 10-37
66476..... 10-37
66477..... 10-37
66478..... 10-37
66483..... 10-36
66487..... 10-36
66496..... 10-36
66502..... 10-36
66508..... 10-18
66509..... 10-70
66510..... 10-70
66511..... 10-70
66512..... 10-70
66513..... 10-70
66514..... 10-70
66515..... 10-70
66517..... 10-70
66518..... 10-37
66519..... 10-37
66520..... 10-37
66521..... 10-37
66522..... 10-36
66523..... 10-37
66524..... 8-192
66526..... 10-61
66531..... 10-41
66532..... 10-36
66533..... 10-37
66534..... 10-37
66535..... 10-37
66536..... 10-37
66537..... 10-37
66539..... 10-37
66540..... 10-41
66541..... 10-40
66548..... 10-40
66549..... 10-41
66550..... 10-38
66551..... 10-38
66552..... 10-36
66553..... 10-38
66554..... 10-38
66556..... 10-38
66558..... 10-38
66559..... 10-39
66560..... 10-39
66561..... 10-40
66563..... 10-39
66564..... 10-40
66565..... 10-39
66567..... 10-40
66569..... 10-38
66570..... 10-40
66571..... 10-40
66572..... 10-40
66573..... 10-40
66574..... 10-40
66576..... 10-40
66581..... 10-40
66582..... 10-40
66583..... 10-40
66584..... 10-40
66586..... 10-41
66587..... 10-41
66588..... 10-41
66589..... 10-41
66595..... 10-39
66597..... 10-40
66598..... 10-40
66599..... 10-41
66602..... 10-40
66603..... 10-40
66604..... 10-40
66607..... 10-40
66608..... 10-40
66610..... 10-40
66615..... 10-41
66616..... 10-39
66617..... 10-40
66618..... 10-40
66619..... 10-39
66621..... 10-39
66622..... 10-39
66623..... 10-39
66624..... 10-39
66625..... 10-39
66626..... 10-50
66627..... 10-51
66637..... 10-39
66638..... 10-38
66639..... 10-38
66649..... 10-39
66652..... 10-18
66667..... 10-38
66668..... 10-39
66669..... 10-39
66685..... 10-40
66686..... 10-40
66687..... 10-40
66703..... 10-41
66710..... 8-138
66734..... 10-38
66736..... 10-38
66737..... 8-148
66738..... 10-35
66740..... 10-41
66741..... 10-41
66744..... 10-39
66748..... 10-39
66749..... 10-39
66758..... 10-39
66759..... 10-39
66760..... 10-39
66761..... 10-68
66762..... 10-32
66764..... 10-39
66765..... 10-39
66767..... 10-40, 10-112
66768..... 10-40
66774..... 10-111
66776..... 10-16
66798..... 10-40
66799..... 10-40
66809..... 10-40
66819..... 10-40
66848..... 10-39
66879..... 10-39
66901..... 8-260
66902..... 8-260
66904..... 8-149
66907..... 8-96, 8-179, 8-181
66908..... 10-103
66909..... 10-105
66944..... 10-32
66945..... 10-32
66946..... 10-32
66947..... 10-32
66948..... 8-260
66949..... 8-260
66950..... 8-260
66951..... 8-260
66952..... 8-260
66953..... 8-260
66954..... 8-260
66955..... 10-32
66956..... 8-260
66957..... 8-260
66958..... 10-32
66960..... 8-260
66963..... 8-260
66964..... 8-260
66965..... 8-260
66967..... 8-260
66968..... 10-32
66970..... 10-92
66971..... 10-92
66975..... 8-260
66976..... 10-32
66977..... 8-260
66978..... 8-260
66979..... 10-17
66980..... 8-139, 8-260
66982..... 8-141
66991..... 10-17
66992..... 10-17
66993..... 8-260
66995..... 8-151
67120..... 10-16, 10-17
67124..... 10-16
67129..... 10-16, 10-17
67131..... 10-16, 10-17
67135..... 10-16, 10-17
67143..... 10-15
67144..... 10-15
67145..... 10-15
67146..... 10-15
67147..... 10-15
67175..... 8-198
67176..... 8-198
67178..... 8-199
67192..... 10-15
67193..... 10-15
67194..... 10-15
67195..... 10-15
67196..... 10-15
67197..... 10-15
67198..... 10-15
67199..... 10-15
67242..... 10-5
67259..... 10-15
67260..... 10-15
67261..... 10-15
67262..... 10-15
67263..... 10-15
67264..... 10-15
67265..... 10-15
67266..... 10-15
67269..... 10-16
67279..... 10-16
67280..... 10-16
67281..... 10-16
67300..... 8-76, 8-171
67379..... 8-139
67380..... 8-141
67382..... 8-76, 8-171
67383..... 8-150
67384..... 8-143
67388..... 8-139, 8-169
67395..... 8-76, 8-171
67400..... 8-141
67401..... 8-142
67402..... 8-152
67403..... 8-76, 8-171
67405..... 8-76, 8-171
67406..... 8-260
67411..... 8-76, 8-171
67412..... 8-76, 8-171
67413..... 8-76, 8-171
67415..... 8-142
67419..... 8-140
67420..... 8-144
67423..... 8-150
67424..... 8-150
67425..... 8-143
67426..... 8-143
67431..... 8-76, 8-171
67432..... 8-76, 8-171
67438..... 8-76, 8-171
67439..... 8-150

67441..... 8-76, 8-171
67444..... 8-150
67445..... 10-17
67446..... 8-141
67448..... 8-151
67452..... 8-139
67453..... 8-150
67454..... 8-150
67455..... 8-150
67456..... 8-141
67457..... 8-141
67458..... 8-138
67459..... 8-141
67460..... 8-141
67462..... 8-139
67463..... 8-141
67464..... 8-145
67471..... 10-17
67472..... 10-17
67479..... 10-17
67499..... 8-151
67501..... 8-151
67503..... 8-150
67504..... 8-150
67506..... 8-150
67507..... 8-150
67508..... 8-150
67510..... 8-150
67511..... 8-150
67514..... 8-142
67516..... 10-17
67517..... 8-148
67518..... 8-148
67519..... 8-152
67520..... 8-148
67521..... 8-148
67527..... 8-144
67529..... 8-150
67530..... 8-138
67541..... 10-17
67544..... 8-150
67546..... 8-151
67548..... 10-17
67563..... 8-147
67565..... 10-17
67568..... 8-139
67569..... 8-139
67570..... 10-16
67571..... 8-139
67572..... 8-145
67573..... 8-139
67574..... 10-16
67575..... 8-206
67577..... 8-139
67578..... 8-139
67580..... 10-17
67581..... 8-149
67582..... 8-145
67583..... 8-141
67588..... 8-144
67589..... 8-140
67591..... 8-152
67593..... 8-141
67594..... 8-141
67605..... 8-206
67606..... 8-206
67607..... 8-206
67608..... 8-206
67609..... 8-206
67612..... 8-206
67613..... 8-206
67614..... 8-206
67615..... 8-206
67616..... 8-206
67617..... 8-206
67618..... 8-206
67619..... 8-206
67620..... 8-206
67621..... 8-206
67622..... 8-206
67623..... 8-206
67624..... 8-206
67625..... 8-206
67628..... 8-206
67634..... 8-206
67640..... 8-206
67641..... 8-206
67644..... 8-206
67647..... 8-206
67649..... 8-206
67650..... 8-206
67652..... 8-206
67662..... 8-206
67663..... 8-206
67665..... 8-138
67666..... 8-138
67667..... 8-136
67668..... 8-139
67669..... 8-139
67671..... 8-206
67672..... 8-263
67673..... 8-263
67674..... 8-263
67675..... 8-263
67677..... 8-206
67679..... 8-206
67680..... 10-36
67681..... 10-36
67683..... 8-206
67684..... 10-36
67686..... 10-37
67688..... 8-206
67689..... 10-37
67691..... 8-206
67692..... 8-206
67693..... 10-37
67694..... 8-206
67695..... 10-37
67696..... 10-37
67697..... 8-261
67698..... 8-261
67699..... 8-261
67700..... 8-261
67701..... 8-261
67702..... 8-261
67703..... 8-261
67704..... 8-261
67705..... 8-261
67706..... 8-261
67707..... 8-261
67708..... 8-261
67709..... 8-261
67710..... 8-261
67711..... 8-263
67712..... 8-263
67713..... 8-263
67714..... 8-263
67715..... 8-263
67716..... 8-263
67717..... 8-263
67718..... 8-263
67719..... 8-263
67720..... 8-268
67721..... 8-142
67722..... 8-269
67723..... 8-269
67725..... 8-269
67726..... 8-268
67727..... 8-268
67729..... 8-268
67736..... 8-264
67737..... 8-264
67738..... 8-263
67739..... 8-263
67747..... 8-263
67748..... 8-263
67749..... 8-264
67750..... 8-268
67751..... 8-268
67765..... 8-264
67766..... 10-17
67767..... 10-17
67771..... 10-17
67774..... 8-142
67776..... 8-147
67777..... 8-151
67779..... 8-141
67780..... 8-141
67781..... 8-141
67786..... 10-17
67787..... 10-17
67788..... 8-151
67792..... 8-140
67796..... 8-140
67797..... 8-198
67798..... 8-198
67799..... 8-149
67800..... 8-149
67801..... 8-139
67802..... 8-198
67803..... 8-198
67804..... 8-152
67805..... 8-152
67807..... 8-140
67808..... 8-140
67810..... 8-150
67811..... 8-151
67812..... 8-142
67819..... 8-152
67820..... 8-152
67822..... 8-152
67824..... 8-151
67825..... 8-151
67829..... 8-152
67833..... 8-138
67835..... 8-23, 8-30, 8-35, 8-47, 8-61, 8-100, 8-165, 8-166, 8-167, 8-168
67836..... 8-30, 8-35, 8-47, 8-61, 8-100, 8-166, 8-167, 8-168
67837..... 8-20, 8-81, 8-83, 8-85, 8-88, 8-175, 8-176, 8-177
67838..... 8-20, 8-81, 8-85, 8-88, 8-102, 8-176, 8-177
67839..... 8-20, 8-23, 8-30, 8-35, 8-81, 8-83, 8-85, 8-88, 8-100, 8-102, 8-165, 8-175, 8-176
67842..... 10-17
67843..... 10-17
67845..... 10-17
67902..... 8-265
67903..... 8-265
67904..... 8-265
67906..... 8-265
67908..... 8-266
67909..... 8-266
67978..... 10-17
67996..... 10-17
68027..... 10-1
68029..... 10-1
68031..... 10-1
68041..... 10-27
68042..... 10-27
68043..... 10-27
68044..... 10-27
68045..... 10-27
68046..... 10-27
68047..... 10-27
68048..... 10-27
68049..... 10-31
68050..... 10-31
68051..... 10-31
68052..... 10-1
68053..... 10-31
68054..... 10-31
68055..... 10-7
68059..... 10-7
68065..... 10-30
68066..... 10-30
68068..... 10-2
68070..... 10-7
68073..... 10-7
68075..... 10-7
68077..... 10-7
68086..... 10-7
68087..... 10-7
68090..... 10-7
68091..... 10-7
68092..... 10-7
68093..... 10-2
68094..... 10-2
68095..... 10-7
68096..... 10-103
68097..... 10-7
68098..... 10-7
68099..... 10-7
68101..... 10-7
68103..... 10-28
68104..... 10-28
68105..... 10-28
68106..... 10-28
68107..... 10-28
68108..... 10-28
68110..... 10-62
68111..... 10-62
68135..... 10-23
68138..... 10-23
68147..... 10-23
68148..... 10-23
68150..... 10-7
68164..... 10-7
68167..... 10-7
68169..... 10-7
68170..... 10-7
68180..... 10-7
68181..... 10-6
68182..... 10-6
68183..... 10-6
68184..... 10-6
68185..... 10-6
68186..... 10-6
68187..... 10-6
68188..... 10-6
68191..... 10-6
68197..... 10-4
68204..... 10-3
68205..... 10-3
68206..... 10-3
68207..... 10-3
68208..... 10-3
68209..... 10-3
68210..... 10-3
68211..... 10-3
68221..... 10-2
68222..... 10-2
68223..... 10-2
68224..... 10-2

68245..... 10-7
68246..... 10-7
68247..... 10-2
68274..... 10-7
68305..... 10-7
68314..... 10-5
68321..... 10-7
68322..... 10-40
68323..... 8-19
68324..... 8-19
68325..... 10-34
68326..... 10-34
68327..... 10-34
68328..... 10-34
68329..... 10-34
68330..... 10-34
68331..... 10-34
68332..... 10-35
68333..... 10-35
68334..... 10-35
68335..... 10-35
68336..... 10-35
68337..... 10-35
68338..... 10-7
68339..... 10-35
68340..... 10-35
68341..... 10-35
68342..... 10-35
68343..... 10-35
68344..... 10-35
68346..... 10-41
68348..... 8-119, 8-125, 8-128, 8-130
68349..... 8-119, 8-128, 8-130
68351..... 10-7
68375..... 10-111
68376..... 10-38
68377..... 10-38
68378..... 10-39
68379..... 10-111
68380..... 10-82
68381..... 10-82
68382..... 10-82
68383..... 10-82
68384..... 10-7
68385..... 10-7
68386..... 10-82
68387..... 10-82
68388..... 10-82
68389..... 10-82
68390..... 10-6
68391..... 10-82
68392..... 10-82
68393..... 10-4
68394..... 10-82
68395..... 10-82
68396..... 10-82
68397..... 10-112
68398..... 10-112
68399..... 10-111
68400..... 10-38
68401..... 10-38
68402..... 10-38
68403..... 10-39
68404..... 10-39
68405..... 10-39
68406..... 10-39
68407..... 10-39
68408..... 10-39
68409..... 10-39
68410..... 10-39
68411..... 10-39
68412..... 10-39
68413..... 10-39
68414..... 10-39
68415..... 10-39
68416..... 10-39
68417..... 10-39
68418..... 10-39
68419..... 10-39
68420..... 10-39, 10-112
68421..... 10-39
68422..... 10-40
68425..... 10-41
68426..... 10-39
68427..... 10-39
68428..... 10-22
68429..... 10-22
68430..... 10-40
68431..... 10-22
68433..... 10-41
68434..... 10-41
68435..... 10-40, 10-111
68436..... 10-40, 10-111
68437..... 10-111
68438..... 10-22
68439..... 10-112
68440..... 10-111
68441..... 10-111
68442..... 10-111
68443..... 10-111
68444..... 10-111
68445..... 10-111
68446..... 10-111
68447..... 10-111
68451..... 10-111
68453..... 10-111
68454..... 10-111
68455..... 10-111
68456..... 10-111
68457..... 10-111
68458..... 10-111
68462..... 10-22
68465..... 10-22
68466..... 10-22
68467..... 10-22
68468..... 10-112
68469..... 10-112
68472..... 10-112
68473..... 10-112
68474..... 10-39, 10-112
68475..... 10-112
68476..... 10-112
68477..... 10-39, 10-112
68478..... 10-112
68479..... 10-112
68480..... 10-112
68481..... 10-112
68482..... 10-112
68483..... 10-112
68484..... 10-112
68485..... 10-112
68486..... 10-112
68487..... 10-22
68488..... 10-112
68489..... 10-40, 10-112
68490..... 10-22
68491..... 10-112
68492..... 10-40, 10-112
68493..... 10-40, 10-112
68496..... 10-40, 10-112
68497..... 10-112
68499..... 10-22
68500..... 10-112
68501..... 10-112
68503..... 10-112
68504..... 10-112
68505..... 10-41
68507..... 10-41
68508..... 10-22
68510..... 10-40, 10-112
68511..... 10-112
68512..... 10-112
68516..... 10-81
68517..... 10-81
68518..... 10-112
68519..... 10-112
68520..... 10-112
68521..... 10-112
68522..... 10-112
68523..... 10-112
68524..... 10-112
68525..... 10-112
68526..... 10-40, 10-112
68528..... 10-112
68529..... 10-112
68531..... 10-53
68532..... 10-53
68534..... 10-32
68535..... 10-32
68536..... 10-32
68537..... 10-32
68540..... 10-32
68541..... 10-32
68542..... 10-32
68543..... 10-32
68544..... 10-32
68545..... 10-32
68546..... 10-32
68547..... 10-33
68548..... 10-33
68549..... 10-33
68550..... 10-33
68551..... 10-33
68552..... 10-33
68553..... 10-33
68554..... 10-33
68555..... 10-33
68556..... 10-33
68557..... 10-33
68558..... 10-33
68559..... 10-33
68560..... 10-33
68563..... 10-33
68564..... 10-33
68565..... 10-33
68566..... 10-33
68567..... 10-33
68568..... 10-33
68569..... 10-33
68570..... 10-33
68571..... 10-33
68572..... 10-33
68573..... 10-33
68574..... 10-111
68575..... 10-32
68576..... 10-38
68577..... 10-22
68578..... 10-22
68579..... 10-40
68587..... 10-111
68588..... 10-111
68589..... 10-111
68590..... 10-111
68591..... 10-111
68592..... 10-111
68593..... 10-112
68594..... 10-103
68595..... 10-103
68596..... 10-38
68597..... 10-40
68598..... 10-40
68599..... 10-39
68600..... 10-22
68601..... 10-22
68602..... 10-103
68603..... 10-103
68604..... 10-22
68605..... 10-22
68606..... 10-22
68607..... 10-22
68608..... 10-103
68617..... 10-103
68618..... 10-103
68620..... 10-22
68626..... 10-22
68632..... 10-22
68634..... 10-22
68638..... 10-103
68646..... 10-103
68647..... 10-32
68648..... 10-32
68649..... 10-32
68650..... 10-22
68651..... 10-32
68652..... 10-22
68653..... 10-32
68654..... 10-32
68659..... 10-2
68660..... 8-140
68661..... 8-148
68662..... 8-147
68663..... 8-149
68664..... 8-139
68665..... 8-140
68666..... 8-139
68668..... 8-145
68672..... 8-152
68677..... 8-141
68693..... 10-33
68694..... 10-33
68695..... 10-33
68698..... 10-33
68699..... 10-22
68702..... 10-22
68720..... 10-22
68723..... 10-22
68725..... 8-145
68726..... 10-33
68727..... 10-33
68730..... 10-33
68731..... 10-22
68733..... 10-33
68734..... 10-22
68741..... 10-22
68742..... 10-33
68743..... 10-33
68744..... 10-33
68745..... 10-33
68746..... 10-23
68747..... 10-33
68748..... 10-33
68749..... 10-23
68750..... 10-32
68751..... 10-23
68752..... 10-32
68753..... 10-30
68755..... 10-32
68768..... 10-32
68769..... 10-23
68770..... 10-32
68771..... 10-23
68777..... 10-23
68785..... 10-32
68786..... 10-32
68787..... 10-33
68812..... 10-23
68824..... 10-23
68887..... 10-23
68888..... 10-22

68889..... 10-22
68890..... 10-22
68891..... 10-22
68892..... 10-22
68893..... 10-22
68894..... 10-22
68895..... 10-22
68896..... 10-22
68897..... 10-22
68898..... 10-22
68899..... 10-22
68915..... 10-22
68916..... 10-22
68917..... 10-22
68920..... 4-64
68921..... 4-64
68922..... 4-64
68923..... 4-64
68924..... 4-64
68925..... 4-64
68926..... 4-65
68929..... 10-22
68931..... 10-22
68932..... 10-22
68933..... 10-22
68934..... 10-22
68942..... 10-22
68943..... 10-22
68944..... 10-22
68945..... 10-22
68946..... 10-22
68947..... 10-22
68948..... 10-22
68949..... 10-22
68950..... 10-22
68951..... 10-22
68952..... 10-22
68953..... 10-23
68957..... 10-23
68990..... 10-23
69010..... 10-110
69019..... 10-110
69023..... 10-32
69026..... 10-32
69034..... 10-110
69035..... 10-110
69038..... 10-33
69050..... 10-32
69054..... 10-32
69057..... 8-149
69060..... 8-202
69062..... 10-32
69066..... 8-148
69067..... 8-148
69068..... 8-148
69073..... 8-148
69081..... 10-32
69082..... 10-33
69104..... 10-33
69106..... 8-96, 8-179, 8-181
69107..... 8-96, 8-179, 8-181
69108..... 8-96, 8-179, 8-181
69117..... 10-32
69133..... 10-32
69134..... 10-32
69141..... 6-149
69151..... 6-149
69166..... 8-96, 8-179, 8-181
69167..... 8-148
69168..... 8-148
69173..... 6-65, 8-140
69174..... 6-65, 8-144
69175..... 8-152
69178..... 8-96, 8-179, 8-181
69179..... 8-136
69190..... 8-151
69193..... 8-151
69194..... 10-17
69197..... 10-17
69206..... 8-151
69207..... 8-140, 8-260
69211..... 8-147
69212..... 8-202
69213..... 8-202
69214..... 8-202
69216..... 8-202
69217..... 8-202
69218..... 8-202
69235..... 10-17
69361..... 10-17
69442..... 10-32
69460..... 10-32
69461..... 10-103
69487..... 10-60
69837..... 8-142
69874..... 8-97, 8-98, 8-148
69877..... 8-141
69882..... 8-151
69883..... 8-151
69884..... 8-151
69885..... 8-152
69886..... 8-150
69972..... 10-104
69973..... 10-106
69974..... 10-104
69997..... 10-105
70014..... 9-21
70017..... 8-199
70018..... 8-199
70019..... 8-199
70048..... 9-9
70049..... 9-9
70051..... 8-199
70081..... 8-200
70082..... 8-200
70083..... 8-200
70084..... 8-200
70100..... 7-80
70103..... 7-80
70108..... 7-26
70110..... 7-26
70117..... 7-26
70130..... 7-26
70131..... 7-26
70152..... 7-27
70155..... 7-27
70156..... 7-27
70157..... 7-27
70160..... 7-27
70161..... 7-27
70162..... 7-27
70163..... 7-27
70164..... 7-27
70197..... 11-8
70216..... 7-94, 7-95
70218..... 7-94, 7-95
70260..... 7-96
70262..... 7-96
70264..... 7-96
70271..... 7-97
70272..... 7-97
70289..... 7-97
70291..... 7-97
70292..... 7-97
70293..... 7-97
70294..... 7-97
70295..... 7-95
70299..... 9-1
70300..... 7-41
70302..... 7-95
70303..... 7-117
70304..... 7-95
70306..... 7-2
70307..... 7-2
70320..... 7-32
70323..... 7-32
70324..... 7-31
70325..... 7-31
70326..... 7-31
70327..... 7-31
70328..... 7-31
70331..... 7-31
70332..... 7-31
70333..... 7-31
70334..... 7-31
70335..... 7-32
70336..... 7-32
70337..... 7-31
70338..... 7-31
70339..... 7-32
70340..... 7-31
70341..... 7-31
70342..... 7-31
70343..... 7-31
70345..... 7-31
70348..... 7-31
70349..... 7-31
70350..... 7-31
70351..... 7-31
70353..... 7-31
70362..... 7-32
70381..... 9-37
70382..... 9-37
70383..... 9-37
70384..... 9-36
70388..... 9-36
70389..... 9-36
70394..... 9-36
70395..... 9-36
70411..... 7-40
70413..... 7-40
70425..... 7-40
70461..... 9-12
70462..... 9-12
70463..... 9-12
70464..... 9-12
70465..... 9-12
70466..... 9-12
70470..... 9-12
70471..... 9-12
70479..... 7-40
70482..... 7-88
70483..... 7-88
70496..... 9-12
70499..... 9-12
70500..... 9-12
70541..... 6-124
70552..... 10-74
70555..... 10-74
70564..... 10-74
70565..... 10-6, 10-74
70566..... 10-74
70567..... 10-23
70568..... 10-75
70662..... 7-42, 8-148
70667..... 7-42
70668..... 7-42
70700..... 10-75
70702..... 10-75
70707..... 10-76
70755..... 10-76
70783..... 10-76
70810..... 10-77
70813..... 10-77
70815..... 10-17, 10-77
70817..... 10-77
70961..... 7-118
70965..... 7-118
70967..... 7-118
70995..... 7-116
70996..... 7-116
70997..... 7-116
71002..... 7-116
71006..... 7-116
71010..... 7-116
71013..... 7-116
71017..... 7-116
71020..... 7-116
71023..... 7-116
71028..... 7-116
71160..... 7-117
71166..... 7-129
71201..... 7-119
71206..... 7-119
71270..... 7-67
71271..... 7-67
71272..... 7-67
71293..... 7-119
71509..... 7-69
71510..... 7-69
71515..... 7-67
71516..... 7-67
71521..... 7-67
71526..... 7-68
71540..... 7-68, 8-270
71588..... 7-120
71695..... 7-120
71744..... 7-120
71749..... 7-120
72136..... 7-29
72253..... 7-37
72273..... 7-36
72405..... 7-38
72406..... 7-38
72416..... 7-98
72429..... 7-99
72447..... 7-99
72448..... 7-99
72481..... 7-100
72482..... 7-100
72483..... 7-100
72484..... 7-100
72503..... 7-121, 10-77
72506..... 7-121, 11-8
72508..... 11-9
72515..... 7-38
72517..... 7-38
72518..... 7-38
72520..... 7-35
72522..... 7-36
72525..... 7-35
72527..... 7-122, 10-78
72529..... 10-78
72583..... 7-122, 10-78
72609..... 7-100
72611..... 7-100
72618..... 7-100
72621..... 7-101
72622..... 7-101
72660..... 7-82
72662..... 7-81
72664..... 7-81
72684..... 7-123
72700..... 7-123
72712..... 7-124
72714..... 7-123, 9-28
72715..... 7-81, 8-270
72717..... 7-81
72725..... 7-124
72741..... 7-124

72755..... 7-124
72760..... 7-100
72761..... 7-100
72763..... 7-100
72767..... 7-37
72775..... 7-37
72858..... 7-7
72859..... 7-7
72860..... 7-7
72873..... 7-7
72874..... 7-7
72876..... 7-7
72899..... 7-18
72937..... 7-17
72975..... 7-17
72976..... 7-17
72979..... 7-17
72981..... 7-17
72982..... 7-17
72993..... 7-17
73000..... 7-89
73001..... 7-89
73002..... 7-89
73003..... 7-89
73004..... 7-89
73006..... 7-89
73010..... 7-89
73011..... 7-89
73012..... 7-89
73019..... 7-8
73038..... 7-8
73039..... 7-9
73040..... 7-9
73043..... 7-90
73130..... 10-78
73139..... 7-18
73147..... 7-91
73148..... 7-91
73149..... 7-91
73150..... 7-91
73151..... 7-91
73153..... 7-91
73154..... 7-91
73155..... 7-91
73156..... 7-91
73160..... 7-20
73161..... 7-20
73181..... 6-124
73185..... 6-125
73188..... 7-18
73233..... 7-8
73290..... 7-25
73291..... 7-25
73312..... 7-5
73313..... 7-5
73314..... 7-5
73316..... 7-2
73317..... 7-5
73318..... 7-5
73319..... 7-5
73320..... 7-5
73321..... 7-5
73322..... 7-5
73327..... 7-19
73328..... 7-19
73329..... 7-2, 7-5
73330..... 7-2
73334..... 7-49
73335..... 7-49
73336..... 7-49
73337..... 7-49
73338..... 7-49
73339..... 7-5
73340..... 7-6
73341..... 7-6
73343..... 7-4
73348..... 7-4
73349..... 7-50
73351..... 7-50
73352..... 7-50
73355..... 7-50
73358..... 7-6
73359..... 7-6
73360..... 7-6
73361..... 7-6
73364..... 7-9
73366..... 7-5
73367..... 7-5
73369..... 7-2
73373..... 7-1
73381..... 7-3
73384..... 7-3
73385..... 7-3
73386..... 7-3
73387..... 7-3
73391..... 7-3
73392..... 7-3
73393..... 7-3
73394..... 7-3
73396..... 7-49
73397..... 7-49
73400..... 7-1
73404..... 7-3
73406..... 7-3
73407..... 7-3, 7-4
73412..... 7-2
73413..... 7-2
73414..... 7-2
73418..... 7-4
73420..... 7-4
73425..... 7-2
73429..... 7-1
73432..... 7-1
73435..... 7-1
73436..... 7-1
73439..... 7-1
73441..... 7-1
73451..... 7-1
73452..... 7-1
73453..... 7-1
73455..... 7-50
73456..... 7-50
73458..... 7-50
73459..... 7-50
73460..... 7-50
73471..... 7-50
73475..... 7-1
73479..... 7-2
73505..... 7-51, 8-152
73506..... 7-51
73507..... 7-51
73515..... 7-54
73516..... 7-54
73520..... 7-55
73522..... 7-55
73581..... 11-10
73583..... 11-10
73585..... 7-51
73586..... 7-51
73632..... 7-125
73633..... 7-125
73634..... 7-125
73635..... 7-125
73636..... 7-125
73686..... 7-125
73687..... 7-125
73688..... 7-125
73695..... 7-125
73696..... 7-125
73751..... 7-126
73752..... 7-126
73753..... 7-126
73797..... 7-126
73831..... 10-63
73832..... 10-63
73833..... 10-63
73834..... 10-63
73835..... 10-63
73836..... 10-63
73837..... 10-63
73847..... 10-63
73848..... 10-63
73850..... 7-126, 10-79
73852..... 7-126, 10-79
73856..... 7-126, 10-79
73857..... 7-126, 10-79
73858..... 7-126, 10-79
73861..... 10-49
73862..... 10-49
73863..... 10-49
73936..... 7-52
73937..... 7-52
73941..... 7-53
73943..... 7-52
73944..... 7-52
73945..... 7-53
73946..... 7-53, 10-6
73947..... 7-53
73948..... 7-53
73949..... 7-54
73950..... 7-55
73958..... 7-54
73961..... 7-54
73963..... 7-54
73967..... 7-54
74000..... 7-98
74001..... 7-98
74127..... 7-68
74128..... 7-68
74129..... 7-68
74130..... 7-68
74133..... 7-68
74142..... 7-128
74143..... 7-128
74148..... 7-82
74151..... 7-127
74188..... 7-129
74191..... 7-129
74230..... 8-242, 8-244, 10-85
74231..... 8-242, 8-244, 10-85
74232..... 8-242, 8-244, 10-85
74233..... 8-242, 8-244, 10-85
74246..... 7-129
74247..... 7-129
74250..... 7-129
74254..... 7-129
74390..... 7-129
74391..... 7-129
74431..... 7-129
74433..... 7-129
74539..... 7-129
74540..... 7-129
74541..... 7-129
74564..... 7-129, 9-28
74568..... 7-50
74596..... 7-129
74599..... 7-129
74616..... 7-129
74623..... 7-129
74637..... 7-116
74638..... 7-116
74644..... 7-117
74647..... 7-117
74649..... 7-117
74652..... 7-52
74655..... 7-82
74656..... 7-129, 10-79
74659..... 7-116
74660..... 7-116
74662..... 7-107
74664..... 7-107
74666..... 7-112
74667..... 7-112
74668..... 7-107
74669..... 7-113
74670..... 7-113
74671..... 7-108
74672..... 7-108
74673..... 7-109
74674..... 7-109
74675..... 7-107
74676..... 7-109
74677..... 7-107
74678..... 7-109
74679..... 7-109
74682..... 7-109
74683..... 7-109
74684..... 7-109
74686..... 7-112
74687..... 7-112
74688..... 7-112
74689..... 7-108
74690..... 7-108
74691..... 7-108
74692..... 7-108
74694..... 7-108
74788..... 7-82
74793..... 7-82
74797..... 7-52
74830..... 7-129
74843..... 9-28
74844..... 9-28
74845..... 9-28
74849..... 9-12
74850..... 9-12
74854..... 9-28
74877..... 9-25
74878..... 9-27
74881..... 9-27
74888..... 9-27
74890..... 9-28
74891..... 9-28
74898..... 9-28
74899..... 9-28
74900..... 9-28
74901..... 9-28
74902..... 9-28
74924..... 9-28
74925..... 9-28
74926..... 9-28
74934..... 9-28
74941..... 9-12
74942..... 9-12
74944..... 9-12
74946..... 9-12
74948..... 9-12
74949..... 9-12
74954..... 9-28
74955..... 7-122, 11-9
74956..... 7-122, 11-9
74957..... 9-28
74975..... 10-69
74984..... 10-64
74985..... 10-64
74988..... 10-64
74989..... 10-64
74992..... 10-64
74993..... 10-64
75000..... 7-78
75024..... 7-138

75025..... 7-138
75026..... 7-138
75027..... 7-138
75028..... 7-138
75029..... 7-138
75042..... 7-77
75059..... 7-78, 8-271
75063..... 7-77
75068..... 7-78
75069..... 7-78
75072..... 7-83
75075..... 7-79
75095..... 7-77
75096..... 7-77
75097..... 7-77
75098..... 7-83
75113..... 7-66
75130..... 7-79
75149..... 7-135
75184..... 7-127
75224..... 7-76
75225..... 7-76
75226..... 7-76
75232..... 6-119
75233..... 6-119
75234..... 6-122
75236..... 6-117
75237..... 6-121
75238..... 6-121
75253..... 6-119
75254..... 6-122
75255..... 6-122
75257..... 6-122
75261..... 6-120
75262..... 6-120
75275..... 7-77
75305..... 7-13
75307..... 7-12
75308..... 7-13
75309..... 7-13
75312..... 6-122
75313..... 6-122
75314..... 6-122
75319..... 7-76
75320..... 7-76
75321..... 7-76
75323..... 7-76
75324..... 7-76
75325..... 7-76
75326..... 7-76
75327..... 7-76
75328..... 7-76
75329..... 7-76
75338..... 6-121
75341..... 7-38
75343..... 7-38
75344..... 7-15
75345..... 7-15
75346..... 7-12
75347..... 7-38
75350..... 7-38
75351..... 7-92
75352..... 7-92
75354..... 7-92
75360..... 6-127
75365..... 6-126
75366..... 6-126
75367..... 7-15
75371..... 6-116
75374..... 6-115
75375..... 6-118
75376..... 6-120
75377..... 6-126
75378..... 6-126
75381..... 6-116
75382..... 6-119
75383..... 6-119
75384..... 6-118
75385..... 6-120
75386..... 6-115
75387..... 6-115
75388..... 6-115
75389..... 6-115
75390..... 6-115
75391..... 6-117
75396..... 6-127
75397..... 6-115
75398..... 6-115
75400..... 6-121
75401..... 6-121
75405..... 6-121
75406..... 6-121
75440..... 7-15
75448..... 6-122
75449..... 6-122
75450..... 7-132
75452..... 7-134
75454..... 7-135
75458..... 6-126
75459..... 6-126
75460..... 7-133
75462..... 7-20
75463..... 7-41
75467..... 6-126
75469..... 7-14
75473..... 6-118
75475..... 7-15
75476..... 7-15
75478..... 7-15
75482..... 6-127
75484..... 6-115
75488..... 6-122
75489..... 10-80
75490..... 10-80
75491..... 10-80
75492..... 7-15
75501..... 7-14
75502..... 7-46
75503..... 7-46
75504..... 7-15
75505..... 7-46
75507..... 7-46
75510..... 7-46
75512..... 7-44
75513..... 7-44
75515..... 7-46
75516..... 7-15
75517..... 7-46
75518..... 7-46
75519..... 7-48
75520..... 7-70
75521..... 7-70
75524..... 7-15
75526..... 7-59
75527..... 7-59
75528..... 7-59
75529..... 7-48
75530..... 7-48
75531..... 10-81
75533..... 6-125
75534..... 7-21
75535..... 7-21
75536..... 7-21
75558..... 7-70
75559..... 7-70
75560..... 7-70
75563..... 7-105
75564..... 7-93
75568..... 7-70
75571..... 10-80
75579..... 10-80
75580..... 10-80
75583..... 10-80
75584..... 10-80
75586..... 7-74
75587..... 7-74
75593..... 7-73
75597..... 7-60
75604..... 7-43
75605..... 7-43
75606..... 7-43
75607..... 7-15
75608..... 7-43
75609..... 7-43
75613..... 7-43
75614..... 7-43
75616..... 7-30
75617..... 7-30
75619..... 7-43
75620..... 7-43
75626..... 7-66
75627..... 7-66
75628..... 7-66
75630..... 7-66
75631..... 7-66
75632..... 7-66
75636..... 7-65
75637..... 7-65
75640..... 7-66
75642..... 7-66
75643..... 7-66
75646..... 7-66
75647..... 7-66
75649..... 7-62
75650..... 7-63
75651..... 7-66
75652..... 7-63
75653..... 7-63
75654..... 7-63
75655..... 7-63
75656..... 7-63
75658..... 7-64
75659..... 7-63
75661..... 7-65
75662..... 7-65
75663..... 7-65
75664..... 7-65
75665..... 7-83
75666..... 7-63
75667..... 7-66
75668..... 7-66
75669..... 7-66
75675..... 7-84
75676..... 7-45
75677..... 7-45
75678..... 7-45
75680..... 7-84, 7-88
75681..... 7-88
75682..... 7-88
75683..... 7-45
75684..... 7-45
75686..... 7-74
75687..... 7-74
75688..... 7-74
75689..... 7-74
75690..... 7-74
75691..... 7-74
75692..... 7-74
75693..... 7-74
75694..... 7-45
75695..... 7-12
75696..... 7-45
75697..... 7-44
75698..... 7-45
75699..... 7-45
75702..... 7-65
75706..... 10-83
75707..... 10-83
75708..... 10-83
75709..... 10-83
75710..... 10-83
75736..... 7-45
75737..... 7-45
75739..... 7-45
75740..... 7-45
75742..... 7-45
75743..... 7-45
75744..... 7-45
75757..... 7-12
75758..... 7-12, 7-13
75762..... 7-70
75763..... 10-80
75764..... 7-71
75766..... 7-25
75767..... 7-25
75768..... 7-25
75770..... 7-25
75771..... 7-25
75775..... 7-66
75776..... 7-66
75777..... 7-66
75781..... 7-60
75782..... 7-60
75783..... 7-11
75784..... 7-71
75786..... 7-13
75787..... 7-12
75788..... 7-13
75789..... 7-13
75790..... 7-13
75791..... 7-13
75792..... 7-71
75793..... 7-71
75794..... 7-74
75795..... 7-74
75796..... 7-74
75799..... 7-15
75800..... 6-122
75801..... 6-122
75802..... 6-122
75803..... 6-122
75804..... 6-122
75805..... 7-73
75806..... 7-73
75807..... 7-73
75808..... 6-125
75809..... 7-72
75813..... 7-16
75814..... 7-20
75815..... 7-47
75816..... 7-47
75817..... 7-47
75818..... 7-47
75819..... 7-47
75820..... 7-59
75821..... 7-14
75822..... 7-60
75823..... 7-60
75825..... 7-14
75826..... 7-61, 10-103
75827..... 7-61, 10-103
75828..... 7-12
75829..... 7-12
75831..... 7-64
75832..... 7-64
75833..... 7-64
75834..... 7-64
75835..... 7-11
75836..... 7-11
75837..... 7-61

75838..... 7-85
75839..... 7-61
75840..... 7-61
75841..... 7-61
75842..... 7-61
75843..... 7-61
75844..... 7-74
75845..... 7-74
75846..... 7-30
75847..... 7-30
75848..... 7-30
75849..... 7-30
75850..... 7-10
75853..... 7-93
75855..... 7-47
75856..... 7-47
75857..... 7-47
75858..... 7-47
75859..... 7-47
75860..... 7-47
75861..... 7-47
75862..... 7-47
75863..... 7-47
75864..... 7-72
75865..... 7-72
75866..... 7-72
75867..... 7-72
75879..... 7-10
75895..... 11-4
75896..... 11-4
75898..... 11-4
75899..... 11-4
75900..... 11-4
75902..... 11-4
75904..... 11-4
75906..... 11-4
75907..... 11-4
75908..... 11-4
75909..... 7-48
75910..... 7-48
75911..... 7-48
75912..... 7-48
75913..... 7-48
75914..... 7-48
75915..... 7-48
75916..... 7-48
75917..... 7-48
75918..... 7-48
75997..... 7-16
75998..... 7-16
75999..... 7-16
76000..... 7-16
76004..... 7-136
76005..... 7-136
76006..... 7-137
76008..... 7-92
76009..... 7-92
76010..... 7-16
76011..... 7-136
76012..... 6-67
76013..... 6-67
76014..... 7-136
76019..... 7-21
76022..... 7-137
76023..... 7-137
76030..... 7-21
76032..... 7-21
76035..... 7-21
76041..... 7-24
76043..... 7-24
76046..... 7-24
76063..... 7-24
76067..... 7-23
76068..... 7-23
76069..... 7-23
76070..... 7-23
76071..... 7-23
76072..... 7-23
76073..... 7-23
76074..... 7-23
76075..... 7-23
76076..... 7-23
76077..... 7-23
76078..... 7-23
76079..... 7-23
76080..... 7-23
76081..... 7-23
76082..... 7-23
76083..... 7-23
76085..... 7-22
76086..... 7-22
76088..... 7-22
76089..... 7-22
76090..... 7-22
76091..... 7-22
76092..... 7-22
76093..... 7-22
76094..... 7-22
76095..... 7-22
76096..... 7-22
76097..... 7-22
76098..... 7-22
76099..... 7-22
76100..... 7-22
76101..... 7-22
76161..... 10-81
76162..... 10-81
76165..... 10-81
76166..... 10-81
76168..... 10-81
76171..... 10-81
76174..... 10-17, 10-81
76175..... 10-81
76201..... 9-33
76202..... 9-33
76203..... 9-33
76204..... 9-33
76205..... 9-33
76206..... 9-33
76209..... 9-33
76210..... 9-33
76211..... 9-33
76213..... 9-33
76214..... 9-33
76215..... 9-33
76216..... 9-33
76217..... 9-33
76218..... 9-33
76219..... 9-33
76234..... 7-13
76620..... 4-93
76621..... 4-93
76622..... 4-93
76623..... 4-93
76624..... 4-93
76625..... 4-93
76626..... 4-93
76627..... 4-93
76628..... 4-93
76629..... 4-93
76630..... 4-93
76631..... 4-93
76632..... 4-93
76633..... 4-93
76634..... 4-93
76635..... 4-93
76636..... 4-93
76637..... 4-93
76638..... 4-93
76639..... 4-93
76640..... 4-93
76641..... 4-93
76642..... 4-93
76643..... 4-93
76644..... 4-93
76645..... 4-93
76646..... 4-94
76647..... 4-94
76648..... 4-94
76649..... 4-94
76651..... 4-94
76652..... 4-94
76653..... 4-94
76654..... 4-94
76655..... 4-94
76656..... 4-94
76657..... 4-94
76658..... 4-94
76659..... 4-94
76660..... 4-94
76661..... 4-94
76662..... 4-95
76665..... 4-94
76666..... 4-94
76667..... 4-94
76669..... 4-94
76670..... 4-94
76671..... 4-94
76672..... 4-94
76673..... 4-94
76674..... 4-94
76676..... 4-95
76677..... 4-95
76678..... 4-95
76679..... 4-95
76680..... 4-95
76681..... 4-95
76683..... 4-95
76685..... 4-95
76686..... 4-94
76687..... 4-93
76688..... 4-90
76689..... 4-94
76690..... 4-95
76700..... 4-95
76701..... 4-95
76702..... 4-95
76703..... 4-95
76704..... 4-95
76705..... 4-95
76706..... 4-95
76707..... 4-96, 8-231
76708..... 4-96
76712..... 4-96
76713..... 4-96, 8-231
76714..... 4-96
76722..... 4-96
76731..... 4-96, 8-231
76732..... 4-96, 8-231
76734..... 4-95
76735..... 4-95
76737..... 4-95
76738..... 4-96
76739..... 4-96
76740..... 4-96
76741..... 4-96
76742..... 4-96
76743..... 4-95
76745..... 4-97
76746..... 4-97
76748..... 4-97
76752..... 4-96
76753..... 4-96
76757..... 4-97
76758..... 4-97
76759..... 4-97
76760..... 4-97
76765..... 4-97
76766..... 4-97
76767..... 4-97
76768..... 4-97
76772..... 9-17
76773..... 7-93
76774..... 7-94
76775..... 7-94
76776..... 4-89
76777..... 4-89
76779..... 4-91
76781..... 4-91
76782..... 4-90
76783..... 4-90
76784..... 4-90
76785..... 4-90
76793..... 4-90
76794..... 4-90
76798..... 4-90
76799..... 4-90
76800..... 4-90
76806..... 4-90
76810..... 4-90
76814..... 4-90
76829..... 4-90
76830..... 4-90
76832..... 4-90
76836..... 4-90
76837..... 4-90
76838..... 4-90
76840..... 4-62
76841..... 4-62
76842..... 4-62
76843..... 4-62
76847..... 4-61
76848..... 4-61
76850..... 4-97
76851..... 4-97
76854..... 4-91
76855..... 4-91
76856..... 4-91
76857..... 4-91
76858..... 4-91
76859..... 4-91
76860..... 4-95
76861..... 4-95
76862..... 6-77
76863..... 6-77
76864..... 6-77
76865..... 6-77
76868..... 6-77
76869..... 6-77
76871..... 4-89
76872..... 4-89
76873..... 4-89
76875..... 4-89
76878..... 4-89
76879..... 4-89
76880..... 4-89
76881..... 4-89
76889..... 4-99
76899..... 4-99
76904..... 4-99
76907..... 4-99
76910..... 4-99
76911..... 4-89
76912..... 4-89
76913..... 4-89
76914..... 4-89
76915..... 4-89
76916..... 4-89
76917..... 4-89
76920..... 4-61

76921..... 4-61
76922..... 4-61
76923..... 4-61
76966..... 4-92
76967..... 4-92
76968..... 4-92
76969..... 4-92
76983..... 4-92
76984..... 4-92
76985..... 4-92
76986..... 4-92
76987..... 4-92
76991..... 4-91
77016..... 4-61
77017..... 4-61
77018..... 4-61
77020..... 4-61
77024..... 4-61
77025..... 4-61
77029..... 4-61
77034..... 6-134
77041..... 6-131
77042..... 6-131
77043..... 6-131
77044..... 6-131
77045..... 6-131
77046..... 6-131
77050..... 12-75
77053..... 6-133
77054..... 6-132
77055..... 6-133
77056..... 1-42
77058..... 4-97
77059..... 4-97
77062..... 1-42
77069..... 11-1
77077..... 11-1
77126..... 11-1
77168..... 11-1
77174..... 7-28
77175..... 7-28
77176..... 7-28
77201..... 7-59
77202..... 7-59
77203..... 7-59
77215..... 7-57
77216..... 7-57
77243..... 7-57
77244..... 7-58
77245..... 7-58
77246..... 7-58
77248..... 7-56
77249..... 7-56
77251..... 7-56
77252..... 7-56
77258..... 7-57
77265..... 7-82
77298..... 7-56
77333..... 7-103
77335..... 7-103
77336..... 7-103
77339..... 7-82
77340..... 7-103
77347..... 7-102
77348..... 7-102
77349..... 7-102
77351..... 7-104
77353..... 7-104
77354..... 7-104
77356..... 7-104
77357..... 7-104
77358..... 7-104
77359..... 7-104
77377..... 7-105
77382..... 7-105
77383..... 7-105
77385..... 7-105
77389..... 7-105
77390..... 7-105
77397..... 7-102
77403..... 7-102
77405..... 7-102
77407..... 7-102
77408..... 7-102
77409..... 7-102
77410..... 7-102
77419..... 7-102
77423..... 7-105
77424..... 7-104
77425..... 7-102
77426..... 7-104
77429..... 7-104
77439..... 7-104
77538..... 7-62
77543..... 7-62
77544..... 7-62
77546..... 7-62
77547..... 7-62
77549..... 7-62
77558..... 7-62
77559..... 7-62
77560..... 7-62
77651..... 6-130
77654..... 6-130
77655..... 6-130
77656..... 6-133
77657..... 6-67
77658..... 6-130
77659..... 6-67
77898..... 7-104
77901..... 7-104
77936..... 9-29
77937..... 9-29
77938..... 9-29
77939..... 9-29
77962..... 9-29
77963..... 9-29
77964..... 9-29
77965..... 9-29
77967..... 9-29
77968..... 9-29
77969..... 9-29
77971..... 9-29
77973..... 9-29
77978..... 9-29
77979..... 9-29
77980..... 9-29
77981..... 9-29
77982..... 9-29
78077..... 9-26
78078..... 9-25
78082..... 9-27
78083..... 9-27
78084..... 9-27
78085..... 9-27
78086..... 9-27
78087..... 9-26
78088..... 9-26
78089..... 9-26
78090..... 9-26
78091..... 9-26, 9-28
78092..... 9-26, 9-28
78093..... 9-26, 9-28
78094..... 9-26, 9-28
78095..... 9-21
78096..... 9-21
78099..... 9-26
78104..... 9-26
78105..... 9-26
78106..... 9-26
78107..... 9-26
78112..... 9-28
78113..... 9-28
78114..... 9-28
78115..... 9-28
78118..... 9-27
78119..... 9-27
78120..... 9-27
78121..... 9-27
78127..... 9-31
78129..... 9-31
78136..... 9-12
78137..... 9-12
78144..... 9-28
78146..... 9-31
78147..... 9-31
78148..... 9-31
78154..... 9-12
78155..... 9-12
78156..... 9-12
78157..... 9-12
78158..... 9-12
78159..... 9-25
78160..... 9-25
78161..... 9-25
78162..... 9-27
78163..... 9-27
78164..... 9-27
78165..... 9-27
78167..... 9-31
78171..... 8-201
78172..... 8-201
78173..... 8-201
78174..... 9-31
78175..... 9-31
78177..... 9-31
78178..... 9-31
78179..... 9-31
78180..... 9-30
78181..... 9-30
78182..... 9-30
78183..... 7-41
78197..... 9-25
78198..... 9-25
78199..... 9-25
78200..... 9-25
78201..... 9-25
78202..... 9-25
78203..... 9-25
78204..... 9-25
78209..... 9-11
78210..... 9-11
78211..... 9-11
78212..... 9-11
78213..... 9-11
78217..... 9-12
78218..... 9-12
78219..... 9-12
78220..... 9-12
78221..... 9-12
78222..... 9-12
78223..... 9-12
78224..... 9-12
78225..... 9-12
78226..... 9-12
78227..... 9-12
78228..... 9-12
78231..... 9-12
78260..... 8-201
78261..... 8-201
78262..... 8-201
78340..... 9-3
78341..... 9-3
78342..... 9-3
78343..... 9-3
78344..... 9-3
78345..... 9-3
78355..... 9-2
78356..... 9-2, 9-4
78357..... 9-2, 9-4
78358..... 9-2, 9-4
78359..... 9-2, 9-4
78360..... 9-2, 9-4
78361..... 9-2, 9-4
78362..... 9-2, 9-4
78365..... 9-2
78366..... 9-2
78367..... 9-2
78368..... 9-2, 9-4
78369..... 9-2, 9-4
78370..... 9-2, 9-4
78371..... 9-2, 9-4
78375..... 9-2
78376..... 9-2
78378..... 9-2
78380..... 9-2, 9-4
78381..... 9-2, 9-4
78386..... 9-2
78387..... 9-2
78388..... 9-2
78389..... 9-2
78398..... 9-2
78399..... 9-2
78401..... 9-2
78409..... 9-2
78410..... 9-2
78411..... 9-2
78413..... 9-2
78419..... 9-2
78421..... 9-2
78429..... 9-2
78430..... 9-2
78431..... 9-2
78438..... 9-2
78440..... 9-2, 9-4
78441..... 9-2, 9-4
78442..... 9-2, 9-4
78443..... 9-2, 9-4
78444..... 9-2, 9-4
78445..... 9-2, 9-4
78446..... 9-2, 9-4
78447..... 9-2, 9-4
78449..... 9-2
78455..... 9-5
78481..... 9-1
78482..... 9-1
78485..... 9-1
78486..... 9-1
78489..... 9-1
78490..... 9-1
78493..... 9-12
78544..... 7-2
78566..... 9-1
78618..... 9-5
78643..... 9-1
78650..... 9-6
78659..... 9-1
78715..... 9-6
78716..... 9-6
78717..... 9-6
78718..... 9-6
78719..... 9-5
78720..... 9-5
78721..... 9-5
78722..... 9-5
78723..... 9-5
78753..... 9-6
78760..... 9-4
78761..... 9-4
78762..... 9-4

78763..... 9-4
78764..... 9-4
78765..... 9-4
78766..... 9-4
78767..... 9-4
78768..... 9-4
78770..... 9-4
78771..... 9-4
78772..... 9-4
78773..... 9-4
78774..... 9-4
78775..... 9-4
78776..... 9-4
78777..... 9-4
78778..... 9-4
78779..... 9-4
78780..... 9-4
78781..... 9-4
78782..... 9-4
78783..... 9-4
78784..... 9-4
78785..... 9-5
78786..... 9-5
78787..... 9-5
78788..... 9-5
78789..... 9-5
78790..... 9-5
78791..... 9-5
78792..... 9-4
78795..... 9-5
78796..... 9-5
78804..... 9-4
78805..... 9-4
78806..... 9-4
78807..... 9-4
78808..... 9-4
78809..... 9-5
78810..... 9-5
78811..... 9-5
78812..... 9-4
78813..... 9-4
78814..... 9-4
78815..... 9-4
78816..... 9-5
78817..... 9-5
78822..... 9-5
78823..... 9-5
78824..... 9-5
78825..... 9-5
78826..... 9-5
78837..... 9-3
78838..... 9-3
78839..... 9-3
78840..... 9-3
78850..... 9-3
78851..... 9-3
78852..... 9-3
78853..... 9-3
79080..... 7-10
79081..... 7-10
79082..... 7-10
79083..... 7-10
79084..... 7-10
79085..... 7-10
79086..... 7-10
79087..... 7-10
79618..... 7-93
79621..... 7-93
79630..... 7-93
80008..... 12-73
80009..... 12-73
80042..... 12-3
80104..... 12-3
80109..... 12-4
80110..... 12-17
80113..... 12-73
80119..... 12-11
80144..... 12-5
80146..... 12-5
80148..... 12-5
80149..... 12-5
80150..... 12-5
80161..... 12-5
80171..... 12-11
80181..... 12-4
80182..... 12-11
80227..... 12-3
80241..... 12-68
80276..... 12-12
80281..... 12-12
80282..... 12-13
80288..... 12-12
80292..... 12-13
80293..... 12-13
80299..... 12-12
80315..... 12-12
80332..... 12-13
80334..... 12-12
80338..... 12-12
80339..... 12-12
80342..... 12-12
80343..... 12-12
80384..... 12-12
80393..... 12-7
80427..... 12-9
80430..... 12-9
80431..... 12-9
80437..... 12-9
80443..... 12-13
80444..... 12-13
80445..... 12-13
80449..... 12-12
80450..... 12-12
80451..... 12-12
80452..... 12-12
80453..... 12-12
80454..... 12-12
80455..... 12-12
80462..... 12-9
80463..... 12-9
80465..... 12-9
80515..... 12-5
80520..... 1-3
80521..... 1-3
80522..... 1-3
80523..... 12-16
80524..... 12-16
80525..... 12-16
80531..... 12-16
80532..... 12-16
80533..... 12-16
80538..... 12-16
80539..... 12-16
80540..... 12-16
80542..... 12-2
80557..... 12-73
80558..... 12-8
80559..... 12-5
80561..... 12-18
80562..... 12-18
80569..... 12-18
80570..... 12-18
80571..... 12-18
80573..... 12-18
80580..... 12-68
80581..... 12-14
80582..... 12-15
80583..... 12-9
80584..... 12-9
80610..... 12-14
80613..... 12-16
80614..... 12-16
80615..... 12-15
80616..... 12-15
80621..... 12-15
80627..... 12-15
80628..... 12-15
80629..... 12-15
80635..... 12-15
80636..... 12-15
80640..... 12-14
80645..... 12-15
80646..... 12-16
80647..... 12-14
80648..... 12-15
80650..... 12-69
80651..... 12-69
80652..... 12-16
80653..... 12-16
80654..... 12-18
80656..... 12-16
80657..... 12-16
80658..... 12-16
80659..... 12-16
80660..... 12-14
80661..... 12-14
80662..... 12-14
80663..... 12-16
80664..... 12-16
80665..... 1-40
80666..... 1-40
80668..... 12-14
80669..... 12-14
80671..... 12-69
80672..... 12-14
80677..... 12-14
80678..... 12-14
80687..... 12-14
80688..... 12-14
80689..... 12-14
80692..... 12-14
80693..... 12-61
80694..... 12-61
80695..... 12-61
80696..... 12-61
80697..... 12-61
80699..... 12-61
80702..... 12-16
80703..... 12-16
80704..... 12-16
80705..... 12-16
80706..... 12-16
80707..... 12-16
80720..... 12-66
80723..... 12-66
80736..... 12-5
80738..... 12-48
80767..... 12-61
80769..... 12-59
80770..... 12-59
80775..... 12-59
80776..... 12-59
80808..... 12-73
80809..... 12-73
80824..... 12-62
80826..... 12-62
80860..... 12-14
80861..... 12-14
80898..... 10-46
80910..... 12-59
80919..... 12-59
80933..... 12-17
80934..... 12-44
80935..... 12-17
80936..... 12-17
80941..... 12-7
80943..... 12-7
80945..... 12-7
80946..... 12-7
80947..... 12-7
80948..... 12-7
80949..... 12-7
80950..... 12-7
80952..... 12-5
80953..... 12-5
80954..... 12-5
80955..... 12-5
80957..... 12-13
80959..... 12-8
80960..... 12-8
80961..... 12-8
80962..... 12-8
80963..... 12-8
80964..... 12-8
80965..... 12-8
80966..... 12-8
80967..... 12-8
80968..... 12-8
80969..... 12-8
80970..... 12-8
80971..... 12-8
80972..... 12-8
80973..... 12-8
80974..... 12-8
80975..... 12-8
80976..... 12-8
80977..... 12-8
80978..... 12-74
80985..... 12-13
80986..... 12-5
80987..... 12-5
80989..... 12-5
80990..... 12-5
80992..... 12-13
80993..... 12-8
80995..... 12-8
80996..... 12-8
81001..... 12-8
81002..... 12-8
81004..... 12-8
81005..... 12-8
81006..... 12-8
81007..... 12-59
81008..... 12-59
81014..... 12-59
81015..... 12-8
81016..... 12-8
81017..... 12-8
81018..... 12-8
81019..... 12-76
81020..... 12-10
81026..... 12-6
81027..... 12-6
81028..... 12-6
81029..... 12-6
81030..... 12-59
81031..... 12-59
81035..... 12-6
81036..... 12-6
81037..... 12-6
81038..... 12-6
81039..... 12-6
81041..... 12-6
81043..... 12-6
81044..... 12-6
81045..... 12-6
81048..... 12-6
81049..... 12-6
81051..... 12-6
81053..... 12-6

81054..... 12-6
81055..... 12-6
81058..... 12-6
81063..... 12-6
81067..... 12-6
81068..... 12-6
81071..... 12-74
81073..... 12-74
81074..... 12-48
81075..... 12-68
81080..... 12-75
81081..... 12-75
81082..... 12-75
81083..... 12-75
81084..... 12-75
81085..... 12-75
81092..... 12-75
81106..... 12-66
81107..... 12-68
81111..... 12-61
81112..... 12-35
81114..... 12-35
81120..... 10-45, 12-48
81121..... 10-45, 12-48
81122..... 10-45
81123..... 10-45, 12-48
81125..... 10-45, 12-48
81127..... 12-76
81131..... 12-4
81135..... 12-2
81136..... 12-74
81137..... 12-2
81138..... 12-4
81139..... 12-4
81140..... 12-4
81141..... 12-2
81142..... 4-100
81143..... 12-76
81144..... 12-74
81145..... 12-4
81146..... 12-10
81147..... 12-11
81148..... 12-69
81151..... 12-41
81152..... 12-41
81156..... 12-40
81162..... 12-41
81163..... 12-41
81165..... 12-40
81166..... 12-40
81168..... 12-40
81169..... 12-40
81170..... 12-40
81171..... 12-40
81173..... 12-40
81177..... 12-77
81183..... 12-41
81184..... 12-41
81186..... 12-40
81189..... 12-77
81190..... 12-77
81191..... 12-77
81192..... 12-77
81193..... 12-77
81194..... 12-77
81195..... 12-77
81196..... 12-77
81197..... 12-77
81198..... 12-77
81199..... 12-77
81200..... 12-77
81201..... 12-77
81202..... 12-77
81203..... 12-77
81204..... 12-77
81205..... 12-77
81206..... 12-77
81207..... 12-77
81208..... 12-77
81209..... 12-77
81210..... 12-12
81211..... 12-12
81212..... 12-12
81243..... 12-12
81244..... 8-192
81275..... 2-55
81276..... 2-55
81277..... 2-55
81279..... 4-49
81280..... 12-71
81281..... 12-71
81282..... 12-71
81283..... 12-71
81284..... 4-59
81285..... 12-61
81287..... 12-58
81288..... 4-91
81289..... 4-19
81290..... 4-19
81292..... 4-48
81293..... 12-62
81298..... 4-19
81304..... 5-7
81305..... 12-45
81306..... 12-46
81307..... 12-46
81308..... 12-46
81309..... 12-46
81310..... 12-46
81311..... 12-46
81312..... 12-46
81313..... 12-46
81314..... 12-46
81315..... 12-46
81316..... 12-46
81317..... 12-47
81318..... 12-47
81319..... 12-47
81320..... 12-47
81321..... 12-47
81324..... 12-47
81327..... 12-47
81328..... 12-45
81329..... 12-45
81330..... 12-44
81333..... 12-45
81334..... 12-45
81335..... 12-45
81336..... 12-45
81337..... 12-45
81338..... 12-47
81339..... 12-47
81340..... 12-47
81341..... 12-47
81343..... 12-45
81344..... 12-45
816..... 10-23
817..... 10-23
818..... 10-23
819..... 10-23
820..... 10-23
82048..... 12-26
82050..... 12-49
82069..... 12-48
82070..... 12-66
82076..... 12-64
821..... 10-26
82115..... 4-53
82150..... 12-58
822..... 10-26
82231..... 12-13
82245..... 4-90, 12-34
82252..... 12-70
82253..... 12-70
82257..... 4-33
82258..... 12-75
82259..... 12-75
82260..... 12-66
82261..... 12-66
82262..... 12-75
82263..... 12-75
82266..... 12-66
82270..... 12-66
82271..... 12-66
82273..... 12-50
82274..... 12-50
82275..... 12-50
82276..... 12-50
82277..... 12-50
82278..... 12-50
82279..... 12-50
82280..... 12-57
82281..... 12-70
82282..... 12-72
82284..... 12-19
82285..... 12-19
82286..... 12-19
82287..... 12-19
823..... 10-26
82334..... 12-33
82355..... 12-53
82357..... 12-54
82358..... 12-57
82360..... 12-57
82368..... 12-58
82371..... 12-58
82373..... 12-58
82375..... 12-57
82377..... 12-51
82383..... 12-58
82385..... 12-58
82393..... 12-58
82394..... 12-58
82395..... 12-57
82399..... 12-58
824..... 10-26
82400..... 12-58
82419..... 12-57
82420..... 12-53
82422..... 12-53
82424..... 12-53
82429..... 12-27
82430..... 12-29
82435..... 12-52
82439..... 7-94
82447..... 12-29
82452..... 12-33
82469..... 6-66
82470..... 12-34
82484..... 12-26
82485..... 12-26
82492..... 12-31
82493..... 12-31
825..... 10-26
82521..... 12-31
82522..... 12-39
82524..... 12-39
82526..... 12-39
82527..... 12-39
82528..... 12-39
82539..... 7-94
82547..... 12-33
82550..... 12-59
82551..... 12-43
82553..... 12-31
82554..... 12-31
82555..... 12-31
82557..... 12-43
82568..... 12-43
82581..... 12-37
82587..... 12-37
82590..... 12-36
826..... 10-26
82627..... 12-36
82643..... 12-29
82645..... 12-29
82650..... 12-31
82652..... 12-30
827..... 10-26
82702..... 12-43
82709..... 12-37
82712..... 12-42
82713..... 12-33
82714..... 12-32
82715..... 12-36
82716..... 12-37
82717..... 12-42
82718..... 12-32
82720..... 12-21
82721..... 12-21
82722..... 12-32
82723..... 12-42
82724..... 12-36
82725..... 12-43
82726..... 12-42
82727..... 12-37
82728..... 12-32
82729..... 12-42
82732..... 12-31
82733..... 12-30
82734..... 12-35
82735..... 12-36
82756..... 12-49
82759..... 12-25
82760..... 12-55
82761..... 12-51
82763..... 12-53
82765..... 12-54
82767..... 12-54
82768..... 12-54
82769..... 12-54
82770..... 12-54
82772..... 12-55
82773..... 12-51
82774..... 12-56
82780..... 12-51
82781..... 12-51
82782..... 12-52
82783..... 12-52
82784..... 12-52
82785..... 12-52
82786..... 12-52
82787..... 12-53
82788..... 12-53
82790..... 12-53
82794..... 12-56
82795..... 12-56
828..... 10-26
82806..... 12-56
82810..... 12-58
82812..... 12-56
82814..... 12-57
82817..... 12-53
82818..... 12-55
82819..... 12-55
82820..... 12-54
82821..... 12-54
82822..... 12-52
82823..... 12-52
82824..... 12-52

82859..... 12-49
82891..... 12-38
82892..... 12-38
82893..... 12-38
829..... 10-26
82901..... 12-15
82917..... 12-67
82918..... 12-67
82919..... 12-67
82920..... 12-67
82921..... 12-67
82922..... 12-67
82936..... 12-19
82937..... 12-19
82938..... 12-20
82982..... 12-33
82983..... 12-29
830..... 10-26
83050..... 12-34
83052..... 12-22
83053..... 12-22
83054..... 12-22
83055..... 12-22
83057..... 12-21
83058..... 12-23
83059..... 12-23
83060..... 12-23
83061..... 12-23
83062..... 12-23
83063..... 12-23
83064..... 12-22
83065..... 4-47
83066..... 12-23
83067..... 12-23
83068..... 12-23
83074..... 12-23
83075..... 12-23
83076..... 12-23
83077..... 12-24
83078..... 12-22
83079..... 12-21
83083..... 12-21
83087..... 12-37
83090..... 12-23
83095..... 12-23
83096..... 12-23
83097..... 12-23
83098..... 12-23
831..... 10-26
83101..... 12-49
83103..... 12-49
83104..... 12-49
83105..... 12-25
83106..... 12-25
83110..... 12-49
83112..... 12-25
83113..... 12-49
83116..... 12-49
83117..... 12-25
83118..... 12-49
83119..... 12-25
83120..... 12-49
83121..... 12-20
83123..... 12-22
83133..... 12-20
83134..... 12-20
83135..... 12-20
83136..... 12-20
83139..... 12-20
83140..... 12-20
83141..... 12-20
83142..... 12-20
83149..... 12-41
83153..... 7-24, 12-41
83155..... 12-63
83156..... 12-63
83158..... 12-63
83163..... 12-25
83164..... 12-25
83165..... 12-25
83166..... 12-25
83167..... 12-25
83171..... 12-25
83172..... 12-62
83173..... 4-47
83174..... 12-14
83175..... 12-14
83176..... 12-14
83177..... 12-28
83179..... 12-14
83180..... 12-14
83182..... 12-63
83184..... 12-63
83198..... 12-22
832..... 10-26
83202..... 12-49
83206..... 12-20
83223..... 12-24
83251..... 12-49
83252..... 12-22
83253..... 12-50
83254..... 12-40
83255..... 12-40
83256..... 12-40
83257..... 12-40
83258..... 12-22
83259..... 12-50
83263..... 12-39
83264..... 12-29
83265..... 12-29
83266..... 12-50
83267..... 12-50
83268..... 12-50
83269..... 12-50
83270..... 12-50
83271..... 12-50
83273..... 12-50
83274..... 12-50
83279..... 12-50
83280..... 12-50
83281..... 12-50
83282..... 12-21
83283..... 8-231, 12-24
83284..... 12-24
83285..... 12-27
833..... 10-26
83302..... 12-62
83303..... 12-62
83304..... 12-62
83334..... 10-106
83336..... 10-105
83337..... 10-105
83375..... 12-70
83376..... 12-70
834..... 10-26
83497..... 8-189
83498..... 8-189
83499..... 8-186
835..... 10-26
83500..... 8-198
83501..... 8-198
83502..... 8-198
83503..... 8-198
83504..... 8-198
83505..... 8-199
83506..... 8-199
83507..... 8-199
83508..... 8-199
83509..... 8-199
83511..... 8-186
83512..... 8-188
83513..... 8-187
83514..... 8-188
83515..... 8-187
83516..... 8-188
83517..... 8-189
83518..... 8-189
83519..... 8-186
83520..... 8-189
83521..... 8-189
83522..... 8-189
83523..... 8-189
83524..... 8-189
83525..... 8-189
83526..... 8-189
83527..... 8-186
83528..... 8-189
83530..... 8-189
836..... 10-26
83600..... 12-63
83601..... 12-63
83602..... 12-63
83603..... 12-63
83605..... 12-64
83606..... 12-64
83607..... 12-64
83608..... 12-64
83616..... 12-63
83617..... 12-63
83619..... 12-60
83620..... 12-60
83621..... 12-60
83622..... 12-60
83623..... 12-60
83624..... 12-60
83625..... 12-60
83626..... 12-60
83627..... 12-60
83628..... 12-65
83630..... 12-60
83631..... 12-60
83632..... 12-60
83633..... 12-15
83634..... 12-15
83635..... 12-15
83636..... 12-15
83637..... 12-15
83638..... 12-15
83639..... 12-15
83640..... 12-15
83643..... 12-60
83644..... 12-60
83645..... 12-60
83646..... 12-60
83647..... 12-60
83648..... 12-60
83649..... 12-60
83650..... 12-69
83657..... 12-60
83659..... 12-60
83660..... 12-60
83661..... 12-65
83662..... 12-65
83663..... 12-64
83664..... 12-64
83665..... 12-65
83666..... 12-67
83667..... 12-67
83668..... 4-79
83669..... 12-70
83670..... 12-70
83671..... 12-70
83672..... 12-70
83673..... 12-70
83674..... 12-70
83675..... 12-70
83676..... 12-70
83678..... 12-64
83679..... 12-63
83680..... 12-63
83683..... 12-67
83684..... 12-60
83685..... 12-67
83686..... 12-67
83687..... 12-67
83688..... 12-67
83689..... 12-67
83690..... 12-67
83692..... 12-66
83693..... 12-66
83694..... 12-66
83697..... 12-66
83698..... 12-67
83699..... 12-34
83700..... 12-63, 12-64
83701..... 12-60
83728..... 10-61
83729..... 10-61
83730..... 10-61
83731..... 10-60
83844..... 10-105
83845..... 10-105
83871..... 8-277
83978..... 8-4
83979..... 8-4
83980..... 8-4
83981..... 8-4
83982..... 8-4
83983..... 8-4
83984..... 8-4
83985..... 8-4
83986..... 8-5
83987..... 8-5
83988..... 8-5
83989..... 8-5
83990..... 8-80, 8-174
83991..... 8-80, 8-174
83992..... 8-80, 8-174
83993..... 8-80, 8-174
83994..... 8-80, 8-174
83995..... 8-80, 8-174
83996..... 8-80, 8-174
83997..... 8-80, 8-174
84022..... 8-95, 8-180
84023..... 8-95, 8-180
84024..... 8-94, 8-95, 8-180
84033..... 8-94, 8-95, 8-180
84034..... 8-94, 8-95, 8-180
84035..... 8-94, 8-95, 8-180
84036..... 8-94, 8-95, 8-180
84037..... 8-94, 8-95, 8-180
84038..... 8-95, 8-180
84039..... 8-95, 8-180
84040..... 8-47
84041..... 8-47
84042..... 8-47
84043..... 8-47
84044..... 8-254
84045..... 8-254
84046..... 8-254
84047..... 8-47
84048..... 8-47
84049..... 8-47
84050..... 8-169
84051..... 8-169
84052..... 8-169
84053..... 8-169
84054..... 8-169
84055..... 8-169
84056..... 8-169

84064..... 8-169
84065..... 8-169
84066..... 8-169
84067..... 8-178
84068..... 8-178
84069..... 8-178
84070..... 8-180
84071..... 8-180
84072..... 8-180
84073..... 8-180
84074..... 8-180
84075..... 8-180
84076..... 8-180
84077..... 8-78
84078..... 8-96, 8-181
84204..... 8-100
84205..... 8-100
84206..... 8-100
84207..... 8-100
84208..... 8-100
84209..... 8-100
84210..... 8-102
84211..... 8-102
84212..... 8-102
84213..... 8-102
84214..... 8-102
84215..... 8-102
84226..... 8-106
84227..... 8-106
84228..... 8-106
84229..... 8-106
84230..... 8-106
84231..... 8-106
84232..... 8-106
84233..... 8-106
84234..... 8-106
84235..... 8-106
84236..... 8-106
84237..... 8-106
84238..... 8-107
84239..... 8-107
84240..... 8-107
84241..... 8-107
84242..... 8-107
84243..... 8-107
84244..... 8-107
84245..... 8-107
84246..... 8-107
84247..... 8-107
84248..... 8-107
84249..... 8-107
84252..... 8-107
84255..... 8-107
84256..... 8-75
84259..... 8-14, 8-15, 8-162
84262..... 8-168
84295..... 8-12
84296..... 8-12
84297..... 8-12
84298..... 8-12
84299..... 8-12
84300..... 8-12
84301..... 8-12
84302..... 8-12
84303..... 8-13
84304..... 8-13
84305..... 8-13
84306..... 8-13
84316..... 8-16
84317..... 8-16
84318..... 8-16
84319..... 8-16
84320..... 8-16
84321..... 8-16
84322..... 8-16
84323..... 8-16
84324..... 8-16
84325..... 8-17
84326..... 8-17
84327..... 8-17
84328..... 8-17
84329..... 8-167
84330..... 8-167
84331..... 8-16, 8-17, 8-163, 8-164
84334..... 8-2, 8-3
84335..... 8-35
84336..... 8-35
84337..... 8-10, 8-12, 8-14, 8-16, 8-162, 8-163, 8-164
84338..... 8-2, 8-3, 8-4, 8-6, 8-7, 8-8, 8-9, 8-10, 8-12, 8-14, 8-16, 8-156, 8-157, 8-158, 8-159, 8-160, 8-161, 8-162, 8-163, 8-164
84339..... 8-2, 8-3, 8-4, 8-6, 8-7, 8-8, 8-9, 8-10, 8-12, 8-14, 8-16, 8-156, 8-157, 8-158, 8-159, 8-160, 8-161, 8-162, 8-163, 8-164
84340..... 8-2, 8-3, 8-4, 8-6, 8-7, 8-8, 8-9, 8-10, 8-12, 8-14, 8-16, 8-156, 8-157, 8-158, 8-159, 8-160, 8-161, 8-163, 8-164
84341..... 8-2, 8-3, 8-4, 8-5, 8-6, 8-7, 8-8, 8-9, 8-10, 8-11, 8-12, 8-156, 8-157, 8-158, 8-159, 8-160, 8-161
84342..... 8-2, 8-3, 8-4, 8-5, 8-6, 8-7, 8-8, 8-9, 8-10, 8-11, 8-12, 8-13, 8-156, 8-157, 8-158, 8-159, 8-160, 8-161
84343..... 8-2, 8-3, 8-4, 8-5, 8-8, 8-9, 8-10, 8-11, 8-12, 8-13, 8-156, 8-157, 8-158, 8-159, 8-160, 8-161
84344..... 8-2, 8-3, 8-4, 8-5, 8-8, 8-9, 8-10, 8-11, 8-12, 8-13, 8-156, 8-157, 8-158, 8-159, 8-160, 8-161, 10-29
84352..... 8-95
84353..... 8-95
84354..... 8-95
84355..... 8-95
84356..... 8-95
84357..... 8-95
84358..... 8-95
84359..... 8-3
84372..... 8-8
84373..... 8-8
84374..... 8-8
84375..... 8-8
84376..... 8-8
84377..... 8-9
84378..... 8-9
84379..... 8-9
84380..... 8-9
84381..... 8-10
84382..... 8-10
84383..... 8-10
84384..... 8-10
84385..... 8-10
84386..... 8-10
84387..... 8-10
84388..... 8-11
84389..... 8-11
84390..... 8-11
84391..... 8-11
84392..... 8-2
84393..... 8-2
84394..... 8-2
84395..... 8-2
84396..... 8-2
84397..... 8-3
84398..... 8-3
84399..... 8-3
84400..... 8-164
84401..... 8-164
84402..... 8-164
84403..... 8-164
84404..... 8-163
84405..... 8-163
84406..... 8-163
84407..... 8-163
84408..... 8-163
84409..... 8-163
84410..... 8-163
84411..... 8-163
84412..... 8-163
84413..... 8-162
84414..... 8-162
84415..... 8-162
84416..... 8-161
84417..... 8-161
84418..... 8-161
84419..... 8-161
84420..... 8-160
84421..... 8-160
84422..... 8-160
84423..... 8-160
84424..... 8-160
84425..... 8-160
84426..... 8-160
84427..... 8-160
84428..... 8-160
84429..... 8-159
84430..... 8-159
84431..... 8-159
84432..... 8-159
84433..... 8-158
84434..... 8-158
84435..... 8-158
84436..... 8-158
84437..... 8-158
84438..... 8-158
84439..... 8-158
84440..... 8-158
84450..... 8-167
84452..... 8-167
84453..... 8-167
84454..... 8-167
84456..... 8-167
84457..... 8-166
84458..... 8-166
84459..... 8-166
84460..... 8-166
84461..... 8-165
84462..... 8-165
84463..... 8-165
84464..... 8-165
84470..... 8-177
84471..... 8-177
84472..... 8-177
84473..... 8-177
84474..... 8-177
84475..... 8-177
84476..... 8-177
84477..... 8-176
84478..... 8-176
84479..... 8-176
84480..... 8-176
84481..... 8-175
84482..... 8-175
84483..... 8-175
84484..... 8-175
84530..... 8-157
84531..... 8-157
84532..... 8-157
84533..... 8-157
84534..... 8-156
84535..... 8-156
84536..... 8-156
84537..... 8-156
84538..... 8-156
84539..... 8-156
84601..... 8-170
84602..... 8-170
84603..... 8-170
84604..... 8-170
84605..... 8-170
84606..... 8-170
84607..... 8-170
84608..... 8-170
84609..... 8-170
84610..... 8-170
84611..... 8-170
84612..... 8-170
84613..... 8-170
84614..... 8-170
84615..... 8-170
84616..... 8-170
84617..... 8-170
84618..... 8-170
84619..... 8-170
84620..... 8-170
84621..... 8-170
84622..... 8-170
84623..... 8-2, 8-3, 8-4, 8-5, 8-14, 8-15, 8-20, 8-23, 8-30, 8-81, 8-83, 8-85
84624..... 8-260
84625..... 8-259
84627..... 8-168
84628..... 8-168
84630..... 8-168
84631..... 8-168
84632..... 8-168
84633..... 8-168
84638..... 8-182, 8-183, 8-184, 8-185
84639..... 8-182, 8-183, 8-184, 8-185
84640..... 8-167
84641..... 8-167
84642..... 8-167
84643..... 8-2, 8-3, 8-4, 8-5, 8-14, 8-15, 8-20, 8-23, 8-30, 8-81, 8-83, 8-85
84644..... 8-2, 8-3, 8-4, 8-5, 8-14, 8-15, 8-20, 8-23, 8-30, 8-81, 8-83, 8-85
84649..... 8-35
84650..... 8-35
84651..... 8-35
84652..... 8-35
84653..... 8-35
84654..... 8-35
84655..... 8-35
84656..... 8-35
84657..... 8-30

84658..... 8-30
84659..... 8-30
84660..... 8-30
84661..... 8-23
84662..... 8-23
84663..... 8-23
84664..... 8-23
84670..... 8-61
84671..... 8-61
84672..... 8-61
84673..... 8-61
84674..... 8-61
84675..... 8-61
84676..... 8-61
84689..... 8-85
84690..... 8-85
84691..... 8-85
84692..... 8-85
84693..... 8-83
84694..... 8-83
84695..... 8-83
84696..... 8-83
84791..... 8-105
84792..... 8-105
84793..... 8-105
84794..... 8-105
84795..... 8-105
84796..... 8-105
84797..... 8-105
84798..... 8-105
84799..... 8-105
84800..... 8-105
84801..... 8-94
84802..... 8-94
84803..... 8-94
84804..... 8-94
84805..... 8-94
84806..... 8-94
84808..... 8-147
84809..... 8-147
84810..... 8-145
84811..... 8-143
84812..... 8-142
84813..... 8-136
84816..... 8-147
84817..... 8-147
84818..... 8-147
84819..... 8-147
84820..... 4-60
84821..... 8-147
84822..... 8-136
84823..... 8-138
84824..... 8-136
84825..... 8-136
84826..... 8-136
84827..... 8-136
84828..... 8-139
84829..... 8-139
84830..... 8-139
84831..... 8-139
84832..... 8-139
84833..... 8-140
84834..... 8-136
84835..... 8-140
84836..... 8-140
84837..... 8-140
84838..... 8-139
84839..... 8-141
84840..... 8-141
84841..... 8-141
84842..... 8-142
84843..... 8-142
84844..... 8-142
84845..... 8-142
84847..... 8-145
84848..... 8-145
84849..... 8-145
84850..... 8-145
84851..... 8-145
84852..... 8-145
84853..... 8-146
84854..... 8-147
84855..... 8-147
84856..... 8-148
84857..... 8-148
84858..... 8-148
84859..... 8-148
84860..... 8-148
84861..... 8-148
84862..... 8-148
84863..... 8-148
84864..... 8-148
84865..... 8-145
84866..... 8-145
84867..... 8-145
84868..... 8-139
84869..... 8-144
84870..... 8-152
84871..... 8-146, 8-165, 8-166, 8-175
84887..... 8-136
84888..... 8-136
84889..... 8-136
84890..... 8-148
84891..... 8-6
84892..... 8-6
84893..... 8-6
84894..... 8-6
84895..... 8-6
84896..... 8-7
84897..... 8-7
84898..... 8-7
84899..... 8-7
84905..... 8-182, 8-184
84906..... 8-182, 8-184
84907..... 8-182, 8-184
84908..... 8-182, 8-184
84909..... 8-182, 8-184
84915..... 8-183
84916..... 8-183
84917..... 8-183
84918..... 8-183
84919..... 8-183
84920..... 8-183
84921..... 8-183
84922..... 8-183
84923..... 8-183
84924..... 8-183
84925..... 8-182
84926..... 8-182
84927..... 8-182
84928..... 8-182
84929..... 8-182
84930..... 8-182
84931..... 8-184
84932..... 8-184
84933..... 8-184
84934..... 8-184
84935..... 8-184
84936..... 8-184
84937..... 8-185
84938..... 8-185
84939..... 8-185
84940..... 8-185
84941..... 8-185
84942..... 8-185
84943..... 8-185
84944..... 8-185
84945..... 8-183, 8-185
84946..... 8-182, 8-183, 8-184, 8-185
84947..... 8-182, 8-183, 8-184, 8-185
84948..... 8-182, 8-183, 8-184, 8-185
84949..... 8-182, 8-183, 8-184, 8-185
84953..... 8-148
84954..... 8-145
84955..... 8-146
84956..... 8-146
84957..... 8-140
84958..... 8-136
84959..... 8-136
84960..... 8-136
84961..... 8-136
84962..... 8-136
84963..... 8-136
84964..... 8-146
84965..... 8-152
84966..... 8-145
84968..... 8-136
84969..... 8-146
84987..... 8-136
84988..... 8-136
84991..... 8-136
84992..... 8-146
84993..... 8-146
84994..... 8-136
84995..... 8-152
84996..... 8-149
84997..... 8-136
84998..... 8-137
84999..... 8-145
850..... 10-21
85000..... 8-252
85001..... 8-252
85002..... 8-252
85003..... 8-252
85004..... 8-252
85005..... 8-252
85007..... 8-252
85008..... 8-252
85009..... 8-252
85010..... 8-252
85011..... 8-252
85012..... 8-252
85016..... 8-252
85017..... 8-253
85018..... 8-252
85019..... 8-252
85020..... 8-252
85022..... 8-253
85023..... 8-253
85025..... 8-252
85026..... 8-253
85027..... 8-253
85028..... 8-253
85029..... 8-253
85033..... 8-253
85035..... 8-252
85036..... 8-252
85037..... 8-252
85038..... 8-252
85039..... 8-253
85040..... 8-253
85041..... 8-252
85042..... 8-250
85043..... 8-252
85047..... 8-250
85048..... 8-250
85056..... 8-253
85057..... 8-253
85060..... 8-253
85061..... 8-253
85062..... 8-253
85063..... 8-253
85064..... 8-253
85065..... 8-251
85066..... 8-251
85067..... 8-251
85068..... 8-251
85069..... 8-251
85089..... 8-253
85090..... 8-79, 8-173
85091..... 8-79, 8-173
85092..... 8-79, 8-173
85093..... 8-79, 8-173
851..... 10-21
85100..... 8-153
85101..... 8-153
85102..... 8-153
852..... 10-21
853..... 10-21
85300..... 8-98
85301..... 8-98
85302..... 8-98
85303..... 8-98
85304..... 8-98
85305..... 8-98
85306..... 8-98
85307..... 8-98
85308..... 8-98
85309..... 8-99
85310..... 8-99
85311..... 8-99
85312..... 8-98
85313..... 8-98
85314..... 8-98
85315..... 8-97
85316..... 8-98
85320..... 8-97
85321..... 8-97
85322..... 8-97
85323..... 8-97
85324..... 8-97
85325..... 8-97
85326..... 8-97
85327..... 8-97
85328..... 8-97
85329..... 8-97
85330..... 8-97
85331..... 8-97
85332..... 8-97
854..... 10-21
85410..... 8-4, 8-5, 8-6, 8-7, 8-156, 8-157
85411..... 8-8, 8-9, 8-10, 8-11, 8-12, 8-13, 8-158, 8-159, 8-160, 8-161
85412..... 8-20
85413..... 8-20
85414..... 8-20
85415..... 8-20
85416..... 8-81
85417..... 8-81
85418..... 8-81
85419..... 8-81
855..... 10-21
856..... 10-21
85645..... 8-93
85646..... 8-93
85647..... 8-93
85648..... 8-93
85649..... 8-93
85656..... 8-93
85657..... 8-93
85658..... 8-93
85659..... 8-93
857..... 10-21

858..... 10-21
85880..... 8-18
85881..... 8-18
85882..... 8-18
85883..... 8-18
85884..... 8-18
85885..... 8-18
85886..... 8-18
85887..... 8-18
859..... 10-21
85917..... 8-90
85918..... 8-90
85919..... 8-90
85920..... 8-90
85921..... 8-90
85922..... 8-90
85923..... 8-90
860..... 10-21
86029..... 8-121, 8-125
86031..... 8-132, 8-134
86049..... 8-97, 8-98, 8-99
86057..... 8-128
86058..... 8-128
86059..... 8-128
86060..... 8-128
86061..... 8-128
86062..... 8-128
86063..... 8-128
86064..... 8-128
86067..... 8-128
86068..... 8-128
86069..... 8-128
86070..... 8-128
86071..... 8-128
86072..... 8-128
86073..... 8-128
86074..... 8-132
86075..... 8-132
86076..... 8-132
86077..... 8-132
86078..... 8-132
86079..... 8-132
86080..... 8-132
86081..... 8-132
86082..... 8-128, 8-130
86088..... 8-121
86090..... 8-121
86091..... 8-121
86093..... 8-121
86094..... 8-121
86095..... 8-121
86098..... 8-121
86099..... 8-121
861..... 10-21
86181..... 12-54
86185..... 8-125
86186..... 8-125
86187..... 8-125
86188..... 8-125
86189..... 8-125
86191..... 8-121
86192..... 8-121
86193..... 8-121
86194..... 8-121
86195..... 8-121
86196..... 8-121
86197..... 8-121
86198..... 8-121
86199..... 8-121
862..... 10-21
86211..... 8-153
86212..... 8-153
86213..... 8-155
86214..... 8-153
86215..... 8-153
86216..... 8-153
86217..... 8-153
86218..... 8-153
86221..... 8-154
86222..... 8-154
86223..... 8-154
86224..... 8-154
86225..... 8-154
86226..... 8-154
86229..... 8-47, 8-61, 8-100, 8-165, 8-166, 8-167
86230..... 8-154
86231..... 8-154
86233..... 8-154
86234..... 8-154
86235..... 8-154
86237..... 8-154
86238..... 8-155
86239..... 8-154
86240..... 8-154
86242..... 8-155
86243..... 8-155
86244..... 8-155
86245..... 8-155
86246..... 8-155
86247..... 8-155
86248..... 8-155
86249..... 8-155
86251..... 8-125
86252..... 8-125
86254..... 8-125
86255..... 8-125
86257..... 8-125
86260..... 8-121, 8-125
86262..... 8-118
86263..... 8-118
86264..... 8-118
86265..... 8-118
86266..... 8-118
86267..... 8-118
86271..... 8-115
86272..... 8-115
86273..... 8-115
86274..... 8-115
86275..... 8-115
86276..... 8-115
86277..... 8-115
86278..... 8-115
86279..... 8-115
86281..... 8-115
86282..... 8-115
86283..... 8-115
86284..... 8-115
86285..... 8-119
86286..... 8-119
86287..... 8-119
86288..... 8-119
86297..... 8-119
86298..... 8-119
86299..... 8-119
863..... 10-21
86301..... 8-121
86310..... 8-125
86311..... 8-125
86318..... 8-125
86319..... 8-121
86320..... 8-121
86321..... 8-121, 8-125
86322..... 8-125
86324..... 8-125
86325..... 8-125
86326..... 8-125
86327..... 8-125
86328..... 8-125
86329..... 8-125
86330..... 8-125
86331..... 8-125
86332..... 8-125
86333..... 8-125
86334..... 8-125
86335..... 8-125
86336..... 8-125
86337..... 8-125
86338..... 8-125
86339..... 8-125
86340..... 8-128, 8-130, 8-132, 8-134
86341..... 8-130
86342..... 8-130
86343..... 8-130
86344..... 8-130
86345..... 8-130
86346..... 8-130
86347..... 8-130
86348..... 8-130
86349..... 8-128, 8-130
86350..... 8-119, 8-125, 8-128, 8-130, 8-132, 8-134
86351..... 8-128, 8-130
86352..... 8-128, 8-130
86353..... 8-130
86354..... 8-128, 8-130
86355..... 8-128
86356..... 8-128, 8-130
86357..... 8-130
86358..... 8-130
86359..... 8-130
86360..... 8-130
86361..... 8-130
86362..... 8-130
86363..... 8-130
86364..... 8-130
86365..... 8-130
86366..... 8-130
86367..... 8-130
86368..... 8-130
86369..... 8-128, 8-130
86370..... 8-128, 8-130
86371..... 8-134
86372..... 8-134
86373..... 8-134
86374..... 8-134
86375..... 8-134
86376..... 8-134
86377..... 8-132
86378..... 8-134
86380..... 8-134
86381..... 8-134
86382..... 8-132, 8-134
86383..... 8-132, 8-134
86384..... 8-134
86385..... 8-134
86386..... 8-132, 8-134
86387..... 8-132, 8-134
86388..... 8-134
86389..... 8-134
86390..... 8-134
86391..... 8-134
86392..... 8-134
86393..... 8-134
86394..... 8-134
86395..... 8-134
86396..... 8-134
86397..... 8-134
86398..... 8-106
86399..... 8-106
864..... 10-21
86400..... 8-106
86401..... 8-107
86402..... 8-107
86403..... 8-107
86404..... 8-107
86405..... 8-107
86406..... 8-107
86407..... 8-107
86408..... 8-107
86409..... 8-107
86410..... 8-107
86411..... 8-107
86412..... 8-107
86415..... 8-107
86416..... 8-107
86417..... 8-125
86426..... 8-108
86427..... 8-108
86429..... 8-108
86430..... 8-108
86431..... 8-108
86434..... 8-108
86435..... 8-108
86436..... 8-108
86437..... 8-108
86439..... 8-111
86441..... 8-111
86442..... 8-111
86443..... 8-111
86444..... 8-111
86445..... 8-114
86446..... 8-114
86447..... 8-114
86448..... 8-114
86449..... 8-114
86450..... 8-114, 8-119
86451..... 8-114, 8-119
86452..... 8-114
86453..... 8-114
86454..... 8-114, 8-125
86455..... 8-114, 8-125
86456..... 8-114
86457..... 8-114
86458..... 8-114
86459..... 8-114
86460..... 8-114
86461..... 8-114
86462..... 8-114
86463..... 8-114
86464..... 8-114
86465..... 8-114
86466..... 8-114
86467..... 8-114
86468..... 8-114
86469..... 8-114
86470..... 8-114
86471..... 8-114
86472..... 8-114
86473..... 8-114
86474..... 8-114
86475..... 8-111
86476..... 8-111
86477..... 8-111
86478..... 8-111
86479..... 8-111
86480..... 8-108
86481..... 8-108
86482..... 8-108
86483..... 8-108
86484..... 8-108
86485..... 8-108
86486..... 8-108
86491..... 8-14
86492..... 8-14
86493..... 8-14
86494..... 8-14
86495..... 8-14
86496..... 8-14

86497..... 8-15
86498..... 8-15
86499..... 8-15
865..... 10-21
86511..... 8-192
86512..... 8-192
86513..... 8-202
86514..... 8-202
86515..... 8-202
86536..... 8-139
86537..... 8-139
86538..... 8-139
86540..... 8-140
86541..... 8-140
86542..... 8-140
86543..... 8-140
86544..... 8-141
86545..... 8-138
86546..... 8-142
86547..... 8-142
86548..... 8-142
86549..... 8-143
86550..... 8-143
86551..... 8-143
86552..... 8-143
86553..... 8-143
86554..... 8-143
86555..... 8-143
86556..... 8-143
86557..... 8-143
86558..... 8-143
86559..... 8-143
86560..... 8-143
86561..... 8-143
86562..... 8-143
86563..... 8-143
86564..... 8-143
86565..... 8-143
86566..... 8-143
86567..... 8-143
86568..... 8-143
86569..... 8-143
86570..... 8-143
86571..... 8-143
86572..... 8-143
86573..... 8-143
86574..... 8-143
86575..... 8-143
86577..... 8-144
86578..... 8-144
86579..... 8-144
86580..... 8-144
86581..... 8-144
86583..... 8-144
86584..... 8-144
86586..... 8-144
86587..... 8-144
86588..... 8-144
86589..... 8-144
86590..... 8-144
86593..... 8-144
86594..... 8-144
86595..... 8-144
86596..... 8-145
86598..... 8-144
86599..... 8-144
866..... 10-21
86601..... 8-144
86602..... 8-144
86604..... 8-146
86605..... 8-138
86606..... 8-138
86607..... 8-143
86608..... 8-143
86609..... 8-143
86610..... 8-143
86611..... 8-143
86612..... 8-143
86613..... 8-143
86614..... 8-143
86615..... 8-143
86619..... 8-144
86620..... 8-144
86621..... 8-143
86622..... 8-149
86624..... 8-143
86625..... 8-147
86626..... 8-145
86629..... 8-138
86630..... 8-143
86631..... 8-151
86632..... 8-152
86633..... 8-152
86634..... 8-144
86635..... 8-141
86636..... 8-149
86637..... 8-145
86638..... 8-147
86639..... 8-142
86640..... 8-140
86641..... 8-143
86642..... 8-142
86643..... 8-141
86645..... 8-147
86646..... 8-144
86647..... 8-144
86649..... 8-144
86657..... 8-191
86658..... 8-191
86663..... 8-191
86664..... 8-191
86670..... 8-144
86671..... 8-144
86672..... 8-144
86673..... 8-144
86674..... 8-144
86680..... 8-153
86681..... 8-153
86682..... 8-153
86685..... 8-153
86686..... 8-153
86687..... 8-153
86688..... 8-153
86689..... 8-153
86690..... 8-153
86691..... 8-153
86692..... 8-153
86693..... 8-153
86694..... 8-153
86695..... 8-153
86696..... 8-153
86697..... 8-153
86698..... 8-153
86699..... 8-153
867..... 10-21
86700..... 8-153
86701..... 8-153
86705..... 8-153
86706..... 8-153
86707..... 8-153
86708..... 8-153
86709..... 8-153
86710..... 8-153
86711..... 8-153
86712..... 8-153
86713..... 8-153
86714..... 8-153
86717..... 8-153
86718..... 8-153
86721..... 8-153
86722..... 8-153
86723..... 8-153
86724..... 8-153
86725..... 8-153
86726..... 8-153
86727..... 8-153
86728..... 8-153
86729..... 8-153
86730..... 8-154
86731..... 8-154
86733..... 8-154
86734..... 8-154
86735..... 8-154
86736..... 8-154
86738..... 8-154
86739..... 8-154
86740..... 8-154
86741..... 8-154
86742..... 8-154
86743..... 8-154
86744..... 8-154
86746..... 8-154
86747..... 8-154
86749..... 8-154
86752..... 8-154
86753..... 8-154
86754..... 8-154
86755..... 8-154
86757..... 8-154
86758..... 8-154
86759..... 8-154
86760..... 8-154
86761..... 8-154
86762..... 8-154
86763..... 8-154
86764..... 8-154
86765..... 8-154
86767..... 8-154
86775..... 8-154
86776..... 8-154
86778..... 8-154
86779..... 8-154
86780..... 8-154
86781..... 8-154
86782..... 8-154
86783..... 8-154
86784..... 8-154
86786..... 8-154
86787..... 8-154
86788..... 10-102
86789..... 10-102
86790..... 10-102
86791..... 10-102
86792..... 10-102
86793..... 10-102
86794..... 10-102
86795..... 10-102
86796..... 10-102
868..... 10-21
86804..... 10-84
86805..... 10-84
86807..... 10-84
86808..... 10-84
86809..... 10-84
86810..... 8-196
86811..... 8-196
86812..... 8-196
86813..... 8-196
86814..... 8-197
86815..... 8-197
86816..... 8-197
86817..... 8-197
86818..... 8-196, 8-197
86819..... 8-196, 8-197
86820..... 8-196, 8-197
86821..... 10-85
86822..... 10-85
86824..... 8-145
86825..... 8-146
86826..... 8-146
86827..... 8-152
86828..... 8-142
86829..... 8-146
86831..... 8-140
86833..... 8-147
86836..... 8-146
86837..... 8-142
86838..... 8-147
86839..... 8-137
86840..... 8-147
86841..... 8-147
86842..... 8-146
86843..... 8-146
86844..... 8-144
86845..... 8-136
86846..... 8-143
86847..... 8-136
86848..... 8-136
86849..... 8-136
86850..... 8-136
86851..... 8-147
86852..... 8-147
86853..... 8-147
86854..... 8-147
86855..... 8-147
86856..... 8-147
86857..... 8-147
86858..... 8-148
86859..... 8-148
86860..... 8-154
86861..... 8-154
86862..... 8-154
86863..... 8-154
86864..... 8-154
86865..... 8-154
86866..... 8-154
86867..... 8-154
86868..... 8-155
86870..... 8-155
86871..... 8-155
86872..... 8-155
86873..... 8-155
86874..... 8-155
86875..... 8-155
86878..... 8-155
86879..... 8-155
86880..... 8-155
86881..... 8-155
86882..... 8-155
86883..... 8-155
86884..... 8-155
86885..... 8-155
86886..... 8-155
86887..... 8-155
86888..... 8-155
86889..... 8-155
86890..... 8-155
86891..... 8-155
86894..... 8-155
86896..... 8-155
86897..... 8-155
86898..... 8-155
86899..... 8-155
869..... 10-21
86901..... 8-155
86902..... 8-155
86903..... 8-155
86905..... 8-155
86906..... 8-155
86907..... 8-155

86908..... 8-155
86909..... 8-155
86910..... 8-155
86911..... 8-155
86912..... 8-155
86913..... 8-155
86914..... 8-155
86915..... 8-155
86916..... 8-155
86917..... 8-155
86918..... 8-155
86919..... 8-20, 8-81, 8-155
86920..... 8-20, 8-47, 8-61, 8-81, 8-100, 8-102, 8-155, 8-165, 8-166, 8-167, 8-168, 8-169, 8-175, 8-176, 8-178
86922..... 8-155
86924..... 8-155
86925..... 8-155
86926..... 8-155
86928..... 8-153
86929..... 8-155
86931..... 8-153
86932..... 8-153
86933..... 8-153
86934..... 8-153
86940..... 8-155
86941..... 8-155
86942..... 8-153
86944..... 8-155
86946..... 8-153
86947..... 8-155
86948..... 8-155
86949..... 8-153
86950..... 8-153
86951..... 8-191
86952..... 8-191
86953..... 8-191
86954..... 8-191
86955..... 8-191
86956..... 8-191
86957..... 8-191
870..... 10-21
87000..... 10-41
87001..... 10-41
87002..... 10-41
87003..... 10-41
87004..... 10-41
87005..... 10-41
87006..... 10-41
87007..... 10-41
87008..... 10-41
87009..... 10-41
87010..... 10-41
87011..... 10-41
87012..... 10-41
87013..... 10-41
87014..... 10-41
87015..... 10-41
87016..... 10-41
87017..... 10-39
87018..... 10-39
87019..... 10-39
87020..... 10-39
87021..... 10-39
87022..... 10-39
87023..... 10-39
871..... 10-21
87100..... 8-148
87101..... 8-148
87102..... 8-148
87103..... 8-148
87104..... 8-148
87105..... 8-148
87106..... 8-139
87107..... 8-151
87108..... 8-151
87109..... 8-140
87110..... 8-136
87111..... 8-136
87112..... 8-137
87113..... 8-137
87114..... 8-146
87115..... 8-152
87116..... 8-137
87117..... 8-145
87118..... 8-137
87119..... 8-137
87120..... 8-137
87121..... 8-137
87122..... 8-137
87123..... 8-137
87124..... 8-137
87125..... 8-137
87126..... 8-137
87127..... 8-137
87128..... 8-137
87129..... 8-137
87130..... 8-137
87131..... 8-137
87132..... 8-137
87133..... 8-137
87134..... 8-137
87135..... 8-137
87136..... 8-137
87137..... 8-137
87138..... 8-137
87139..... 8-137
87140..... 8-137
87141..... 8-137
87142..... 8-137
87143..... 8-137
87144..... 8-137
87145..... 8-137
87146..... 8-137
87147..... 8-137
87148..... 8-137
87149..... 8-137
87150..... 8-137
87151..... 8-137
87152..... 8-137
87154..... 8-137
87155..... 8-137
87156..... 8-140
87157..... 8-142
87158..... 8-144
87159..... 8-144
87160..... 8-146
87161..... 8-137
87162..... 8-137
87163..... 8-139
87164..... 8-142
87167..... 8-137
87168..... 8-138
87169..... 8-137
87170..... 8-138
87171..... 8-137
87172..... 8-136
87173..... 8-142
87174..... 8-136
87175..... 8-149
87178..... 8-137
87179..... 8-138
87180..... 8-138
87181..... 8-138
87182..... 8-138
87183..... 8-137
87184..... 8-138
87185..... 8-138
87186..... 8-138
87187..... 8-138
872..... 10-21
87206..... 10-19
87207..... 10-19
87209..... 10-32
87210..... 10-32
87211..... 10-32
87212..... 10-32
87213..... 10-32
87214..... 10-32
87215..... 10-32
87216..... 10-32
87217..... 10-32
87218..... 10-32
87219..... 10-32
87220..... 10-32
87221..... 10-32
87222..... 10-32
87223..... 10-32
87224..... 10-33
87225..... 10-33
87226..... 10-33
87227..... 10-33
87228..... 10-32
87229..... 10-32
87230..... 10-30
87231..... 10-30
87232..... 10-29
87233..... 10-29
87234..... 10-29
87235..... 10-29
87236..... 10-29
87237..... 10-28
87240..... 10-30
87241..... 10-30
87242..... 10-30
87243..... 10-30
87244..... 10-30
87245..... 10-30
87249..... 10-29
87250..... 10-29
87251..... 10-29
87252..... 10-29
87253..... 10-19, 10-30
873..... 10-21
87300..... 8-249
87301..... 8-249
87302..... 8-249
87303..... 8-250
87304..... 8-250
87305..... 8-250
87306..... 8-250
87307..... 8-250
87308..... 8-250
87309..... 8-250
87310..... 8-250
87311..... 8-249
87313..... 8-250
87314..... 8-250
87315..... 8-250
87316..... 8-250
87317..... 8-250
87318..... 8-250
87319..... 8-250
87332..... 8-249
87333..... 8-249
87334..... 8-249
874..... 10-21
87405..... 10-12
87407..... 10-12
87408..... 10-12
87409..... 10-12
87410..... 10-12
87411..... 10-12
87414..... 10-11
87415..... 10-11
87416..... 10-11
87417..... 10-11
87418..... 10-11
87419..... 10-11
87420..... 10-11
87421..... 10-13
87422..... 10-13
87423..... 10-13
87424..... 10-13
87425..... 10-13
87426..... 10-13
87427..... 10-13
87428..... 10-11
87436..... 10-10
87437..... 10-10
87438..... 10-10
87439..... 10-10
87440..... 10-10
87448..... 10-9
875..... 10-21
87500..... 8-246
87501..... 8-246
87502..... 8-246
87503..... 8-246
87504..... 8-246
87505..... 8-246
87506..... 8-247
87509..... 8-247
87512..... 8-247
87513..... 8-247
87514..... 8-248
87516..... 8-248
87518..... 8-248
87519..... 8-248
87520..... 8-248
87521..... 8-248
87522..... 8-246
87523..... 8-246
87524..... 8-246
87525..... 8-246
87526..... 8-246
87527..... 8-246
87528..... 8-247
87529..... 8-247
876..... 10-21
877..... 10-21
878..... 10-21
87832..... 8-143
87833..... 8-143
87834..... 8-143
87835..... 8-143
87836..... 8-143
87837..... 8-143
87838..... 8-143
87839..... 8-143
87840..... 8-136
87841..... 8-143
87842..... 8-143
87843..... 8-143
87844..... 8-144
87845..... 8-144
87846..... 8-136
87847..... 8-144
87848..... 8-144
87849..... 8-144
87850..... 8-144
87852..... 8-144
87853..... 8-144
87854..... 8-144
87855..... 8-144
87856..... 8-144
87857..... 8-144
87858..... 8-144

87859..... 8-145
87860..... 8-145
87861..... 8-145
87862..... 8-137
87863..... 8-139
87864..... 8-139
87865..... 8-139
87866..... 8-140
87867..... 8-140
87868..... 8-144
87869..... 8-144
87870..... 8-146
87871..... 8-146
87872..... 8-147
87873..... 8-152
87874..... 8-139
87876..... 8-145
87877..... 8-144
87878..... 8-138
87879..... 8-139
87880..... 8-146
87881..... 8-147
87882..... 8-141
87883..... 8-139
87886..... 8-145
87887..... 8-145
87888..... 8-145
87890..... 8-145
87891..... 8-145
87892..... 8-145
87893..... 8-145
87894..... 8-136
87895..... 8-145
87896..... 8-145
87897..... 8-145
87898..... 8-145
87899..... 8-140
879..... 10-21
87900..... 8-139
87901..... 8-140
87902..... 8-140
87904..... 8-144
87906..... 8-145
87907..... 8-146
87908..... 8-136
87909..... 8-146, 8-156, 8-157
87910..... 8-146
87911..... 8-146
87912..... 8-146
87913..... 8-145
87915..... 8-145
87916..... 8-145
87917..... 8-139
87918..... 8-141
87919..... 8-143
87920..... 8-143
87921..... 8-145
87922..... 8-145
87923..... 8-146
87924..... 8-146
87925..... 8-142
87927..... 8-138
87928..... 8-152
87929..... 8-138
87930..... 8-149
87931..... 8-152
87932..... 8-152
87933..... 8-152
87934..... 8-152
87935..... 8-152
87936..... 8-152
87937..... 8-152
87938..... 8-152
87939..... 8-152
87940..... 8-141
87941..... 8-146
87942..... 8-137
87943..... 8-149
87944..... 8-149
87945..... 8-149
87946..... 8-149
87947..... 8-149
87948..... 8-149
87950..... 8-149
87951..... 8-142
87952..... 8-146
87954..... 8-145
87955..... 8-146
87957..... 8-146
87959..... 8-150
87960..... 8-146
87961..... 8-146
87962..... 8-136
87963..... 8-136
87964..... 8-137
87965..... 8-147
87966..... 8-147
87967..... 8-136
87968..... 8-145
87969..... 8-145
87970..... 8-144
87971..... 8-144
87972..... 8-149
87973..... 8-145
87974..... 8-149
87975..... 8-140
87976..... 8-141
87977..... 8-140
87978..... 8-152
87979..... 8-146
87980..... 8-146
87981..... 8-146
87982..... 8-146
87983..... 8-142
87984..... 8-143
87985..... 8-143
87986..... 8-143
87987..... 8-143
87988..... 8-143
87989..... 8-144
87991..... 8-144
87992..... 8-144
87993..... 8-144
87994..... 8-144
87995..... 8-144
87996..... 8-144
87997..... 8-145
87998..... 8-145
87999..... 8-145
880..... 10-21
88004..... 8-240
88010..... 8-240
88014..... 8-240
88015..... 8-240
88016..... 8-240
88017..... 8-240
88021..... 8-241
88022..... 8-241
88023..... 8-241
88024..... 8-241
88025..... 8-241
88026..... 8-242
88027..... 8-242
88028..... 8-242
88029..... 8-242
88030..... 8-242
88031..... 8-242
88032..... 8-242
88033..... 8-242
88034..... 8-242
88035..... 8-242, 8-244
88036..... 8-242, 8-244
88037..... 8-242, 8-244
88038..... 8-242, 8-244
88039..... 8-242, 8-244
88040..... 8-242, 8-244
88041..... 8-242, 8-244
88042..... 8-242, 8-244
88043..... 8-242, 8-244
88044..... 8-242, 8-244
88045..... 8-243
88046..... 8-243
88047..... 8-243
88048..... 8-243
88049..... 8-243
88050..... 8-243
88051..... 8-244
88052..... 8-244
88053..... 8-244
88054..... 8-244
88055..... 8-244
88056..... 8-244
88057..... 8-244
88058..... 8-244
88059..... 8-244
88060..... 8-244
88061..... 8-245
88062..... 8-245
88063..... 8-245
88064..... 8-245
88065..... 8-245
88066..... 8-245
88067..... 8-245
88068..... 8-245
88069..... 8-245
88070..... 8-245
88071..... 8-245
88072..... 8-245
88073..... 8-245
88074..... 8-245
88075..... 8-245
88076..... 8-245
88077..... 8-245
88078..... 8-245
88079..... 8-245
88080..... 8-245
88081..... 8-245
88082..... 8-245
88083..... 8-245
88084..... 8-245
88085..... 8-245
88086..... 8-245
88087..... 8-245
88089..... 8-245
88090..... 8-245
88091..... 8-245
88092..... 8-245
88093..... 8-245
88094..... 8-245
88095..... 8-245
88096..... 8-245
88097..... 8-245
88098..... 8-245
88099..... 8-245
881..... 10-21
88109..... 8-245
88110..... 8-245
88111..... 8-245
88112..... 8-245
88113..... 8-245
88114..... 8-245
88115..... 8-245
88116..... 8-245
88117..... 8-245
88118..... 8-245
88119..... 8-245
88120..... 8-242, 8-244
88121..... 8-242, 8-244
88143..... 8-239
88144..... 8-239
88145..... 8-239
88146..... 8-239
88156..... 10-18
88157..... 10-18
88158..... 10-18
88159..... 10-18
88160..... 10-18
88161..... 10-18
88162..... 10-18
88163..... 10-18
88189..... 10-95
88190..... 10-98
88191..... 10-98
88192..... 10-98
88193..... 10-98
88195..... 10-99
88196..... 10-99
88197..... 10-93
88198..... 10-93
88199..... 10-95
882..... 10-21
88200..... 10-89
88201..... 10-89
88202..... 10-89
88203..... 10-89
88204..... 10-89
88205..... 10-89
88206..... 10-89
88207..... 10-89
88208..... 10-89
88209..... 10-87
88210..... 10-87
88211..... 10-87
88212..... 10-87
88213..... 10-87
88214..... 10-87
88215..... 10-87
88216..... 10-87
88217..... 10-87
88218..... 10-89
88219..... 10-89
88220..... 10-89
88221..... 10-89
88222..... 10-89
88223..... 10-89
88224..... 10-89
88225..... 10-89
88226..... 10-89
88227..... 10-89
88228..... 10-89
88229..... 10-89
88230..... 10-89
88231..... 10-89
88232..... 10-89
88233..... 10-89
88234..... 10-89
88235..... 10-89
88236..... 10-89
88237..... 10-89
88238..... 10-87
88239..... 10-87
88240..... 10-87
88241..... 10-87
88242..... 10-87
88243..... 10-87
88244..... 10-87
88245..... 10-87
88246..... 10-87
88247..... 10-87
88248..... 10-89

88249..... 10-89
88250..... 10-96, 10-98
88251..... 10-96
88252..... 10-96
88253..... 10-96
88254..... 10-96
88255..... 10-96
88256..... 10-96
88257..... 10-96
88258..... 10-96, 10-98
88292..... 10-90
883..... 10-21
88300..... 10-25
88308..... 10-25
88309..... 10-25
88334..... 10-106
88335..... 10-106
88336..... 10-103
88338..... 10-103
88339..... 10-103
88341..... 10-103
88342..... 10-103
88343..... 10-103
88344..... 10-103
88345..... 10-104
88346..... 10-104
88347..... 10-104
88348..... 10-104
88349..... 10-104
88350..... 10-104
88351..... 10-104
88352..... 10-104
88353..... 10-104
88354..... 10-104
88355..... 10-104
88356..... 10-104
88357..... 10-104
88358..... 10-104
88359..... 10-104
88360..... 10-104
88361..... 10-104
88362..... 10-104
88363..... 10-104
88364..... 10-104
88365..... 10-104
88366..... 10-104
88367..... 10-104
88368..... 10-104
88369..... 10-104
88370..... 10-104
88371..... 10-104
88372..... 10-104
88374..... 10-104
88375..... 10-104
88376..... 10-104
88377..... 10-104
88378..... 10-104
88379..... 10-105
88380..... 10-105
88381..... 10-105
88382..... 10-105
88383..... 10-105
88384..... 10-105
88385..... 10-105
88386..... 10-105
88387..... 10-105
88388..... 10-105
88389..... 10-105
88390..... 10-105
88391..... 10-105
88392..... 10-105
88393..... 10-105
88394..... 10-105
88395..... 10-105
88396..... 10-105
88397..... 10-105
88398..... 10-105
88399..... 10-105
884..... 10-21
88400..... 10-105
88401..... 10-105
88402..... 10-105
88403..... 10-105
88404..... 10-105
88405..... 10-105
88406..... 10-106
88407..... 10-106
88408..... 10-106
88409..... 10-106
88410..... 10-106
88411..... 10-106
88412..... 10-106
88413..... 10-106
88414..... 10-106
88415..... 10-106
88416..... 10-106
88417..... 10-106
88418..... 10-106
88419..... 10-106
88420..... 10-106
88421..... 10-106
88422..... 10-106
88423..... 10-106
88424..... 10-106
88425..... 10-106
88430..... 10-103
88431..... 10-106
88432..... 10-106
88433..... 10-106
88434..... 10-106
88435..... 10-106
88436..... 10-106
88437..... 10-104
88439..... 10-104
88440..... 10-105
88441..... 10-105
88442..... 10-104
88443..... 10-106
88444..... 10-105
88445..... 10-106
88446..... 10-106
88447..... 10-103
88448..... 10-105
88449..... 10-105
88450..... 10-106
88451..... 10-106
88452..... 10-105
88453..... 10-103
88454..... 10-106
88455..... 10-106
88456..... 10-104
88457..... 10-106
88458..... 10-105
88459..... 10-106
88460..... 10-106
88461..... 10-106
88462..... 10-106
88463..... 10-106
885..... 10-21
88502..... 8-273
88503..... 8-273
88504..... 8-273
88505..... 8-273
88506..... 8-273
88507..... 8-273
88508..... 8-273
88509..... 8-273
88510..... 8-273
88511..... 8-273
88512..... 8-273
88513..... 8-273
88514..... 8-273
88515..... 8-273
88516..... 8-273
88517..... 8-273
88519..... 8-273
88520..... 8-273
88521..... 8-273
88522..... 8-274
88523..... 8-274
88524..... 8-274
88525..... 8-274
88526..... 8-274
88527..... 8-274
88528..... 8-274
88529..... 8-275
88530..... 8-275
88531..... 8-275
88532..... 8-275
88533..... 8-275
88534..... 8-275
88535..... 8-273
88536..... 8-273
88537..... 8-273
88538..... 8-273
88539..... 8-273
88540..... 8-273
88541..... 8-273
88542..... 8-273
88543..... 8-274
88544..... 8-274
88545..... 8-274
886..... 10-21
88696..... 10-5
88697..... 10-5
88698..... 10-5
88699..... 10-5
887..... 10-21
888..... 10-21
88860..... 4-64
88861..... 4-65
88862..... 4-64
88863..... 4-64
88889..... 8-220
88890..... 8-221
88891..... 8-221, 8-225
88892..... 8-220, 8-223
88893..... 8-221, 8-224
88894..... 8-221, 8-225
88895..... 8-220, 8-223
88896..... 8-220, 8-223
88897..... 8-221, 8-224
88898..... 8-225, 8-226
88899..... 8-219, 8-221, 8-225
889..... 10-21
88900..... 8-219, 8-222
88901..... 8-219, 8-220, 8-221, 8-225
88902..... 8-221, 8-224
88903..... 8-225, 8-226
88904..... 8-220, 8-223
88905..... 8-219, 8-221, 8-225
88906..... 8-219, 8-222
88907..... 8-221, 8-224
88908..... 8-219, 8-222
88909..... 8-219, 8-221, 8-225
88910..... 8-221, 8-224
88911..... 8-225, 8-226
88912..... 8-223, 8-224, 8-226
88913..... 8-222, 8-223, 8-224, 8-226
88914..... 8-222, 8-223, 8-224, 8-226
88915..... 8-222, 8-223, 8-224, 8-226
88916..... 8-222, 8-224, 8-226
88917..... 8-228
88918..... 8-228
88919..... 8-228
88920..... 8-228
88921..... 8-228
88922..... 8-228
88923..... 8-228
88924..... 8-228
88925..... 8-229
88926..... 8-229
88927..... 8-229
88984..... 8-215
88985..... 8-215
88986..... 8-215
88987..... 8-215
88988..... 8-215
88989..... 8-215
88990..... 8-213, 8-215
88991..... 8-213, 8-215
88992..... 8-227
89012..... 8-232
89013..... 8-232
89020..... 8-208
89022..... 8-208
89029..... 8-209
89030..... 8-209
89031..... 8-209
89032..... 8-209
89033..... 8-209
89034..... 8-209
89035..... 8-209
89036..... 8-209
89076..... 8-213
89083..... 8-217, 8-218
89084..... 8-217, 8-218
89085..... 8-217, 8-218
89086..... 8-217
89093..... 8-229
89097..... 8-220
89098..... 8-225
89101..... 8-220
89102..... 8-225, 8-226
89103..... 8-219, 8-222
89108..... 8-220
89110..... 8-220
89116..... 8-220
89129..... 8-217
89130..... 8-217
89131..... 8-217
89132..... 8-217
89133..... 8-225, 8-226
89135..... 8-209
89136..... 8-209
89137..... 8-208
89138..... 8-208
89145..... 8-218
89146..... 8-218
89147..... 8-218
89153..... 8-232
89155..... 8-232
89156..... 8-232
89157..... 8-232
89158..... 8-232
89159..... 8-232
89160..... 8-232
89161..... 8-232
89162..... 8-232
89163..... 8-232
89175..... 8-232
89176..... 8-232
89184..... 4-57, 8-204
89185..... 4-57, 8-204
89186..... 8-227
89187..... 8-227

89198..... 8-232
89199..... 8-232
89200..... 8-193
89201..... 8-193
89202..... 8-193
89203..... 8-193
89204..... 8-193
89205..... 8-193
89206..... 8-193
89207..... 8-194
89208..... 8-194
89209..... 8-194
89210..... 8-194
89211..... 8-194
89212..... 8-194
89213..... 8-194
89214..... 8-194
89215..... 8-232
89216..... 8-232
89217..... 8-232
89218..... 8-232
89219..... 8-232
89220..... 8-232
89221..... 8-232
89222..... 8-232
89223..... 8-232
89224..... 8-232
89225..... 8-232
89226..... 8-232
89227..... 8-232
89228..... 8-232
89229..... 8-232
89230..... 8-232
89231..... 8-232
89232..... 8-232
89233..... 8-232
89234..... 8-232
89235..... 8-232
89236..... 8-232
89237..... 8-232
89238..... 8-232
89239..... 8-232
89240..... 8-232
89241..... 8-232
89242..... 8-208
89243..... 8-208
89244..... 8-208
89245..... 8-208
89246..... 8-208
89247..... 8-208
89248..... 8-208
89249..... 8-208
89250..... 8-208
89251..... 8-208
89252..... 8-209
89253..... 8-209
89254..... 8-209
89255..... 8-209
89256..... 8-232
89257..... 8-232
89258..... 8-232
89259..... 8-232
89260..... 8-232
89261..... 8-232
89262..... 8-232
89263..... 8-232
89264..... 8-233
89265..... 8-233
89266..... 8-233
89267..... 8-233
89268..... 8-233
89269..... 8-233
89270..... 8-233
89271..... 8-233
89272..... 8-233
89273..... 8-233
89274..... 8-233
89275..... 8-233
89276..... 8-233
89277..... 8-233
89278..... 8-233
89279..... 8-233
89280..... 8-233
89281..... 8-233
89282..... 8-233
89283..... 8-233
89284..... 8-233
89285..... 8-221, 8-224
89286..... 8-218
89288..... 8-211
89289..... 8-211
89290..... 8-211
89291..... 8-211
89292..... 8-211
89293..... 8-211
89294..... 8-211
89295..... 8-211
89296..... 8-211
89297..... 8-211
89298..... 8-210
89299..... 8-210
89300..... 8-210
89301..... 8-210
89302..... 8-210
89303..... 8-210
89304..... 8-230, 8-231
89305..... 8-213
89306..... 8-213
89307..... 8-213
89309..... 10-26
89310..... 10-26
89311..... 10-26
89312..... 10-26
89313..... 10-26
89314..... 10-26
89315..... 10-26
89316..... 10-26
89317..... 10-26
89318..... 10-26
89319..... 10-26
89320..... 10-26
89321..... 10-26
89322..... 10-26
89323..... 10-26
89324..... 10-26
89325..... 10-26
89326..... 10-26
89327..... 10-26
89328..... 10-26
89329..... 10-26
89330..... 10-26
89331..... 10-26
89332..... 10-26
89333..... 10-26
89334..... 10-26
89335..... 10-26
89336..... 10-26
89337..... 10-26
89338..... 10-26
89339..... 10-26
89340..... 10-26
89341..... 10-26
89342..... 8-210
89343..... 8-210
89344..... 8-213
89345..... 8-213
89346..... 8-216
89347..... 8-216
89348..... 8-216
89349..... 8-216
89350..... 10-27
89351..... 10-27
89352..... 8-216
89353..... 8-230
89354..... 8-213
89355..... 8-213
89356..... 8-216
89357..... 8-216
89358..... 8-216
89359..... 8-216
89380..... 10-24
89381..... 10-24
89382..... 10-24
89383..... 10-24
89384..... 10-24
89385..... 10-24
89386..... 10-24
89387..... 10-24
89388..... 10-24
89389..... 10-24
89390..... 10-24
89391..... 10-24
89392..... 10-24
89393..... 10-24
89394..... 10-24
89395..... 10-24
89396..... 10-24
89397..... 10-24
89398..... 10-24
89399..... 10-24
89400..... 10-24
89401..... 10-24
89402..... 10-24
89403..... 10-24
89404..... 10-24
89405..... 10-24
89406..... 10-24
89407..... 10-24
89408..... 10-24
89409..... 10-24
89410..... 10-24
89411..... 10-24
89412..... 10-24
89413..... 10-24
89414..... 10-24
89416..... 8-233
89417..... 8-233
89418..... 8-233
89419..... 8-233
89420..... 8-233
89421..... 8-233
89422..... 8-233
89423..... 8-233
89424..... 8-233
89425..... 8-233
89426..... 8-233
89427..... 8-233
89428..... 8-233
89429..... 8-233
89430..... 8-233
89431..... 8-233
89432..... 8-233
89433..... 8-233
89434..... 8-233
89435..... 8-233
89436..... 8-233
89437..... 8-233
89438..... 8-233
89439..... 8-233
89440..... 8-233
89441..... 8-233
89442..... 8-233
89443..... 8-233
89444..... 8-233
89445..... 8-233
89446..... 8-233
89447..... 8-233
89448..... 8-233
89449..... 8-233
89450..... 8-233
89452..... 8-233
89453..... 8-233
89454..... 8-233
89455..... 8-233
89456..... 8-233
89457..... 8-233
89458..... 8-233
89459..... 8-233
89460..... 8-233
89461..... 8-233
89462..... 8-233
89463..... 8-233
89464..... 8-234
89465..... 8-234
89466..... 8-234
89467..... 8-234
89468..... 8-234
89469..... 8-234
89470..... 8-234
89471..... 8-234
89472..... 8-234
89473..... 8-234
89474..... 8-234
89475..... 8-234
89476..... 8-234
89477..... 8-234
89478..... 8-234
89479..... 8-234
89480..... 8-234
89481..... 8-234
89482..... 8-234
89483..... 8-234
89484..... 8-234
89485..... 8-234
89486..... 8-234
89487..... 8-234
89488..... 8-234
89489..... 8-234
89560..... 10-71
89561..... 10-71
89562..... 10-71
89563..... 10-71
89564..... 10-71
89565..... 10-71
89566..... 10-71
89567..... 10-71
89568..... 10-71
89569..... 10-71
89570..... 10-71
89571..... 10-71
89572..... 10-71
89573..... 10-71
89610..... 10-42
89611..... 10-42
89612..... 10-42
89613..... 10-42
89614..... 10-42
89615..... 10-42
89616..... 10-42
89617..... 10-42
89618..... 10-42
89619..... 10-43
89620..... 10-43
89621..... 10-43
89622..... 10-43
89623..... 10-42
89624..... 10-43
89625..... 10-42
89626..... 10-42
89627..... 10-42

89628..... 10-42
89629..... 10-42
89630..... 10-42
89631..... 10-42
89632..... 10-43
89633..... 10-43
89634..... 10-43
89635..... 10-43
89636..... 10-43
89637..... 10-43
89638..... 10-43
89639..... 10-43
89640..... 10-42
89641..... 10-42
89642..... 10-42
89643..... 10-42
89644..... 10-42
89645..... 10-43
89646..... 10-43
89647..... 10-43
89648..... 10-43
89649..... 10-43
89650..... 10-44
89651..... 10-44
89652..... 10-44
89653..... 10-44
89654..... 10-44
89655..... 10-44
89656..... 10-44
89657..... 10-44
89658..... 10-44
89659..... 10-44
89660..... 10-44
89661..... 10-44
89662..... 10-44
89663..... 10-44
89664..... 10-44
89665..... 10-44
89666..... 10-44
89667..... 10-44
89668..... 10-44
89669..... 10-45
89670..... 10-45
89671..... 10-45
89672..... 10-45
89673..... 10-45
89674..... 10-45
89675..... 10-45
89676..... 10-45
89677..... 10-45
89678..... 10-45
89679..... 10-45
89680..... 10-45
89681..... 10-45
89682..... 10-45
89683..... 10-45
89684..... 10-45
89685..... 10-45
89686..... 10-45
89687..... 10-45
89688..... 10-45
89776..... 10-8
89777..... 10-8
89778..... 10-8
89779..... 10-8
89783..... 10-8
89784..... 10-8
89848..... 4-65
89849..... 4-65
89851..... 4-66
89852..... 4-66
89853..... 4-66
89854..... 4-67
90002..... 6-3
90006..... 6-1
90007..... 6-1
90008..... 6-1
90009..... 6-1
90010..... 6-1
90011..... 6-1
90014..... 6-1
90015..... 6-1
90023..... 6-1
90024..... 6-1
90025..... 6-1
90038..... 6-1
90039..... 6-1
90040..... 6-1
90044..... 6-1
90045..... 6-1
90046..... 6-1
90047..... 6-1
90048..... 6-1
90052..... 6-1
90056..... 6-1
90059..... 6-1
90060..... 6-1
90061..... 6-1
90062..... 6-1
90064..... 6-1
90065..... 6-1
90070..... 6-1
90071..... 6-2
90075..... 6-1
90077..... 6-1
90078..... 6-1
90079..... 6-2
90081..... 6-1
90083..... 6-1
90084..... 6-1
90085..... 6-1
90088..... 6-1
90089..... 6-1
90099..... 6-3
90100..... 6-3
90101..... 6-3
90103..... 6-3
90105..... 6-3
90114..... 5-2
90117..... 6-3
90121..... 6-3
90122..... 6-3
90123..... 6-3
90134..... 6-5
90135..... 6-5
90136..... 6-5
90137..... 4-94, 6-5
90138..... 4-94, 6-5
90139..... 6-3
90142..... 5-3
90143..... 5-5
90144..... 6-3
90145..... 5-3
90146..... 5-13
90147..... 5-5
90148..... 5-1
90149..... 5-3
90150..... 6-3
90151..... 6-3
90152..... 6-3
90153..... 5-3
90154..... 5-1
90166..... 5-1
90167..... 5-10
90168..... 5-5
90169..... 5-3
90170..... 5-1
90171..... 5-16
90172..... 5-5
90173..... 12-71
90174..... 12-72
90176..... 5-13
90177..... 5-13
90178..... 5-1
90179..... 5-16
90180..... 5-1
90184..... 6-3
90185..... 6-3
90186..... 5-9
90187..... 5-13
90188..... 5-13
90190..... 6-6
90191..... 5-8
90192..... 5-9
90193..... 5-8
90194..... 5-13
90195..... 5-6
90196..... 5-9
90197..... 12-71
90198..... 6-3
90199..... 12-71
90202..... 5-3
90203..... 5-15
90204..... 12-71
90241..... 6-2
90242..... 6-2
90243..... 6-2
90244..... 5-2
90245..... 5-2
90246..... 5-10
90247..... 5-10
90248..... 5-1
90249..... 6-6
90318..... 4-101
90446..... 6-112
90450..... 6-112
90456..... 6-76
90457..... 6-76
90458..... 6-76
90459..... 6-76
90460..... 6-76
90461..... 6-76
90462..... 6-76
90463..... 6-76
90464..... 6-76
90465..... 6-76
90467..... 6-76
90469..... 6-76
90470..... 6-76
90471..... 6-76
90472..... 6-76
90473..... 6-76
90474..... 6-76
90475..... 6-76
90476..... 6-76
90500..... 8-194
90501..... 8-194
90502..... 8-194
90503..... 8-194
90504..... 8-194
90505..... 8-194
90506..... 8-194
90507..... 8-194
90508..... 8-194
90509..... 8-194
90510..... 8-194
90511..... 8-195
90512..... 8-195
90513..... 8-195
90514..... 8-195
90515..... 8-195
90516..... 8-195
90517..... 8-195
90518..... 8-195
90519..... 8-195
90520..... 8-195
90521..... 8-195
90522..... 8-195
90523..... 8-195
90524..... 8-195
90525..... 8-195
90526..... 8-195
90527..... 8-195
90528..... 8-195
90529..... 8-195
90530..... 8-195
90531..... 8-195
90532..... 8-195
90534..... 8-195
90535..... 8-195
90536..... 8-195
90537..... 8-195
90538..... 8-195
90539..... 8-195
90540..... 8-195
90541..... 8-195
90542..... 8-195
90543..... 8-195
90544..... 8-195
90545..... 8-195
90546..... 8-195
90547..... 8-195
90747..... 6-4
90748..... 5-15
90749..... 5-15
90750..... 5-15
90751..... 5-16
90752..... 5-15, 5-16
90753..... 5-9
91390..... 5-12
91391..... 5-12
91392..... 5-12
91393..... 5-12
91394..... 5-11
91395..... 5-11
91396..... 5-11
91397..... 5-12
91398..... 5-12
91399..... 9-18
91400..... 5-17
91401..... 4-100
91402..... 5-7
91403..... 5-1
91404..... 4-101
91405..... 5-18
91406..... 5-11
91576..... 6-164
91577..... 6-164
91579..... 6-164
91580..... 6-164
91584..... 6-164
91585..... 6-164
91588..... 6-164
91589..... 6-165
91590..... 6-165
91594..... 6-2
91595..... 6-165
91596..... 6-165
91597..... 6-165
91598..... 6-165
91599..... 6-164
91625..... 6-164
91626..... 6-164
91628..... 6-164
91679..... 6-76
91680..... 6-76
91682..... 6-76
91685..... 6-76
91686..... 6-76
91687..... 6-76

91688..... 6-76
91690..... 6-76
91691..... 6-76
91692..... 6-76
91693..... 6-76, 8-136
91694..... 6-76, 8-136
91695..... 6-76, 8-136
91696..... 6-76
91697..... 6-76
91708..... 6-74
91711..... 6-72
91712..... 6-72
91713..... 6-70
91714..... 6-72
91718..... 6-74
91719..... 6-74
91728..... 6-74
91733..... 6-74
91740..... 6-72
91758..... 6-71
91759..... 6-71
91766..... 6-71
91768..... 6-74
91770..... 6-72
91771..... 6-70
91773..... 6-73
91774..... 6-74
91784..... 6-74
91790..... 6-74
91793..... 6-74
91796..... 6-74
91798..... 6-74
91799..... 6-74
91803..... 6-74
91808..... 6-72
91809..... 6-73
91811..... 6-73
91812..... 6-73
91813..... 6-73
91818..... 6-73
91824..... 6-72
91826..... 6-71
91828..... 6-71
91830..... 6-71
91831..... 6-71
91832..... 6-71
91833..... 6-71
91835..... 6-71
91843..... 6-70
91845..... 6-74
91855..... 6-72
91856..... 6-70
91857..... 6-73
91868..... 6-73
91869..... 6-73
91875..... 6-70
91890..... 6-73
91891..... 6-70
91898..... 6-73
91904..... 6-73
91906..... 6-73
91907..... 6-73
91908..... 6-71
91909..... 6-71
91915..... 6-70
91917..... 6-72
91933..... 6-74
91934..... 6-74
91939..... 6-70
91940..... 6-70
91941..... 6-72
91942..... 6-72
91943..... 6-72
91962..... 6-75
91963..... 6-75
92002..... 6-73
92003..... 6-73
92006..... 6-73
92008..... 6-73
92013..... 6-71
92014..... 6-72
92015..... 6-72
92017..... 6-74
92018..... 6-74
92024..... 6-70
92033..... 6-70
92035..... 6-70
92036..... 6-70
92037..... 6-70
92039..... 6-73
92049..... 6-74
92051..... 6-74
92053..... 6-74
92054..... 6-72
92074..... 6-71
92075..... 6-72
92076..... 6-72
92077..... 6-70
92078..... 6-70
92079..... 6-70
92080..... 6-70
92084..... 6-72
92096..... 6-74
92100..... 6-72
92101..... 6-73
92105..... 6-75
92106..... 6-75
92126..... 6-70
92150..... 6-69
92151..... 6-69
92152..... 6-69
92153..... 6-69
92154..... 6-69
92155..... 6-69
92157..... 6-69
92159..... 6-69
92160..... 6-69
92162..... 6-69
92165..... 6-69
92166..... 6-69
92431..... 6-80
92436..... 6-80
92438..... 6-80
92439..... 6-80
92442..... 6-80
92443..... 6-80
92447..... 6-79
92448..... 6-79
92450..... 6-81
92452..... 6-81
92453..... 6-81
92454..... 6-81
92456..... 6-80
92460..... 6-80
92461..... 6-80
92462..... 6-81
92494..... 6-81
92500..... 6-81
92501..... 6-81
92502..... 6-80
92503..... 6-81
92506..... 6-81
92508..... 6-81
92510..... 6-86
92511..... 6-81
92521..... 6-85
92533..... 6-85
92552..... 6-86
92562..... 6-81
92563..... 6-81
92565..... 6-81
92566..... 6-86
92568..... 6-81
92569..... 6-81
92570..... 6-81
92571..... 6-81
92578..... 6-81
92584..... 6-80
92599..... 6-86
92600..... 6-79
92601..... 6-79
92602..... 6-79
92603..... 6-79
92605..... 6-79
92606..... 6-79
92607..... 6-79
92608..... 6-79
92609..... 6-79
92610..... 6-79
92611..... 6-79
92612..... 6-79
92619..... 6-86
92620..... 6-82
92621..... 6-82
92622..... 6-82
92623..... 6-82
92624..... 6-82
92625..... 6-82
92626..... 6-82
92627..... 6-82
92628..... 6-82
92629..... 6-82
92630..... 6-82
92631..... 6-82
92635..... 6-86
92636..... 6-86
92645..... 6-89
92646..... 6-89
92647..... 6-89
92648..... 6-89
92649..... 6-89
92650..... 6-98
92651..... 6-98
92659..... 6-80
92660..... 6-80
92680..... 6-88
92682..... 6-88
92683..... 6-88
92694..... 6-88
92697..... 6-88
92707..... 6-88
92710..... 6-77
92711..... 6-87
92717..... 6-87
92718..... 6-87
92732..... 6-85
92733..... 6-85
92734..... 6-85
92735..... 6-85
92736..... 6-85
92737..... 6-85
92738..... 6-85
92739..... 6-85
92740..... 6-85
92741..... 6-85
92742..... 6-85
92743..... 6-84
92744..... 6-84
92745..... 6-84
92746..... 6-84
92747..... 6-84
92748..... 6-84
92752..... 6-83
92753..... 6-83
92754..... 6-84
92758..... 6-87
92759..... 6-87
92762..... 6-87
92765..... 6-87
92771..... 6-87
92960..... 6-95
92961..... 6-96
92962..... 6-96
92975..... 6-96
92976..... 6-95
93016..... 5-15
93018..... 5-15
93020..... 5-14
93021..... 5-14
93022..... 5-16
93023..... 5-9
93024..... 12-57
93025..... 5-14
93040..... 6-95
93041..... 6-95
93042..... 6-95
93043..... 6-95
93044..... 6-95
93045..... 6-95
93056..... 6-95
93057..... 6-95
93058..... 6-95
93060..... 6-95
93073..... 6-96
93075..... 6-96
93076..... 6-96
93077..... 6-96
93078..... 6-96
93079..... 6-96
93091..... 6-99
93092..... 6-99
93095..... 6-99
93096..... 6-97
93097..... 6-97
93098..... 6-97
93099..... 6-97
93134..... 6-96
93284..... 6-163
93287..... 6-163
93288..... 6-163
93338..... 6-162
93344..... 6-162
93346..... 6-162
93370..... 6-163
93371..... 6-163
93372..... 6-163
93374..... 6-163
93380..... 6-163
93381..... 6-163
93383..... 6-163
93384..... 6-163
93385..... 6-163
93386..... 2-52
93387..... 2-52
93388..... 2-52
93389..... 2-52
93393..... 2-52
93394..... 2-52
93395..... 2-52
93396..... 2-52
93397..... 2-52
93399..... 2-52
93400..... 2-52
93401..... 2-52
93402..... 2-52
93403..... 2-52
93404..... 2-52
93405..... 2-52
93406..... 2-52
93407..... 2-52

93408..... 2-52
93410..... 2-52
93411..... 2-52
93412..... 2-52
93413..... 2-53
93414..... 2-52
93452..... 6-123
93453..... 6-123
93455..... 6-123
93456..... 6-123
93458..... 6-123
93467..... 6-123
93470..... 6-123
93474..... 6-123
93476..... 6-123
93480..... 6-123
93482..... 6-123
93493..... 6-128
93494..... 6-128
93495..... 6-128
93499..... 6-128
93513..... 6-128
93514..... 6-128
93515..... 6-128
93516..... 6-134
93517..... 6-129
93518..... 6-129
93521..... 6-129
93532..... 6-129
93533..... 6-129
93534..... 6-129
93544..... 6-129
93550..... 6-128
93552..... 6-128
93564..... 6-129
93565..... 6-129
93566..... 6-129
93601..... 4-48
93602..... 4-48
93603..... 4-48
93604..... 4-48
93605..... 4-48
93606..... 4-48
93608..... 4-48
93610..... 4-48
93611..... 4-48
93613..... 4-48
93828..... 7-42
93829..... 7-42
93841..... 12-50
93843..... 12-50
93844..... 12-50
93845..... 12-50
93865..... 12-26
93867..... 2-54
93868..... 2-54
93869..... 2-54
93882..... 2-35, 6-137
93884..... 2-35, 6-137
93885..... 2-35, 6-137
93886..... 2-35, 6-137
94000..... 6-68
94001..... 6-68
94002..... 6-68
94090..... 6-112
94157..... 12-62
94160..... 6-113
94161..... 6-114
94162..... 6-114
94163..... 6-112
94165..... 6-112
94167..... 6-112
94168..... 6-112
94169..... 6-112
94200..... 6-102
94207..... 6-103
94209..... 6-103
94210..... 6-103
94211..... 6-103
94216..... 6-102
94217..... 6-102
94218..... 6-102
94219..... 6-102
94220..... 6-102
94221..... 6-102
94222..... 6-102
94223..... 6-102
94224..... 6-102
94225..... 6-102
94226..... 6-102
94227..... 6-102
94228..... 6-102
94229..... 6-102
94230..... 6-102
94231..... 6-102
94232..... 6-102
94233..... 6-102
94234..... 6-102
94235..... 6-102
94236..... 6-102
94237..... 6-102
94238..... 6-102
94239..... 6-102
94240..... 6-102
94241..... 6-102
94242..... 6-102
94244..... 6-102
94245..... 6-102
94251..... 6-102
94259..... 6-102
94264..... 6-102
94271..... 6-102
94274..... 6-102
94275..... 6-102
94276..... 6-102
94277..... 6-102
94278..... 6-102
94279..... 6-102
94280..... 6-100
94284..... 6-100
94287..... 6-100
94290..... 6-100
94292..... 6-102
94293..... 6-102
94294..... 6-102
94307..... 6-109
94315..... 6-109
94316..... 6-109
94317..... 6-109
94320..... 6-109
94322..... 6-109
94324..... 6-109
94325..... 6-109
94326..... 6-109
94327..... 6-109
94329..... 6-105
94330..... 6-105
94331..... 6-105
94332..... 6-105
94333..... 6-105
94334..... 6-105
94335..... 6-105
94336..... 6-105
94338..... 6-110
94340..... 6-5
94342..... 6-110
94343..... 6-110
94344..... 6-110
94360..... 6-106
94361..... 6-106
94362..... 6-106
94364..... 6-106
94365..... 6-106
94373..... 6-110
94374..... 6-104
94376..... 6-104
94377..... 6-104
94378..... 6-104
94379..... 6-110
94380..... 6-110
94381..... 6-110
94382..... 6-110
94383..... 6-110
94389..... 6-102
94390..... 6-102
94391..... 6-97
94392..... 6-97
94393..... 6-97
94394..... 6-97
94395..... 6-97
94402..... 6-107
94403..... 6-107
94404..... 6-107
94405..... 6-107
94406..... 6-107
94407..... 6-107
94413..... 6-107
94415..... 6-107
94416..... 6-107
94421..... 6-107
94422..... 6-107
94423..... 6-107
94426..... 6-107
94428..... 6-107
94437..... 6-110
94439..... 6-111
94440..... 6-111
94441..... 6-111
94442..... 6-111
94443..... 6-111
94445..... 6-111
94451..... 6-110
94452..... 6-110
94453..... 6-110
94454..... 6-110
94455..... 6-110
94456..... 6-110
94457..... 6-110
94458..... 6-110
94465..... 2-49
94466..... 2-49
94467..... 7-29
94468..... 6-122
94469..... 6-122
94470..... 2-30, 6-134
94471..... 6-65
94472..... 6-65
94473..... 7-136
94474..... 6-65
94475..... 7-136
94476..... 6-61
94483..... 6-61
94484..... 6-61
94485..... 6-61
94486..... 6-61
94488..... 6-61
94490..... 6-61
94492..... 6-61
94493..... 6-61
94494..... 6-61
94495..... 6-61
94496..... 6-61
94497..... 6-61
94498..... 6-61
94499..... 6-62, 8-138
94500..... 6-62, 8-138
94501..... 6-62, 8-138
94502..... 6-62, 8-138
94503..... 6-62, 8-138
94504..... 6-61
94509..... 6-61
94511..... 6-61
94512..... 6-61
94513..... 6-61
94514..... 6-61
94515..... 6-61
94516..... 6-61
94517..... 6-61
94518..... 6-61
94519..... 6-61
94520..... 6-62
94521..... 6-63
94522..... 6-63
94523..... 6-61
94524..... 6-63
94525..... 6-63
94526..... 6-63
94527..... 6-63
94528..... 6-63
94529..... 6-61
94530..... 6-61
94531..... 6-61
94532..... 6-61
94533..... 6-63
94534..... 6-61
94535..... 6-61
94536..... 6-61
94537..... 6-61
94538..... 6-61
94539..... 6-61
94540..... 6-63
94541..... 6-63
94542..... 6-62
94543..... 6-62, 8-137
94544..... 6-62
94545..... 6-62, 8-137
94546..... 6-62, 8-137
94547..... 6-63
94548..... 6-62, 8-137
94549..... 6-63
94550..... 6-62
94552..... 6-62
94553..... 6-62, 8-137
94554..... 6-63
94555..... 6-63
94556..... 6-48, 6-62
94557..... 6-62
94559..... 6-62, 8-137
94560..... 6-62, 8-137
94563..... 6-62
94564..... 6-48, 6-62
94567..... 6-62
94571..... 6-62
94572..... 6-62
94573..... 6-62
94576..... 6-62
94578..... 6-62
94581..... 6-62
94582..... 6-62
94583..... 6-62
94585..... 6-48, 6-62
94586..... 6-62
94587..... 6-48, 6-62
94588..... 6-62
94590..... 6-62
94591..... 6-62
94592..... 6-48, 6-62, 8-137
94594..... 6-48, 6-62
94595..... 6-62
94596..... 6-62

94600..... 6-62
94602..... 6-64
94604..... 6-64
94610..... 6-64
94612..... 6-64
94616..... 6-64
94619..... 6-64
94620..... 6-64
94621..... 6-64
94622..... 6-64
94623..... 6-64
94625..... 6-64
94626..... 6-64
94627..... 6-64
94628..... 6-62
94629..... 6-62
94636..... 6-62
94637..... 6-62
94638..... 6-62
94639..... 6-64
94640..... 2-53
94642..... 6-64
94645..... 6-68
94646..... 6-68
94647..... 6-68
94648..... 4-79
94649..... 4-79
94650..... 4-79
94651..... 4-79
94652..... 4-79
94653..... 4-79
94654..... 4-79
94655..... 4-79
94656..... 4-79
94657..... 4-79
94658..... 4-79
94659..... 4-79
94706..... 7-39
94720..... 7-34
94722..... 7-34
94723..... 7-34
94763..... 7-39
94765..... 7-39
94766..... 7-39
94767..... 7-39
94768..... 7-39
94769..... 7-39
94770..... 7-39
94771..... 7-39
94798..... 7-33
94802..... 7-33
94803..... 7-33
94804..... 7-33
94805..... 7-33
94806..... 7-33
94807..... 7-33
94808..... 7-33
94809..... 7-33
94810..... 7-33
94811..... 7-33
94812..... 7-33
94813..... 7-33
94814..... 7-33
94815..... 7-33
94816..... 7-33
94817..... 7-33
94818..... 7-33
94819..... 7-33
94820..... 7-32
94821..... 4-63
94823..... 4-63
94846..... 6-59
94847..... 6-60
94849..... 6-59
94850..... 6-59
94851..... 6-59
94852..... 6-59
94853..... 6-161
94854..... 6-161
94855..... 6-66
94856..... 6-66
94857..... 6-66, 8-19
94858..... 4-49
94859..... 4-49
94860..... 4-49
94861..... 4-49
94862..... 4-49
94863..... 4-49
94864..... 4-49
94865..... 4-49
94866..... 4-49
94867..... 6-66
94868..... 6-60
94870..... 4-49
94872..... 6-162
94873..... 6-162
94874..... 6-162
94875..... 6-162
94876..... 6-162
94878..... 4-43
94883..... 4-55
94884..... 4-55
94889..... 7-80
94901..... 6-60
94902..... 6-60
94904..... 6-60
94906..... 6-60
94907..... 6-60
94913..... 7-29
94917..... 6-60
94920..... 6-60
94923..... 6-60
95001..... 6-6
95002..... 6-6
95232..... 4-49
95233..... 4-49
95315..... 12-66
95316..... 12-66
95317..... 12-66
95318..... 12-66
95319..... 12-66
95320..... 12-66
95454..... 5-6
95483..... 5-14
95484..... 5-14
95485..... 5-14
95505..... 4-44
95509..... 4-62
95510..... 4-62
95511..... 4-62
95513..... 4-62
95514..... 4-62
95518..... 4-62
95521..... 4-62
95526..... 4-62
95543..... 10-114
95551..... 10-114
95552..... 10-114
95563..... 4-62
95575..... 4-63
95602..... 10-113
95605..... 10-113
95607..... 10-113
95610..... 10-113
95752..... 2-48
95753..... 2-48
95754..... 2-48
95755..... 2-48
95756..... 2-48
95757..... 2-48
95758..... 2-48
95759..... 2-48
95760..... 2-48
95761..... 2-49
95762..... 2-49
95763..... 2-49
95764..... 2-49
95765..... 2-49
95766..... 2-49
95767..... 2-49
95768..... 2-49
95769..... 2-49
95770..... 2-49
95771..... 2-49
95772..... 2-49
95774..... 2-48
95775..... 2-48
95776..... 2-48
95800..... 2-54
95802..... 2-54
95804..... 2-54
95805..... 2-54
95806..... 2-54
95807..... 2-54
95808..... 2-54
95809..... 2-54
95810..... 2-54
95811..... 2-54
95812..... 2-54
95813..... 2-54
95843..... 2-54
95844..... 2-54
95856..... 2-54
95857..... 2-54
95858..... 2-54, 8-140
95859..... 2-54
95870..... 2-30, 6-135
95871..... 2-30, 6-135
95872..... 2-30, 6-135
95873..... 2-30, 6-135
95874..... 2-30, 6-135
95886..... 6-161
95903..... 5-15
95904..... 5-15
95905..... 5-15
95906..... 5-15
95927..... 5-9
95928..... 5-1
95929..... 5-3
95932..... 6-77
95933..... 5-18, 10-1, 10-30
95938..... 5-2
95939..... 5-2
95940..... 5-2
95942..... 5-2
95944..... 5-2
95948..... 5-5
95953..... 5-17
95954..... 5-17
95955..... 5-18
95957..... 5-3
95958..... 12-71
95959..... 12-71
95960..... 5-7
95961..... 5-3
95964..... 5-10
95965..... 5-3
95966..... 5-5
95967..... 5-5
95968..... 5-6
95969..... 5-6
95970..... 4-44
95971..... 4-45
95972..... 4-86
95973..... 4-101
95975..... 5-10
95976..... 5-7
95977..... 5-13
95978..... 5-10
95979..... 5-9
95980..... 4-86
95983..... 5-5
95984..... 5-5
95985..... 5-5
95986..... 5-5
95989..... 5-5
95991..... 5-4
95995..... 5-4
95996..... 5-1
96000..... 5-17
96001..... 5-4
96002..... 5-4
96003..... 4-44
96004..... 6-4
96005..... 6-4
96006..... 6-4
96007..... 5-9
96008..... 5-9
96009..... 5-5
96012..... 5-6
96013..... 5-1
96025..... 4-81
96026..... 4-81
96027..... 4-81
96028..... 4-81
96029..... 4-81
96030..... 4-81
96031..... 4-81
96032..... 4-81
96033..... 4-81
96034..... 4-81
96035..... 4-81
96073..... 12-28
96074..... 12-27
96082..... 12-28
96083..... 12-28
96084..... 12-28
96162..... 4-81
96163..... 4-81
96164..... 4-81
96165..... 4-81
96166..... 4-81
96169..... 12-27
96170..... 12-19
96184..... 5-4
96185..... 5-4
96186..... 5-4
96187..... 5-4
96188..... 5-4
96189..... 5-4
96190..... 5-4
96191..... 5-4
96192..... 5-4
96193..... 5-4
96194..... 5-4
96195..... 5-4
96197..... 5-4
96199..... 12-71
96200..... 5-4
96220..... 4-60
96485..... 6-161
96486..... 6-161
96490..... 6-161
96495..... 6-161
96497..... 6-161
96572..... 6-54
96573..... 6-54
96574..... 6-54
96576..... 6-54
96578..... 6-54

96579..... 6-54
96580..... 6-54
96581..... 6-54
96582..... 6-54
96583..... 6-54
96584..... 6-54
96587..... 6-58
96590..... 6-58
96591..... 6-58
96597..... 6-58
96598..... 6-58
96602..... 6-57
96603..... 6-57
96605..... 6-57
96606..... 6-57
96607..... 6-37, 6-57
96608..... 6-37, 6-57
96609..... 6-37, 6-57
96610..... 6-57
96611..... 6-57
96619..... 6-53
96620..... 6-58
96622..... 6-58
96623..... 6-58
96624..... 6-58
96629..... 6-3, 6-52
96630..... 6-3, 6-52
96631..... 6-3, 6-52
96632..... 6-58
96633..... 6-58
96634..... 6-58
96635..... 6-58
96636..... 6-58
96637..... 6-58
96638..... 6-58
96639..... 6-58
96640..... 6-58
96641..... 6-58
96642..... 6-58
96643..... 6-58
96644..... 6-58
96645..... 6-58
96646..... 6-58
96647..... 6-58
96648..... 6-58
96649..... 6-58
96650..... 6-58
96651..... 6-58
96680..... 2-34, 6-137
96681..... 2-34, 6-137
96682..... 2-34, 6-137
96683..... 2-34, 6-137
96684..... 2-34, 6-137
96686..... 2-34, 6-137
96687..... 2-34, 6-137
96688..... 2-34, 6-137
96689..... 2-34, 6-137
96690..... 2-34, 6-137
96691..... 2-34, 6-137
96692..... 2-34, 6-137
96693..... 2-34, 6-137
96694..... 2-34, 6-137
96695..... 2-34, 6-137
96696..... 2-34, 6-137
96697..... 2-34, 6-137
96698..... 2-34, 6-137
96699..... 2-34, 6-137
96704..... 6-55
96705..... 6-55
96706..... 6-56
96707..... 6-56
96708..... 6-56
96709..... 6-56
96710..... 6-48, 6-56
96711..... 6-48, 6-56
96712..... 6-48, 6-56
96713..... 6-56
96714..... 6-56
96715..... 6-48
96716..... 6-48, 6-56
96717..... 6-56
96718..... 6-56
96719..... 6-56
96720..... 6-56
96721..... 6-56
96724..... 6-56
96725..... 6-56
96726..... 6-56
96727..... 6-56
96728..... 6-56
96729..... 6-48, 6-57
96731..... 6-57
96732..... 6-48, 6-57
96733..... 6-48, 6-57
96734..... 6-57
96735..... 6-57
96736..... 6-57
96737..... 6-57
96738..... 6-57
96739..... 6-57
96740..... 6-57
96741..... 6-57
96742..... 6-57
96743..... 6-57
96744..... 6-57
96745..... 6-57
96747..... 6-48, 6-57
96748..... 6-57
96749..... 6-48, 6-57
96750..... 6-48, 6-57
96751..... 6-48, 6-57
96752..... 6-57
96753..... 6-57
96754..... 6-48, 6-57
96755..... 6-57
96756..... 6-48, 6-57
96757..... 6-57
96758..... 6-48, 6-57
96759..... 6-57
96760..... 6-57
96762..... 6-43
96763..... 6-43
96764..... 6-43
96767..... 6-43
96770..... 6-43
96771..... 6-43
96772..... 6-43
96773..... 6-43
96774..... 6-43
96775..... 6-43
96776..... 6-43
96777..... 6-43
96778..... 6-43
96779..... 6-43
96780..... 6-43
96781..... 6-43
96782..... 6-43
96784..... 6-43
96785..... 6-43
96786..... 6-43
96787..... 6-43
96788..... 6-43
96790..... 6-43
96791..... 6-43
96793..... 6-42
96795..... 6-42
96798..... 6-42
96799..... 6-42
96802..... 6-42
96803..... 6-54
96804..... 6-56
96805..... 6-53
96809..... 6-37
96812..... 6-37
96815..... 6-58
96821..... 6-37, 6-54
96822..... 6-37, 6-58
96823..... 6-37, 6-58
96824..... 2-34, 6-137
96826..... 6-53
96827..... 6-48, 6-56
96828..... 6-53
96829..... 6-53
96830..... 6-55
96831..... 6-55
96832..... 2-34, 6-137
96833..... 6-55
96834..... 6-57
96835..... 6-56
96836..... 6-56
96837..... 6-54
96838..... 6-137
96839..... 6-55
96840..... 6-53
96841..... 6-55
96842..... 6-55
96843..... 6-55
96844..... 6-55
96845..... 6-55
96846..... 6-57
96847..... 6-55
96848..... 6-55
96849..... 6-48
96850..... 6-56
96851..... 6-55
96852..... 2-34
96853..... 6-48
96854..... 6-57
96855..... 6-43
97092..... 6-32
97094..... 6-32
97096..... 6-31
97097..... 6-31
97101..... 6-31
97102..... 6-32
97103..... 6-31
97117..... 6-32
97120..... 6-31
97121..... 6-31
97129..... 6-35
97130..... 6-35
97132..... 6-35
97133..... 6-35
97135..... 6-35
97139..... 6-32
97140..... 6-32
97141..... 6-32
97142..... 6-32
97147..... 6-31
97148..... 6-31
97149..... 6-31
97150..... 6-36
97151..... 6-36
97152..... 6-36
97153..... 6-36
97154..... 6-36
97155..... 6-36
97157..... 6-36
97158..... 6-36
97159..... 6-36
97160..... 6-36
97161..... 6-36
97163..... 6-31
97165..... 6-31
97166..... 6-31
97167..... 6-31
97168..... 6-31
97169..... 6-31
97170..... 6-33
97178..... 6-34
97192..... 6-33
97193..... 6-33
97194..... 6-33
97195..... 6-33
97196..... 6-33
97198..... 6-33
97199..... 6-33
97202..... 6-37
97207..... 6-37
97211..... 6-37
97216..... 6-41
97245..... 6-41
97246..... 6-41
97247..... 6-41
97249..... 6-41
97252..... 6-41
97254..... 6-41
97261..... 6-41
97262..... 6-41
97263..... 6-41
97264..... 6-41
97269..... 6-40
97279..... 6-40
97285..... 6-40
97286..... 6-40
97308..... 6-40
97313..... 6-40
97316..... 6-45
97318..... 6-45
97319..... 6-45
97320..... 6-45
97323..... 6-45
97324..... 6-45
97325..... 6-45
97326..... 6-45
97327..... 6-45
97329..... 6-45
97330..... 6-45
97331..... 6-45
97332..... 6-45
97333..... 6-45
97335..... 6-45
97336..... 6-45
97337..... 6-45
97338..... 6-45
97339..... 6-45
97340..... 6-45
97356..... 6-45
97357..... 6-45
97358..... 6-45
97359..... 6-45
97360..... 6-45
97362..... 6-45
97364..... 6-41
97366..... 6-41
97367..... 6-33
97368..... 6-33
97369..... 6-33
97376..... 6-34
97377..... 6-33
97378..... 6-41
97379..... 6-33
97393..... 6-45
97406..... 6-45
97414..... 6-45
97416..... 6-33
97421..... 6-45
97424..... 6-45
97430..... 6-45
97431..... 6-45

97432..... 6-45
97434..... 6-45
97435..... 6-45
97436..... 6-45
97438..... 6-45
97439..... 6-45
97442..... 6-45
97443..... 6-45
97444..... 6-45
97446..... 6-45
97448..... 6-45
97449..... 6-34
97461..... 6-47
97468..... 6-47
97473..... 6-34
97474..... 6-34
97475..... 6-34
97481..... 6-50
97483..... 6-34
97484..... 6-33
97492..... 6-50
97507..... 6-34
97508..... 6-33
97509..... 6-39
97510..... 6-39
97511..... 6-39
97512..... 6-39
97513..... 6-39
97514..... 6-39
97530..... 6-41
97531..... 6-40
97532..... 6-52
97534..... 6-52
97535..... 6-52
97536..... 6-52
97537..... 6-52
97538..... 6-52
97539..... 6-52
97540..... 6-52
97542..... 6-52
97543..... 6-50
97544..... 6-50
97545..... 6-50
97546..... 6-50
97547..... 6-50
97548..... 6-50
97549..... 6-50
97554..... 6-52
97556..... 6-41
97557..... 6-31
97558..... 6-39, 6-40
97559..... 6-36
97562..... 6-50
97570..... 6-50
97571..... 6-50
97572..... 6-50
97573..... 6-50
97574..... 6-50
97575..... 6-50
97576..... 6-50
97577..... 6-40
97578..... 6-41
97579..... 6-39, 6-40
97580..... 6-50
97581..... 6-50
97583..... 6-50
97584..... 6-50
97585..... 6-50
97586..... 6-50
97587..... 6-50
97589..... 6-50
97594..... 6-45
97595..... 6-45
97596..... 6-45
97597..... 6-45
97598..... 6-45
97607..... 6-45
97609..... 6-45
97610..... 6-47
97611..... 6-47
97612..... 6-47
97613..... 6-47
97614..... 6-47
97615..... 6-47
97616..... 6-47
97617..... 6-47
97618..... 6-47
97619..... 6-47
97620..... 6-47
97621..... 6-47
97622..... 6-47
97623..... 6-47
97624..... 6-47
97625..... 6-47
97626..... 6-47
97627..... 6-47
97628..... 6-47
97629..... 6-47
97630..... 6-47
97631..... 6-47
97632..... 6-47
97633..... 6-47
97634..... 6-47
97635..... 6-47
97636..... 6-45
97637..... 6-45
97638..... 6-45
97639..... 6-45
97650..... 6-47
97651..... 6-47
97652..... 6-47
97653..... 6-47
97654..... 6-47
97655..... 6-47
97657..... 6-47
97660..... 6-47
97671..... 6-47
97672..... 6-47
97673..... 6-47
97680..... 6-51
97681..... 6-51
97682..... 6-51
97683..... 6-51
97684..... 6-51
97685..... 6-51
97686..... 6-51
97687..... 6-51
97688..... 6-51
97702..... 6-50
97705..... 6-50
97706..... 6-50
97707..... 6-50
97708..... 6-50
97709..... 6-50
97710..... 6-50
97711..... 6-50
97712..... 6-50
97713..... 6-50
97714..... 6-50
97715..... 6-50
97716..... 6-50
97717..... 6-50
97718..... 6-50
97719..... 6-50
97720..... 6-50
97721..... 6-50
97722..... 6-50
97723..... 6-50
97724..... 6-50
97725..... 6-50
97726..... 6-50
97727..... 6-50
97728..... 6-50
97795..... 4-66
97796..... 4-66
97797..... 4-66
97798..... 4-65, 12-72
97799..... 6-141
97800..... 12-72
97801..... 12-72
97802..... 6-138
97803..... 6-138
97804..... 6-138
97805..... 6-138
97810..... 6-138
97811..... 6-138
97812..... 6-138
97813..... 6-140
97814..... 6-140
97815..... 6-140
97816..... 6-140
97817..... 6-140
97818..... 6-140
97819..... 6-140
97820..... 6-140
97821..... 6-140
97822..... 6-140
97823..... 6-140
97824..... 6-140
97825..... 6-140
97826..... 6-141
97827..... 6-141
97828..... 6-141
97829..... 6-141
97830..... 6-141
97831..... 6-141
97832..... 6-141
97845..... 6-145
97846..... 6-145
97847..... 6-145
97848..... 6-145
97849..... 6-145
97850..... 6-145
97852..... 6-145
97855..... 6-146
97857..... 6-146
97858..... 6-145
97859..... 6-145
97860..... 6-145
97861..... 6-145
97862..... 6-145
97863..... 6-145
97864..... 6-145
97865..... 6-145
97866..... 6-145
97867..... 6-145
97868..... 6-145
97869..... 6-145
97870..... 6-145
97871..... 6-145
97872..... 6-145
97899..... 6-141
97914..... 6-140
97915..... 6-140
97916..... 6-140
97917..... 6-140
97918..... 6-140
97919..... 6-140
97920..... 6-140
97921..... 6-140
97922..... 6-140
97923..... 6-140
97924..... 6-140
97925..... 6-140
97926..... 6-141
97927..... 6-141
97928..... 6-141
97929..... 6-141
97930..... 6-141
97931..... 6-141
97932..... 6-141
98002..... 2-34, 6-137, 6-146
98003..... 2-34, 6-137, 6-146
98004..... 2-34, 6-137, 6-146
98005..... 2-34, 6-137, 6-146
98006..... 6-146
98007..... 6-146
98008..... 6-146
98009..... 6-146
98011..... 2-34, 6-137, 6-146
98012..... 6-146
98014..... 2-34, 6-137, 6-146
98015..... 2-34, 6-137, 6-146
98016..... 2-34, 6-137, 6-146
98017..... 2-34, 6-137, 6-146
98018..... 2-34, 6-137, 6-146
98019..... 2-34, 6-137, 6-146
98020..... 2-34, 6-137, 6-146
98021..... 2-34, 6-137, 6-146
98022..... 2-34, 6-137, 6-146
98023..... 2-34, 6-137, 6-146
98025..... 2-34, 6-137, 6-146
98026..... 6-146
98027..... 2-34, 6-137, 6-146
98028..... 6-146
98031..... 2-34, 6-137
98032..... 2-34, 6-137, 6-146
98033..... 2-34, 6-137, 6-146
98034..... 2-34, 6-137, 6-146
98035..... 2-34, 6-137, 6-146
98100..... 6-150
98101..... 6-154
98102..... 6-154
98172..... 6-157
98173..... 6-158
98174..... 6-158
98175..... 6-158
98176..... 6-158
98177..... 6-158
98178..... 6-158
98180..... 6-160
98200..... 6-152
98210..... 6-159
98211..... 6-159
98212..... 6-159
98213..... 6-159
98214..... 6-159
98215..... 6-159
98216..... 6-160
98217..... 6-160
98218..... 6-159
98219..... 6-159
98220..... 6-159
98221..... 6-159
98222..... 6-159
98223..... 6-159
98230..... 6-159
98231..... 6-159
98232..... 6-159
98233..... 6-159
98234..... 6-160
98236..... 6-160
98238..... 6-160
98239..... 6-160
98243..... 6-160
98244..... 6-160
98245..... 6-160
98249..... 6-160
98250..... 6-160
98251..... 6-160

98252..... 6-160
98253..... 6-160
98254..... 6-160
98255..... 6-160
98257..... 6-160
98258..... 6-160
98259..... 6-160
98260..... 6-160
98261..... 6-150
98262..... 6-151
98263..... 6-151
98264..... 6-151
98266..... 6-152
98267..... 6-152
98269..... 6-153
98270..... 6-153
98271..... 6-153
98272..... 6-153
98273..... 6-150
98274..... 6-150
98275..... 6-151
98276..... 6-151
98277..... 6-151
98278..... 6-151
98279..... 6-152
98280..... 6-152
98281..... 6-152
98282..... 6-152
98285..... 6-153
98286..... 6-153
98287..... 6-153
98894..... 6-150
98895..... 6-151
98896..... 6-152
98897..... 6-152
98898..... 6-152
98899..... 6-152
98900..... 5-9
98901..... 5-9
98902..... 6-152
98903..... 6-152
98904..... 4-63
98905..... 4-63
98906..... 6-153
98907..... 6-153
98908..... 6-154
98909..... 6-154
98910..... 5-10
98911..... 6-154
98912..... 6-154
98913..... 6-154
98914..... 6-154
98915..... 6-155
98916..... 6-155
98917..... 6-155
98918..... 6-155
98919..... 6-156
98920..... 6-156
98921..... 6-156
98922..... 6-156
98923..... 6-156
98924..... 6-157
98925..... 6-157
98926..... 6-155
98927..... 6-155
98928..... 6-155
98929..... 6-155
98930..... 6-153
99247..... 2-47
99249..... 2-36
99250..... 2-36
99251..... 2-36
99252..... 2-39
99253..... 2-43
99254..... 2-43
99257..... 2-31
99258..... 2-31
99259..... 2-43
99260..... 2-43
99261..... 2-43
99262..... 2-45
99263..... 2-45
99264..... 2-43
99265..... 2-43
99266..... 2-43
99267..... 2-43
99268..... 2-43
99269..... 2-43
99270..... 2-43
99271..... 2-41
99272..... 2-36
99273..... 2-37
99276..... 2-33
99278..... 2-33
99281..... 2-36
99282..... 2-33
99283..... 2-42
99284..... 2-42
99285..... 2-42
99286..... 2-42
99307..... 2-41
99308..... 2-31
99309..... 2-31
99352..... 7-34
99450..... 2-36
99451..... 2-36
99452..... 2-36
99453..... 2-36
99454..... 2-36
99455..... 2-36
99480..... 2-53
99481..... 2-53
99482..... 2-53
99497..... 2-38
99498..... 2-38
99499..... 2-38
99501..... 2-41
99502..... 2-37
99504..... 2-37
99506..... 2-46
99508..... 2-46
99509..... 2-39
99510..... 2-39
99511..... 2-39
99512..... 2-53
99513..... 2-53
99514..... 2-39
99515..... 2-42
99516..... 2-42
99517..... 2-42
99518..... 2-39
99519..... 2-39
99520..... 2-39
99523..... 2-43
99524..... 2-39
99525..... 2-39
99529..... 2-38
99530..... 2-42
99531..... 2-42
99532..... 2-41
99533..... 2-37
99535..... 2-46
99536..... 2-46
99537..... 2-40
99540..... 2-40
99541..... 2-42
99549..... 2-39
99554..... 2-42
99560..... 2-42
99561..... 2-40
99562..... 2-31
99563..... 2-40
99567..... 2-31
99569..... 2-31
99571..... 2-37
99576..... 2-37
99579..... 2-33
99580..... 2-31
99585..... 2-44
99596..... 2-45
99597..... 2-46
99599..... 2-45
99603..... 2-45
99604..... 2-45
99616..... 2-31
99622..... 2-31
99627..... 2-31
99628..... 2-31
99629..... 2-46
99634..... 2-46
99638..... 2-46
99639..... 2-46
99643..... 2-32, 6-135
99644..... 2-32, 6-135
99645..... 2-50
99646..... 2-50
99647..... 2-32, 6-136
99648..... 2-32, 6-136
99650..... 2-32, 6-136
99651..... 2-32, 6-135
99653..... 2-37
99654..... 2-43
99655..... 2-43
99656..... 2-43
99657..... 2-44
99658..... 2-44
99659..... 2-44
99662..... 2-43
99663..... 2-41
99666..... 2-41
99670..... 2-43
99671..... 2-43
99686..... 2-41
99696..... 2-44
99697..... 2-44
99698..... 2-44
99702..... 2-47
99705..... 2-41
99714..... 2-38
99719..... 2-38
99720..... 2-33, 2-47, 6-136
99723..... 2-47
99733..... 2-38
99760..... 2-33, 6-136
99777..... 2-33, 6-136
99778..... 2-33, 6-136
99780..... 2-53
99781..... 2-33, 6-136
99783..... 2-53
99784..... 2-53
99788..... 6-75
99789..... 6-75
99790..... 6-75
99791..... 6-75
99792..... 6-75
99793..... 6-75
99794..... 6-75
99797..... 2-45
99799..... 2-53
99800..... 6-75
99801..... 6-75
99802..... 6-75
99803..... 6-75
99804..... 6-75
99805..... 6-75
99806..... 6-75
99811..... 2-53
99816..... 2-53
99820..... 6-75
99823..... 6-75
99853..... 6-75
99862..... 6-75
99863..... 6-75
99864..... 6-75
99865..... 6-75
99866..... 6-75
99867..... 6-75
99868..... 6-75
99869..... 6-75
99870..... 6-75
99872..... 6-75
99873..... 6-75
99874..... 6-75
99875..... 6-75
99876..... 6-75
99877..... 6-75
99878..... 6-75
99880..... 6-75
99881..... 6-75
99882..... 6-75
99983..... 6-75
99984..... 6-75
99985..... 6-75
99986..... 6-75
99987..... 6-75
99988..... 6-75
99989..... 6-75
99990..... 6-75
99999..... 8-136

## A


**A/C Re-New** ..... 6-4
**Access Doors** ..... 2-30
**Access Fittings** ..... 4-49
**Access Fittings**
- Brass ..... 4-46
- Copper ..... 4-45

**Access Valve**
- Cap ..... 4-47
- Coupler ..... 4-47
- Tools ..... 4-47 to -48

**Access Valves** ..... 4-47 to -48, 9-17
**Accessories**
- Armstrong/AirEase Furnace ..... 8-4 to -5

**Accumulators** ..... 6-111
**Acetylene** ..... 12-58
**Acid**
- Neutralizer ..... 6-5 to -6
- Swabs ..... 4-43, 12-66
- Test Kits ..... 6-5

**Adhesive**
- Duct Liner ..... 4-83 to -84
- Rubber Insulation ..... 4-27

**Aerosol Cleaners** ..... 5-1
**Air Cleaner Accessories** ..... 9-27
**Air Cleaners**
- Block ..... 5-12
- Combination, GeneralAire ..... 9-32
- Electronic, Aprilaire ..... 9-23
- Electronic, Dynamic ..... 9-29
- Electronic, GeneralAire ..... 9-18
- Electronic, Honeywell ..... 9-25, 9-27 to -28
- Electronic, Trion ..... 9-24
- Media, Aprilaire ..... 9-20 to -22
- Media, Carbon ..... 9-18
- Media, Dynamic ..... 9-29
- Media, GeneralAire ..... 9-18 to -19
- Media, Honeywell ..... 9-25 to -28
- Media, Indigo ..... 9-23
- Media, White-Rodgers ..... 9-29
- PHI Cell ..... 9-33
- Spray ..... 5-12
- TERSus, GeneralAire ..... 9-32
- Tub ..... 5-12
- Ultraviolet Light, GeneralAire ..... 9-32
- Ultraviolet Light, Honeywell ..... 9-31
- Ultraviolet Light, Second Wind ..... 9-34
- Ultraviolet Light, Solaris ..... 9-34

**Air Conditioning Equipment**
- ADP Coils ..... 8-80, 8-174
- Allied Commercial, Parts ..... 8-260
- Allied Commercial, Rooftops ..... 8-108, 8-111, 8-114 to -115, 8-118 to -119, 8-132
- Allied Commercial, Split Systems ..... 8-106 to -107
- Amana ..... 8-198 to -199


## A Continued


- Armstrong Air/AirEase, Accessories ..... 8-20, 8-23, 8-30, 8-35, 8-47, 8-61, 8-81, 8-100, 8-132
- Armstrong Air/AirEase, Coils ..... 8-75 to -79, 8-173
- Armstrong Air/AirEase, Condensing Units ..... 8-20, 8-23, 8-30, 8-35, 8-47 to 8-48, 8-81, 8-100
- Armstrong Air/AirEase/Ducane, Parts ..... 8-136
- Ducane ..... 8-165 to -169
- Ducane, Accessories ..... 8-165 to -169
- Ducane, Air Handlers ..... 8-179 to -180
- Ducane, Coils ..... 8-170 to -172
- Ducane, Modular Air Handlers ..... 8-181
- EMI Mini-Split Systems ..... 8-203
- High Velocity Systems ..... 8-249 to -250
- McLean Thermal Cabinet Coolers ..... 6-149
- Mitsubishi Mini-Splits ..... 8-208, 8-217 to 8-226, 8-235 to 8-236
- NordicAir, Accessories ..... 8-194
- NordicAir, Industrial ..... 8-193 to -194
- Portable, Friedrich ..... 8-192
- Portable, Koldwave ..... 8-192
- Window Units, Friedrich ..... 8-191
- Window Units, Goodman Parts ..... 8-190

**Air Elimination Devices** ..... 10-62, 10-69 to 10-70
**Air Flow Meters** ..... 12-37 to -39
**Air Handlers**
- Armstrong Air/AirEase ..... 8-94 to -95, 8-103
- Armstrong Air/AirEase, Accessories ..... 8-95 to -96
- Armstrong Air/Allied Commercial ..... 8-107
- Ducane ..... 8-179 to -180
- Ducane, Accessories ..... 8-179 to -181
- Modular, Armstrong Air/AirEase ..... 8-96
- Modular, Ducane ..... 8-181
- NordicAir ..... 8-194

**Air Switch** ..... 7-93 to -94
**Alarms**
- Smoke ..... 7-138

**All Fuel Type A Chimney** ..... 4-7
**Aluminum Liner** ..... 4-1
**Anchors**
- Concrete Anchor ..... 4-60
- Kits ..... 4-77
- Threaded Rod ..... 4-78

**Antifreeze** ..... 5-17 to -18, 10-1, 10-30
**Apollo**
- Water Heaters ..... 10-109

**Aquamix Valves** ..... 10-81
**Aquapex** ..... 10-39 to -41, 10-111 to -112
**Aquastats**

## A Continued


Honeywell..... 7-121, 10-74 to 10-78
White-Rodgers..... 10-81
**Attic Ventilators**..... 2-11 to -13


## B


**B-Vent**..... 4-2 to -7
**Baseboard**
Air Supply..... 3-5
Hot Water..... 10-47
**Bathroom Fans**..... 2-1 to -4, 2-6
**Batteries**..... 12-33, 12-75
**Battery Chargers**
Milwaukee..... 12-4
**Battery Packs**
Milwaukee..... 12-4
**Bearings**
Fan Blade..... 2-57
**Belts**..... 1-8, 2-28, 2-58 to 2-65
**Black Pipe**..... 4-31
**Black Pipe Fittings**..... 4-29, 4-31 to 4-36, 12-12
**Blower**..... 2-56
**Blower Wheel**..... 2-56 to -57
**Boiler**
Accessories..... 5-8, 10-29 to 10-30, 10-46, 10-52, 10-62, 10-65 to -69, 10-108
Buderus..... 10-1 to -4, 10-6
Buderus, Parts and Accessories..... 10-1 to -4, 10-6 to 10-7
Burnham..... 10-8 to -10, 10-12 to -14, 10-17
Burnham, Parts and Accessories..... 10-12 to -13, 10-16 to -17, 10-64, 10-81
Chemicals..... 5-8
Controls..... 10-6, 10-13, 10-17, 10-40, 10-52, 10-71 to -73, 10-81 to -83
Fittings..... 10-52
New Yorker, Parts and Accessories..... 10-18
Raypak..... 10-34 to -35
Raypak, Parts and Accessories..... 10-36 to -37
Safety Devices..... 10-13, 10-71 to 10-73
Thermal Solutions..... 10-9
Water Tank..... 10-4 to -5
Weil-McLain..... 10-19 to -23, 10-25 to -30, 10-33


## B Continued


Weil-McLain, Parts and Accessories..... 10-19, 10-22 to 10-27, 10-29 to 10-30, 10-32 to 10-33, 10-62
**Boilers**
New Yorker, Parts and Accessories..... 10-18
**Bracket**
Mini-Split..... 8-230
**Brakes**..... 12-17
**Brass Couplings**..... 4-20
**Brass Elbows**..... 4-20
**Brass Pipe Fittings**..... 4-19 to -24, 6-162, 10-52
**Brushes**..... 4-43, 12-50, 12-66


## C


**Cable**
Clamp..... 4-95
Electrical..... 4-95 to -96, 8-231
Heating..... 6-165
Jacketed Metal Clad..... 4-96
MC Aluminum Clad..... 4-95
Romex..... 4-95
Staples..... 4-98
Ties..... 4-78 to -79, 4-92, 4-95, 12-64
Tray..... 4-96, 8-231
**Caddy**
Nipple..... 4-33
**Calculators**..... 12-26
**Camera**..... 12-76
**Capacitors**
Bleed Resistor..... 6-68
Copeland..... 6-48, 6-57, 6-62
Dual..... 6-63 to -65
Hard Start..... 6-66 to -68, 8-19
Run..... 6-48, 6-57, 6-62 to 6-65
Start..... 6-48, 6-57, 6-61
Universal..... 6-65
**Capillary Tubing**..... 6-162
**Carbon Air Cleaner**..... 9-18
**Carbon Dioxide Testers**..... 12-32
**Carbon Monoxide Testers**..... 12-32 to -33
**Cartridge**
Water..... 5-5
**Cast Iron Fittings**..... 4-38
**Caulk**..... 4-85 to -86
**Caulking Guns**..... 4-85
**Ceiling Fans**..... 2-24
**Cement**
Furnace..... 11-7 to -8
Millboard..... 4-72

## C Continued


PVC..... 4-54
Roof..... 4-87
**Centrifugal Fans**..... 2-8
**Chamber Liner**..... 11-7
**Chargers**..... 12-4, 12-77
**Charging Adapter**
Liquid..... 12-26
**Charging Hose**..... 12-24
**Charging Scales**..... 12-27
**Check Valves**..... 4-62, 10-53, 10-113
**Check Valves No Lead**..... 10-53
**Chimney Housing**..... 4-1
**Chimney Liner**..... 4-1
**Circuit Breakers**..... 4-89
**Cleaning Products**..... 5-11
**Cleaning Products**
AC System Flush..... 5-9
Acid Pump..... 12-72
Air Duct..... 5-7
Boiler Treatment..... 5-8
Coil Cleaners..... 5-1 to -3, 12-71
Condensing Unit..... 12-72
Degreaser..... 5-6 to -7
Drain Pan..... 5-10 to -11
Electrical Contact Cleaners..... 5-1
Electronic Air Cleaner..... 5-7
Food Grade..... 5-5
Hand Cleaners..... 4-101
Ice Machine Cleaners..... 5-5, 5-10, 6-159 to 6-160
Mini-Split Kit..... 5-6
PVC Cleaner, Primer..... 4-54
Scale Remover..... 5-6
Shop Towels..... 4-101
Simple Green..... 5-7
**CO2**..... 12-58
**Coats**..... 12-77
**Coil Cabinets**..... 8-19
**Coil Cleaners**..... 5-1 to -3, 12-71
**Coils**
ADP..... 8-80, 8-174, 8-254
Armstrong Air/AirEase..... 8-75 to -79, 8-173
Ducane..... 8-170 to -172
Electric Heat..... 7-29
**Cold Controls**..... 6-129
**Compression Tanks**..... 10-53
**Compressor Valve Seal Cap**..... 4-23
**Compressors**
Bitzer..... 6-69
Copeland..... 6-31 to -37, 6-47, 6-49, 6-51 to 6-52, 6-57


## C Continued


Copeland, Accessories..... 6-37, 6-48, 6-57, 6-62
Goodman, Window AC..... 8-190
**Condensate Pumps**..... 4-62 to -63
**Condensate Switch**..... 4-62, 4-65 to -67
**Condensing Pads**..... 4-58 to -59
**Condensing Unit Covers**..... 6-42
**Condensing Units**
Allied Commercial..... 8-106
Armstrong Air/AirEase..... 8-20, 8-23, 8-30, 8-35, 8-47 to 8-48, 8-81, 8-100
Bitzer..... 6-69
Chandler..... 6-145 to -146
Copeland..... 6-39 to -41
Ducane..... 8-165 to -169
Tecumseh..... 6-70
**Conduit**
EMT..... 4-97 to -98
Greenfield..... 4-95
**Connectors**
Duct..... 1-35, 4-72 to -73
Electrical..... 4-93
Liquid-Tight..... 4-92
Wire..... 4-92 to -93
**Contactor Replacement**..... 6-43
**Contactors**
Copeland..... 6-43
Honeywell..... 7-31 to -32
Mars..... 7-33
White-Rodgers..... 7-34
**Continental Registers**
Ceiling..... 3-1 to -3, 3-9 to 3-11
Filter Grilles..... 3-8 to -9
Floor..... 3-4 to -5, 3-8
Sidewall..... 3-1, 3-5 to -7
**Control Boards**
ICM..... 7-44 to -45
Raypak..... 10-37
**Controls**
AC Equipment..... 7-127 to -128
Alarms..... 7-138
Aquastats..... 10-6, 10-74 to 10-77, 10-81
Boiler..... 10-13, 10-52, 10-71 to -73
Broan..... 2-5
Cold..... 6-129
Compressor Start Components..... 6-48, 6-60 to -66
Contactors..... 6-43, 7-31 to -34
Control Boards..... 7-44 to -45, 10-37
Damper Acuator Motors..... 7-116
Defrost..... 6-130, 6-132 to 6-134, 7-93

## C Continued


Electric Heat ..... 7-29 to -30
Fan ..... 6-115, 6-122, 7-43 to -44, 7-46
Fan & Limit ..... 7-42 to -43, 7-47 to -48
Fan Centers ..... 7-34, 7-36 to -37
Flame Safeguard ..... 7-97 to -105, 7-107 to -109, 7-112 to -113, 7-124
Humidity ..... 7-40 to -41, 7-81, 8-270
Ice Machine ..... 6-134
Ignition ..... 7-52, 7-55, 7-57, 7-67 to -72, 7-74, 7-76, 7-79 to -88, 8-270, 8-281
Limits ..... 7-42 to -43, 7-46
Oil ..... 6-116 to -117, 7-121 to -122, 11-8 to -9
Pressure ..... 6-54, 6-116, 6-118 to -123, 7-66, 7-88, 7-92 to 7-95, 7-119, 10-74
Protectors ..... 6-55
Relays ..... 6-48, 6-56, 6-59 to 6-60, 7-35, 7-37 to -39
Sensors ..... 7-2, 7-14, 7-41, 7-70, 7-73, 7-93, 7-95, 7-105, 7-117, 7-123, 9-1, 9-28, 12-40, 12-44
Sequencers ..... 7-35 to -36
Speed ..... 2-24
Static Pressure ..... 9-6
Surge Protection ..... 6-67
Temperature ..... 6-124 to -129, 6-134, 7-30, 7-40, 7-43, 7-89, 7-91, 7-132 to 7-135, 10-78
Thermocouple ..... 7-52, 7-68, 7-77 to 7-79, 8-271
Time Delays ..... 7-136
Timers ..... 6-130 to -131, 6-133 to -134, 7-124, 7-136
Transformers ..... 7-26 to -28, 11-4
Zone ..... 9-35, 10-80

**Conversion Burners**
Adams ..... 8-281
Wayne ..... 11-1


## C Continued


**Copper Fittings** ..... 4-12 to -13
**Copper Pipe and Fittings** ..... 4-14 to -19, 10-102
**Copper Tube** ..... 4-12 to -13
**Core Removal Tools** ..... 4-47 to -48
**CPVC**
Fittings ..... 4-53
Pipe ..... 4-53
**Crankcase Heaters** ..... 6-37, 6-57
**Crimpers** ..... 12-64
**Cryo-tek** ..... 5-17 to -18


## D


**Damper Motors** ..... 7-116 to -118
**Damper Regulators** ..... 4-74
**Dampers** ..... 2-29
**Dampers**
Accessories ..... 2-30, 4-73 to -74, 9-1, 9-5, 9-6
Backdraft ..... 2-9
Broan ..... 2-5
Gravity ..... 2-24
Motors ..... 9-5 to -6, 9-37
New Yorker Boiler ..... 10-18
Rectangular ..... 1-11
Register ..... 3-3, 3-11
Regulator ..... 9-3
TrueZone ..... 9-2 to -3
Ventilation ..... 9-37
Zone ..... 9-3 to -6
**Defrost Controls** ..... 6-130, 6-132 to 6-134, 7-93
**Degalvanizer** ..... 5-17
**Degreaser** ..... 5-1, 5-6 to -7
**Dehumidifiers**
Aprilaire ..... 8-199 to -200
Friedrich ..... 8-202
GeneralAire ..... 8-202
Honeywell ..... 8-201 to -202
**Demolition Drivers** ..... 12-60
**Demolition Punch** ..... 12-60
**Deodorizer** ..... 5-12
**Di-electric Union**
No Lead ..... 10-108
**Diffusers**
Baseboard ..... 3-5
Ceiling ..... 3-2 to -3, 3-9 to 3-11
Floor ..... 3-4 to -5
**Disconnect Switches** ..... 4-61
**Draft Controls** ..... 1-7, 2-28
**Draft Diverters** ..... 1-50
**Draft Hood Kits** ..... 8-19
**Drain Cleaner**
Tool ..... 12-72

## D Continued


**Drain Hose** ..... 4-53, 4-67, 6-68 8-231, 9-17
**Drain Pan Cleaner** ..... 5-11
**Drain Pan Fittings** ..... 4-64
**Drain Pan Switch** ..... 4-64
**Drain Pan Treatment** ..... 5-10 to -11
**Drain Pans** ..... 4-64
**Drain Pans**
- Commercial Refrigerator/Freezer ..... 6-161

**Draw Bands** ..... 1-2
**Driers** ..... 6-100 to -107, 6-109 to -110, 6-112
**Drill Accessories** ..... 12-4 to -5, 12-59
**Drill Bits** ..... 4-78, 12-5, 12-7, 12-59
**Drills** ..... 12-2 to -3
**Drivers** ..... 12-2
**Dryer Vent** ..... 2-9 to -10
**Duct**
- Board ..... 4-71
- Boosters ..... 1-7 to -8, 1-19, 2-25, 2-28
- Boots ..... 1-26 to -29, 1-32 to -34
- Caps ..... 1-7, 1-15, 1-30, 1-36, 1-49, 8-250
- Collar ..... 1-22 to -23
- Connectors ..... 1-2, 4-72 to -73
- Dampers ..... 1-3
- Diverters ..... 1-50
- Drawbands ..... 1-2
- Dryer Vent ..... 2-9
- Elbows ..... 1-4 to -5, 1-12 to 1-14, 1-31, 1-33 to 1-35, 8-250
- Fan ..... 2-7
- Filter Frames ..... 3-10, 3-26
- Flat Sheets ..... 1-19 to -20
- Flex ..... 1-37 to -40
- Floor Pans ..... 1-29
- Foil ..... 4-69
- Hangers ..... 1-16, 1-28, 1-42 to 1-43, 3-14, 3-26, 4-55, 4-80, 4-97
- Joist System ..... 1-16, 1-18 to -19
- Liner ..... 4-69
- Long Sweep Angles ..... 1-36
- Long Sweep Elbows ..... 1-36
- Mitee Rap Panning ..... 1-19
- Oval ..... 1-33 to -34
- Pipe ..... 1-1 to -2, 1-35, 1-45, 8-250
- PVC ..... 1-44 to -50


## D Continued


- Reducers ..... 1-8, 1-12 to -13, 1-36, 1-49
- Return Air Drops ..... 1-16, 1-18 to -19
- Saddles ..... 1-30, 1-35 to 1-36, 1-46 to -47
- Safety Collar ..... 1-7
- Sealant ..... 4-83, 8-250
- Spiral ..... 1-35 to -36, 1-45
- Takeoffs ..... 1-11 to -12, 1-20 to -21, 1-23 to 12-25
- Tees ..... 1-6, 1-36, 1-48, 8-250
- Tools ..... 12-18
- Trunkline ..... 1-9 to -15, 1-30
- Wall Stack ..... 1-30 to -32
- Wrap ..... 4-69
- Y-Branch ..... 1-5

**Duct Heaters**
- Reznor ..... 8-265 to -266

**Duct Knives** ..... 12-18, 12-65
**Ducted Mini-Split Systems**
- Mitsubishi Air Handler ..... 8-216
- Mitsubishi Heat Pump ..... 8-212, 8-214 to 8-215, 8-217 to 8-218

**Ductless Split Systems**
- Cooling ..... 8-208
- Heat Pump ..... 8-215 to -216
- Mitsubishi Air Handler ..... 8-216
- Mitsubishi Heat Pump ..... 8-209 to -214

**Dura-Blok** ..... 4-81
**DuraGuard Line Sets** ..... 4-57


## E


**Elbows**
- Brass ..... 4-20

**Electric Heat Kits**
- Allied ..... 8-105
- Armstrong Air/AirEase ..... 8-94 to -95
- Ducane ..... 8-180

**Electric Heat Sequencers** ..... 7-29 to -30
**Electric Heaters**
- QMark ..... 8-276 to -277, 8-279 to -280

**Electrical**
- Boxes ..... 4-99
- Connectors ..... 4-92
- Fittings ..... 4-98
- Receptacles ..... 4-99
- Solderless Terminals ..... 4-93 to -94, 6-5
- Surge Protection ..... 6-67
- Switches ..... 4-99
- Testers ..... 6-66, 12-34 to 12-37

**Electrical Cable** ..... 4-95

## E Continued


**Electrical Receptacles**..... 4-99
**Electronic Air Cleaners**
- Aprilaire..... 9-23
- Dynamic..... 9-29
- GeneralAire..... 9-18
- Honeywell..... 9-25, 9-27 to -28
- Trion..... 9-24

**EMT Conduit and Fittings**..... 4-92, 4-95, 4-97 to 4-98
**Enthalpy Sensor**..... 7-95
**Equipment Pads**..... 4-58
**Equipment Stands**..... 4-59 to -60, 8-228 to -230
**ERV/HRV Ventilators**..... 9-35 to -36
**Evaporator Elements**
- GeneralAire..... 9-16
- Humidifier..... 9-9

**Exhaust Fan**..... 2-8, 2-20 to -21
**Expansion Tanks**..... 10-62, 10-109
**Extend-A-Match**..... 12-57


## F


**Fan and Limit Controls**..... 7-42 to -43, 7-48
**Fan Blades**
- Accessories..... 2-54, 2-56 to 2-57, 12-74
- Acme..... 2-35, 6-137
- Adaptor Hubs..... 2-54
- Aluminum..... 2-35, 2-54, 6-137
- Bearings..... 2-57
- Chandler..... 2-34, 6-137
- Copeland..... 2-34, 6-137
- Lau..... 2-54
- Walk-in Boxes..... 2-35

**Fan Centers**..... 7-34, 7-36 to 7-37, 7-44
**Fans**
- Attic..... 2-12 to -13
- Bathroom..... 2-1 to -4, 2-6
- Bathroom, Accessories..... 2-5
- Ceiling..... 2-24
- Centrifugal..... 2-8, 2-14 to -23
- Duct..... 2-7
- Exhaust..... 2-8
- Inducer..... 2-25
- Industrial..... 2-24
- Propeller..... 2-23
- Shutter..... 2-23
- Wall..... 2-6
- Whole House..... 2-11 to -12

**Fasteners**
- Anchor Kits..... 4-77
- Insulation..... 4-70 to -71
- Rivets..... 4-76 to -77
- Screws..... 4-75 to -76


## F Continued


- Staples..... 12-65
- Tapcon..... 4-78
- Threaded Rod Anchors..... 4-78

**Filter Adhesive**..... 3-25
**Filter Frames**..... 3-10, 3-26
**Filter Frames**
- Selkirk..... 3-14

**Filter Seal**..... 3-25
**Filters**..... 3-24
**Filters**
- Box..... 3-20
- Carbon..... 9-18
- Combustion Analyzer..... 12-32
- Cube..... 3-24
- Grease..... 3-25
- HEPA..... 9-30
- Ice Machine..... 5-4, 6-160
- MERV 7..... 3-22
- Metal..... 3-25
- Pad..... 3-19
- Panel..... 3-15 to -19, 3-21 to 3-22, 3-24, 9-23
- Pocket..... 3-21
- Roll..... 3-20, 3-23
- Room Air Conditioner..... 3-24
- Water..... 8-242, 8-244, 10-85
- Window A/C..... 3-19 to -21

**Fin Combs**..... 12-66
**Firebrick**..... 11-7
**Fittings**
- Black..... 4-31 to -36
- Brass..... 4-19 to -24, 6-162, 10-52
- Cast Iron..... 4-38
- Copper..... 4-14 to -19, 4-52, 10-102
- CPVC..... 4-53
- Drain Pan..... 4-64
- Galvanized..... 4-38, 10-108
- PVC..... 4-28, 4-50 to 4-52, 4-55
- Titeflex..... 4-28

**Flame Detector**..... 7-97
**Flame Rod**..... 7-96
**Flame Safeguard**
- Fireye..... 7-102 to -105
- Honeywell..... 7-96 to -101, 7-107 to -109, 7-112 to -113, 7-124, 11-8

**Flame Sensor**..... 7-73, 7-96 to -97
**Flange Sets**
- Bell & Gossett..... 10-54 to -55
- Grundfos..... 10-51
- Taco..... 10-61

## F Continued


**Flaring Tools** ..... 12-49
**Flashlights** ..... 12-30, 12-75
**Flat Sheets** ..... 1-19 to -20
**Flex Duct** ..... 1-37 to -40
**Flex Duct Cutters** ..... 1-40
**Flexible Duct Connectors** ..... 4-72 to -73
**Float Switch** ..... 4-64
**Flood Detector** ..... 4-65 to -66
**Flood Light** ..... 12-74
**Floor Pans** ..... 1-29
**Flux** ..... 4-40 to -42
**Furnace Base** ..... 1-18
**Furnace Fooler** ..... 4-91
**Furnace Leg Extensions** ..... 4-59
**Furnace Mounting Blocks** ..... 4-59
**Furnaces**
- Armstrong Air/AirEase, Accessories ..... 8-2 to -17
- Armstrong Air/AirEase, Gas ..... 8-2 to -17
- Armstrong Air/AirEase, Oil ..... 8-18
- Ducane ..... 8-156 to -164
- Ducane, Accessories ..... 8-156 to -164
- Revolv ..... 8-250 to -253
- Williams ..... 8-254 to -257
- Williams, Parts ..... 8-257 to -258

**Fuse Reducer** ..... 4-90
**Fuses** ..... 4-90 to -91


## G


**Galvanized Bushings** ..... 4-38
**Galvanized Caps** ..... 4-38
**Galvanized Couplings** ..... 4-38
**Galvanized Elbows** ..... 4-38
**Galvanized Pipe Fittings** ..... 1-20, 4-37 to -38
**Galvanized Plugs** ..... 4-38
**Galvanized Takeoffs** ..... 1-20, 1-23
**Galvanized Tee** ..... 4-38
**Galvanized Unions** ..... 4-38
**Gas Analyzers** ..... 12-32 to -33, 12-39
**Gas Connectors** ..... 4-29
**Gas Pipe** ..... 4-28
**Gas Pipe Stripper Tool** ..... 4-28
**Gases**
- Acetylene ..... 12-58
- CO2 ..... 12-58
- MAPP ..... 12-58
- Nitrogen ..... 12-55, 12-58
- Oxygen ..... 12-58
- Propane ..... 12-58
- Refrigerant ..... 6-1 to -2

**Gaskets** ..... 6-77
**Gastite** ..... 4-28
**Gastite Accessories** ..... 4-28
**Gate Valves** ..... 4-30
**Gauges**
- Compound ..... 12-46 to -47


## G Continued


- Digital ..... 12-25
- Gas Test ..... 12-40
- General Purpose ..... 12-46
- Glycerin Filled ..... 12-47
- Glycerine Filled ..... 12-26
- Low Pressure ..... 12-47
- Manifold ..... 12-26
- Refrigeration ..... 12-22, 12-25
- Stainless Steel ..... 12-46 to -47
- Tridicators ..... 12-47
- Vacuum ..... 12-21, 12-45, 12-47
- Wireless ..... 12-25

**Generator**
- Accessories ..... 8-189
- Portable ..... 8-186
- Standby ..... 8-187 to -188

**Geothermal**
- Bard Accessories ..... 8-242, 8-244
- Bard Duct Heater ..... 8-244
- Bard Electric Heating Packages ..... 8-242
- Bard Heat Pumps ..... 8-241 to -244
- Bard Refrigerant Connections ..... 8-244
- Bard Water Heating Pump Module ..... 8-242
- Bosch Accessories ..... 8-248
- Bosch Heat Pumps ..... 8-246 to -247
- Comfort-Aire ..... 8-239 to -240
- Honeywell Filters ..... 8-242
- Reverse Cycle Chillers ..... 8-248

**Gloves** ..... 12-70
**Glycometer** ..... 5-18
**Gravity Dampers** ..... 2-24
**Grease Box for Roof Exhauster** ..... 2-20 to -21
**Grease Gun** ..... 2-55
**Greenfield Conduit and Fittings** ..... 4-95, 4-98
**Grilles**
- Mitsubishi Mini-Splits ..... 8-218, 8-221, 8-224
- Return Air, Continental ..... 3-6 to -9
- Return Air, Egg Crate ..... 3-14
- Return Air, Selkirk ..... 3-13 to -14


## H


**Hackzall** ..... 12-11
**Half-Slot Channel** ..... 4-82
**Hammers** ..... 12-15
**Hand Cleaner** ..... 4-101
**Hand Towels** ..... 4-101
**Handling Charge** ..... 8-136
**Hangers** ..... 12-22
**Hangers**
- Accessories ..... 4-77
- Angle ..... 1-42
- Duct ..... 1-16, 1-28, 1-42 to 1-43, 4-80

## H Continued


Pipe..... 1-42, 4-55, 4-80 to 4-81, 4-98
**Hard Start Kits**..... 6-66, 6-68, 8-19
**Heat Kits**
Allied..... 8-105
Allied Commercial..... 8-107
Armstrong Air/AirEase..... 8-94 to -95
Ducane..... 8-180
**Heat Pumps**
Armstrong Air/AirEase..... 8-83, 8-85, 8-88, 8-90, 8-92 to 4-93, 8-102
Armstrong Air/AirEase, Accessories..... 8-83, 8-85, 8-88
Bard..... 8-241 to -244
Comfort-Aire..... 8-239 to -240
Ducane..... 8-175 to -178
Ducane, Accessories..... 8-176 to -178
Mitsubishi City Multi..... 8-235 to -236
**Heat Seal Stick**..... 4-44
**Heat Shield**..... 4-44
**Heat Tape**..... 6-164 to -165
**Heated Jackets**..... 12-77
**Heating Equipment**
Allied Commercial, Accessories..... 8-107, 8-121, 8-125, 8-128, 8-130, 8-132, 8-134, 8-260
Allied Commercial, Rooftops..... 8-121 to -122, 8-128, 8-130, 8-132 to -133
Allied Commercial, Unit Heaters..... 8-259
Armstrong Air/AirEase..... 8-85
Armstrong Air/AirEase, Accessories..... 8-6 to -17, 8-83, 8-85, 8-88
Armstrong Air/AirEase, Air Handlers..... 8-94 to -95, 8-103
Armstrong Air/AirEase, Furnaces..... 8-2 to -18
Armstrong Air/AirEase, Heat Pumps..... 8-83, 8-88, 8-90, 8-92 to -93, 8-102
Armstrong Air/AirEase, Modular Air Handlers..... 8-96
Armstrong Air/AirEase/Ducane, Parts..... 8-136
Baseboard..... 10-47 to -48
Boilers..... 10-1 to -4, 10-6, 10-8 to -10, 10-12 to -15, 10-19 to -21, 10-23, 10-25 to -30, 10-33 to -35
Console Heater..... 8-256 to -257
Conversion Burners..... 8-281, 11-1
Ducane, Accessories..... 8-156 to -164, 8-176 to -178, 8-182 to -185
Ducane, Furnaces..... 8-156 to -164
Ducane, Heat Pumps..... 8-175 to -178


## H Continued


Ducane, Rooftops..... 8-182 to -185
Electric Heaters, QMark..... 8-276 to -280
Geothermal..... 8-239 to -244
High Velocity Systems..... 8-249 to -250
Infared Heaters, Schwank..... 8-273 to -275
Infared Heaters, Space-Ray..... 8-270 to -271
Mitsubishi Mini-Splits..... 8-209 to -218
Mitsubishi Mini-Splits, Accessories..... 8-232
Mitsubishi Mini-Splits, Commercial..... 8-219 to -226, 8-235 to -236
Mobile Home..... 8-250 to -253
Portable Heaters, Chromalox..... 6-165, 8-267
Portable Heaters, QMark..... 8-278, 8-280
Radiant Floor Heating..... 10-38 to -45, 10-112
Revolv, Accessories & Parts..... 8-250 to -253
Revolv, Furnaces..... 8-250 to -253
Reznor, Duct Heaters..... 8-265 to -266
Reznor, Unit Heater Parts..... 8-263 to -264, 8-267, 8-269
Reznor, Unit Heaters..... 8-261 to -264, 8-267
Wall Furnaces..... 8-254 to -257
**HEPA Filters**..... 2-5, 9-30
**Hex Key Adapter**..... 12-62
**High Velocity Systems**..... 8-249 to -250
**Hole Saw Arbors**..... 12-9
**Hole Saws**..... 12-7 to -9
**Hoodies**..... 12-77
**Hose Parts**..... 12-24
**Hoses**..... 6-121, 12-23 to 12-24, 12-71
**Hot Surface Ignitor**..... 7-69, 7-71 to 7-72, 7-74, 7-80 to 7-81
**Humidifiers**
Accessories..... 4-67 to -68, 9-9, 9-12, 9-17
Aprilaire..... 9-7 to -9
Aprilaire Parts..... 9-9 to -10
GeneralAire..... 9-13 to -15
Honeywell..... 9-11 to -12
Humid-A-Mist..... 9-17
Humid-Aire Parts..... 8-258
Trion, Parts..... 9-12
**Humidistats**
Johnson Controls..... 7-41
**Humidity Controls**
Autoflo..... 7-81
Honeywell..... 7-40 to -41
**Hydrometer**..... 5-18
**Hydronic Controls**..... 7-121, 10-63, 10-77, 10-80, 10-83
**Hydronic Relay**..... 7-122

## I

**Ice Machine**..... 6-150 to -159, 6-161
**Ice Machine**
Accessories..... 6-160
Cleaning Products..... 5-5 to -6, 5-10, 6-159 to -160
Controls..... 6-134
Line Sets..... 6-159
**Ignition Controls**
Automatic Pilot Relight..... 7-76, 7-79, 7-82
Direct Spark..... 7-68, 7-70, 7-87 to 7-88, 8-270
Hot Surface..... 7-69, 7-71 to 7-72, 7-74, 7-80 to 7-81, 7-85 to 7-86
Igniter Sensors..... 7-68, 7-70
Ignition Modules..... 7-83
Intermittent Pilot..... 7-57, 7-67, 7-80, 7-82 to -83, 8-281
Kits..... 7-69, 7-71 to 7-72, 7-82
Millivolt Generators..... 7-67, 7-70
Parts..... 7-81 to -82
Standing Pilots..... 7-52, 7-67, 7-76
Universal..... 7-83 to -84
**Inducer Fans**..... 2-25
**Infrared Heaters**
Schwank..... 8-273 to -275
Space-Ray..... 8-270 to -271
**Insulation**
Adhesive..... 4-27
Boiler..... 10-46
Duct..... 4-69
Fastener..... 4-70 to -71
Foil..... 4-69
Hangers..... 4-70
Paint..... 4-27
Pipe..... 4-25
Sheet..... 4-26
Sleeve..... 1-41, 8-250
Tape..... 4-27, 4-84, 4-87 to -88
**InVent Fans**..... 2-1

## J

**Jackets**..... 12-77
**Jumper**..... 12-34

## K

**Knife Sharpener**..... 12-66
**Knives**..... 12-65 to -66

## L

**Labels**
Unit Disposal..... 6-2
**Leak Detectors**..... 5-13 to -14, 12-28 to -31, 12-33, 12-56
**Leak Lock**..... 4-55
**Levels**..... 12-69
**Lifts**..... 12-73
**Light Bulb**..... 12-74 to -75
**Limits**
Fan and Limit..... 7-42 to -43, 7-48
Fan Controls..... 7-43, 7-46
Limit Controls..... 7-43, 7-46
Snap-Disc..... 7-42
**Line Set Covers**..... 8-205
**Line Sets**..... 4-56 to -57, 6-159, 8-19, 8-207, 12-23
**Liquid Charging Adapter**..... 12-26
**Lokprep Sealant**..... 4-20
**Lokring Brass Inserts**..... 4-20
**Lokring Elbows**..... 4-20
**Lokring Stabilization Inserts**..... 4-20
**Lokring Tools**..... 4-20
**Lokring Tube Connectors**..... 4-20
**Louvers**..... 2-29
**Low Water Cut-offs**..... 10-13, 10-18, 10-71 to -73
**LP Kits**..... 8-2 to -17, 8-156 to 8-164, 8-198, 8-232, 8-263, 8-273, 10-2, 10-15, 10-18, 10-27
**LP Kits**
Allied Commercial..... 8-260
Williams Furnace..... 8-254 to -257
**Lubricants**
Aerosol..... 2-55, 4-84, 5-16 to 5-17
Alkylbenzene Oil..... 6-3, 6-52
Compressor..... 5-9, 6-4
Food Grade..... 2-55
General Purpose..... 2-55
Mineral Oils..... 6-3
Motor Oilers..... 2-55
Multi-Purpose..... 2-55, 5-17
Polyolester Oils..... 6-3, 6-52

## M

**Magjumper**..... 4-90, 12-34
**Manifold Accessories**..... 12-22
**Manifold Gauges**..... 12-26
**Manifold Hoses**..... 12-23 to -24
**Manifold Seal Kit**..... 12-26

## M Continued


**Manifolds** ..... 10-39, 12-22 to 12-26
**Manometer** ..... 12-39, 12-42
**Manuals**
EPA Certification ..... 6-6
**MAPP Gas** ..... 12-58
**Markers** ..... 4-100
**Media**
ClenAir Carbon Block ..... 9-18
**Media Air Cleaners**
Aprilaire ..... 9-20 to -22
GeneralAire ..... 9-18 to -19
Honeywell ..... 9-26 to -28
Indigo ..... 9-23
**Megohmeters** ..... 12-34
**Meter** ..... 12-35 to -39, 12-42
**Mini-Split Cable** ..... 4-96
**Mini-Split Cleaning Kit** ..... 5-6
**Mini-Split Systems**
EMI ..... 8-203
EMI Air Handler ..... 8-203
EMI Parts ..... 8-202 to -203
Line Sets ..... 4-56, 8-207
Mitsubishi ..... 8-205, 8-216
Mitsubishi Cooling ..... 8-208, 8-219 to 8-221, 8-225, 8-228
Mitsubishi Heat Pump ..... 8-209 to -215, 8-217 to -218, 8-222 to -224, 8-226 to -227
Mitsubishi Parts ..... 8-232
Mitsubishi, Air Handler ..... 8-216
**Mini-Split Tool Kit** ..... 12-24
**Mirrors** ..... 12-70
**Modutrol Motors** ..... 7-116, 7-119 to 7-120, 7-124
**Modutrol Motors**
Accessories ..... 7-116 to -117
**Moisture Products** ..... 5-15 to -16
**Motor Accessories** ..... 2-53 to -54, 2-57
**Motor Assemblies** ..... 10-80
**Motor Mounting Kits** ..... 2-53
**Motor Oil** ..... 2-55
**Motors**
Azure Digi-Motor ..... 2-49
Belt Drive ..... 2-42
Blower ..... 2-36, 2-40 to 2-41, 2-49, 2-52
Bohn ..... 6-136
Carrier ..... 2-53
Chandler ..... 2-34, 6-137
Circulating Pump ..... 10-58 to -59
Commercial ..... 2-44 to -45


## M Continued


Condenser ..... 2-32 to -33, 2-42 to 2-45, 2-48, 2-50, 6-135
Copeland ..... 6-136 to -137
Copeland Replacement ..... 2-33
Damper ..... 7-116 to -118
Direct Drive ..... 2-36 to -41, 2-49
Direct Drive Blower Motor ..... 2-49
Direct Replacement ..... 2-33
Evaporator ..... 2-30, 2-32, 2-50, 6-134 to -136
Fan ..... 2-34, 2-42 to 2-45, 2-48, 2-50, 6-137
Fan & Blower ..... 2-33, 2-37 to 2-39, 2-41, 2-42, 2-45, 2-47, 6-136
Fan Coil ..... 2-47
Fasco ..... 2-52
General Purpose ..... 2-46 to -47
High Efficiency ..... 2-37
Inducer Fan ..... 2-25
Larkin ..... 6-136
Multi HP ..... 2-40
OEM ..... 2-52, 6-136 to 6-137
OEM Venter ..... 2-53
Oil Burner ..... 2-46
PTAC ..... 2-36
Pump ..... 10-49
Refrigeration ..... 2-33 to -34, 6-136
Rescue ..... 2-42, 2-48
Rescue Select ..... 2-36
Reznor ..... 2-50
Torsion Ring ..... 2-53
Unit Heater ..... 2-50
Universal ..... 2-32, 2-36, 6-135
Volt ..... 2-34
Watt ..... 2-31 to -32, 6-135
**Mounting Brackets** ..... 4-60, 8-228 to 8-230
**Multimeter** ..... 12-35 to -36


## N


**Nipple Caddy** ..... 4-33
**Nipple Tote** ..... 4-33
**Nipples**
Black ..... 4-32 to -33
**Nitrogen** ..... 12-58
**No Lead Di-electric Union** ..... 10-108
**Nut Drivers** ..... 12-6, 12-59 to 12-61

## O


**Oil**
- Alkylbenzene ..... 6-3, 6-52
- Mineral ..... 6-3
- Motor ..... 2-55
- Multi-Purpose ..... 2-55
- Penetrating Spray ..... 4-84
- Polyolester ..... 6-3, 6-52
- Thread Cutting ..... 4-84

**Oil Caddy** ..... 12-20
**Oil Controls** ..... 6-98, 6-116 to 6-117, 7-121 to 7-122, 11-8 to -9
**Oil Filters**
- GeneralAire ..... 11-3

**Oil Furnace Products**
- Burners ..... 8-281, 11-1
- Cartridges ..... 11-3
- Chemicals ..... 11-6
- Electrodes ..... 11-5
- Ignition Kits ..... 11-5
- Nozzles ..... 11-2 to -3

**Oil Furnaces** ..... 8-18
**Oil Pumps** ..... 12-20
**Oil Test Kit** ..... 6-3
**Orifices**
- Armstrong Air/AirEase/Ducane ..... 8-92

**Oxygen Tank** ..... 12-58


## P


**Paint**
- Insulation Coating ..... 4-27
- Spray ..... 4-100

**Paint Markers** ..... 4-100
**Parts**
- Allied Commercial ..... 8-260
- Allied Commercial/Lennox ..... 8-153
- Armstrong Air/AirEase/Ducane ..... 6-65, 8-92, 8-136
- Bell & Gossett ..... 10-58 to -59
- Buderus ..... 10-6 to -7
- Burnham ..... 10-12, 10-15 to 10-17
- Chandler ..... 2-34, 6-137, 6-146
- Comfort-Aire ..... 8-195
- EMI ..... 8-202
- Goodman ..... 8-190
- Honeywell ..... 7-129
- Humidifier, Aprilaire ..... 9-10
- Humidifier, GeneralAire ..... 9-16
- Mitsubishi ..... 8-232
- NordicAir ..... 8-194
- Revolv ..... 8-252 to -253
- Reznor ..... 8-263, 8-267


## P Continued


- State ..... 10-68, 10-87, 10-89, 10-92, 10-99, 10-103 to 10-104, 10-107
- Weil-McLain ..... 10-32 to -33
- Williams ..... 8-257 to -258

**PHI Cell Air Purifier** ..... 9-33
**PHI Cell Replacement Cells** ..... 9-33
**Piercing Valves** ..... 4-48 to -49
**Pilot Drills** ..... 12-9
**Pin Extractor** ..... 12-62
**Pipe**
- Aluminum ..... 1-1
- Antifreeze ..... 5-17
- Black ..... 4-29, 4-31
- Copper ..... 4-12 to -13
- CPVC ..... 4-53
- FasNSeal Stainless Steel ..... 4-11
- Gas ..... 4-28
- Gastite ..... 4-28
- PVC ..... 4-50 to -53
- Titeflex ..... 4-28

**Pipe Antifreeze** ..... 5-18, 10-1
**Pipe Clamps** ..... 4-80 to -82
**Pipe Cutter** ..... 4-20, 4-53, 12-48 to -49
**Pipe Hangers** ..... 1-42, 4-55, 4-80, 4-82, 4-98
**Pipe Hooks** ..... 4-55, 4-80
**Pipe Insulation** ..... 4-25
**Pipe Joint Compound** ..... 4-45, 4-55, 4-84
**Pipe Moisture Barrier**
- Aerosol ..... 5-16

**Pipe Straps** ..... 4-82
**Pipe Tape** ..... 4-84
**Plastic Ties** ..... 4-78 to -79
**Plenum** ..... 1-17
**Plenum**
- Galvanized ..... 1-17
- PVC ..... 1-50

**Plenum Panels** ..... 1-17
**Plenum Wire** ..... 4-96
**Pliers** ..... 12-63 to -64
**Pocket Knives** ..... 12-66
**Pool Heaters** ..... 10-36 to -38
**Portable Heaters**
- QMark ..... 8-278, 8-280

**Potable Water Systems** ..... 10-39 to -40, 10-111 to -112
**Power Cables** ..... 6-55
**Power Venters** ..... 2-25 to -26
**Pressure Controls**
- Air Switch ..... 7-93
- Copeland ..... 6-54
- Dual ..... 6-54, 6-80, 6-120 to -121, 6-123

## P Continued


- Fan Cycle ..... 6-122
- Gas Regulators ..... 7-66
- High Pressure ..... 6-54, 6-116, 6-118 to -123, 7-76, 7-92
- Honeywell ..... 7-94 to -95
- Honeywell Pressuretrol ..... 7-88, 7-119, 10-74
- Low Pressure ..... 6-54, 6-116, 6-118, 6-122 to 6-123, 7-92
- Magnehelic Differential Pressure Gage ..... 7-94
- Oil Switch ..... 6-53

**Primer** ..... 4-54
**Pro-Flush** ..... 5-9
**Propane** ..... 12-58
**ProPEX Expansion Tool** ..... 10-41, 10-45, 12-48
**Psychrometers** ..... 12-42
**PTAC Units** ..... 8-198 to -199
**Puller** ..... 12-74
**Pump Motor** ..... 10-49
**Pumps**

- Bell & Gossett ..... 10-52 to 55, 10-58, 10-59
- Circulating ..... 10-49 to -52, 10-54 to -55, 10-58 to -61, 10-108 to -109
- Condensate ..... 4-62 to -63, 8-230 to -231
- Fuel Oil ..... 11-1
- Grundfos ..... 10-50 to -51, 10-108 to -109
- Honeywell ..... 10-49
- Sewage ..... 10-114
- Submersible ..... 10-113 to -114
- Sump ..... 10-113
- Sump, Standby ..... 10-113
- Taco ..... 10-60 to -61
- Vacuum ..... 12-20

**Punch** ..... 12-60
**PVC**

- Cement ..... 4-54 to -55
- Cleaner ..... 4-54
- Fittings ..... 1-46 to -49
- Pipe ..... 4-50 to -52
- Pipe Fittings ..... 4-28, 4-50 to -52
- Primer ..... 4-54

**PVC Duct**

- Underground, Paint ..... 1-44, 4-100
- Underground, Pipe ..... 1-44 to -45
- Underground, Sheets ..... 1-20
- Underground, Tape ..... 1-44


## R


**Radiant Floor Heating**

- Accessories ..... 10-43 to -45
- Board ..... 10-43
- Controls ..... 10-40 to -42, 10-44 to -45
- Manifolds ..... 10-42
- Tools ..... 10-41, 10-45 to 10-46, 12-48
- Tubing and Supplies ..... 10-38 to -41, 10-112

**Radio** ..... 12-77
**Reducer**

- PVC ..... 1-45, 1-49

**Refrigerant** ..... 6-1 to -2
**Refrigerant Locking Caps** ..... 6-4
**Refrigerant Reclaimers** ..... 12-19
**Refrigerant Recovery Cylinder** ..... 6-3
**Refrigerant Recovery Machines** ..... 12-19
**Refrigeration**

- Accumulators ..... 6-111
- Capillary Tubing ..... 6-162
- Certification ..... 6-6
- Compressors, Bitzer ..... 6-69
- Compressors, Copeland ..... 6-31 to -37, 6-47, 6-49, 6-51 to 6-52
- Condensing Unit Covers ..... 6-42
- Condensing Units, Chandler ..... 6-145 to -146
- Condensing Units, Copeland ..... 6-39 to -41
- Condensing Units, Tecumseh ..... 6-70
- Controls, Cold ..... 6-129
- Controls, Contactors ..... 6-43
- Controls, Defrost ..... 6-130, 6-133 to 6-134
- Controls, Fan ..... 6-115, 6-127
- Controls, Ice Machine ..... 6-134
- Controls, Oil ..... 6-116 to -117
- Controls, Pressure ..... 6-54, 6-80, 6-118 to -122, 7-92
- Controls, Protectors ..... 6-53 to -55
- Controls, Relays ..... 6-48, 6-56, 6-59
- Controls, Temperature ..... 6-124 to -129, 6-134, 7-92, 7-132, 7-134 to 7-135
- Controls, Timers ..... 6-130, 6-133 to 6-134, 7-136
- Driers ..... 6-100 to -107, 6-109 to -110, 6-112
- Hoses ..... 6-121
- Oil ..... 6-3, 6-52
- Relays ..... 6-3, 6-48, 6-56, 6-59
- Test Kits ..... 6-3, 6-5

## R Continued


- Unit Coolers ..... 6-138, 6-140 to 6-141
- Valve Plates ..... 6-58
- Valves, Ball ..... 6-110
- Valves, Check ..... 6-97
- Valves, Expansion ..... 6-79 to -84, 6-86, 6-89
- Valves, Head Master ..... 6-112
- Valves, Pressure ..... 6-113 to -114
- Valves, Solenoid ..... 6-85, 6-87 to 6-88, 6-95 to -97, 6-99
- Valves, Unloader ..... 6-58
- Valves, Vibration Absorbers ..... 6-77
- Valves, Water ..... 6-115

**Refrigeration Oil** ..... 12-20

**Registers**
- Continental ..... 3-1 to -2, 3-4 to 3-5, 3-8 to -9
- Selkirk ..... 3-11 to -14

**Rehau** ..... 10-42 to -45

**Relays**
- Copeland ..... 6-48, 6-56
- General Purpose ..... 7-38
- Honeywell ..... 7-35, 7-37 to -38
- Hydronic ..... 7-122
- Mars ..... 6-60
- Supco ..... 6-59 to -60
- Time Delay ..... 6-56
- White-Rodgers ..... 7-39

**Relief Valves** ..... 6-162 to -163, 10-52, 10-67 to 10-68

**Replacement Bulb** ..... 12-74

**Replacement Coil** ..... 7-29

**Replacement Media**
- Aprilaire ..... 9-21 to -23
- Dynamic ..... 9-29
- GeneralAire ..... 9-18 to -19
- Honeywell ..... 9-26 to -28
- White-Rodgers ..... 9-29

**Rivet Guns** ..... 4-76

**Rivets** ..... 4-76 to -77

**Romex Cable** ..... 4-95

**Roof Curbs**
- Ventilators ..... 2-24

**Roof Exhauster Grease Box** ..... 2-20 to -21

**Roof Flashings** ..... 4-8

**Roof Jack**
- Broan ..... 2-5

**Rooftop Mounting Rails** ..... 4-60, 4-81

**Rooftops**
- Allied Commercial ..... 8-108, 8-111, 8-114 to -115, 8-118 to -119, 8-121 to -122, 8-128, 8-130, 8-132 to -133
- Allied Commercial, Accessories ..... 8-121, 8-125, 8-128, 8-130, 8-132, 8-134
- Ducane ..... 8-182 to -185
- Ducane, Accessories ..... 8-182 to -185

**Rotary Hammer** ..... 12-7

**Rulers** ..... 12-14, 12-69

**Run Capacitors** ..... 6-48, 6-57, 6-62 to 6-65

**Rust Preventive** ..... 5-16 to -17

**Rx11 Flush** ..... 5-9


## S


**Saddle Tee**
- PVC ..... 1-45

**Saddles**
- PVC ..... 1-46

**Safety Overflow Switch** ..... 4-65

**Sandcloth** ..... 4-43

**Saw Blades** ..... 12-12 to -13

**Saws** ..... 12-4, 12-11, 12-13

**Scales** ..... 12-27

**Screwdrivers**
- Cordless ..... 12-2, 12-4
- Hand ..... 12-60 to -61

**Screws** ..... 4-74 to -76

**Seal Kit**
- Manifolds ..... 12-26

**Sealant**
- A/C ..... 5-15 to -16
- Automotive ..... 5-15
- Boiler ..... 5-8
- Firestop ..... 4-85
- Gutter ..... 4-85
- High Temperature ..... 4-85
- Pipe ..... 4-45, 4-84

**Sensors**
- Honeywell ..... 7-2, 7-41, 7-95, 7-117, 7-123, 9-1
- Robertshaw ..... 7-93
- Temperature ..... 7-95
- White-Rodgers ..... 7-14, 7-70, 7-105

**Sequencers** ..... 7-29 to -30, 7-35 to 7-36

**Shears**
- Cable ..... 4-79
- Cordless ..... 12-10

## S Continued


Utility ..... 4-79
**Sheaves**
Mars ..... 2-58
**Sheet Metal**
Boots ..... 1-26 to -29, 1-32 to -34
Caps ..... 1-7, 1-15, 1-30, 1-36, 8-250
Collar ..... 1-22 to -23
Connectors ..... 1-2
Dampers ..... 1-3
Diverters ..... 1-50
Elbows ..... 1-4 to -5, 1-12 to 1-14, 1-31, 1-33 to 1-36, 8-250
Flat Sheets ..... 1-19 to -20
Floor Pans ..... 1-29
Furnace Base ..... 1-18
Mitee Rap Panning ..... 1-19
Oval ..... 1-33 to -34
Pipe ..... 1-1 to -2, 1-35, 1-45, 8-250
Plenum ..... 1-17
Reducers ..... 1-8, 1-12 to -13, 1-36
Return Air Drops ..... 1-16, 1-18 to -19
Saddles ..... 1-30, 1-35 to -36
Takeoffs ..... 1-11 to -12, 1-20 to 1-21, 1-23 to 1-25
Tees ..... 1-5 to -6, 1-35 to 1-36, 8-250
Tools ..... 12-15
Trunkline ..... 1-9 to -15, 1-30
Wall Stack ..... 1-30 to -32
**Shoe Covers** ..... 12-70
**Shop Towels** ..... 4-101
**Sight Glass**
Electronic ..... 6-98
Kits ..... 6-58
**Smoke Candles** ..... 12-33
**Smoke Detectors** ..... 7-138
**Snips** ..... 12-16
**Solder** ..... 4-39 to -43
**Spark-Key** ..... 12-57
**Speaker** ..... 12-76
**Spiral Pipe**
Fittings ..... 1-35 to -36
Pipe ..... 1-35, 1-45
**Sprayer Hose** ..... 12-71
**Sprayers**
Hand ..... 12-71
High Pressure ..... 12-72
**Staplers** ..... 10-41, 10-46, 12-65
**Staples** ..... 10-41, 12-65


## S Continued


**Start Capacitors** ..... 6-57, 6-61
**Static Pressure Control** ..... 9-6
**Steam Traps** ..... 10-65 to -66
**Storage Tank**
Water Heater ..... 10-92
**Stripper** ..... 12-64
**Strut Channel** ..... 4-82
**Super Change** ..... 5-9
**Super Filter Coat** ..... 3-25
**Supervent**
Honeywell ..... 10-70
**Surge Protection** ..... 6-67
**Swabs**
Acid ..... 4-43, 12-66
**Switches**
Air ..... 7-93 to -94
Auxiliary ..... 7-32
Condensate ..... 4-65 to -67
Disconnect ..... 4-61
Drain Pan ..... 4-64 to -66
Flood ..... 4-65 to -66
Oil Pressure ..... 6-53
Pressure ..... 6-122


## T


**Tank**
Expansion ..... 10-62, 10-109
Fill-Trol Expansion ..... 10-62
Fittings ..... 10-52, 10-68, 10-108
Hot Water ..... 10-4 to -5
Refrigerant Recovery ..... 6-3
**Tank Receiver Assembly** ..... 6-55
**Tanks**
Compression ..... 10-53
**Tapcon Fasteners** ..... 4-78
**Tape**
Duct ..... 4-87 to -88
Electrical ..... 4-91
Foil ..... 4-87 to -88
Insulation ..... 4-27
Pipe Thread ..... 4-84
Roofing ..... 4-87 to -88
**Tape Measures** ..... 12-69
**Tee**
PVC ..... 1-45
**Telescoping Glass Mirrors** ..... 12-69
**Temperature Controllers**
Gemline ..... 7-30, 7-43, 7-89
Honeywell ..... 6-124 to -125, 7-40, 7-91, 10-78
Johnson Controls ..... 6-126 to -127, 7-132 to -135
Ranco ..... 6-128 to -129, 6-134

## T Continued


Robertshaw ..... 7-93
White-Rodgers ..... 6-125

**Temperature Sensors**
Honeywell ..... 7-95

**Terminals**
Solderless ..... 4-93 to -94, 6-5

**Test Equipment**
Air Flow Meters ..... 12-37 to -39
Electrical ..... 6-66, 12-34 to 12-37
Gas Analyzers ..... 12-32, 12-39
Gauges ..... 12-26, 12-40, 12-45 to -47
Glycometer ..... 5-18
Hydrometer ..... 5-18
Leak Detectors ..... 5-13, 12-28 to 12-31, 12-33, 12-56
Manifolds ..... 12-40
Manometer ..... 12-39, 12-42
Megohmeters ..... 12-34
Motor Tester ..... 12-34
Scales ..... 12-27
Temperature and Humidity ..... 12-37, 12-40 to 12-45

**Test Leads** ..... 4-90, 12-34, 12-37

**Thermocouples**
Honeywell ..... 7-52, 7-68
Johnson Controls ..... 7-77 to -79, 8-271
White-Rodgers ..... 7-73

**Thermometers** ..... 12-37, 12-40 to 12-45

**Thermopile** ..... 7-76

**Thermopile Generator** ..... 7-67

**Thermostat Covers** ..... 7-25

**Thermostat Guards** ..... 7-25

**Thermostat Wire** ..... 4-95 to -96

**Thermostats**
Honeywell Commercial, Electronic ..... 7-20, 7-90
Honeywell Commercial, Fan Coil ..... 7-8
Honeywell Commercial, Line Voltage ..... 7-17 to -19, 7-120
Honeywell Commercial, Mechanical ..... 7-8, 7-18
Honeywell Commercial, Parts ..... 7-129
Honeywell Non-Programmable, Electronic ..... 7-2, 7-5 to -7, 7-18
Honeywell Non-Programmable, Mechanical ..... 7-8 to -9
Honeywell Programmable, Electronic ..... 7-1 to -3, 7-5 to 7-6, 7-9, 10-63
Honeywell Programmable, Remote Sensors ..... 7-41, 9-1
Honeywell Programmable, WiFi ..... 7-1 to -4
ICM ..... 7-16
Johnson Controls, Line Voltage ..... 7-20
PSG Accustat ..... 7-21 to -24


## T Continued


White-Rodgers Commercial ..... 7-20 to -21
White-Rodgers Non-Programmable ..... 7-10, 7-12 to -16
White-Rodgers Programmable ..... 7-10 to -13, 7-15, 7-20
White-Rodgers, WiFi ..... 7-10

**Thread Tape** ..... 4-84

**Threaded Rod** ..... 4-82

**Threaded Rod Anchors** ..... 4-78

**Thrifty Whips** ..... 4-61 to -62

**Tie Downs**
Rubber ..... 12-70

**Time Delays** ..... 7-136

**Timers** ..... 6-131, 7-37, 7-123 to -124, 9-28

**Titeflex** ..... 4-28

**Tool Bags** ..... 12-67 to -68

**Tool Belt** ..... 12-68

**Tool Holster** ..... 12-68

**Tools**
Awl ..... 12-60
Brushes ..... 4-43, 12-50, 12-66
Cable Tie ..... 4-78
Caulking Guns ..... 4-85
Core Removal ..... 4-49
Crimpers ..... 12-64
Demolition Drivers ..... 12-60
Drill Accessories ..... 12-4 to -5, 12-59
Drill Bits ..... 4-78, 12-5 to -7, 12-59
Drills & Drivers ..... 12-2 to -5
Duct Board ..... 12-18, 12-65
Duct Knives ..... 12-65
Fin Combs ..... 12-66
Flex Duct Cutters ..... 1-40
Furnace Fooler ..... 4-91
Hackzall ..... 12-11
Hammers ..... 12-15
Hole Saws ..... 12-7 to -9
Level ..... 12-69
Lifts ..... 12-73
Manifolds & Hoses ..... 6-2, 12-22 to -26
Mini-Split ..... 12-24
Mirrors ..... 12-70
Nut Drivers ..... 12-6, 12-59 to 12-61
Piercing ..... 4-49
Pin Extractor ..... 12-62
Pliers ..... 12-63 to -64
Pocket Knives ..... 12-66
ProPEX Expansion ..... 10-41, 10-45, 12-48
Puller, Fan Blade ..... 12-74
Punch ..... 12-60
Rivet Guns ..... 4-76

## T Continued


Rotary Hammer..... 12-7
Rulers..... 12-14, 12-69
Saw Blades..... 12-12 to -13
Saws..... 12-11, 12-13
Sawzall..... 12-4, 12-11
Screwdriver, Cordless..... 12-4
Screwdrivers..... 12-60 to -61
Seamers..... 12-14
Serrated Knives..... 12-66
Shears..... 4-79, 12-10
Sheet Metal..... 1-40, 12-14 to 12-17
Sprayers..... 12-71 to -72
Staplers..... 12-65
Stripper..... 12-64
Tubing..... 12-48 to -49
Utility Knives..... 12-65
Vacuum Cleaner..... 12-73
Welding..... 12-51 to -57
Wire Cutter..... 12-64
Work Lights..... 12-74
Wrenches..... 12-62 to -63

**Transformers**
France..... 7-43, 11-4
Honeywell..... 7-26 to -27
Mars..... 7-28

**Tridicators**..... 12-47

**Trunkline**
Plenum Panels..... 1-17

**Tube Benders**..... 12-50

**Tube Cutters**..... 4-20, 4-53, 12-48 to -49

**Tube Strap**..... 4-13

**Tube Tools**..... 4-20, 4-53, 12-10, 12-48 to 12-49

**Tubing**..... 4-67, 7-94, 8-231, 9-17


## U


**Ultraviolet Lights**
GeneralAire..... 9-32
Honeywell..... 9-31
Second Wind..... 9-34
Solaris..... 9-34

**Unit Coolers**..... 6-138, 6-140 to 6-141

**Unit Heaters**
Allied Commercial..... 8-259
Reznor..... 8-261 to -262, 8-264
Reznor Parts..... 8-263 to -264, 8-267, 8-269

**Uponor**..... 10-38 to -45, 10-111 to -112

**Utility Knives**..... 12-65


## V


**Vacuum Cleaner**..... 12-73
**Vacuum Pumps**..... 12-20
**Valve Plates**..... 6-58
**Valve Stem Assemblies**..... 10-80

**Valves**
Access..... 4-47, 4-49, 4-68, 9-17, 12-21
Access Tools..... 4-47 to -48
Angle..... 4-68
Ball..... 4-29 to -30, 4-57, 4-68, 6-79, 6-110, 8-204, 10-61
Boiler..... 10-66, 10-110
Bypass..... 10-53
Check..... 6-97, 10-53
Check, No Lead..... 10-53
Emerson Climate Technologies..... 10-52
Expansion..... 6-79 to -89, 8-20, 8-23, 8-30, 8-35, 8-47, 8-61, 8-74, 8-81, 8-100, 8-165 to 8-169, 8-176 to 8-178
Gas..... 4-29 to -30, 7-49 to -61, 7-70, 7-77, 7-125 to 7-127, 8-271, 10-6
Gate..... 4-30
No Lead..... 4-68
Oil..... 7-126, 11-10
Piercing..... 4-48 to -49
Pressure..... 6-112 to -114, 7-62 to -66, 7-92, 7-126, 10-67
Radiator..... 10-64 to -65
Refrigeration..... 6-95 to -96, 6-99, 6-110, 6-163
Relief..... 6-162 to -163, 10-52, 10-67
Service..... 6-58
Solenoid..... 6-85, 6-87, 6-88 6-95 to -97, 6-99, 7-62
Steam..... 7-62, 10-64, 10-67, 10-69
Unloader..... 6-58
Water..... 6-115, 7-125, 10-65, 10-110
Zone..... 7-126, 10-61, 10-79 to -81

**Vane Rail**..... 4-73

## V Continued

**Ventilators**
- Accessories..... 2-9, 2-24
- Attic..... 2-11 to -13
- ERV/HRV..... 9-35 to -37
- GPAK Vent System..... 2-26
- Grease Box..... 2-20 to -21
- Roof..... 2-14 to -21
- Sidewall..... 2-14, 2-18 to 2-23, 2-26
- Water Heater..... 2-25

**Venting Supplies**
- All Fuel Chimney..... 4-7
- B-Vent..... 4-2 to -7
- B-Vent Hangers..... 4-7
- Chimney Liner..... 1-7, 2-28
- Draft Controls..... 1-50
- FasNSeal Stainless Steel Vent..... 4-11
- Roof Flashings..... 4-8
- Vent Caps..... 1-33, 2-5, 4-9 to -10
- Vent Hoods..... 1-50, 2-26

**Vests**..... 12-77
**Vibration Absorbers**..... 6-77
**Voltage Monitors**..... 6-53, 7-137
**Voltage Tester**..... 12-34

## W

**Wall Fans**..... 2-6

**Wall Furnaces**
- Electric..... 8-257
- Gas..... 8-254 to -256
- Williams, Gas..... 8-257

**Warranties**
- Extended, Berkheimer..... 8-136
- Extended, State..... 10-107

**Wasp Spray**..... 4-101
**Water Conditioning Products**..... 5-4 to -6, 5-10 to 5-11
**Water Coolers**..... 6-161
**Water Feeders**..... 10-73
**Water Filters**..... 5-4 to -5, 8-242, 8-244, 10-85

**Water Heaters**
- Accessories..... 4-18, 7-61, 10-85, 10-92, 10-99, 10-102, 10-104, 10-108, 10-110
- On-Demand, Tankless, State..... 10-84 to -85
- Parts..... 10-92
- Pool Heaters..... 10-36 to -38
- State..... 10-86 to -104
- Storage Tank..... 10-92
- Weil-McLain..... 10-31

**Welding Tools and Supplies**..... 12-51 to -58
**Whips**..... 4-61 to -62

## W Continued

**Wind Baffles**..... 8-228

**Window Air Conditioners**
- Friedrich..... 8-191

**Windshield Washer Fluid**..... 4-100
**Wipes**..... 4-101

**Wire**
- Connectors..... 4-92 to -93
- Electrical..... 4-94 to -97
- Mechanics..... 4-77
- Mini-Split..... 4-96
- Thermostat..... 4-96

**Wire Cutter**..... 12-64
**Wire Stripper**..... 12-64

**Wireless**
- Gauge..... 12-25
- Speaker..... 12-76

**Work Lights**..... 12-74
**Wrenches**..... 12-62 to -63

## Z

**Zone Controls**
- Aprilaire..... 9-35
- Honeywell..... 9-1
- White-Rodgers..... 10-80

**Zone Dampers**
- Honeywell..... 9-2 to -6

**Zone Panels**
- Honeywell..... 9-1

**Zone Valves**
- Flair Parts..... 10-61
- Honeywell..... 7-126, 10-79
- Sparco..... 10-81
- Taco..... 10-61

**Zoom Spout Oiler**..... 2-55

**5**

5-2-1 ..... 6-68

**A**

AAB Smart Tools ..... 12-38
Acme Miami ..... 2-30, 2-35, 6-135, 6-137
Adams Manufacturing ..... 7-79, 8-258, 8-281, 9-9
ADP ..... 8-80, 8-174, 8-254
Air Products and Controls ..... 7-138
AirJet ..... 4-1
Allied Commercial ..... 8-108, 8-111, 8-114 to -115, 8-118 to -122,8-125, 8-128 to -130, 8-132 to -134
Allied Commercial/Lennox Parts ..... 8-153
Amana ..... 8-198 to -199
AmeriVent ..... 4-6
Appion ..... 12-19
Aprilaire ..... 3-24 to -25, 8-199 to -200, 9-7 to -10, 9-20 to -23, 9-35
Armstrong Air, Allied Commercial ..... 8-100, 8-102 to -103, 8-105 to -108, 8-111, 8-114 to -115, 8-118 to -119, 8-136
Armstrong Air, Magic-Paks ..... 8-136
Armstrong Air/AirEase, Cooling ..... 8-20, 8-23, 8-30, 8-35 to -48, 8-61, 8-74 to -79, 8-81, 8-83 to -89, 8-91, 8-93 to -96, 8-136, 8-173
Armstrong Air/AirEase, Heating ..... 8-2 to -19, 8-136, 8-259 to -260
Armstrong Air/AirEase, Heating Accessories ..... 8-4
Armstrong Air/AirEase/Allied, Parts ..... 2-57, 4-60, 6-65, 8-17, 8-92, 8-136, 8-260
Armstrong Air/Allied Commercial ..... 8-120 to -122, 8-125, 8-128 to -130, 8-132 to -134
Aspen Pumps ..... 8-230
Atco Rubber Products ..... 1-37 to -40
Atco-Gary Metal Technologies ..... 1-1 to -36, 1-40 to -42, 1-44 to -50, 2-9, 2-29 to -30, 3-14, 3-26, 4-9 to -10, 4-60, 4-85, 8-19, 8-228 to -230, 8-250

**B**

Bard ..... 8-241 to -244
Baron Wire and Cable, see Southwire ..... 4-97
Baso Gas Products ..... 7-76 to -79, 7-83, 8-271
Basset Brackets See C & S Mfg ..... 4-55
Bassett Brackets ..... 4-80
Beckett Pumps ..... 4-63
Bell & Gossett ..... 10-52 to -55, 10-58 to -59, 10-64
Big Blu ..... 5-14
Bitzer ..... 6-69
Blue Angel Pumps ..... 10-113
Bosch ..... 8-246 to -248
Broan Mfg ..... 2-1 to -6, 2-11, 9-30
Browning ..... 2-58, 2-60, 2-63
Buderus ..... 10-1 to -6
Buderus, Parts ..... 10-2, 10-6 to -7
Burnham ..... 10-8 to -10, 10-12 to -14
Burnham, Parts ..... 10-12, 10-15 to -17, 10-23

**C**

C & D Valve ..... 4-48 to -49
C & S Mfg ..... 1-43, 4-55, 10-108
Cam-Stat ..... 7-30, 7-43
Chandler, Parts ..... 2-34, 6-137, 6-146
Chandler Refrigeration ..... 6-138, 6-140 to -141, 6-145 to -146
Chromalox ..... 6-165
ClenAir ..... 4-100 to -101, 5-1, 5-7, 5-11 to -12, 5-17 to -18, 9-18
Cliplight ..... 5-9, 5-14 to -15, 12-57
Comfort-Aire ..... 8-239 to -240
Comfort-Aire, Parts ..... 8-195
Construction Solutions ..... 2-10
Continental Industries ..... 3-1 to -11
Cooper Atkins ..... 12-40 to -41
Cooper B-Line ..... 4-81
Copeland ..... 6-31 to -37, 6-39 to -41, 6-43, 6-47, 6-49, 6-51 to -52, 6-136
Copeland, Parts ..... 2-34, 6-3, 6-37, 6-42 to -43, 6-48, 6-52 to -58, 6-137
Covalence Adhesives ..... 4-88, 4-91

**D**

D & W Inc ..... 2-6

DiversiTech ..... 1-42, 2-10, 3-14, 4-9, 4-43, 4-49, 4-53, 4-58 to -59, 4-63 to -66, 4-68, 4-77, 4-86, 4-90, 4-93 to -95, 4-97, 4-99, 5-9, 5-17, 8-189, 9-17, 11-6 to -7, 12-33 to -34, 12-50, 12-57 to -58, 12-66, 12-72, 12-75
Dole ..... 10-69
Ducane, Accessories ..... 8-136, 8-156 to -169, 8-176 to -178, 8-182 to -185
Ducane, Cooling ..... 8-165 to -172, 8-179 to -181
Ducane, Heating ..... 8-156 to -164, 8-175 to -178, 8-182 to -185
DuraVent ..... 4-11
Dwyer Instruments ..... 7-94, 12-39
Dynamic Air Cleaners ..... 9-29

**E**

Elco ..... 4-78
Embassy Industries ..... 10-47
Emerson Climate Technologies ..... 6-5, 6-79 to -111
Emerson Electric ..... 2-31
EMI ..... 8-202 to -203
ESP ..... 2-55, 4-19 to -20, 4-48, 4-59, 4-89, 4-91, 6-2, 6-77, 7-93 to -94, 9-17, 12-58, 12-61 to -62, 12-71

Everpure .....5-5

**F**

Fasco .....2-32, 2-52, 6-135
Fiberbond ..... 3-22 to -24
Field Controls .....2-28
Fireye ..... 7-102 to -105
Flexcon Industries .....10-53, 10-62, 10-109
France .....11-4
Friedrich .....8-191 to -192, 8-202

**G**

Gary Metal Mfg .....2-9, 2-30, 3-14, 3-26, .....4-9 to -10, 4-85, 8-250
Gastite .....4-28
General Plastics .....1-45
GeneralAire .....8-202, 9-13 to -16, .....9-18 to -19, 9-32, 11-3
Genetron Refrigerants .....6-1
Genova Products ..... 4-50 to -54
Global .....6-65
Goodman Mfg., Parts .....8-190
Grasslin Controls..... 6-130, 6-133
Grundfos Pumps..... 10-50 to -51, 10-108 to -109

**H**

Hago ..... 11-2 to -3
Hardcast Inc ..... 4-70 to -74, 4-80, 4-83 to -84, .....4-87, 5-17, 8-250
Henslers Bender .....12-17
Hercules ..... 4-40, 4-85, 5-8, 5-17 to -18, .....10-1, 10-30, 11-8
Highside Chemicals .....4-55
Honeywell..... 6-124 to -125, ..... 7-1 to -9, 7-17 to -20, 7-25 to -27, .....7-31 to -32, 7-35 to -38, .....7-40 to -42, 7-49 to -55, .....7-67 to -69, 7-81 to -82, 7-88 to -91, ..... 7-94 to -101, 7-107 to -109, ..... 7-112 to -113, 7-116 to -129, .....8-136, 8-186 to -189, .....8-201 to -202, 8-242, 8-244, 8-270, ..... 9-1 to -6, 9-11 to -12, 9-25 to -28, .....9-30 to -31, 9-36 to -37, ..... 10-6, 10-17, 10-23, 10-49, .....10-62 to -64, 10-69 to -70, ..... 10-74 to -79, 10-85, 10-110, ..... 11-8 to -10, .....12-44
Honeywell Genesis ..... 4-95 to -96, .....8-231
HPS Controls .....10-83
Humid-a-Mist .....9-17

**I**

ICM Corp .....6-67, 7-16, 7-44 to -45, .....7-92, 7-136 to -137
ICOR International .....6-2
Indigo ..... 3-23, 9-23
Inficon .....12-19, 12-27 to -28
Intermatic .....6-67

**J**

JB Industries..... 4-43, 4-45 to -47, .....6-2, 6-4, ..... 12-20 to -28, 12-40, .....12-49 to -50, 12-62 to -63, 12-66
JetCoat ..... 4-87
Johns Manville.....4-69, 4-71
Johnson Controls.....6-115 to -122, 6-126 to -127, ..... 7-15, 7-20, 7-41, 7-92, 7-132 to -135, ..... 8-271
JW Harris ..... 4-39, 4-41 to -43

**K**

K-Flex .....4-25 to -27
Klein Tools..... 4-79, ..... 12-15, 12-34, 12-60, ..... 12-63 to -67, 12-69
Koldwave..... 8-192

**L**

La-Co .....4-44, 4-84
Lau ..... 2-54, 2-56 to -57, ..... 8-136
Legend Valve.....4-30, 4-68, .....10-53, 10-65 to -66, 10-108
Lennox Parts ..... 8-153
Little Giant Pump Company ..... 4-62, .....10-114

**M**

MA-Line..... 4-33, 4-52, 4-59, 4-67, 4-92, 4-95, ..... 6-77, 7-79, 7-94, .....12-66, 12-72, 12-74 to -75
Mainstream Engineering .....6-5 to -6
Malco.....1-3, 1-40, ..... 4-75 to -77, 4-79, 4-85, .....10-46, 12-13 to -18, 12-48, ..... 12-59, 12-61 to -62, 12-64, 12-66, 12-69
Manitowoc, Ice Machines .....6-150 to -158
Manitowoc, Parts .....6-159 to -160
Mars ..... 2-48 to -49, 2-52 to -55, 2-58 to -65, .....3-25, .....4-61, 4-63, 4-67, 4-79, 4-82, .....4-90 to -92, 4-98 to -101, .....6-48, 6-60 to -64, 6-68, 6-122, ..... 7-29, 7-32 to -33, 7-38, .....8-231, 12-26
Maxitrol .....7-62 to -65
McDonnell & Miller..... 10-13, 10-23, 10-72 to -73
McLean Thermal..... 6-149
Metal-Fab Inc..... 4-7
Milwaukee Electric Tool ..... 10-45, .....12-2 to -13, 12-35, 12-44, 12-48, ..... 12-61, 12-66, 12-68 to -69, 12-73 to -74, 12-76 to -77
Mitex..... 1-19, 4-85, 10-46
Mitsubishi Electric ..... 8-205, 8-208 to -228, ..... 8-232, 8-235 to -236
Mitsubishi Electric, Accessories & Parts.....8-205, 8-232
Morrill Motors ..... 2-32, 6-135 to -136
Mueller, Line Sets ..... 4-56
Mueller Industries..... 4-12 to -19, 4-21 to -24, .....4-29, 4-31 to -38, 4-56 to -57, ..... 6-162 to -163, 8-19, 8-204, 8-207, 10-108

**N**

National Chimney ..... 4-1
New Yorker ..... 10-18, 10-37
NordicAir ..... 8-193 to -194
Nu-Calgon ..... 4-44 to -45, 4-86, 4-100 to -101, 5-1 to -13, 5-15 to -18, 6-3 to -4, 6-6, 9-18, 12-71 to -72

**O**

Oasis ..... 6-161
Oatey ..... 4-54, 4-84, 5-8 P
Paragon ..... 6-131 to -133
Parker ..... 6-112 to -114, 7-62, 12-49, 12-62
Parker Virginia ..... 4-86
Paxton Corp, ESBE Valves ..... 10-82
Portals Plus ..... 4-8, 4-60
ProLine ..... 4-21, 4-29
PSG ..... 7-21 to -24, 12-41
Purolator ..... 3-15 to -21

**Q**

Q-Band ..... 4-78
QMark ..... 2-24, 8-276 to -280

**R**

Ranco ..... 6-123, 6-128 to -129, 6-134 Raychem ..... 6-164 to -15
Raypak ..... 10-34 to -36
RectorSeal ..... 4-66 to -67, 5-3, 11-7
Refrigeration Technologies ..... 4-44
Rego ..... 7-65
Rehau ..... 10-42 to -45
Revolv ..... 8-250 to -253
Reznor ..... 8-261 to -267
Reznor, Parts ..... 2-50, 8-263 to -264, 8-267, 8-269,
RGF Environmental ..... 9-33
Robertshaw ..... 7-56 to -59, 7-80, 7-82, 7-93
Robinair ..... 12-19 to -20

**S**

Sauermann ..... 8-231
Schwank ..... 8-273 to -275
Second Wind ..... 9-34
Selkirk ..... 3-11 to -14, 4-2 to -5, 4-7
Sensus ..... 7-66
Solaris ..... 9-34
Soler & Palau ..... 2-7 to -9, 2-14 to -24
Southland ..... 4-31 to -38
Southwire ..... 4-97
Space-Ray ..... 8-270 to -271
SpacePak ..... 8-249 to -250
Sparco ..... 10-81
Spectronics ..... 12-30 to -31
Speedi-Boot ..... 1-28
State Water Heaters ..... 10-84 to -86, 10-88, 10-90 to -102
State Water Heaters Parts ..... 7-61, 10-68, 10-85, 10-87, 10-89, 10-99, 10-102 to -104, 10-107 to -108
Streamline ..... 4-12 to -19, 4-22 to -24, 4-29, 4-56 to -57
Sumner ..... 12-73
Suntec Industries ..... 11-1
Supco ..... 2-30, 4-43, 4-49, 4-68, 6-59 to -60, 6-66, 6-134, 6-161 to -162, 7-80, 7-136, 8-19, 9-17, 12-34, 12-37, 12-61
Synco ..... 2-55

**T**

Taco ..... 10-60 to -61, 10-71
Tecumseh ..... 6-70
Tekmar ..... 10-17, 10-81
Testo ..... 12-29, 12-39
Thermal Solutions ..... 10-9
TIF ..... 12-26 to -27, 12-29, 12-33
Titeflex ..... 4-28
Tjernlund ..... 2-25 to -26
Trion ..... 9-12, 9-24
Tunstall ..... 10-62
TurboTorch ..... 12-51 to -57
TVM, See Mitex ..... 1-19, 4-85, 10-46

**U**

U-Line ..... 6-161
UEI ..... 12-32 to -33, 12-35 to -37, 12-42 to -43
United Pipe & Steel ..... 4-31, 4-97
Unitronix ..... 2-50
Universal Technologies ..... 5-15
Uponor ..... 10-38 to -45, 10-111 to -112
US Motors ..... 2-31, 2-33, 2-36 to -48, 6-136, 10-49

**V**

Ventamatic ..... 2-12 to -13
Veto Pro Pac ..... 12-67
Virginia KMP ..... 4-86, 5-2, 5-5, 5-18, 6-77
Vulkan Lokring ..... 4-20

**W**

Watts ..... 10-66 to -67
Wayne Combustion ..... 8-281, 11-1
Wayne Pump ..... 10-113 to -114
Weil-McLain ..... 10-19 to -33, 10-62
Weiss Instruments ..... 12-45 to -47
Westwood ..... 10-68, 11-3, 11-5, 11-7
White-Rodgers ..... 6-125, 7-10 to -16, 7-20 to -21, 7-25, 7-30, 7-34, 7-39, 7-46 to -48, 7-59 to -61, 7-70 to -74, 7-83 to -88, 7-93, 7-105, 9-29, 10-80 to -81
Williams Furnace ..... 8-254 to -258

**Y**

Yellow Jacket ..... 12-25, 12-29, 12-49